

Uncitermes almeriae, a new termite species from Amazonia (Isoptera, Termitidae, Syntermitinae)

Tiago F. Carrijo^{1,2}, Joice P. Constantini¹, Rudolf H. Scheffrahn³

1 Museu de Zoologia da Universidade de São Paulo, Cx. Postal 42.494, 04218–970, São Paulo, SP, Brazil

2 Centro de Ciências Naturais e Humanas, Universidade Federal do ABC, Rua Arcturus, 03, Jardim Antares, 09606-070, São Bernardo do Campo, SP, Brasil

3 Fort Lauderdale Research and Education Center, Institute for Food and Agricultural Science, 3205 College Avenue Davie, Florida 33314, U.S.A

Corresponding author: *Tiago F. Carrijo* (tiagocarrijo@gmail.com)

Academic editor: *Pavel Stoev* | Received 25 March 2016 | Accepted 14 May 2016 | Published 2 June 2016

<http://zoobank.org/32D12CED-0DCD-431C-B179-C5C8C1725052>

Citation: Carrijo TF, Constantini JP, Scheffrahn RH (2016) *Uncitermes almeriae*, a new termite species from Amazonia (Isoptera, Termitidae, Syntermitinae). ZooKeys 595: 1–6. doi: 10.3897/zookeys.595.8626

Abstract

The Neotropical termite genus *Uncitermes* Rocha & Canello, 2012 was known from a single species, *U. teevani* (Emerson, 1925). In this paper a new species, *Uncitermes almeriae* **sp. n.**, is described and illustrated from worker and soldier castes, along with observations on the *Uncitermes* nest. A distribution map with the occurrences of both species is presented. The new species is distinguished from its congener by the presence of short bristles covering the head capsule and frontal tube.

Keywords

Taxonomy, South America, Biological Notes

Introduction

The genus *Uncitermes* Rocha & Canello, 2012 was described to accommodate the Amazonian species *Uncitermes teevani* (Emerson, 1925), previously included in *Armitermes* Wasmann, 1897. The genus can be distinguished from the other Syntermitinae genera by the strongly recurved soldier mandibles and lack of spines on the margins of pro-, meso- and metanotum, as well as the absence of a projection on the forecoxae (Rocha et al. 2012).

Previously hypothesized as sister group of *Rhynchotermes* Holmgren, 1912 by morphological similarities and a morphological phylogeny (Rocha et al. 2012), molecular data now suggest that *Uncitermes* should be more related to *Armitermes sensu stricto*, along with *Embirationes heterotypus* (Silvestri, 1901) and *Macuxitermes* Cancellato and Bandeira, 1992 (Maurício M. Rocha, personal communication).

Herein we describe, from Peruvian and Ecuadorian Amazonia, a second species of the genus, *Uncitermes almeriae* sp. n. The soldier and worker of the new species are described and an updated distribution map is given for both species.

Material and methods

The institutional collections acronyms cited in this paper are: **MZUSP**: Museu de Zoologia da Universidade de São Paulo, São Paulo, Brazil; **UF**: Fort Lauderdale Research and Education Center, University of Florida, Davie, Florida, United States.

Images of the head capsule and digestive tube were taken with a Leica M205C stereomicroscope attached to a Leica DFC 425 digital camera. Specimens were placed in a plastic Petri dish containing 70% ethanol gel (Purell® hand sanitizer). A mirror was placed underneath the dish to highlight pilosity.

Mandibles and enteric valves were mounted on slides with PVA mounting medium (BioQuip #6371A) and the images were taken with a Leica DM5500B compound microscope attached to a Leica DFC 425 camera. All images were composed of multiple photomicrographs taken at different focal planes that were merged with Helicon Focus 6 software. Measurements were taken with an ocular micrometer fitted to an Olympus SZX9 stereomicroscope. Terms used for pilosity are comparative: long bristles are erect hairs with well-marked bases; short bristles are smaller than long bristles; and thick bristles are thicker than the other.

The following morphometric characters were measured, indicating in parenthesis the measurement as defined by Roonwal (1970): LH, length of head (9), LN, length of nasus (13), WH, width of head (18), LLM, length of left mandible (36), WP, maximum width of pronotum (68), LT, length of hind tibia (85). The distribution map was created using Quantum GIS 2.8.3.

Taxonomy

Uncitermes almeriae Carrijo, sp. n.

<http://zoobank.org/093682C6-EDDD-4E9E-9155-43439AB1AB0C>

Type-locality. ECUADOR. Orellana: Francisco de Orellana, Yasuni National Park, -0.6717, -76.3979.

Holotype. Soldier. 31.v.2011, R.H.Scheffrahn col., MZUSP 23117.

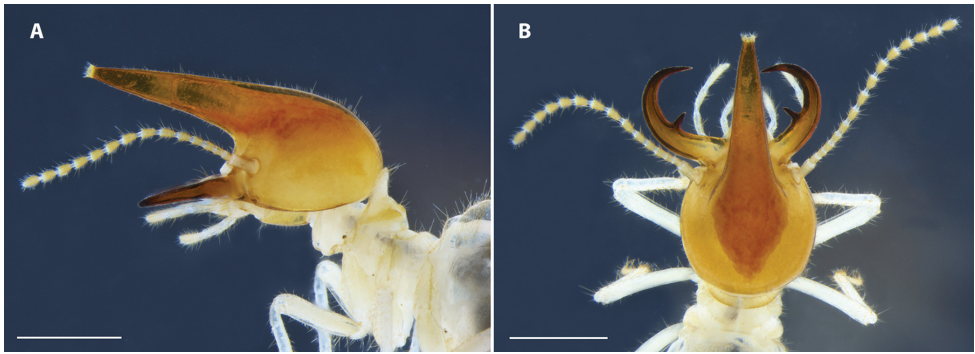


Figure 1. Soldier head capsule of *Uncitermes almeriae* sp. n. **A** lateral view **B** dorsal view. Scale: 1 mm.

Paratypes. ECUADOR. **MZUSP 23117**, same sample of holotype (2 soldiers, 13 workers); **UF EC1066**, same sample of holotype (16 soldiers, 20 workers); **UF EC1000**, same data of holotype (8 soldiers, 16 workers); PERU. **UF PU311**, 21 km South of Ciudad Constitución, -10.04915, -75.02859, 27.v.2014, R.H.Scheffrahn col. (17 soldiers, 12 workers); **MZUSP 23236**, duplicate of the previous (2 soldiers and 3 workers).

Imago. Unknown.

Soldier (Fig. 1). Monomorphic. Head capsule, in dorsal view, rounded. Antennae with 15 articles; relative length formula $1>2>3=4<5$. In lateral view, nasus narrowly conical, forming a ca. 30° angle with base of head; dorsal margin of nasus undemarcated with margin of vertex and evenly curving along with occipital margin. Labrum rounded, anterior margin hyaline, without distinct tip. Postmentum subrectangular. Mandibles symmetrical, piercing, and hooked; narrow tooth subconical and approximately central on the inner margin. Molar region absent. When closed, in dorsal view, mandibles overlap nearly completely. Pronotum with length of anterior lobe longer than posterior lobe. Tibial spur formula 2:2:2. Head capsule covered of short bristles and sparse long bristles. Nasus covered of many short bristles and tip of nasus crowned with short bristles. Pronotum with long and short bristles along margins, denser on lateral margins, some short bristles on anterior lobe. Meso- and metanotum with long and short bristles on posterior margins; tergites and sternites completely covered by a dense layer of long bristles. Legs with many long and short bristles; thick bristles on inner face of tibia. Range and mean of measurements (mm) of six soldiers from three colonies: LH 1.30–1.40 (1.35); LN 1.43–1.58 (1.50); LLM 0.93–1.00 (0.96); WH 1.35–1.43 (1.38); WP 0.80–0.88(0.84); LT 1.68–1.80 (1.74).

Remarks. When alive (Fig. 2) the frontal gland coloration of both *Uncitermes* spp. is the same as the surrounding head capsule. After ethanol preservation, the frontal gland of both species turns to a dark reddish color in contrast to the remainder of the head capsule. In some preserved soldiers, a clear, hardened defensive secretion can be seen as droplets clinging to the nasus. Unlike some Nasutitermitinae that squirt their



Figure 2. Live habitus of *Uncitermes almeriae* sp. n.

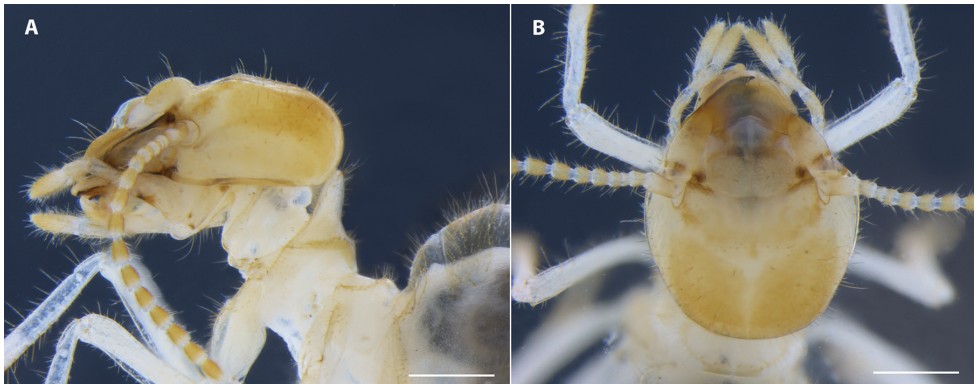


Figure 3. Worker head capsule of *Uncitermes almeriae* sp. n. **A** lateral view **B** dorsal view. Scale: 0.5 mm.

secretion several body lengths, this genus and probably all syntermitids exude their defensive secretion with little force.

Worker (Figs 3, 4). As described and illustrated for genus by Rocha et al. (2012). Range and mean of measurements (mm) of twelve workers from three colonies: LH 0.75 – 1.00 (0.94); WH 1.13 – 1.30 (1.21); LT 1.33 – 1.50 (1.43).

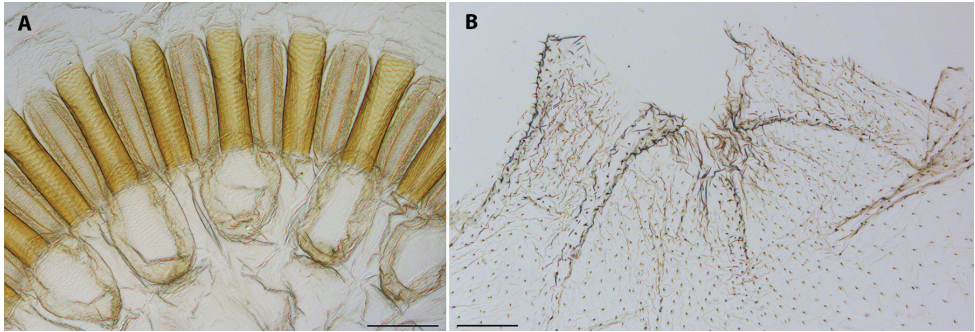


Figure 4. Digestive tube of worker of *Uncitermes almeriae* sp. n. **A** gizzard **B** enteric valve. Scale: 0.1 mm.

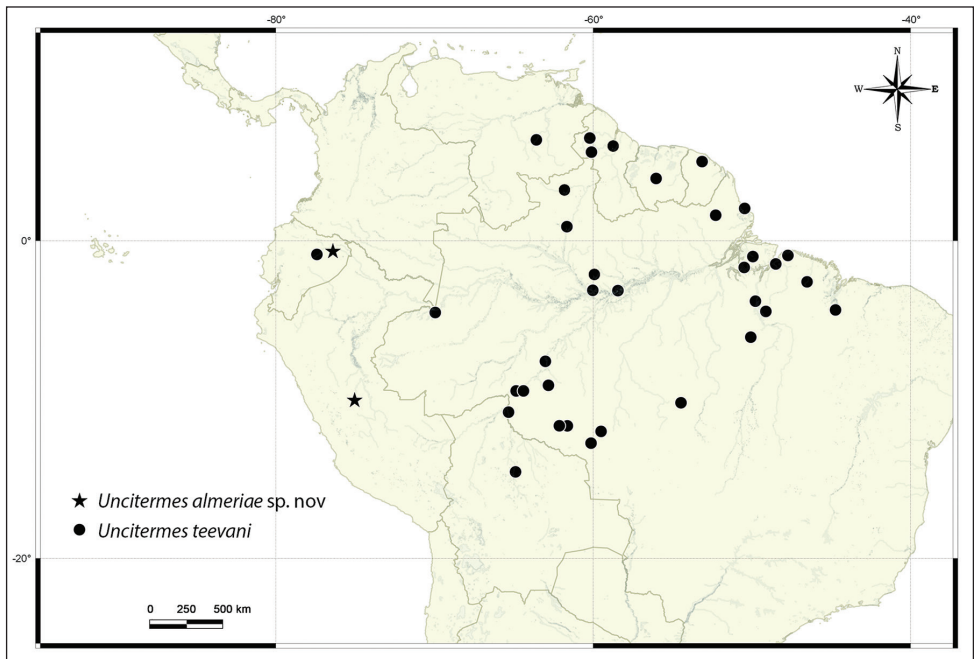


Figure 5. Distribution map of *Uncitermes* spp. Data for *U. teevani* available in Davies (2003), Rocha et al. (2012), Carrijo (2013) and this paper.

Etymology. The species name is a latinized noun in the genitive case. *Uncitermes almeriae* sp. n. is named in honour of Almeri Fernandes Sousa, TFC's mother.

Biological notes. There are no biological data published for *Uncitermes almeriae* sp. n. However, *Uncitermes teevani* is commonly sampled in rotten wood, litter, soil, dry palm tree stipes and clumps of roots, probably foraging in a soil-litter interface. There is a report of a nest of *U. teevani* from French Guiana under a dead trunk (in the hollow cylinder section), the nest structure was about a meter long, and the royal cell was attached to the wood, asymmetrically in the oval shaped nest structure (Jan Šobotník, personal communication).

Comparisons. The soldier of *U. almeriae* sp. n. has short bristles covering all the head capsule and frontal tube, while *U. teevani* has only sparse long bristles on head capsule and the frontal tube is glabrous.

New records of *U. teevani* (Fig. 5). BOLIVIA. **UF BO458**, N. San Javier, -14.5491, -64.8896, 29.v.2013, J.A. Chase col. ECUADOR. **UF EC210**, Yasuni National Park (P.U.C.E. Research Station), 20.iii.2006, B.W. Bahder col. **UF EC999**, 1001, 31.v.2011, J.R. Mangold col. **UF EC1163, 1176, 1177**, Tiputini river, stop 2, -0.67530, -76.36864, 01.vi.2011.

Acknowledgments

We acknowledge the reviewers Danilo E. de Oliveira and Yves Roisin for comments on the text and support from the São Paulo Research Foundation, Brazil (FAPESP), grant 2013/03767-0 to T.F. Carrijo and 2014/11982-1 to J.P. Constantini.

References

- Canello EM, Bandeira AG (1992) *Macuxitermes triceratops* (Isoptera; Termitidae; Nasutitermitinae), a new genus and species from island of Maracá, Roraima. *Papéis Avulsos de Zoologia* 38(1): 1–8.
- Carrijo TF (2013) Estudo da termitofauna (Insecta, Isoptera) da região do alto Rio Madeira, Rondônia. PhD thesis, Universidade de São Paulo, Ribeirão Preto, SP Brazil.
- Davies RG, Hernández LM, Eggleton P, Didham RK, Fagan LL, Winchester NN (2003) Environmental and spatial influences upon species composition of a termite assemblage across neotropical forest islands. *Journal of Tropical Ecology* 19(5): 509–524. doi: 10.1017/S0266467403003560
- Emerson AE (1925) The termites from Kartabo, Bartica District, Guyana. *Zoologica* 6: 451–453.
- Holmgren N (1912) Termitenstudien 3. Systematik der Termiten. Die familie Metatermitidae. *Kungliga Svenska Vetenskapsakademiens Handlingar* 48: 1–166.
- Rocha MM, Canello EM, Carrijo TF (2012) Neotropical termites: revision of *Armitermes* Wasmann (Isoptera, Termitidae, Syntermitinae) and phylogeny of the Syntermitinae. *Systematic Entomology* 37(4): 793–827. doi: 10.1111/j.1365-3113.2012.00645.x
- Roonwal ML (1970) Measurement of termites (Isoptera) for taxonomic purposes. *Journal of the Zoological Society of India* 21: 9–66.
- Silvestri F (1901) Nota preliminare sui Termitid sud-americani. *Bollettino dei Musei di Zoologia ed Anatomia comparata della Reale Università di Torino* 16(389): 1–8.
- Wasmann E (1897) Termiten von Madagaskar und Ostafrika. *Abhandlungen der Senckenbergischen Naturforschenden Gesellschaft* 21: 137–182.