

Monitoring Open Science Workshop

Eloy Rodrigues

Director of the University Minho Libraries

25-27 SEPTEMBER 2023 | MADRID

▶ OPEN SCIENCE FAIR ▶

What and How to Monitor Open Science

Agenda

- Introduction on the landscape on monitoring open science in the context of research assessment
- Presentation of the projects on open science:
 - Incentivising and Rewarding Researchers for Open Science, OPUS
 - The Open Science Impact, PathOS
 - An EOSC dataspace on Open Science for Research Assessment, GraspOS
- Roundtable discussion on the evaluation of open science in research assessment
 - Researchers perspective, Ismael Raphols (CTWS)
 - National perspective, Neil Jacobs (UK Reproducibility Network)
 - Infrastructure perspective, Inge Van Nieuwerburg (OpenAIRE)
 - Funders, Bregt Saenen (Science Europe)
- - Q&A and Conclusion



What is Open Science?



Rewarding Open Science

The research community appears increasingly ready to change the Research Culture, moving into the inclusion of valuing Open Science Activities.

Let's change
what we value
in research.



Sign
DORA

Initiatives

- The Leiden Manifesto
- Metric Tide
- Hong Kong Principles for Assessing Researchers
- ...many other pilots and initiatives!




Monitoring Open Science

There is a growing number of initiatives, projects, tools and services to monitor Open Science, at different levels: institutional, national, regional/European, and global.

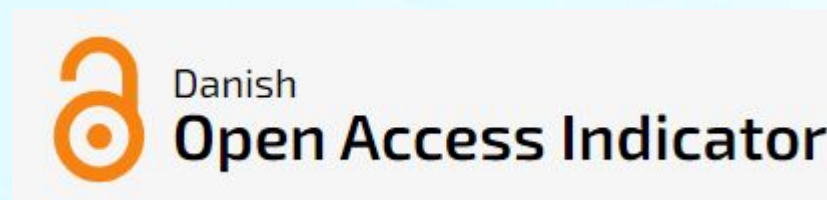
Bienvenue sur
le Baromètre français de la Science Ouverte



Mesurer l'évolution de la science ouverte en France à partir de données fiables, ouvertes et maîtrisées.



Objective of the Working Group
Assist the Secretariat in developing a monitoring framework for the UNESCO Recommendation on Open Science



European Commission | English | Search

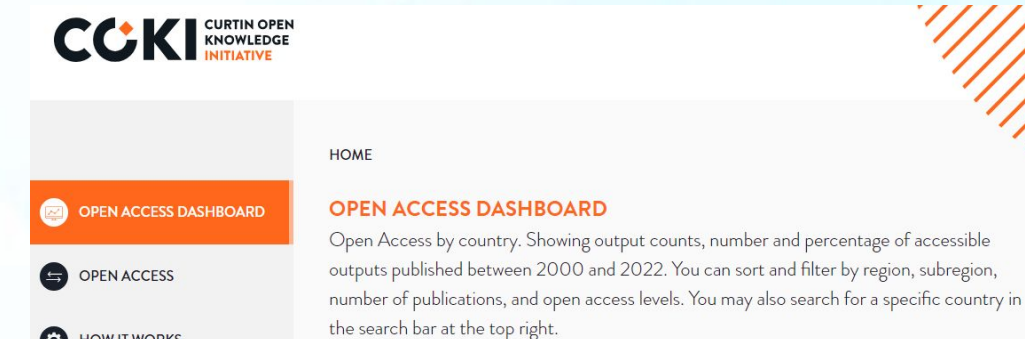
Research and innovation

Home > Strategy on research and innovation > Strategy 2020-2024 > Our digital future > Open Science > Open science monitor

Open science monitor

Tracking trends for open access, collaborative and transparent research across countries and disciplines.

eOSC OBSERVATORY



CCKI CURTIN OPEN KNOWLEDGE INITIATIVE

HOME

OPEN ACCESS DASHBOARD

OPEN ACCESS

HOW IT WORKS

OPEN ACCESS DASHBOARD

Open Access by country. Showing output counts, number and percentage of accessible outputs published between 2000 and 2022. You can sort and filter by region, subregion, number of publications, and open access levels. You may also search for a specific country in the search bar at the top right.

What are we monitoring?

Why are we monitoring?

How

do monitoring OS and research assessment relate?

can we promote efficiency, openness and reusability on monitoring?

Some questions

Call on the stage

Presentation on OPUS, Pathos and GraspOS.



Gareth O'Neill



Ioanna Grypari



Giulia Malaguarnera

▶ THANK ▶ YOU ▶

To make sure you don't miss any updates, exclusive content, and exciting announcements, be sure to follow us on Twitter!

