

Improving findability on chemical resources with Bioschemas

*Leyla Jael Castro,
ZB MED Information Centre for Life Sciences
Bioschemas*

*Egon Willighagen
Maastricht University
Bioschemas*

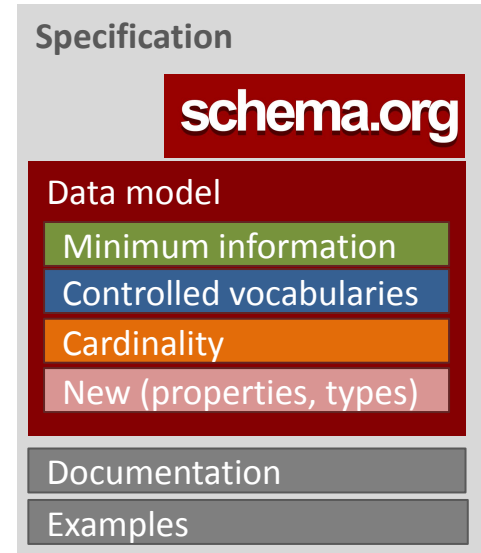
ACS FALL 2023
13-17 August, San Francisco CA & Hybrid



doi:10.5281/zenodo.8369861
This work is licensed under [CC-BY-4](https://creativecommons.org/licenses/by/4.0/).

Bioschemas: metadata for (life) sciences websites and data feeds

- Community initiative built on top of **schema.org**
- Aim
 - Improve data discoverability and interoperability in Life Sciences
- Approach
 - Add Life Science types to schema.org
 - Provide usage guidelines and examples
 - Minimum, recommended, optional
 - Link to domain ontologies
 - Support software



References: <https://scholia.toolforge.org/topic/Q93995803>



[Slide modified from previous presentation](#)

FAIRness support in Bioschemas

F indable

- F1, F3. Promote - use of unique identifiers
- F2. Provide - rich metadata specifications
- F4. Promote - use of registries

A ccessible

- A1. Use - HTTP(S)
- A2. Promote - use of registries

I nteroperable

- I1. Use - JSON-LD
- I2. Use - schema.org
- I3. Provide - metadata specifications linking objects to each other

R eusable

- R1. Provide - metadata specifications (minimum, recommended, optional)
- R1.1. Promote - use of licenses
- R1.2 Promote - provenance and attribution
- R.1.3 Provide - community standards

Making things findable



Dataset Search



Try [coronavirus covid-19](#) or [water quality site:canada.ca](#).

[Learn more](#) about Dataset Search.



Bioschemas in use

Bioschemas defines domain-specific **profiles** to add structured metadata to Life Science resources on the Web by using and expanding **schema.org**:
ChemicalSubstance, Gene, MolecularEntity, Protein, ProteinStructure, Sample, Taxon

General-purpose profiles are being lifted for use *beyond* life sciences (<https://schemas.science/>) including *Dataset, Course, ComputationalWorkflow, ComputationalTool, TrainingMaterial*.

Bioschemas markup is **deployed** at >90 websites

Bioschemas is developed and maintained by working groups in an active **community** (>150 members)

Name	Group	Use Cases	Cross Walk	Task & Issues	Example
ChemicalSubstance (v0.4-RELEASE) 07 April 2020	Chemicals				
ComputationalTool (v1.0-RELEASE) 11 October 2021	Tools				
ComputationalWorkflow (v1.0-RELEASE) 09 March 2021	Workflow				
Course (v1.0-RELEASE) 13 September 2022	Training				
CourseInstance (v1.0-RELEASE) 13 September 2022	Training				
DataCatalog (v0.3-RELEASE-2019_07_01) 01 July 2019	Data Repositories				
Dataset (v1.0-RELEASE) 12 July 2022	Datasets				
FormalParameter (v1.0-RELEASE) 09 March 2021	Workflow				
Gene (v1.0-RELEASE) 07 April 2021	Genes				
MolecularEntity (v0.5-RELEASE) 07 April 2020	Chemicals				
Protein (v0.11-RELEASE) 07 April 2020	Proteins				
Sample (v0.2-RELEASE-2018_11_10) 10 November 2018	Samples				
Taxon	Biodiversity				

<https://bioschemas.org/profiles/>

Slide modified from previous presentation

- Metadata Interoperability and Standardization across all website using Schema.org

3. Schema.org Formats

Schema.org markup can be embedded in your web page using [Microdata](#), [RDFa](#), or [JSON-LD](#). In Bioschemas we favor the use of JSON-LD, as do most of the search engines.

3.1. Format examples

- JSON-LD

```
<script type="application/ld+json">
{
  "@context": "https://schema.org",
  "@type": "SportsTeam",
  "name": "San Francisco 49ers",
  "member": {
    "@type": "OrganizationRole",
    "member": {
      "@type": "Person",
      "name": "Joe Montana"
    },
    "startDate": "1979",
    "endDate": "1992",
    "roleName": "Quarterback"
  }
}
</script>
```

- Microdata

```
<div itemscope itemtype="http://schema.org/SportsTeam">
  <span itemprop="name">San Francisco 49ers</span>
```

Contributors:

- [Leyla Garcia](#)
- [Victoria Dominguez del Angel](#)
- [Alasdair Gray](#)

License: CC-BY 4.0











Version: 2.1

Last Modified: 23 April 2021

https://bioschemas.org/tutorials/what_why_schema

Dataset Profile

Version: 1.0-RELEASE (12 July 2022)

Property	Expected Type	Description	CD	Controlled Vocabulary	Example
Marginality: Minimum.					
@context	URL	Used to provide the context (namespaces) for the JSON-LD file. Not needed in other serialisations.	ONE		
@type	Text	Schema.org/Bioschemas class for the resource declared using JSON-LD syntax. For other serialisations please use the appropriate mechanism. While it is permissible to provide multiple types, it is preferred to use a single type.	MANY	Schema.org, Bioschemas	
@id	IRI	Used to distinguish the resource being described in JSON-LD. For other serialisations use the appropriate approach.	ONE		
dct:conformsTo	IRI	Used to state the Bioschemas profile that the markup relates to. The versioned URL of the profile must be used. Note that we use a CURIE in the table here but the full URL for Dublin Core terms must be used in the markup (http://purl.org/dc/terms/conformsTo), see example.	ONE	Bioschemas profile versioned URL	
description	Text	Schema: A description of the item. Bioschemas: A short summary describing a dataset.	ONE		
identifier	PropertyValue Text URL	Schema: The identifier property represents any kind of identifier for any kind of Thing, such as ISBNs, GTIN codes, UUIDs etc. Schema.org provides dedicated properties for representing many of these, either as textual strings or as URL (URI) links. See background notes for more details. Bioschemas: CURIEs that can be resolved using Identifiers.org should be used.	MANY		
keywords	DefinedTerm Text URL	Schema: Keywords or tags used to describe this content. Multiple entries in a keywords list are typically delimited by commas. Bioschemas: Keywords should be drawn from a controlled vocabulary, e.g. EDAM , and supplied as a DefinedTerm list.	MANY		
license	CreativeWork URL	Schema: A license document that applies to this content, typically indicated by URL. Bioschemas: A license under which the dataset is distributed.	ONE		
name	Text	Schema: The name of the item. Bioschemas: A descriptive name of the dataset.	ONE		
url	URL	Schema: URL of the item. Bioschemas: The location of a page describing the dataset.	ONE		

Dataset profiles in use

Gene / Protein ID mapping databases

JSON source



Species	BridgeDb Download	QC report	Size	License	Date	Tested with
Anopheles gambiae (ncbitaxon:7165)	Ag_Derby_Ensembl_Metazoa_52.bridge (doi:10.5281/zenodo.7327722)	QC	42.9 MB	license	2023-01-06	PathVisio 3.3 BridgeDb Webservice
Aspergillus niger (ncbitaxon:5061)	An_Derby_Ensembl_Fungi_52.bridge (doi:10.5281/zenodo.7781891)	QC	34.3 MB	license	2023-03-30	PathVisio 3.3 BridgeDb Webservice
Arabidopsis thaliana (ncbitaxon:3702)	At_Derby_Ensembl_Plant_52.bridge (doi:10.5281/zenodo.7781895)	QC	213.4 MB	license	2023-03-31	PathVisio 3.3 BridgeDb Webservice
Bacillus subtilis (ncbitaxon:1423)	Bs_Derby_Ensembl_91.bridge (doi:10.5281/zenodo.3667670)		8.2 MB	license	2020-02-14	BridgeDb Webservice
Bos taurus (ncbitaxon:9913)	Bt_Derby_Ensembl_108.bridge (doi:10.5281/zenodo.7781913)	QC	153.5 MB	license	2023-03-31	PathVisio 3.3 BridgeDb Webservice
Caenorhabditis elegans (ncbitaxon:6239)	Ce_Derby_Ensembl_108.bridge (doi:10.5281/zenodo.7781913)	QC	208.9 MB	license	2023-03-31	PathVisio 3.3 BridgeDb Webservice
Canis familiaris (ncbitaxon:9615)	Cf_Derby_Ensembl_108.bridge (doi:10.5281/zenodo.7781913)	QC	162.4 MB	license	2023-03-31	PathVisio 3.3 BridgeDb Webservice
Ciona intestinalis (ncbitaxon:7719)	Ci_Derby_Ensembl_108.bridge (doi:10.5281/zenodo.7781913)	QC	32.9 MB	license	2023-03-31	PathVisio 3.3 BridgeDb Webservice
Danio rerio (ncbitaxon:7955)	Dr_Derby_Ensembl_108.bridge (doi:10.5281/zenodo.7781913)	QC	272.0 MB	license	2023-03-31	PathVisio 3.3 BridgeDb Webservice
Daphnia magna (ncbitaxon:35525)	Da_Derby_Ensembl_Metazoa_52.bridge (doi:10.5281/zenodo.7327722)	QC	45.5 MB	license	2023-01-06	PathVisio 3.3 BridgeDb Webservice
Daphnia pulex (ncbitaxon:6669)	Dp_Derby_Ensembl_Metazoa_52.bridge (doi:10.5281/zenodo.7327722)	QC	60.8 MB	license	2023-01-06	PathVisio 3.3 BridgeDb Webservice

Dataset profiles in use



Gene / Protein ID mapping databases

JSON source






Species	BridgeDb Download
Anopheles gambiae (ncbitaxon:7165)	Ag_Derby_Ensembl_Metazoa_52.bridge (doi:10.5281/zenodo.7327722)
Aspergillus niger (ncbitaxon:5061)	An_Derby_Ensembl_Fungi_52.bridge (doi:10.5281/zenodo.7781891)
Arabidopsis thaliana (ncbitaxon:3702)	At_Derby_Ensembl_Plant_52.bridge (doi:10.5281/zenodo.7781895)
Bacillus subtilis (ncbitaxon:1423)	Bs_Derby_Ensembl_91.bridge (doi:10.5281/zenodo.3667670)
Bos taurus (ncbitaxon:9913)	Bt_Derby_Ensembl_108.bridge (doi:10.5281/zenodo.7781913)
Caenorhabditis elegans (ncbitaxon:6239)	Ce_Derby_Ensembl_108.bridge (doi:10.5281/zenodo.7781913)
Canis familiaris (ncbitaxon:9615)	Cf_Derby_Ensembl_108.bridge (doi:10.5281/zenodo.7781913)
Ciona intestinalis (ncbitaxon:7719)	Ci_Derby_Ensembl_108.bridge (doi:10.5281/zenodo.7781913)
Danio rerio (ncbitaxon:7955)	Dr_Derby_Ensembl_108.bridge (doi:10.5281/zenodo.7781913)
Daphnia magna (ncbitaxon:35525)	Da_Derby_Ensembl_Metazoa_52.bridge (doi:10.5281/zenodo.7327722)
Daphnia pulex (ncbitaxon:6669)	Dp_Derby_Ensembl_Metazoa_52.bridge (doi:10.5281/zenodo.7327722)

Google

Q Anopheles gambiae genes and proteins

Last updated Download format Usage rights Topic Free

70 data sets found

-  Data from: Changes in transcript abundance for...
figshare.com
txt
Updated Jun 1, 2023
-  Data from: Proteomics reveals localization of cuticular protei...
omicsdi.org
xml
Updated Jul 9, 2018
-  Data from: Genome-Wide Transcriptional Analysis of...
vectorbase.org
Updated Oct 4, 2011
-  **Ag_Derby_Ensembl_Metazoa_52**
data.bridgedb.org
bridge
Updated Nov 27, 2021
-  Data from: Changes in

Ag_Derby_Ensembl_Metazoa_52.bridge

Explore at: [data.bridgedb.org](#)

bridge

Unique identifier

https://doi.org/10.5281/zenodo.7327722/Ag_Derby_Ensembl_Metazoa_52.bridge

Data set updated

Nov 27, 2021

Licence

<https://zenodo.org/record/7327722/files/LICENSE?download=1>

Description

BridgeDb identifier mapping file for Anopheles gambiae for genes and proteins

Dataset profiles in use #2

datasets

DOI 10.5281/zenodo.7088624

Overview of open datasets released by NanoSafety Cluster projects



NanoCommons
Nano-Knowledge Community

This list provides an overview of archived datasets with an open license. Each one of them can be cited with [DataCite](#) and various datasets are not only downloaded from the archives but can also be interactively explored via databases.

Additional datasets and databases that provide interactive access to these datasets can be reported [here](#).

Physico-chemical characterization of sterile Fe₃O₄ nanoparticles by XPS / HAXPES / SEM

?

- Date: 2023-05-31
- License: [Creative Commons Attribution Non Commercial 3.0 Germany](#)
- Project: [NanoSolveIT](#)
- URL: <https://zenodo.org/record/7990302>
- DOI: 10.5281/zenodo.7990302

Physico-chemical characterization of sterile citrated stabilized Au nanoparticles by XPS / HAXPES / SEM

?

- Date: 2023-05-31
- License: [Creative Commons Attribution Non Commercial 3.0 Germany](#)
- Project: [NanoSolveIT](#)
- URL: <https://zenodo.org/record/7990251>
- DOI: 10.5281/zenodo.7990251

Physico-chemical characterization of sterile ZnO nanoparticles by XPS / HAXPES / SEM

?

<https://nanocommons.github.io/datasets/>

Scraping Bioschemas

sbd-data-nanocommons / extractBioschemas.groovy

Code Blame 70 lines (56 loc) · 2.79 KB

```
9  bioclipse = new net.bioclipse.managers.BioclipseManager(".");
10 rdf = new net.bioclipse.managers.RDFManager(".");
11 jsoup = new net.bioclipse.managers.JSoupManager(".");
12
13 htmlContent = bioclipse.download("https://nanocommons.github.io/datasets/")
14
15 htmlDom = jsoup.parseString(htmlContent)
16
17 // application/ld+json
18
19 bioschemasSections = jsoup.select(htmlDom, "script[type='application/ld+json']");
20
21 kg = rdf.createInMemoryStore()
22
23 for (section in bioschemasSections) {
24     bioschemasJSON = section.html()
25     rdf.importFromString(kg, bioschemasJSON, "JSON-LD")
26 }
27
28 turtle = rdf.asTurtle(kg);
29
30 println "# + rdf.size(kg) + " triples detected in the JSON-LD"
31 //println turtle
32
33 sparql = """
34 PREFIX schema: <http://schema.org/>
35 SELECT ?dataset ?url ?name ?license ?description WHERE {
36     ?dataset a schema:Dataset ;
37     schema:url ?url .
38     OPTIONAL { ?dataset schema:name ?name }
39     OPTIONAL { ?dataset schema:license ?license }
40     OPTIONAL { ?dataset schema:description ?description }
41 } ORDER BY ASC(?dataset)
42 """
```



**Sbd
Nano**⁴

SAFE BY DESIGN FOR NANO

sbd-data-book

allDatasources.rq

Code examples: curl

SPARQL [↗](#)

```
PREFIX void: <http://rdfs.org/ns/void#>
PREFIX dcterms: <http://purl.org/dc/terms/>
PREFIX dc: <http://purl.org/dc/elements/1.1/>

SELECT ?resource ?resourceLabel ?img WHERE {
  ?void a void:DatasetDescription ;
  dcterms:title|dc:title ?resourceLabel .
  OPTIONAL { ?void dc:source ?resource }
  OPTIONAL { ?void foaf:img ?img }
}
```

run

Output

resource	img
AOP-Wiki Key Event Relationships	
NanoWiki v6 causal relationships	
SmartNanoTox Transcriptomics datasets	
Overview of open datasets released by NanoSafety Cluster projects	
NanoInformaTIX Tools	

<https://h2020-sbd4nano.github.io/sbd-data-book/>

Chemical profiles in use

Sites: 2 **ChemicalSubstance (0.4-RELEASE)** [↗](#) [^](#)

[NanoCommons](#) **v0.4**

[RiskGONE](#) **v0.4**

Sites: 9 **MolecularEntity (0.5-RELEASE)** [↗](#) [^](#)

[ChEMBL](#) **v0.2-DRAFT** [Page](#) [SMV](#) [BMUSE](#)

[ChEMBL \(Mirror\)](#) **v0.5-RELEASE** Over 1.9 million molecular entities

[iPPI-DB](#) **v0.5** 2,035 compounds [Page](#) [SMV](#) [BMUSE](#)

[IUPHAR/BPS Guide to Pharmacology](#) **v0.2-DRAFT** Over 9,800 ligands [Page](#) [SMV](#) [BMUSE](#)

[MassBank Europe](#) **v0.5** [Page](#) [SMV](#) [BMUSE](#)

[Metabolic Atlas](#) **v0.5-RELEASE** Over 3'000 metabolites. [Page](#) [SMV](#) [BMUSE](#)

[MetaNetX](#) **v0.5-RELEASE** Over 1M chemical compound pages [Page](#) [SMV](#) [BMUSE](#)

[Rhea \(Unofficial\)](#) **v0.5-RELEASE** Over 12,000 chemicals

[Scholia](#) **v0.5** More than 1.2M pages annotated with chemical compounds. Live statistics from <https://scholia.toolforge.org/chemical/>. [Page](#) [SMV](#) [BMUSE](#)



MolecularEntity Profile

Version: 0.5-RELEASE (07 April 2020)

Bioschemas profile describing a MolecularEntity

If you spot any errors or omissions with this type, please file an issue in our [GitHub](#).

Description Contributors Links








Schema.org hierarchy

This Profile fits into the schema.org hierarchy as follows:

[Thing](#) > [BioChemEntity](#) > [MolecularEntity](#)

Description

Any constitutionally or isotopically distinct atom, molecule, ion, ion pair, radical, radical ion, complex, conformer etc., identifiable as a distinguishable entity. (Source: [ChEBI:23367](#))

Property	Expected Type	Description	CD	Controlled Vocabulary	Example
Marginality: Minimum.					
@context	URL	Used to provide the context (namespaces) for the JSON-LD file. Not needed in other serialisations.	ONE		
@type	Text	Schema.org/Bioschemas class for the resource declared using JSON-LD syntax. For other serialisations please use the appropriate mechanism. While it is permissible to provide multiple types, it is preferred to use a single type.	MANY	Schema.org, Bioschemas	
@id	IRI	Used to distinguish the resource being described in JSON-LD. For other serialisations use the appropriate approach.	ONE		
dct:conformsTo	IRI	Used to state the Bioschemas profile that the markup relates to. The versioned URL of the profile must be used. Note that we use a CURIE in the table here but the full URL for Dublin Core terms must be used in the markup (http://purl.org/dc/terms/conformsTo), see example.	ONE	Bioschemas profile versioned URL	
identifier	PropertyValue Text URL	Schema: The identifier property represents any kind of identifier for any kind of Thing, such as ISBNs, GTIN codes, UUIDs etc. Schema.org provides dedicated properties for representing many of these, either as textual strings or as URL (URI) links. See background notes for more details.	ONE		
name	Text	Schema: The name of the item.	ONE		
url	URL	Schema: URL of the item.	MANY		

MolecularEntity Profile

Version: 0.5-RELEASE (07 April 2020)

Bioschemas profile describing a MolecularEntity

If you spot any errors or omissions with this type, please file an issue in our [GitHub](#).

Description Contributors Links

Schema.org hierarchy







This Profile fits into the schema.org hierarchy as follows:

[Thing](#) > [BioChemEntity](#) > [MolecularEntity](#)

Description

Any constitutionally or isotopically distinct atom, molecule, ion, ion pair, radical, radical ion, complex, conformer etc., identifiable as a distinguishable entity. (Source: [ChEBI:23367](#))

Marginality: Recommended.

inChi	Text	Schema: Non-proprietary identifier for molecular entity that can be used in printed and electronic data sources thus enabling easier linking of diverse data compilations.	ONE	
inChIKey	Text	Schema: InChIKey is a hashed version of the full InChI (using the SHA-256 algorithm).	ONE	
iupacName	Text	Schema: Systematic method of naming chemical compounds as recommended by the International Union of Pure and Applied Chemistry (IUPAC).	ONE	
molecularFormula	Text	Schema: The empirical formula is the simplest whole number ratio of all the atoms in a molecule.	ONE	
molecularWeight	QuantitativeValue Text	Schema: This is the molecular weight of the entity being described, not of the parent. Units should be included in the form ' x ', for example '12 amu' or as ' x '.	ONE	
smiles	Text	Schema: A specification in form of a line notation for describing the structure of chemical species using short ASCII strings. Double bond stereochemistry \ indicators may need to be escaped in the string in formats where the backslash is an escape character.	MANY	

MolecularEntity in use: Scholia

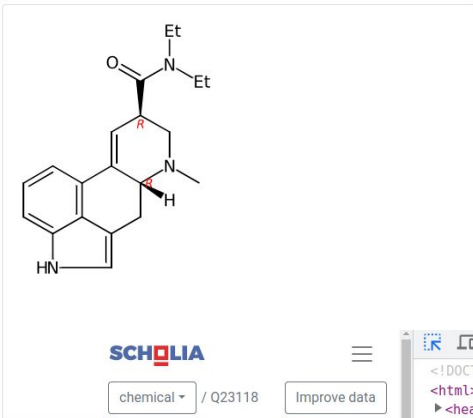
SCHOLIA Author Work Organization Location Event Project Award Topic Tools Help Search...

chemical / Q23118

Improve data

lysergic acid diethylamide (Q23118)

Lysergic acid diethylamide, commonly known as LSD, and known colloquially as acid, is a potent psychedelic drug. Effects typically include intensified thoughts, emotions, and sensory perception. At sufficiently high dosages LSD manifests primarily mental, visual, and auditory hallucinations. Dilated pupils, increased blood pressure, and increased body temperature are typical. Effects typically begin within half an hour and can last for up to 20 hours. LSD is also capable of causing mystical experiences and ego dissolution. It is used mainly as a recreational drug or for spiritual reasons. LSD is both the prototypical psychedelic and one of the "classical" psychedelics, being the psychedelic with the greatest scientific and cultural significance. LSD is synthesized as a solid compound, typically in the form of a powder or a crystalline material. This solid LSD is then dissolved in a liquid solvent, such as ethanol or distilled water, to create a solution. The liquid serves as a carrier for the LSD, allowing for accurate dosage and administration onto small pieces of blotter paper called tabs. LSD is typically either swallowed or held under the tongue. [Read more on English Wikipedia](#)



lysergic acid diethylamide (Q23118)

Lysergic acid diethylamide, commonly known as LSD, and known colloquially as acid, is a potent psychedelic drug. Effects typically include intensified thoughts, emotions, and sensory perception. At sufficiently high dosages LSD manifests primarily mental, visual, and auditory hallucinations. Dilated

Related: D-methamphetamine · nitrobenzene · biuret · dibutyl phthalate · N,N-dimethylformamide · trifluoromethylbenzene · chlorobenzene · methyl isocyanate

```
Elements Console Sources Network Performance Memory Application Security >> 8 1A
<!DOCTYPE html>
<html>
  <head> ... </head>
  <body> <flex>
    <nav class="navbar navbar-expand-lg" style="max-width: 1200px;"> ... </nav> <flex>
    <div class="content">
      <div class="container d-flex justify-content-between"> ... </div> <flex>
      <div class="container" data-protonpass-cluster data-protonpass-form>
        <h1 id="h1"> ... </h1>
        <script type="application/ld+json" id="bioschemas"> == $0
          {
            "@context": "https://schema.org",
            "@type": "MolecularEntity",
            "http://purl.org/dc/terms/conformsTo":
              {
                "@type": "CreativeWork",
                "@id": "https://bioschemas.org/profiles/MolecularEntity/0.5-RELEASE/",
                "identifier": "Q23118",
                "inchiKey": "VAYOSLLFUXYJDT-RDTXWAMCSA-N",
                "url": "http://www.wikidata.org/entity/Q23118",
                "name": "lysergic acid diethylamide",
                "inchi": "InChI=1S/C20H25N3O/c1-4-23(5-2)20(24)14-9-16-15-7-6-8-17-19(13)(11-21-17)10-18(16)22(3)12-14/h6-9,11,14,18,21H,4-5,10,12H2,1-3H3/t14,-,18-/m/s1",
                "molecularFormula": "CCN(CC)C(=O)[C@H]1CN([C@@H]2CC3=CNC4=CC=CC(=C34)C2=C1)C"
              }
          }
        </script>
      <div class="card-deck mb-3"> ... </div> <flex>
    <div id="embedder"> ... </div>
```

ChemicalSubstance Profile

Version: 0.4-RELEASE (07 April 2020)

Bioschemas profile describing a ChemicalEntity

If you spot any errors or omissions with this type, please file an issue in our [GitHub](#).

Description Contributors Links

Schema.org hierarchy



This Profile fits into the schema.org hierarchy as follows:








[Thing](#) > [BioChemEntity](#) > [ChemicalSubstance](#)

Description

This profile describes a ChemicalSubstance which is 'a portion of matter of constant composition, composed of molecular entities of the same type or of different types' (source: [ChEBI:59999](#)).

Marginality: Recommended.

chemicalComposition	Text	Schema: The chemical composition describes the identity and relative ratio of the chemical elements that make up the substance.	ONE	
		Bioschemas: For substances this often cannot be accurately determined, an approximation is acceptable.		
hasBioChemEntityPart	BioChemEntity	Schema: Indicates a BioChemEntity that (in some sense) has this BioChemEntity as a part. Inverse property:isPartOfBioChemEntity.	MANY	

Property	Expected Type	Description	CD	Controlled Vocabulary	Example
Marginality: Minimum.					
@context	URL	Used to provide the context (namespaces) for the JSON-LD file. Not needed in other serialisations.	ONE		
@type	Text	Schema.org/Bioschemas class for the resource declared using JSON-LD syntax. For other serialisations please use the appropriate mechanism. While it is permissible to provide multiple types, it is preferred to use a single type.	MANY	Schema.org, Bioschemas	
@id	IRI	Used to distinguish the resource being described in JSON-LD. For other serialisations use the appropriate approach.	ONE		
dct:conformsTo	IRI	Used to state the Bioschemas profile that the markup relates to. The versioned URL of the profile must be used. Note that we use a CURIE in the table here but the full URL for Dublin Core terms must be used in the markup (http://purl.org/dc/terms/conformsTo), see example.	ONE	Bioschemas profile versioned URL	
identifier	PropertyValue Text URL	Schema: The identifier property represents any kind of identifier for any kind of Thing, such as ISBNs, GTIN codes, UUIDs etc. Schema.org provides dedicated properties for representing many of these, either as textual strings or as URL (URI) links. See background notes for more details.	ONE		
name	Text	Schema: The name of the item.	ONE		
uri	URL	Schema: URL of the item.	MANY		

Chemical Substance in use: NanoCommons

Working draft



NanoCommons
Nano-Knowledge Community

Ontology IRIs for the JRC representative industrial nanomaterials

NanoCommons Working Draft 06 June 2023

This version:

<http://nanocommons.github.io/specifications/2023/WD-jrc-20230606/>

Latest published version:

<http://nanocommons.github.io/specifications/jrc/>

Previous version:

<http://nanocommons.github.io/specifications/2023/WD-jrc-20230529/>

Editor:

[Egon Willighagen](#), [Maastricht University](#)

This document is licensed under a [Creative Commons Attribution-ShareAlike 4.0 International License](#).

Abstract

The [JRC representative industrial nanomaterials](#) are a series of nanomaterials used in the European nanosafety community for research [[Totaro2016](#)]. [NanoCommons](#) is developing an ontology to be used as common language by this community. This document links the JRC materials to specific terms in the ontology and provides identifiers for each of them. It is based on an earlier specification by eNanoMapper [[Jeliazkova2015](#)], available at <https://enanomapper.github.io/specifications/jrc/>. The sources can be found at <https://github.com/nanocommons/specifications>.

Status of This Document

This document is a specification by NanoCommons. It has no official standing of any kind and does not represent the support or consensus of any standards organisation.

ChemicalSubstance

JRC nanomaterial Code	Ontology IRI	Wikidata	Compact Identifier	ERM Identifier
JRCNM01000a	ENM_9000074 http://purl.enanmapper.org/onto/ENM_9000074	Q27918612	wikidata:Q27918612	
JRCNM01001a	ENM_9000075 http://purl.enanmapper.org/onto/ENM_9000075	Q47461406	wikidata:Q47461406	
JRCNM01002a	ENM_9000076 http://purl.enanmapper.org/onto/ENM_9000076	Q47461416	wikidata:Q47461416	
JRCNM01003a	ENM_9000083 http://purl.enanmapper.org/onto/ENM_9000083	Q47461418	wikidata:Q47461418	
JRCNM01004a	ENM_9000084 http://purl.enanmapper.org/onto/ENM_9000084	Q47461419	wikidata:Q47461419	
JRCNM01005a	ENM_9000077 http://purl.enanmapper.org/onto/ENM_9000077	Q47461422	wikidata:Q47461422	erm:ERM00000064
JRCNM01100a	ENM_9000078 http://purl.enanmapper.org/onto/ENM_9000078	Q47462004	wikidata:Q47462004	
JRCNM01101a	ENM_9000086 http://purl.enanmapper.org/onto/ENM_9000086	Q47462008	wikidata:Q47462008	
JRCNM02000a	ENM_9000087 http://purl.enanmapper.org/onto/ENM_9000087	Q47462022	wikidata:Q47462022	
JRCNM02001a	ENM_9000088 http://purl.enanmapper.org/onto/ENM_9000088	Q47468470	wikidata:Q47468470	
JRCNM02002a	ENM_9000089 http://purl.enanmapper.org/onto/ENM_9000089	Q47468473	wikidata:Q47468473	
JRCNM02003a	ENM_9000090 http://purl.enanmapper.org/onto/ENM_9000090	Q78642247	wikidata:Q78642247	
JRCNM02004a	ENM_9000091 http://purl.enanmapper.org/onto/ENM_9000091	Q47468478	wikidata:Q47468478	

ChemicalSubstance

JRC nanomaterial Code	Ontology IRI	Wikidata	Compact Identifier	ERM Identifier
JRCNM01000a	ENM_9000074 http://purl.enanomapper.org/onto/ENM_9000074	Q27918612	wikidata:Q27918612	
JRCNM01001a	ENM_9000075 http://purl.enanomapper.org/onto/ENM_9000075	Q47461406	wikidata:Q47461406	
JRCNM01002a	ENM_9000076 http://purl.enanomapper.org/onto/ENM_9000076	Q47461416	wikidata:Q47461416	
JRCNM01003a	ENM_9000083 http://purl.enanomapper.org/onto/ENM_9000083	Q47461418	wikidata:Q47461418	
JRCNM01004a	ENM_9000084 http://purl.enanomapper.org/onto/ENM_9000084	Q47461419	wikidata:Q47461419	
JRCNM01005a	ENM_9000077 http://purl.enanomapper.org/onto/ENM_9000077	Q47461422	wikidata:Q47461422	erm:ERM00000064
JRCNM01100a	ENM_9000078 http://purl.enanomapper.org/onto/ENM_9000078	Q47462004	wikidata:Q47462004	
JRCNM01101a	ENM_9000086 http://purl.enanomapper.org/onto/ENM_9000086	Q47462008	wikidata:Q47462008	
JRCNM02000a	ENM_9000087 http://purl.enanomapper.org/onto/ENM_9000087	Q47462022	wikidata:Q47462022	
JRCNM02001a	ENM_9000088 http://purl.enanomapper.org/onto/ENM_9000088	Q47468470	wikidata:Q47468470	
JRCNM02002a	ENM_9000089 http://purl.enanomapper.org/onto/ENM_9000089	Q47468473	wikidata:Q47468473	
JRCNM02003a	ENM_9000090 http://purl.enanomapper.org/onto/ENM_9000090	Q78642247	wikidata:Q78642247	
JRCNM02004a	ENM_9000091 http://purl.enanomapper.org/onto/ENM_9000091	Q47468478	wikidata:Q47468478	

```
<script type="application/ld+json">
{
  "@context": "https://schema.org/",
  "@type": "ChemicalSubstance",
  "name": "JRCNM01000a",
  "@id": "http://purl.enanomapper.org/onto/ENM_9000074",
  "identifier": "ENM_9000074",
  "url": [ "https://scholia.toolforge.org/Q27918612" ]
}
</script>
```

ChemicalSubstance: does Google index them?



JRCNM01000a



Images

Videos

Maps

News

Books

Flights

Finance

About 61 results (0,36 seconds)



Wikidata

<https://www.wikidata.org/wiki/>

JRCNM01000a

15 Dec 2019 — **JRCNM01000a**. titanium dioxide nanoparticle tested in the European NanoSafety Cluster community. ENM_9000074. In more languages. Spanish.



eNanoMapper

<https://search.data.enanomapper.net/fair/>

A Visual Guide to FAIRness (with eNanoMapper)

JRCNM01000a genotoxicity data in NANoREG. HyperText Markup Language (HTML , a.k.a web page) RFC1866 · HTML representation ...



GitHub Pages

<https://enanomapper.github.io/specifications/jrc/>

eNanoMapper Ontology IRIs for the JRC representative ...

17 May 2020 — The JRC representative industrial nanomaterials are a series of nanomaterials used in the European nanosafety community for research [...

<https://nanocommons.github.io/specifications/jrc/>

Ontology IRIs for the JRC representative industrial ...

6 Jun 2023 — Each of the below RSS links can be opened in your favorite news aggregator. JRC nanomaterial. RSS feed. **JRCNM01000a**, latest literature.



rivm.nl

<https://www.rivm.nl/sites/default/files/>

Proteins

Sites: 10

Protein (0.11-RELEASE) [↗](#)



ChEMBL (Mirror) **v0.12-DRAFT** Over 8.5 thousand proteins

DisProt **v0.11** ~2k proteins

Page

SMV

BMUSE

HmmerWeb **v0.1** Result of searches are annotated (results last 1 week)

Page

SMV

BMUSE

IUPHAR/BPS Guide to Pharmacology **v0.11** Proteins associated with COVID-19

Page

SMV

BMUSE

MobiDB **v0.11** ~2k proteins

Page

SMV

BMUSE

PDBe **v0.1** Over 215,000 proteins

Page

SMV

BMUSE

Protein Ensemble (PED) **v0.11**

Page

SMV

BMUSE

PSnpBind **v0.11** Bioschemas annotation of 26 protein structures. For these 0.6 million docking results are found in the database

Page

SMV

BMUSE

Scholia **v0.11** More than 100,000 proteins.

Page

SMV

BMUSE

STRING **v0.9-DRAFT** 25 million+ protein networks

Page

SMV

BMUSE

What is next?

Getting indexed

- MolecularEntity
- ChemicalSubstance

But indexed on what?

PubChem



More providers

- Databases
 - ELIXIR Toxicology Community
- Scientific journals
 - Or is this just a unicorn?
- Integration with existing tools
 - E.g. Markdown/Jekyll



Thank you!

*Leyla Jael Castro,
ZB MED Information Centre for Life Sciences
Bioschemas*

*Egon Willighagen
Maastricht University
Bioschemas*

ACS FALL 2023
13-17 August, San Francisco CA & Hybrid



Bioschemas

<https://bioschemas.org/>