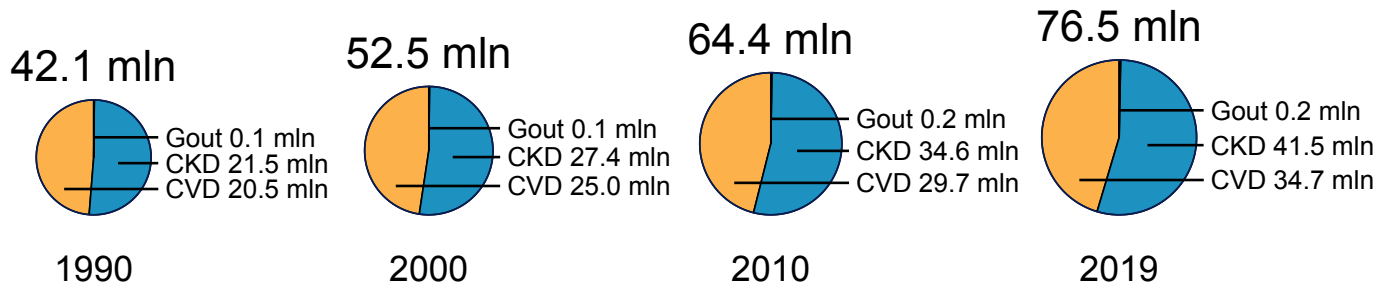


Core global metrics of years lived with disability (YLDs), years of life lost (YLLs), and disability-adjusted life years (DALYs) due to impaired kidney function (IKF)

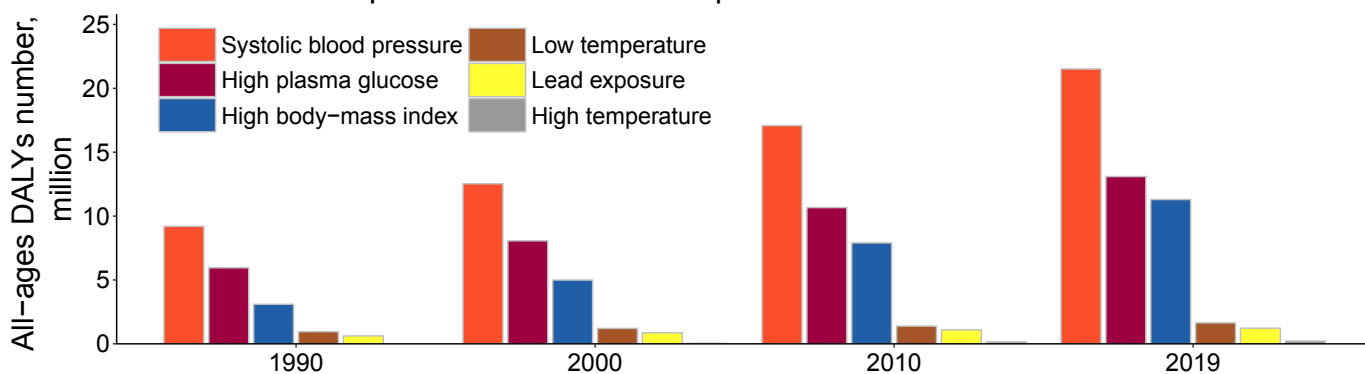
The absolute number of DALYs related to impaired kidney function

Cardiovascular disease (CVD) mortality numbers reflect only a fraction of CVD mortality related to impaired kidney function. Numbers on the top indicate total number of DALYs from both chronic kidney disease (CKD), CVD and gout due to IKF.



Data: GBD 2019 revision; Visualization: Scientific-Tools.Org

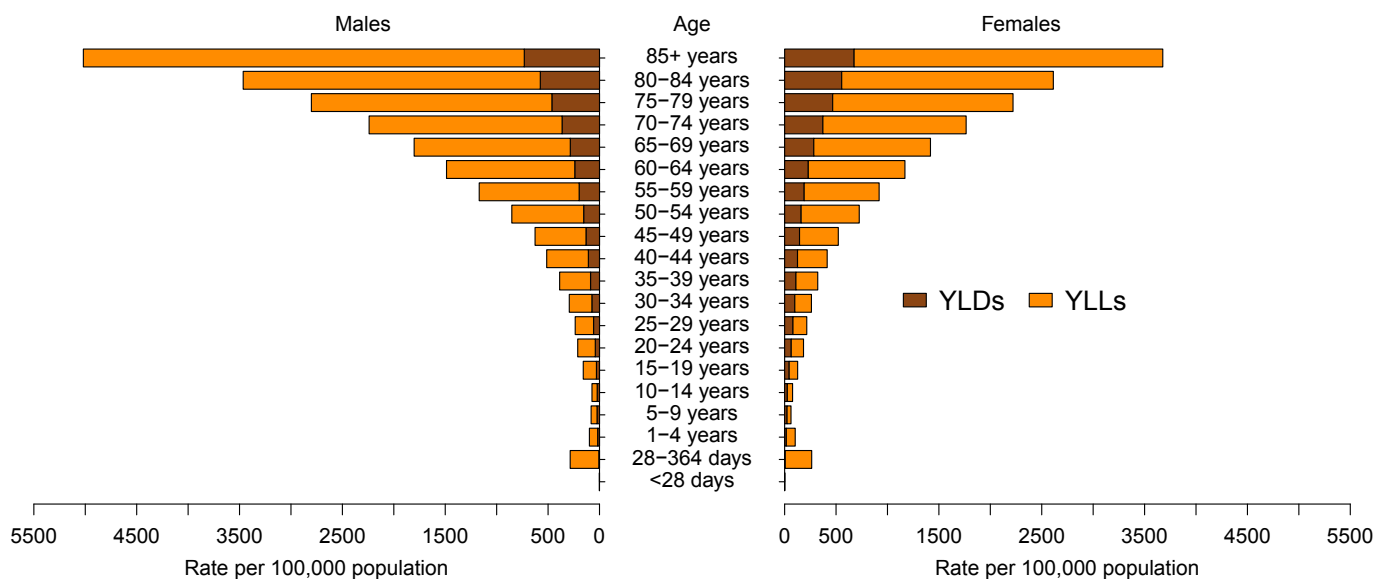
DALYs for risk factors responsible for CKD development



Data: GBD 2019 revision; Visualization: Scientific-Tools.Org

YLLs, YLDs, and DALYs rates/100,000 population for chronic kidney disease (CKD) in 2019

Orange bars represent YLLs; blue bars represent YLDs; total size of the bars equal to DALYs.



Data: GBD 2019 revision; Visualization: Scientific-Tools.Org

Data: Global Burden of Disease (GBD) Study, 2019
Institute of Health Metrics and Evaluation



Scientific-Tools.Org
Data analysis and visualization



The creation of these visualizations and infographics has not been financed by any funds. You can donate to support this and other visualizations at <https://scientific-tools.org/support-us/>

Suggested citation: Bikbov B. (Scientific-Tools.Org). Core global metrics of years lived with disability (YLDs), years of life lost (YLLs), and disability-adjusted life years (DALYs) due to impaired kidney function (IKF) in the GBD 2019 Study. Zenodo. DOI <https://doi.org/10.5281/zenodo.8312918>