


KENYA CLEWS NEXUS

SALSABILA ABDULHALIM

RECCREC - TECHNICAL UNIVERSITY OF MOMBASA



1. Context

Aim : Net-zero emissions and transitioning to a low-carbon economy.

Total CO₂ emissions 2020 – 19,447 Kt

National Determined Contribution (NDC 2020): 32% GHG reduction by 2030 to the BAU scenario of 143MtCo₂eq

2. Aim

Research Question: How can the electrification efforts in Kenya be aligned with the goal of achieving net-zero emissions?

What are the key strategies and policy interventions required?

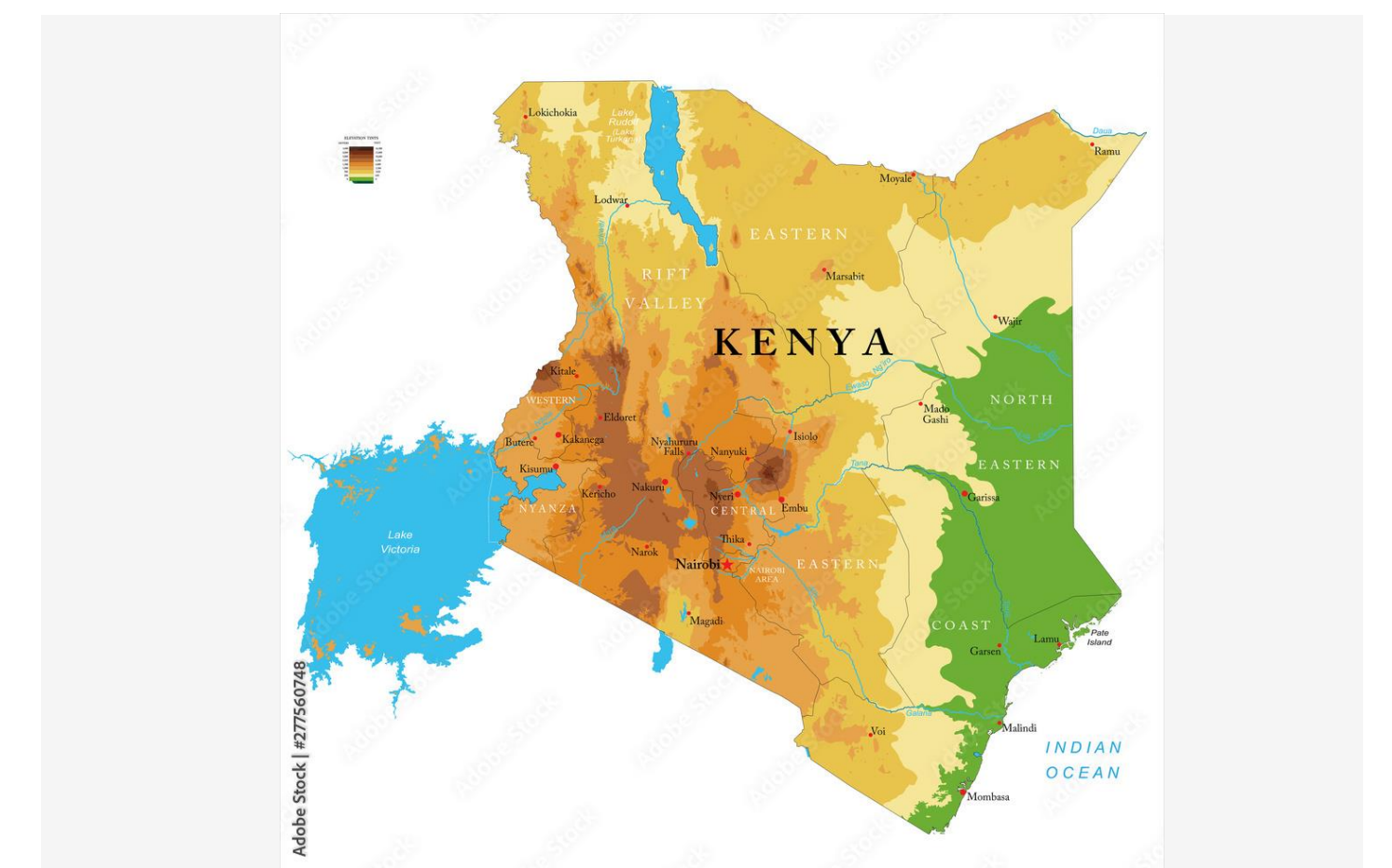


Figure 1. Map of Kenya.

3. Methods & Scenarios

- CLEWS Framework
- Data collected from Osemosys, IEA, MOE – Kenya, FAO.
- Baseline model, Climate Mitigation scenario and Adaptation & Resilience Scenario.

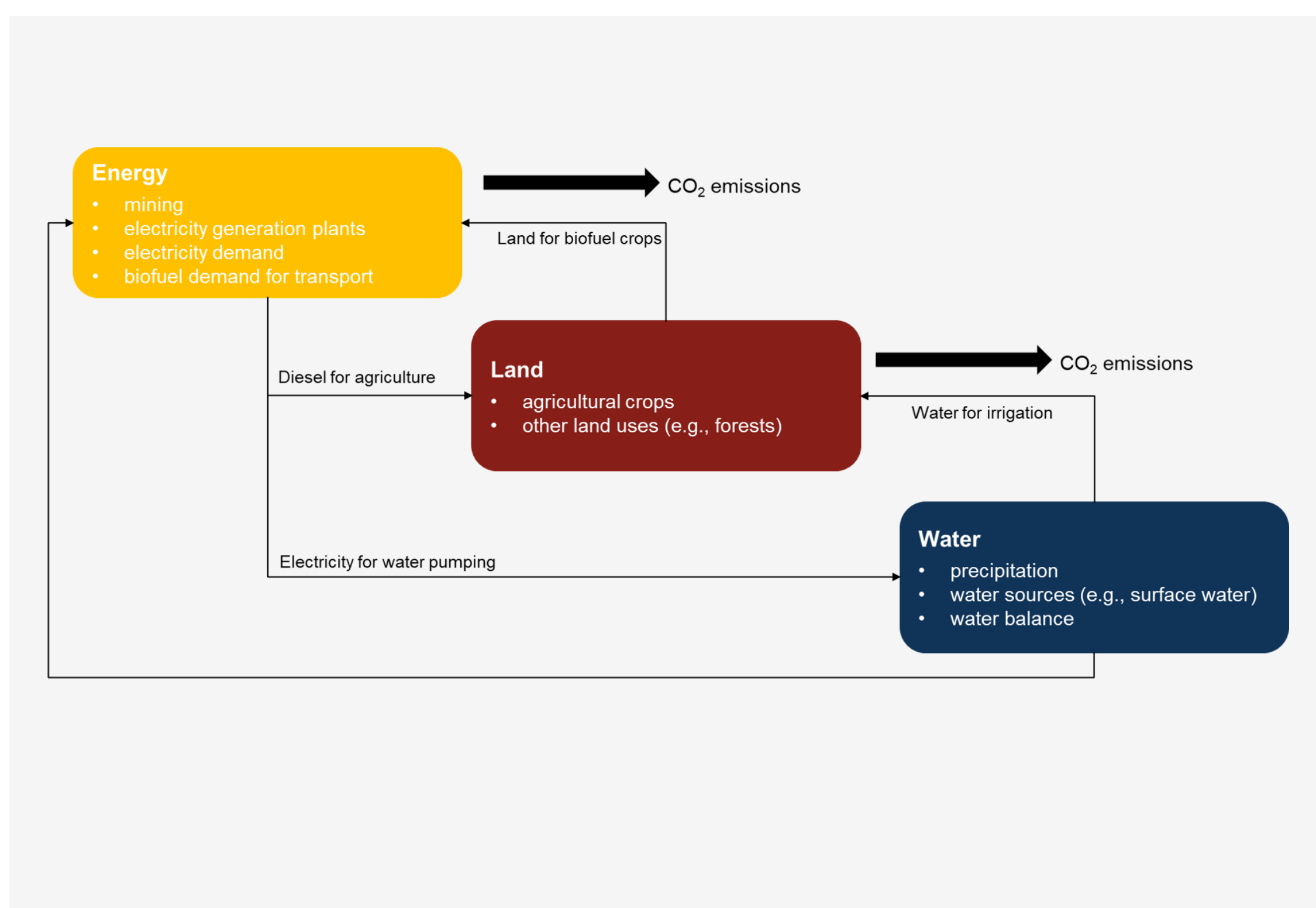
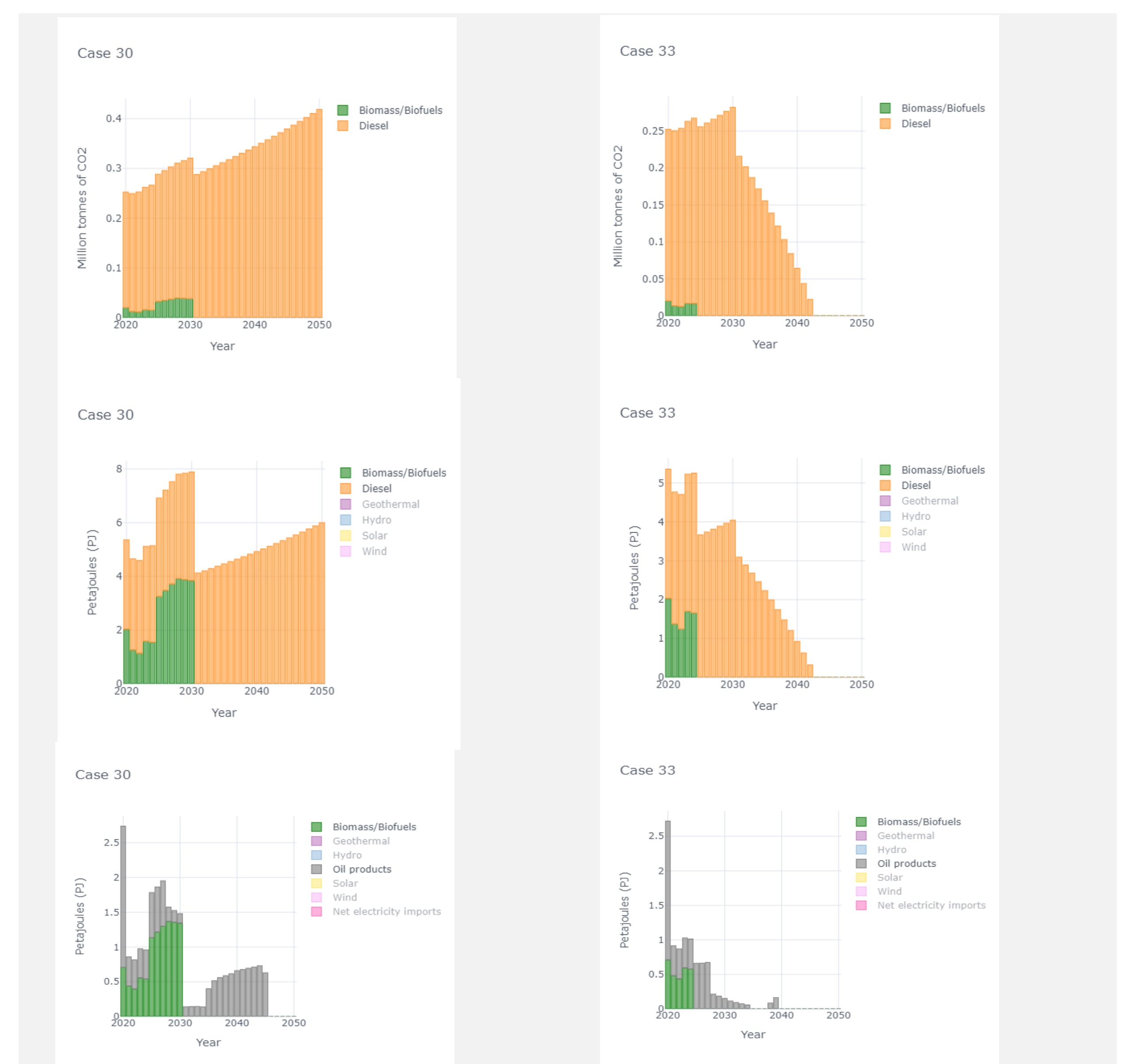


Figure 2. Reference CLEWS Diagram.

4. Results



5. Policy insights, conclusions and future work

- Conclusions: To reach net zero emissions there should be considerations towards replacing biomass fuel plants with renewable energy plants.
- Policy insights: Electrification of sectors such as agriculture and transportation would greatly reduce GHG emissions.
- Future work: Inclusion of other data sets that were not considered during this period such as transportation and extensive information on land use to expand more on the model

6. References

Climate Compatible Growth Starter kits - <https://climatecompatiblegrowth.com/starter-kits/>
 World in Data - <https://ourworldindata.org/grapher/land-area-km?tab=chart&country=~ZMB>
 FAO. (2020). Crops and livestock products. Faostat - <https://www.fao.org/faostat/en/#data/QCL>
 World Population Review - <https://worldpopulationreview.com/countries>



The IAM COMPACT project has received funding from the European Union's HORIZON EUROPE Research and Innovation Programme under grant agreement No 101056306.