

This Maple worksheet documents the calculations described in Section 4.2 for System 28 of the following paper.

Matthew England, Hassan Errami, Dima Grigoriev, Ovidiu Radulescu, Thomas Sturm, and Andreas Weber. Symbolic Versus Numerical Computation and Visualization of Parameter Regions for Multistationarity of Biological Networks. In Proceedings of CASC '17, Beijing, China, September 18-22 2017, 15 pages. Springer, 2017.

Note - we are running in Maple 2016 with the latest version of the RegularChains library downloaded from www.regularchains.org

Date Written: 13th June 2017

Author: Matthew England (Coventry University)

Matthew.England@coventry.ac.uk

```
> restart;
```

```
> libname := "C:/Users/ab9797/Dropbox/Maple_CAD/FromRCorg/Latest",  
libname;
```

```
libname := "C:/Users/ab9797/Dropbox/Maple_CAD/FromRCorg/Latest",  
"C:\Program Files\Maple 2016\lib"
```

```
> with(RegularChains):
```

```
> with(SemiAlgebraicSetTools);
```

```
[BoxValues, Complement, CylindricalAlgebraicDecompose, Difference, DisplayParametricBox,  
DisplayQuantifierFreeFormula, EmptySemiAlgebraicSet, Intersection, IsContained, IsEmpty,  
IsParametricBox, LinearSolve, PartialCylindricalAlgebraicDecomposition, PositiveInequalities,  
Projection, QuantifierElimination, RealRootCounting, RealRootIsolate, RefineBox, RefineListBox,  
RemoveRedundantComponents, RepresentingBox, RepresentingChain,  
RepresentingQuantifierFreeFormula, RepresentingRootIndex, SignAtBox, VariableOrdering]
```

L

▼ Functions to iterate the grid sampling

```

> generate := proc(KaR, KbR, KcR, ansTab, TS, vars, update:=
false, cadOnly:=false)
local check, r, Kavals, Kbvals, Kcvals, ans, i:

for r in [KaR, KbR, KcR] do
  check := (type(r, list) and nops(r)=3 and r[2]>r[1]) or type
(r, integer):
  if check<>true then
    error("First 3 arguments must each be an integer or a list
of 3 integers (start, stop, jump)"):
  fi:
od:

if type(ansTab, table)<>true then
  error("4th argument must be a table"):
fi:

if type(TS, list)<>true then
  error("5th argument must be a list of polynomial
constraints"):
fi:

if type(vars, list)<>true then
  error("6th argument must be a list of variables"):
fi:

if not( type(update,integer) or is(update=false) ) then
  error("Optional 7th argument must be an integer"):
fi:

if type(KaR, integer) then
  Kavals:= [KaR]:
else
  Kavals := []:
  for i from KaR[1] by KaR[3] to KaR[2] do
    Kavals := [op(Kavals), i]:
  od:
fi:

if type(KbR, integer) then
  Kbvals:= [KbR]:
else
  Kbvals := []:
  for i from KbR[1] by KbR[3] to KbR[2] do
    Kbvals := [op(Kbvals), i]:
  od:
fi:

if type(KcR, integer) then
  Kcvals:= [KcR]:
else
  Kcvals := []:

```

```

    for i from KcR[1] by KcR[3] to KcR[2] do
      Kcvals := [op(Kcvals), i]:
    od:
  fi:

  if cadOnly=false then:
    generate_inner(Kavals, Kbvals, Kcvals, anstTab, TS, vars,
update):
  else:
    generate_innerCO(Kavals, Kbvals, Kcvals, anstTab, TS, vars,
update):
  fi:

  return(0):

end proc:

generate_inner := proc(Kavals, Kbvals, Kcvals, anstTab, TS,
vars, update)
local Ka,Kb,Kc, st,et, TSX,TSY,TSZ, i, N,var,Lrt,sys, zero,
zeroInd,posCell, numRoots, d, cad, rcp, rcpolys, rcinequal,
count, R, newR, sol:

R := RegularChains:-PolynomialRing(vars):

count := 0:

for Ka in Kavals do
for Kb in Kbvals do
for Kc in Kcvals do

  st := time():

  # Substitutions
  TSZ := subs(k28=Ka, k29=Kb, k30=Kc, TS):

  # Lazy Real Triangularize and checks
  Lrt := LazyRealTriangularize(TSZ, R):
  if type(Lrt,list)<>true then
    error("Lrt output format changed (not list) - probably
something lazy. At: ", [Ka, Kb, Kc]):
  fi:
  N := nops( Lrt ):
  if N<>1 then
    error("Multiple solution components found - unexpected.
At: ", [Ka, Kb, Kc] ): fi:
  sys := Lrt[1]:
  rcpolys := map(X->lhs(X), select(X->op(0,X)='`='`, sys)):
  rcinequal := map(X->rhs(X), remove(X->op(0,X)='`='`, sys)):
  N := nops(rcpolys):
  if N<>nops(vars) then
    error("Solution component has unexpected number of
equations. At: ", [Ka, Kb, Kc] ):
  fi:
  if (rcinequal<>[vars[-1]] and rcinequal<>[vars[-1], vars
[-2]]) then

```

```

        error("Solution component has unexpected inequality. At:
", [Ka, Kb, Kc] ):
    fi:
    for i from 1 to nops(vars)-1 do:
        d := degree(rcpolys[i], vars[i]):
        if d <>1 then
            error("polynomials are not linear - unexpected. At: ",
[Ka, Kb, Kc] ):
            fi:
        od:
        d := degree(rcpolys[nops(vars)], vars[-1]):
        if d <>8 then
            error("Final polynomial is not degree 8 - unexpected.
At: ", [Ka, Kb, Kc] ):
            fi:

            # Creating CAD and counting
            newR := PolynomialRing([vars[-2], vars[-1]]):
            cad := CylindricalAlgebraicDecompose( [rcpolys[-1], rcpolys
[-2], vars[-1], vars[-2]], newR, output=cadcell ):
            sol := select(X-> SignAtBox( rcpolys[-2], X[SamplePoint],
newR)=0, cad);
            sol := select(X-> SignAtBox( rcpolys[-1], X[SamplePoint],
newR)=0, sol);
            sol := select(X-> SignAtBox( vars[-1], X[SamplePoint],
newR)=1, sol);
            sol := select(X-> SignAtBox( vars[-2], X[SamplePoint],
newR)=1, sol);
            numRoots := nops(sol):

            if update = false then
                ;
            else
                count := count + 1:
                if modp(count,update)=0 then
                    print("so far...", count):
                fi:
            fi:

            et := time() - st:
            ansTab[Ka, Kb, Kc] := [numRoots, et]:

od: od: od:

end proc:

generate_innerCO := proc(Kavals, Kbvals, Kcvals, ansTab, TS,
vars, update)
local Ka,Kb,Kc, st,et, TSX,TSY,TSZ, i, N,var,Lrt,sys, zero,
zeroInd,posCell, numRoots, d, cad, rcp, rcpolys, rcinequal,
count, R, newR, sol, TSZpols:

R := RegularChains:-PolynomialRing(vars):

count := 0:

```

```

for Ka in Kavals do
for Kb in Kbvals do
for Kc in Kcvals do

    st := time():

    # Substitutions
    TSZ := subs(k28=Ka, k29=Kb, k30=Kc, TS):

    TSZpols := map(X->lhs(X), select(X->op(0,X)='=' , TSZ)):

    # Creating CAD and counting
    newR := PolynomialRing([vars[-2], vars[-1]]):
    cad := CylindricalAlgebraicDecompose( [op(TSZpols), vars
[-1], vars[-2]], newR, output=cadcell ):
    sol := select(X-> SignAtBox( TSZpols[-2], X[SamplePoint],
newR)=0, cad);
    sol := select(X-> SignAtBox( TSZpols[-1], X[SamplePoint],
newR)=0, sol);
    sol := select(X-> SignAtBox( vars[-1], X[SamplePoint],
newR)=1, sol);
    sol := select(X-> SignAtBox( vars[-2], X[SamplePoint],
newR)=1, sol);
    numRoots := nops(sol):

    if update = false then
        ;
    else
        count := count + 1:
        if modp(count,update)=0 then
            print("so far...", count):
        fi:
    fi:

    et := time() - st:
    ansTab[Ka, Kb, Kc] := [numRoots, et]:

od: od: od:

end proc:

generate_howMany := proc(KaR, KbR, KcR, ansTab)
local check, r, Kavals, Kbvals, Kcvals, ans, i, count:

for r in [KaR, KbR, KcR] do
    check := (type(r, list) and nops(r)=3 and r[2]>r[1]) or type
(r, integer):
    if check<>true then
        error("First 3 arguments must each be an integer or a list
of 3 integers (start, stop, jump)":
    fi:
od:

if type(KaR, integer) then
    Kavals:= [KaR]:
else

```

```

    Kavals := []:
    for i from KaR[1] by KaR[3] to KaR[2] do
        Kavals := [op(Kavals), i]:
    od:
fi:

if type(KbR, integer) then
    Kbvals:= [KbR]:
else
    Kbvals := []:
    for i from KbR[1] by KbR[3] to KbR[2] do
        Kbvals := [op(Kbvals), i]:
    od:
fi:

if type(KcR, integer) then
    Kcvals:= [KcR]:
else
    Kcvals := []:
    for i from KcR[1] by KcR[3] to KcR[2] do
        Kcvals := [op(Kcvals), i]:
    od:
fi:

print([nops(Kavals),nops(Kbvals),nops(Kcvals)]);
return( nops(Kavals)*nops(Kbvals)*nops(Kcvals) ):

end proc:

```

L

The problem = MAPK 028

```

> TS := [
k2*x9 + k8*x10 + k21*x15 + k26*x16 - x1*x5*(k1 + k7) - x1*x6*
(k22 + k27),
k3*x9 + k5*x7 + k24*x12 - k4*x2*x5 - k23*x2*x6,
k9*x10 + k11*x8 + k16*x13 + k19*x14 - x3*x6*(k17 + k18) - k10*
x3*x5,
k6*x7 + k12*x8 + k14*x11 - k13*x4*x6,
x9*(k2 + k3) + x7*(k5 + k6) + x10*(k8 + k9) + x8*(k11 + k12) -
x1*x5*(k1 + k7) - k4*x2*x5 - k10*x3*x5,
k14*x11 + k16*x13 + k19*x14 + k21*x15 + k24*x12 + k26*x16 - x3*
x6*(k17 + k18) - x1*x6*(k22 + k27) - k13*x4*x6 - k23*x2*x6,
k4*x2*x5 - x7*(k5 + k6),
k10*x3*x5 - x8*(k11 + k12),
k1*x1*x5 - x9*(k2 + k3),
k7*x1*x5 - x10*(k8 + k9),
k13*x4*x6 - x11*(k14 + k15),
k23*x2*x6 - x12*(k24 + k25),
k15*x11 - k16*x13 + k17*x3*x6,
k18*x3*x6 - x14*(k19 + k20),
k20*x14 - k21*x15 + k22*x1*x6,
k25*x12 - k26*x16 + k27*x1*x6,
x6 - k28 + x11 + x12 + x13 + x14 + x15 + x16,
x5 - k29 + x7 + x8 + x9 + x10,
x1 - k30 + x2 + x3 + x4 + x7 + x8 + x9 + x10 + x11 + x12 + x13
+ x14 + x15 + x16
];
TS := [k2 x9 + k8 x10 + k21 x15 + k26 x16 - x1 x5 (k1 + k7) - x1 x6 (k22 + k27), -k23 x2 x6
- k4 x2 x5 + k24 x12 + k3 x9 + k5 x7, k9 x10 + k11 x8 + k16 x13 + k19 x14 - x3 x6 (k17
+ k18) - k10 x3 x5, -k13 x4 x6 + k12 x8 + k14 x11 + k6 x7, x9 (k2 + k3) + x7 (k5 + k6)
+ x10 (k8 + k9) + x8 (k11 + k12) - x1 x5 (k1 + k7) - k4 x2 x5 - k10 x3 x5, k14 x11
+ k16 x13 + k19 x14 + k21 x15 + k24 x12 + k26 x16 - x3 x6 (k17 + k18) - x1 x6 (k22
+ k27) - k13 x4 x6 - k23 x2 x6, k4 x2 x5 - x7 (k5 + k6), k10 x3 x5 - x8 (k11 + k12),
k1 x1 x5 - x9 (k2 + k3), k7 x1 x5 - x10 (k8 + k9), k13 x4 x6 - x11 (k14 + k15), k23 x2 x6
- x12 (k24 + k25), k17 x3 x6 + k15 x11 - k16 x13, k18 x3 x6 - x14 (k19 + k20), k22 x1 x6
+ k20 x14 - k21 x15, k27 x1 x6 + k25 x12 - k26 x16, x6 - k28 + x11 + x12 + x13 + x14
+ x15 + x16, x5 - k29 + x7 + x8 + x9 + x10, x1 - k30 + x2 + x3 + x4 + x7 + x8 + x9 + x10
+ x11 + x12 + x13 + x14 + x15 + x16]
> nops(TS);
19
> indets(TS);
{k1, k10, k11, k12, k13, k14, k15, k16, k17, k18, k19, k2, k20, k21, k22, k23, k24, k25, k26, k27, k28,
k29, k3, k30, k4, k5, k6, k7, k8, k9, x1, x10, x11, x12, x13, x14, x15, x16, x2, x3, x4, x5, x6, x7, x8,
x9}
> s := [
k1 = 0.005,
k2 = 1,
k3 = 1.08,

```

```

k4 = 0.025,
k5 = 1,
k6 = 0.007,
k7 = 0.05,
k8 = 1,
k9 = 0.008,
k10 = 0.005,
k11 = 1,
k12 = 0.45,
k13 = 0.045,
k14 = 1,
k15 = 0.092,
k16 = 1,
k17 = 0.01,
k18 = 0.01,
k19 = 1,
k20 = 0.5,
k21 = 0.086,
k22 = 0.0011,
k23 = 0.01,
k24 = 1,
k25 = 0.47,
k26 = 0.14,
k27 = 0.0018];
s := [k1 = 0.005, k2 = 1, k3 = 1.08, k4 = 0.025, k5 = 1, k6 = 0.007, k7 = 0.05, k8 = 1, k9 = 0.008, k10
      = 0.005, k11 = 1, k12 = 0.45, k13 = 0.045, k14 = 1, k15 = 0.092, k16 = 1, k17 = 0.01, k18 = 0.01,
      k19 = 1, k20 = 0.5, k21 = 0.086, k22 = 0.0011, k23 = 0.01, k24 = 1, k25 = 0.47, k26 = 0.14, k27
      = 0.0018]
> subs(s,TS); indets(%);
[x9 + x10 + 0.086 x15 + 0.14 x16 - 0.055 x1 x5 - 0.0029 x1 x6, -0.025 x2 x5 - 0.01 x2 x6 + x12
  + x7 + 1.08 x9, 0.008 x10 + x8 + x13 + x14 - 0.02 x3 x6 - 0.005 x3 x5, -0.045 x4 x6 + x11
  + 0.007 x7 + 0.45 x8, 2.08 x9 + 1.007 x7 + 1.008 x10 + 1.45 x8 - 0.055 x1 x5 - 0.025 x2 x5
  - 0.005 x3 x5, x11 + x13 + x14 + 0.086 x15 + x12 + 0.14 x16 - 0.02 x3 x6 - 0.0029 x1 x6
  - 0.045 x4 x6 - 0.01 x2 x6, 0.025 x2 x5 - 1.007 x7, 0.005 x3 x5 - 1.45 x8, 0.005 x1 x5
  - 2.08 x9, 0.05 x1 x5 - 1.008 x10, 0.045 x4 x6 - 1.092 x11, 0.01 x2 x6 - 1.47 x12, 0.01 x3 x6
  + 0.092 x11 - x13, 0.01 x3 x6 - 1.5 x14, 0.0011 x1 x6 + 0.5 x14 - 0.086 x15, 0.0018 x1 x6
  + 0.47 x12 - 0.14 x16, x6 - k28 + x11 + x12 + x13 + x14 + x15 + x16, x5 - k29 + x7 + x8
  + x9 + x10, x1 - k30 + x2 + x3 + x4 + x7 + x8 + x9 + x10 + x11 + x12 + x13 + x14 + x15
  + x16]
      {k28, k29, k30, x1, x10, x11, x12, x13, x14, x15, x16, x2, x3, x4, x5, x6, x7, x8, x9}
> vars := [x16,x15,x14,x13,x12,x11,x10,x9,x8,x7,x6,x5,x4,x3,x2,
  x1]: R:=PolynomialRing(vars):
> TSS := subs(s,TS):
  convert(TSS, rational): TSY := map(X->X*10000, %):
  TSX := TSY:
  for entry in vars do: TSX := [op(TSX), entry>0]: od:
  TSX;
[-550 x1 x5 - 29 x1 x6 + 10000 x10 + 860 x15 + 1400 x16 + 10000 x9, -250 x2 x5 - 100 x2 x6
  + 10000 x12 + 10000 x7 + 10800 x9, -50 x3 x5 - 200 x3 x6 + 80 x10 + 10000 x13
  + 10000 x14 + 10000 x8, -450 x4 x6 + 10000 x11 + 70 x7 + 4500 x8, -550 x1 x5

```


$- 250 x_2 x_5 - 50 x_3 x_5 + 10080 x_{10} + 10070 x_7 + 14500 x_8 + 20800 x_9, -29 x_1 x_6$
 $- 100 x_2 x_6 - 200 x_3 x_6 - 450 x_4 x_6 + 10000 x_{11} + 10000 x_{12} + 10000 x_{13} + 10000 x_{14}$
 $+ 860 x_{15} + 1400 x_{16}, 250 x_2 x_5 - 10070 x_7, 50 x_3 x_5 - 14500 x_8, 50 x_1 x_5 - 20800 x_9,$
 $500 x_1 x_5 - 10080 x_{10}, 450 x_4 x_6 - 10920 x_{11}, 100 x_2 x_6 - 14700 x_{12}, 100 x_3 x_6 + 920 x_{11}$
 $- 10000 x_{13}, 100 x_3 x_6 - 15000 x_{14}, 11 x_1 x_6 + 5000 x_{14} - 860 x_{15}, 18 x_1 x_6 + 4700 x_{12}$
 $- 1400 x_{16}, 10000 x_6 - 10000 k_{28} + 10000 x_{11} + 10000 x_{12} + 10000 x_{13} + 10000 x_{14}$
 $+ 10000 x_{15} + 10000 x_{16}, 10000 x_5 - 10000 k_{29} + 10000 x_7 + 10000 x_8 + 10000 x_9$
 $+ 10000 x_{10}, 10000 x_1 - 10000 k_{30} + 10000 x_2 + 10000 x_3 + 10000 x_4 + 10000 x_7$
 $+ 10000 x_8 + 10000 x_9 + 10000 x_{10} + 10000 x_{11} + 10000 x_{12} + 10000 x_{13} + 10000 x_{14}$
 $+ 10000 x_{15} + 10000 x_{16}, 0 < x_{16}, 0 < x_{15}, 0 < x_{14}, 0 < x_{13}, 0 < x_{12}, 0 < x_{11}, 0 < x_{10},$
 $0 < x_9, 0 < x_8, 0 < x_7, 0 < x_6, 0 < x_5, 0 < x_4, 0 < x_3, 0 < x_2, 0 < x_1]$

L

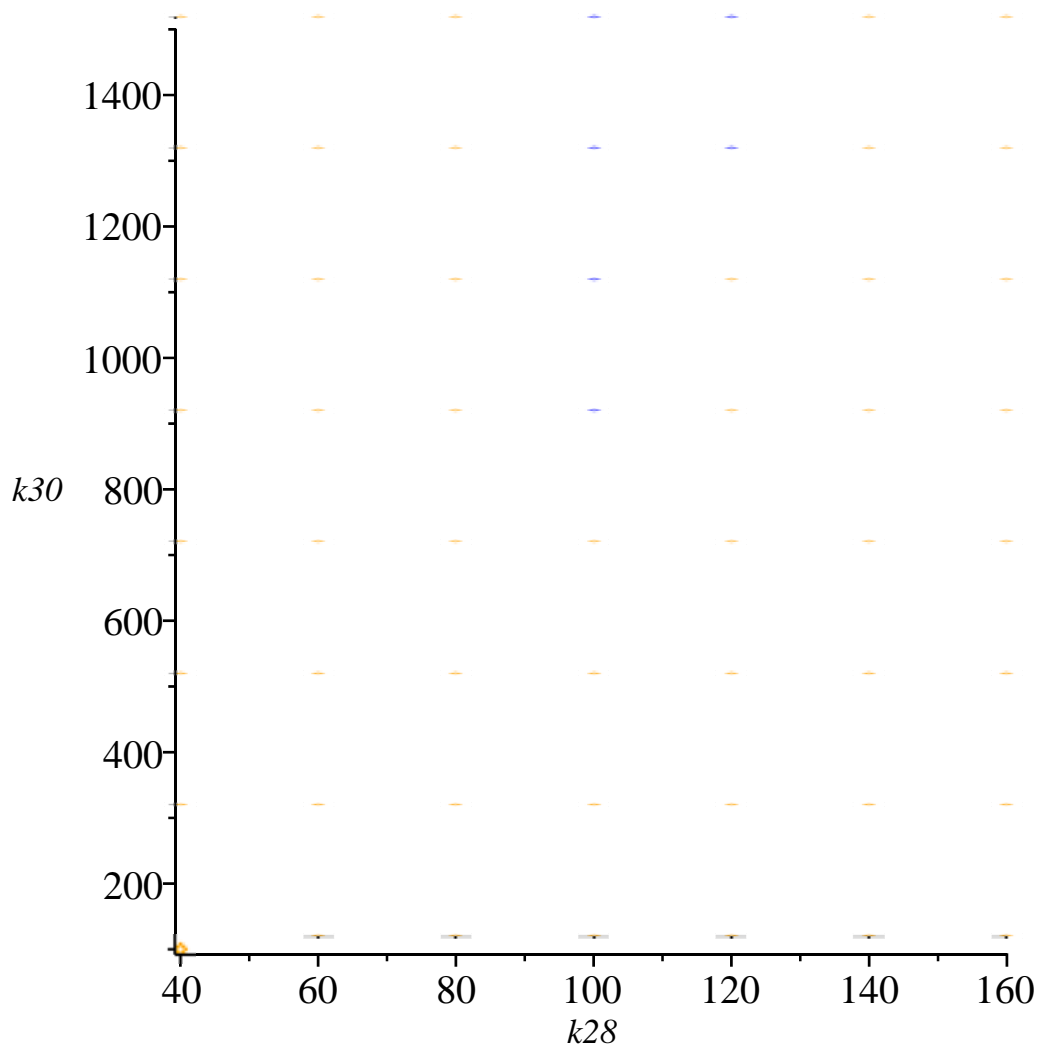
Graphs and Timings - Original

```
> generate_howMany( [40,160,20], 180, [100,1600,200]);
                        [7, 1, 8]
                        56

> answersL:=table():
generate( [40,160,20], 180, [100,1600,200], answersL, TSX,
vars, 10):
                        "so far...", 10
                        "so far...", 20
                        "so far...", 30
                        "so far...", 40
                        "so far...", 50

> save(answersL, "SamplePoints-Sys28-Original-Left.txt"):
> read("SamplePoints-Sys28-Original-Left.txt"):
> inds := [indices( answersL )]: nops(%);
ents := [entries( answersL )]: nops(%):
nums := map(X->X[1][1], ents):
timeL := map(X->X[1][2], ents):
cols := []:
for ent in nums do:
if ent=1 then
  cols := [op(cols), "Orange"]:
elif ent=3 then:
  cols := [op(cols), "Blue"]:
else
  cols := [op(cols), "Red"]:
fi:
od:
                        56

> plots :- pointplot( map(X->[X[1],X[3]],inds), color = cols,
labels=[k28, k30] );
```



```

> Statistics:-Mean(timeL);
                                44.3160000000000
> max(timeL);
                                84.116
> Statistics:-Median(timeL);
                                41.6130000000000
> Statistics:-StandardDeviation(timeL);
                                10.3982611920543

> generate_howMany( 100, [120,240,20], [100,1600,200]);
                                [1, 7, 8]
                                56
> answersR:=table():
generate( 100, [120,240,20], [100,1600,200], answersR, TSX,
vars, 10):
save(answersR, "SamplePoints-Sys28-Original-Right.txt"):
                                "so far...", 10

```

"so far...", 20

"so far...", 30

"so far...", 40

"so far...", 50

```
> save(answersR, "SamplePoints-Sys28-Original-Right.txt");
```

```
> read("SamplePoints-Sys28-Original-Right.txt");
```

```
> inds := [indices( answersR )]: nops(%);
```

```
ents := [entries( answersR )]: nops(%):
```

```
nums := map(X->X[1][1], ents):
```

```
timeR := map(X->X[1][2], ents):
```

```
cols := []:
```

```
for ent in nums do:
```

```
if ent=1 then
```

```
  cols := [op(cols), "Yellow"]:
```

```
elif ent=3 then:
```

```
  cols := [op(cols), "Blue"]:
```

```
else
```

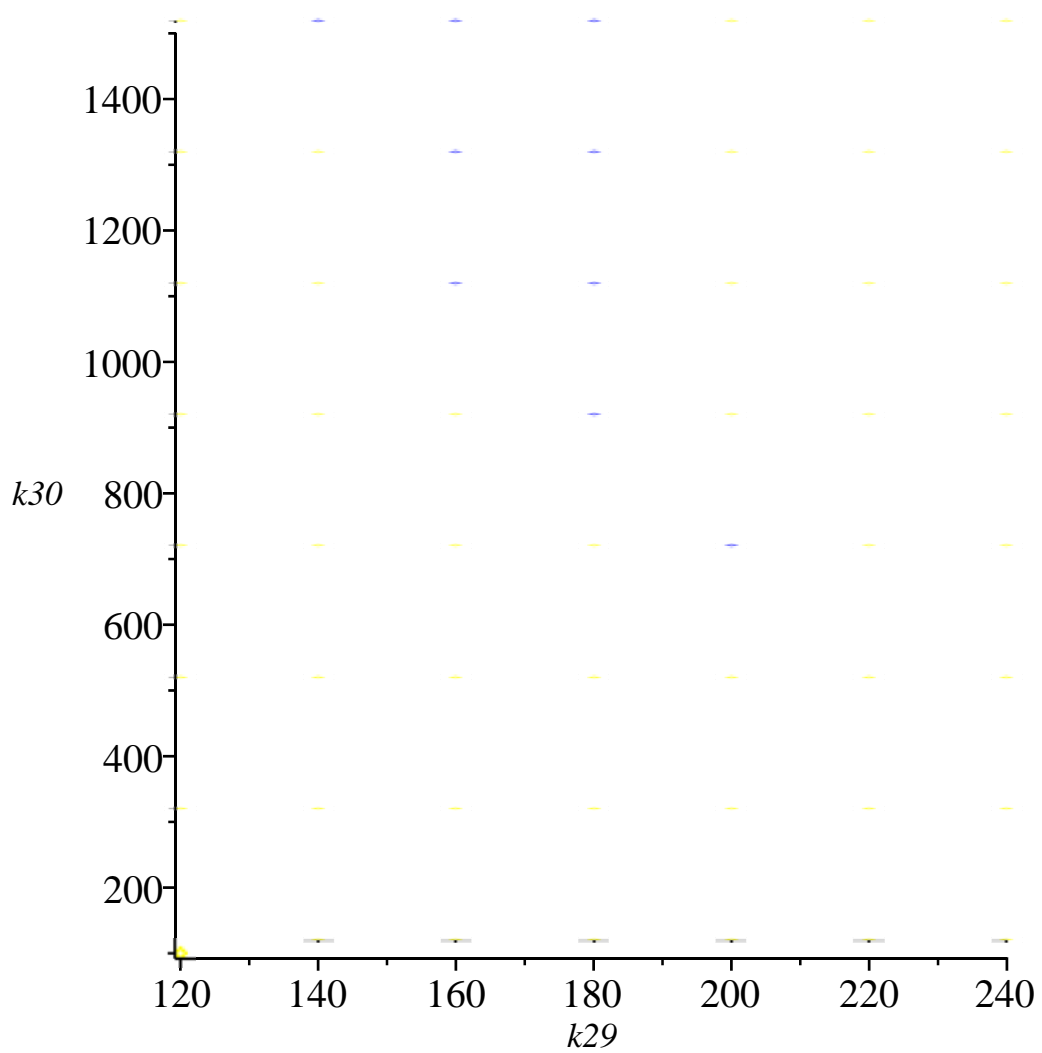
```
  cols := [op(cols), "Red"]:
```

```
fi:
```

```
od:
```

56

```
> plots :- pointplot( map(X->[X[2],X[3]],inds), color = cols,  
labels=[k29, k30] );
```



```
> Statistics:-Mean(timeR);  
40.5435535714286  
> timeAll := [op(timeR), op(timeL)]:  
> Statistics:-Mean(timeAll);  
42.4297767857143  
> Statistics:-Median(timeAll);  
40.5290000000000  
> Statistics:-StandardDeviation(timeAll);  
8.63227648584688  
> max(timeAll);  
84.116
```

L

Reduced Problem

```

> TS := [
    3796549898085*k29*x5^3*x6 + 71063292573000*k29*x5^3 +
    106615407090630*k29*x5^2*x6^2 + 479383905861000*k29*x5^2*x6 +
    299076127852260*k29*x5*x6^3 + 3505609439955600*k29*x5*x6^2 +
    91244417457024*k29*x6^4 + 3557586742819200*k29*x6^3 -
    598701732300*k30*x5^3*x6 - 83232870778950*k30*x5^2*x6^2 -
    185019487578700*k30*x5*x6^3 - 3796549898085*x5^4*x6 -
    71063292573000*x5^4 - 106615407090630*x5^3*x6^2 -
    479383905861000*x5^3*x6 - 299076127852260*x5^2*x6^3 -
    3505609439955600*x5^2*x6^2 - 91244417457024*x5*x6^4 -
    3557586742819200*x5*x6^3 = 0,
    3796549898085*k28*x5^3*x6 + 71063292573000*k28*x5^3 +
    106615407090630*k28*x5^2*x6^2 + 479383905861000*k28*x5^2*x6 +
    299076127852260*k28*x5*x6^3 + 3505609439955600*k28*x5*x6^2 +
    91244417457024*k28*x6^4 + 3557586742819200*k28*x6^3 -
    3197848165785*k30*x5^3*x6 - 23382536311680*k30*x5^2*x6^2 -
    114056640273560*k30*x5*x6^3 - 91244417457024*k30*x6^4 -
    3796549898085*x5^3*x6^2 - 71063292573000*x5^3*x6 -
    106615407090630*x5^2*x6^3 - 479383905861000*x5^2*x6^2 -
    299076127852260*x5*x6^4 - 3505609439955600*x5*x6^3 -
    91244417457024*x6^5 - 3557586742819200*x6^4 = 0];

```

$$\begin{aligned}
 TS := & [3796549898085 k_{29} x_5^3 x_6 + 106615407090630 k_{29} x_5^2 x_6^2 \\
 & + 299076127852260 k_{29} x_5 x_6^3 + 91244417457024 k_{29} x_6^4 - 598701732300 k_{30} x_5^3 x_6 \\
 & - 83232870778950 k_{30} x_5^2 x_6^2 - 185019487578700 k_{30} x_5 x_6^3 - 3796549898085 x_5^4 x_6 \\
 & - 106615407090630 x_5^3 x_6^2 - 299076127852260 x_5^2 x_6^3 - 91244417457024 x_5 x_6^4 \\
 & + 71063292573000 k_{29} x_5^3 + 479383905861000 k_{29} x_5^2 x_6 + 3505609439955600 k_{29} x_5 x_6^2 \\
 & + 3557586742819200 k_{29} x_6^3 - 71063292573000 x_5^4 - 479383905861000 x_5^3 x_6 \\
 & - 3505609439955600 x_5^2 x_6^2 - 3557586742819200 x_5 x_6^3 = 0, 3796549898085 k_{28} x_5^3 x_6 \\
 & + 106615407090630 k_{28} x_5^2 x_6^2 + 299076127852260 k_{28} x_5 x_6^3 + 91244417457024 k_{28} x_6^4 \\
 & - 3197848165785 k_{30} x_5^3 x_6 - 23382536311680 k_{30} x_5^2 x_6^2 - 114056640273560 k_{30} x_5 x_6^3 \\
 & - 91244417457024 k_{30} x_6^4 - 3796549898085 x_5^3 x_6^2 - 106615407090630 x_5^2 x_6^3 \\
 & - 299076127852260 x_5 x_6^4 - 91244417457024 x_6^5 + 71063292573000 k_{28} x_5^3 \\
 & + 479383905861000 k_{28} x_5^2 x_6 + 3505609439955600 k_{28} x_5 x_6^2 \\
 & + 3557586742819200 k_{28} x_6^3 - 71063292573000 x_5^3 x_6 - 479383905861000 x_5^2 x_6^2 \\
 & - 3505609439955600 x_5 x_6^3 - 3557586742819200 x_6^4 = 0]
 \end{aligned}$$

```

> TSX := [op(TS), x6>0, x5>0]:

```

```

> vars := [x6,x5]: R:=PolynomialRing(vars):

```

L

Graphs and Timings - Reduced

```
> generate_howMany( [40,160,10], 180, [100,1600,100]);
                                [13, 1, 16]
                                208

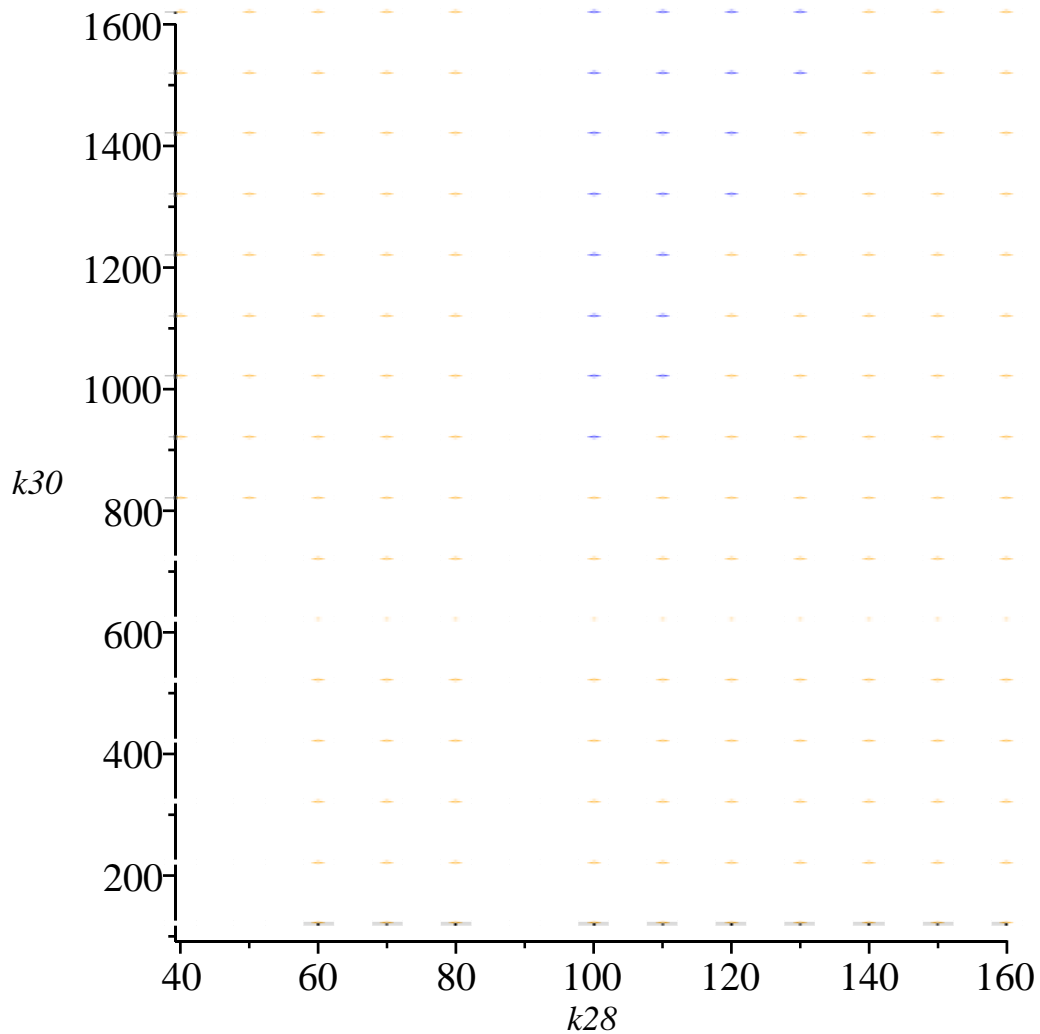
> answersL:=table():
generate( [40,160,10], 180, [100,1600,100], answersL, TSX,
vars):

> save(answersL, "SamplePoints-Sys28-Reduced-Left.txt"):

> read("SamplePoints-Sys28-Reduced-Left.txt"):

> inds := [indices( answersL )]: nops(%);
ents := [entries( answersL )]: nops(%):
nums := map(X->X[1][1], ents):
timeL := map(X->X[1][2], ents):
cols := []:
for ent in nums do:
if ent=1 then
    cols := [op(cols), "Orange"]:
elif ent=3 then:
    cols := [op(cols), "Blue"]:
else
    cols := [op(cols), "Red"]:
fi:
od:
                                208

> plots :- pointplot( map(X->[X[1],X[3]],inds), color = cols,
labels=[k28, k30] );
```



```
> Statistics:-Mean(timeL);
```

```
0.470403846153846
```

```
> generate_howMany( 100, [120,240,10], [100,1600,100]);
```

```
[1, 13, 16]
```

```
208
```

```
> answersR:=table():
```

```
generate( 100, [120,240,10], [100,1600,100], answersR, TSX,
vars):
```

```
> save(answersR, "SamplePoints-Sys28-Reduced-Right.txt");
```

```
> read("SamplePoints-Sys28-Reduced-Right.txt");
```

```
> inds := [indices( answersR )]: nops(%);
```

```
ents := [entries( answersR )]: nops(%):
```

```
nums := map(X->X[1][1], ents):
```

```
timeR := map(X->X[1][2], ents):
```

```
cols := []:
```

```
for ent in nums do:
```

```
if ent=1 then
```

```
cols := [op(cols), "Yellow"]:
```