


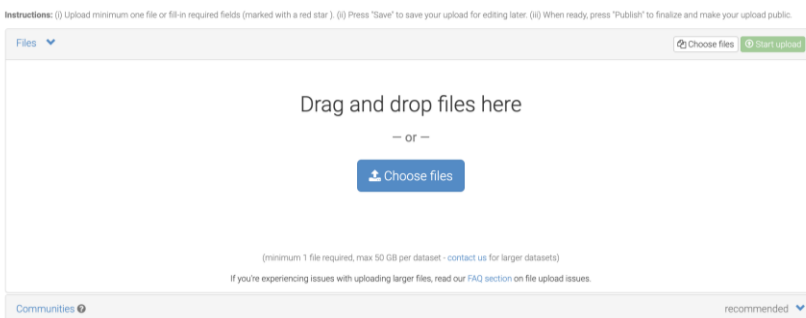
PPMI-Zenodo workspace

Zenodo is a general purpose repository that accepts datasets and a variety of other research outputs. PPMI has set up a Community within Zenodo. To upload datasets or other files to this repository, please follow these steps:

1. Go to <https://zenodo.org/communities/ppmi>
2. Select the New Upload button in the upper right part of the screen above the PPMI logo



3. Upload the file or drag and drop into the page




4. Select the PPMI and MJFF Communities as the destination for your upload


Communities recommended

Specify communities which you wish your upload to appear in. The owner of the community will be notified, and can either accept or reject your request. Please make sure your record complies with the content policy of the communities you add; reported abuse will be followed by account inactivation.

Start typing a community name... Q



PPMI Data Repository



MJFF Data Repository

5. Indicate the type of output you are uploading

Upload type required

Publication

Poster

Presentation

Dataset

Image

Video/Audio

Software

Lesson

Physical object

Other

Publication type Journal article

Publication type.

6. Provide basic information about the output. Note that if your output already has a digital object identifier (DOI), please enter it. If it does not yet have one, select 'Reserve DOI' and one will be assigned when you complete the submission process. A DOI is a persistent identifier assigned to all journal articles. Using this to identify and track other outputs like datasets, protocols, and code, helps to maintain the persistence of these outputs.

Basic information required ▾

Digital Object Identifier

Optional. Did your publisher already assign a DOI to your upload? If not, leave the field empty and we will register a new DOI for you. A DOI allows others to easily and unambiguously cite your upload. Please note that it is NOT possible to edit a Zenodo DOI once it has been registered by us, while it is always possible to edit a custom DOI.

Publication date *

Required. Format: YYYY-MM-DD. In case your upload was already published elsewhere, please use the date of first publication.

Title *

Required.

Authors *

Optional.

[+ Add another author](#)

Description *

- Please include a few specific keywords that describe your research output. This will increase the efficacy of the search function and help other researchers access the information you are uploading. An example of a keyword could be "LRRK2".

Version

Optional. Mostly relevant for software and dataset uploads. Any string will be accepted, but semantically-versioned tag is recommended. See semver.org for more information.

Language

Optional. Primary language of the record. Start by typing the language's common name in English, or its ISO 639 code (two or three-letter code). See [ISO 639 language codes list](#) for more information.

Keywords

[+ Add another keyword](#)

Additional notes

Optional.

- Add licensing and access rights. You may keep your outputs private or share them with a limited number of people initially.

License required ▾

Access right *

- Open Access
- Embargoed Access
- Restricted Access
- Closed Access

Required. Open access uploads have considerably higher visibility on Zenodo.

License *

Required. Selected license applies to all of your files displayed on the top of the form. If you want to upload some of your files under different licenses, please do so in separate uploads. If you cannot find the license you're looking for, include a relevant LICENSE file in your record and choose one of the *Other* licenses available (*Other (Open)*, *Other (Attribution)*, etc.). The supported licenses in the list are harvested from opendefinition.org and spdx.org. If you think that a license is missing from the list, please [contact us](#).

9. Add ASAP as the funder for all PPMI projects

Funding recommended ▾

Zenodo is integrated into reporting lines for research funded by the European Commission via [OpenAIRE](#). Specify grants which have funded your research, and we will let your funding agency know!

Grants

Optional. OpenAIRE-supported projects only. For other funding acknowledgements, please use the *Additional Notes* field.
Note: a human Zenodo curator will need to validate your upload - you may experience a delay before it is available in OpenAIRE.

[+ Add another grant](#)

10. Add contributors to the optional input fields. MJFF recommends listing all of the contributors here and including their ORCIDs. This will help MJFF give credit to everyone.

Related/alternate identifiers recommended ▸

Contributors optional ▾

Contributors

Optional.

[+ Add another contributor](#)

References optional ▸

Journal optional ▸

Conference optional ▸




Book/Report/Chapter optional ▸

Thesis optional ▸

Subjects optional ▸

11. Publish your output to the PPMI Community or save to complete the process later. Remember that if you embargoed, restricted, or closed access, the output will not

appear on the PPMI Community page. When you are ready to share it, be sure to change access rights so that it appears.

 Delete  Save  Publish