

**Evidence Map on the  
Clinical Effectiveness of  
Anthroposophic Medicine**



**CABSIN**

## Table of contents

3	Introduction
4	The method
5	Main findings
8	Interventions for the outcome groups
9	Group 1 - Well-Being and Quality of Life
11	Group 2 - Cancer
13	Group 3 - Health Care
15	Group 4 - Physiological and Metabolic Indicators
16	Group 5 – Other Pathological Conditions
17	Implications for practice and research
19	Implications for management
20	Reference of the included studies
22	About this Evidence Map
22	About this Evidence
23	Working group
23	How to cite

■ Dried leaves of  
*Viscum album*.



## Introduction

This map presents an overview of the evidence on the clinical effectiveness of anthroposophic medicine for different health outcomes: Well-Being and Quality of Life, Health Care, Cancer, Physiological and Metabolic Indicators, Other Pathological Conditions. Anthroposophic medicine (AM) is an integrative multimodal treatment system based on a holistic understanding of the human being, nature, disease, and treatment. Anthroposophic therapy uses mineral, vegetable and animal medicines characterized as dynamized anthroposophic medicines by the Brazilian regulatory body ANVISA, besides its own therapies such as Eurythmy, Rhythmic Massage, Biographical Counseling, Psychotherapy, Art Therapy, among others. Since 2006, MA is one of the Complementary and Integrative Health Practices included in the Brazilian Unified Health System (SUS) through the National Policy of Integrative and Complementary Practices (PNPIC), which calls it Anthroposophy applied to Health because of its multiprofessional nature.

■ Leaves, flowers,  
and fruits of  
*Viscum album*.



## The method

The study was based on the Evidence Gap Map methodology adapted by BIREME/PAHO/WHO, which consists of graphically representing the characteristics and findings of the evidence in review studies associating interventions with the outcomes analyzed in these studies, as well as linking the reported effects of the interventions with the population and country focus of the primary studies included in the reviews.

On the map, associations are represented by bubbles of different colors representing the effect (positive, positive potential, inconclusive) and confidence level (high, moderate, low, or critically low) of the reported evidence. The size of the bubble is equivalent to the number of studies that analyzed the association. All bubbles lead to the list of study titles with links to the full text.

Systematic review studies, with or without meta-analysis, scoping and similar reviews that could answer the research question were eligible for inclusion in the Evidence Map:

### How effective is anthroposophical medicine for health outcomes?

■ Flowers from  
*Arnica montana*.



## Main findings

From an extensive literature search conducted in the VHL, PUBMED, EMBASE and CINAHL, 33 research studies (4 systematic reviews with meta-analysis, 1 systematic review of randomized controlled trials, 19 systematic reviews, 3 meta-analyses, 1 qualitative systematic review and 5 scoping and similar reviews) published until June 2022 were selected and included in the Map, most of them (n=19) in the last 12 years.

Based on methodological quality assessment (AMSTAR 2 tool) studies were classified by **confidence level** for reported results: High (n = 10), Moderate (n=2), Low (n=8) and Critically Low (n=7). In 6 studies the tool was not applied because they were qualitative or non-systematic reviews. All studies were assessed, characterized, and categorized by a group of researchers in the field of Anthroposophic Medicine.

The 33 studies included in the Map evaluated the effect for three groups of **Interventions** (with subdivisions): **Anthroposophic Medicines** (*Viscum album* and other medicines), **Anthroposophic Therapies** (Eurythmy and other therapies) and **Multimodal Therapies** (In general). *Viscum album* intervention was the most analyzed (n=22 studies), followed by other medicines (n=4), Multimodal Therapies (n=4), Eurythmy (n=2) and other therapies (n=1).

These forms of intervention were associated with 19 health outcomes distributed in 5 groups: **Well-Being and Quality of Life, Cancer, Health Care, Physiological and Metabolic Indicators, Other Pathological Conditions.**

Considering the specific clinical outcomes within the Outcome Groups we highlight:

In the **Well-Being and Quality of Life group**:

- » Quality of Life
- » Physical Well-Being
- » Psychological Well-Being

In the **Cancer** group:

- » Head and Neck Cancer
- » Breast Cancer
- » Gynecological Cancer
- » Cancer-Related Fatigue
- » Cancer Remission
- » Chemotherapy and Radiotherapy-Related Symptoms
- » Symptoms of Cancer
- » Survival

In the **Health Care** group:

- » Treatment Outcome
- » Patient Satisfaction
- » Patient Safety

In the **Physiological and Metabolic Indicators** group:

- » Immunological Biomarker
- » Cardiorespiratory Coordination
- » Edema

In the **Other Pathological Conditions** group:

- » Respiratory Infections
- » Gastrointestinal Disorders

In total, there were 63 associations between interventions and outcomes, considering that the same intervention can be applied to more than one outcome and vice versa.

Among the **outcome** groups, the ***Viscum album*** group received 76% of the associations (n=48), followed by the **Multimodal Therapies** group (n=8). Among all outcomes, the following were noteworthy: **Quality of Life** (n=12), **Survival** (n=9), **Patient Safety** (n=8), **Chemotherapy and Radiotherapy-Related Symptoms** (n=7).

Excluding the *Viscum album* intervention, multimodal interventions, other medications, and Eurythmy were noteworthy. The outcomes related to these interventions focused on the outcome of these treatments, patient satisfaction, and patient safety.

The studies reported a positive **effect** (n=27 outcomes), followed by positive potential (n=21 outcomes) and inconclusive (n=15 outcomes) for the interventions/outcomes analyzed.

Regarding the **focus country**, which indicates where the primary studies included in the reviews were conducted, 7 countries are listed in most of the 33 studies included in the map: Germany with 13 citations, China with 9 citations, Italy, and Russia with 8 citations, and Bulgaria, South Korea and Ukraine with 7 citations each. 18 studies did not report the focus country.

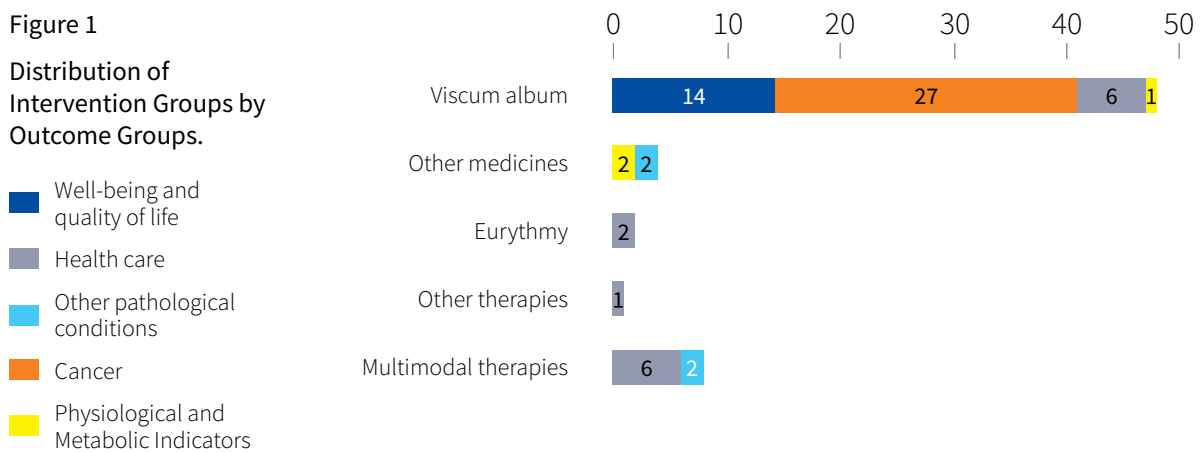
As for the **population** studied in the studies, most occurred in individuals with cancer (23 studies), patients in general (15 studies), and adults (7 studies).

## Interventions for the outcome groups

The 33 studies included in the Map evaluated the effect of interventions with anthroposophic medicine for 19 health outcomes distributed in 5 groups: **Well-Being and Quality of Life, Cancer, Health Care, Physiological and Metabolic Indicators, Other Pathological Conditions**. In all, there were 63 associations between interventions and outcomes considering that the same intervention can be applied to more than one outcome and vice-versa (Figure 1).

Figure 1

Distribution of  
Intervention Groups by  
Outcome Groups.





## Group 1 - Well-Being and Quality of Life

The 3 outcomes of the Well-Being and Quality of Life group received 14 associations (22%), especially Quality of Life associated with the anthroposophic medicine *Viscum album* (n=12) (Figure 2). Of these 14 associations, 7 reported positive effects (confidence level: 3 high, 1 moderate, 3 critically low). Five reported positive potential effects (confidence level: 2 high, 1 low, and 2 no evaluation applied). And 2 reported inconclusive effects (confidence level: both low). (Figure 3)

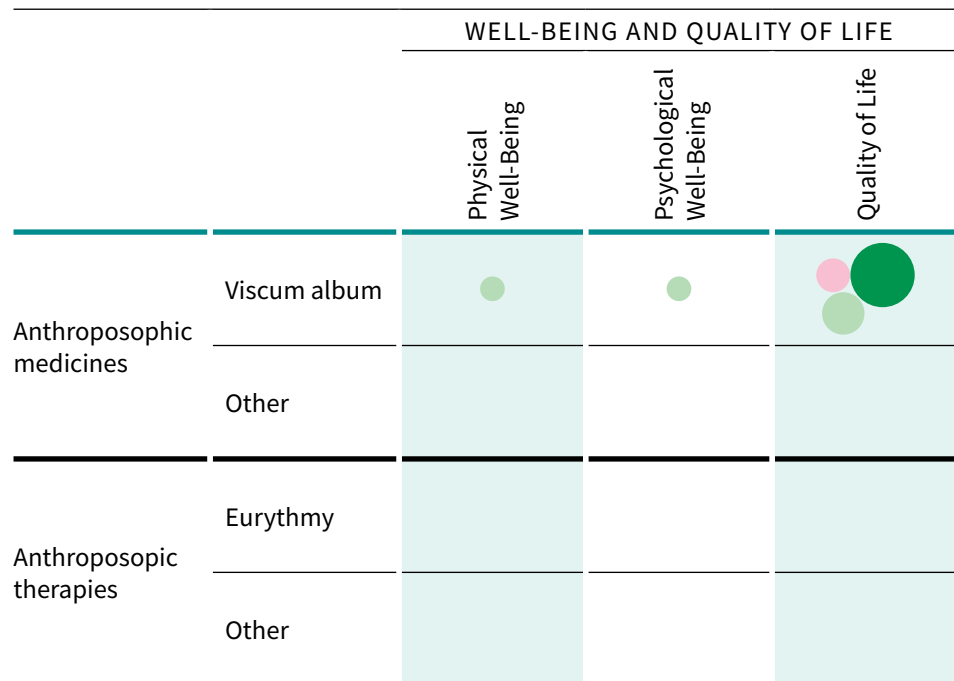
The main outcome of this category was Quality of Life with 12 associations.

**Figure 2**

Distribution of associations by effect of the Interventions for Well-Being and Quality of Life.

**EFFECT**

- Positive
- Positive potential
- Inconclusive



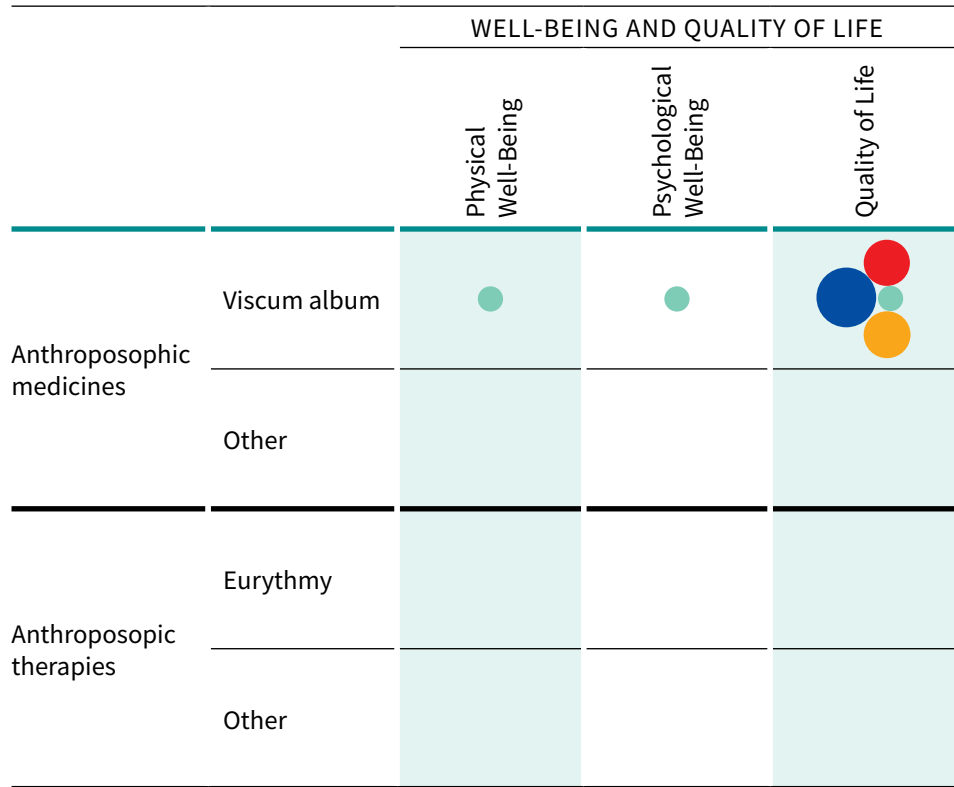


**Figure 3**

Distribution of associations by confidence level of Interventions for Well-Being and Quality of Life.

**CONFIDENCE LEVEL**

- High
- Moderate
- Low
- Critically low
- N/A



### Group 2 - Cancer

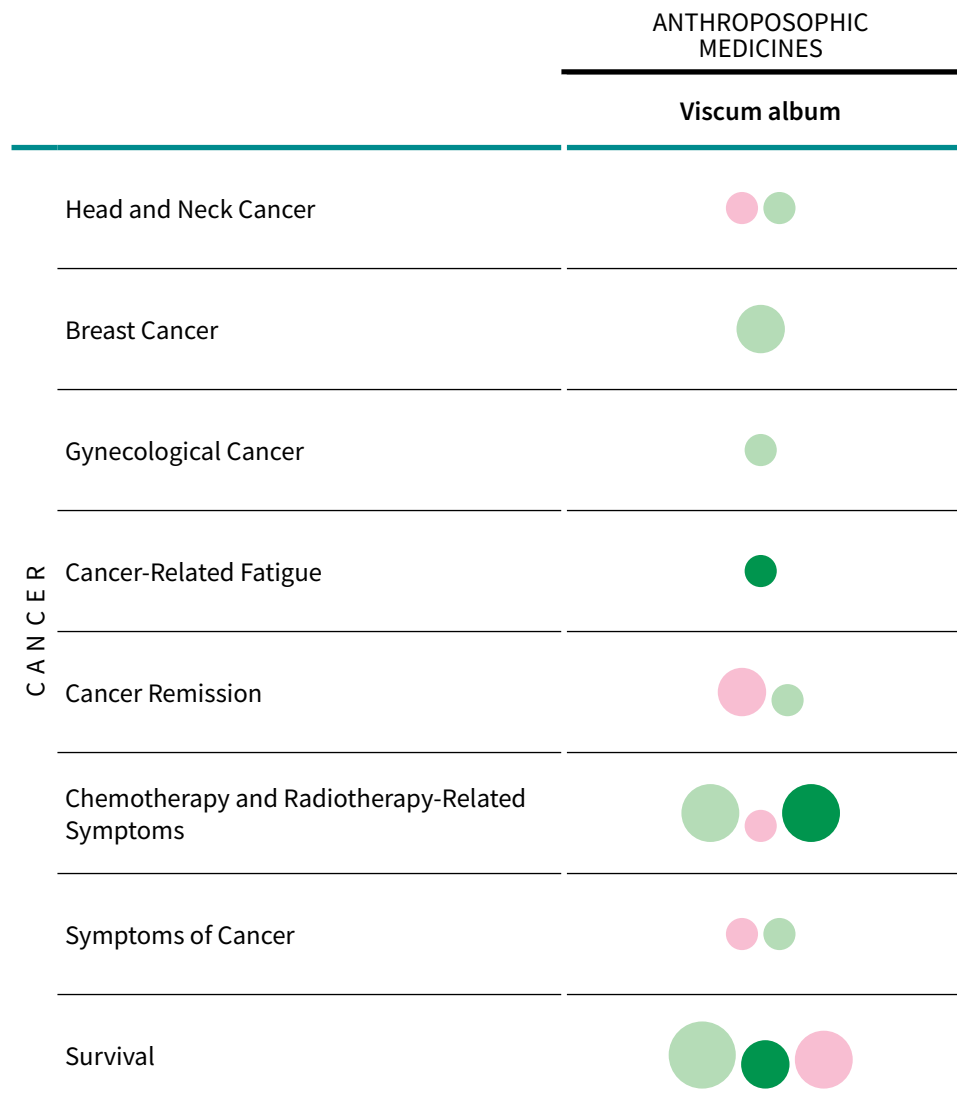
The 8 outcomes of this group received 27 associations (43%), highlighting the 22 *Viscum album* reviews (Figure 4). Of these 27 associations, 6 reported a positive effect (confidence level: 4 high, 1 moderate, 1 critically low). Thirteen reported a positive potential effect (confidence level: 4 high, 2 moderate, 2 low, 2 critically low, and 3 not evaluated). And 8 reported inconclusive effects (confidence level: 4 high, 3 low, and 1 not evaluated). (Figure 5)

The main outcomes in this category were **Survival** with 9 associations and **Chemotherapy and Radiotherapy-Related Symptoms** with 7 associations.

**Figure 4**  
Distribution of associations by effect of Interventions for Cancer.

**EFFECT**

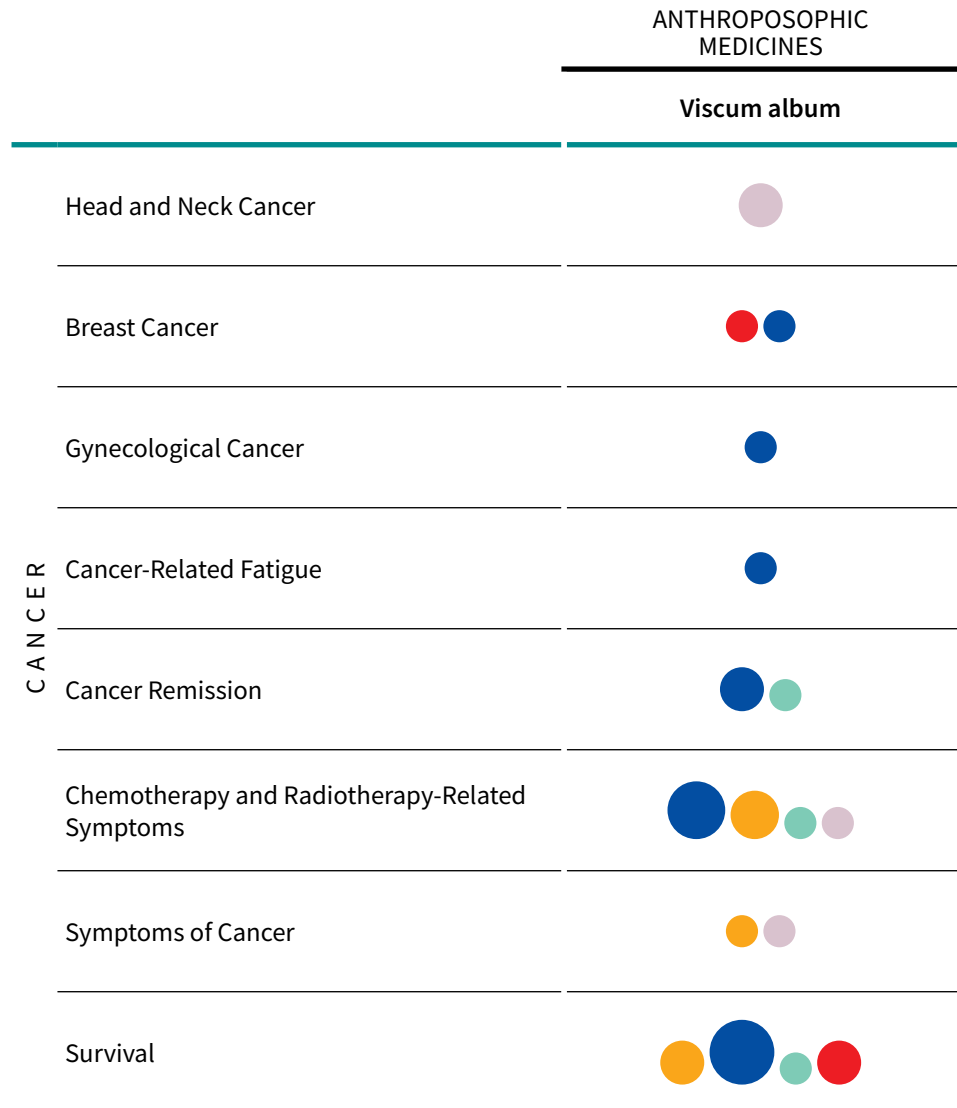
- Positive
- Positive potential
- Inconclusive



**Figure 5**  
Distribution of associations by Confidence Level of the Interventions for Cancer.

**CONFIDENCE LEVEL**

- High
- Moderate
- Low
- Critically low
- N/A



### Group 3 - Health Care

The 3 outcomes in the **Health Care group** received 15 associations (24%): Patient Safety (n=8), Treatment Outcome (n=5) and Patient Satisfaction (n=2). These outcomes were related to Multimodal Therapies (n=6), *Viscum album* (n=6), Eurythmy (n=2) and other therapies (n=1). (Figure 6)

Of these 15 associations, 11 reported a positive effect (confidence level: 8 high, 1 moderate, 1 low, 1 critically low), 2 reported a positive potential effect (confidence level: 1 moderate, 1 low), and 2 reported an inconclusive effect (confidence level: 1 low and 1 not evaluated) (Figure 7).

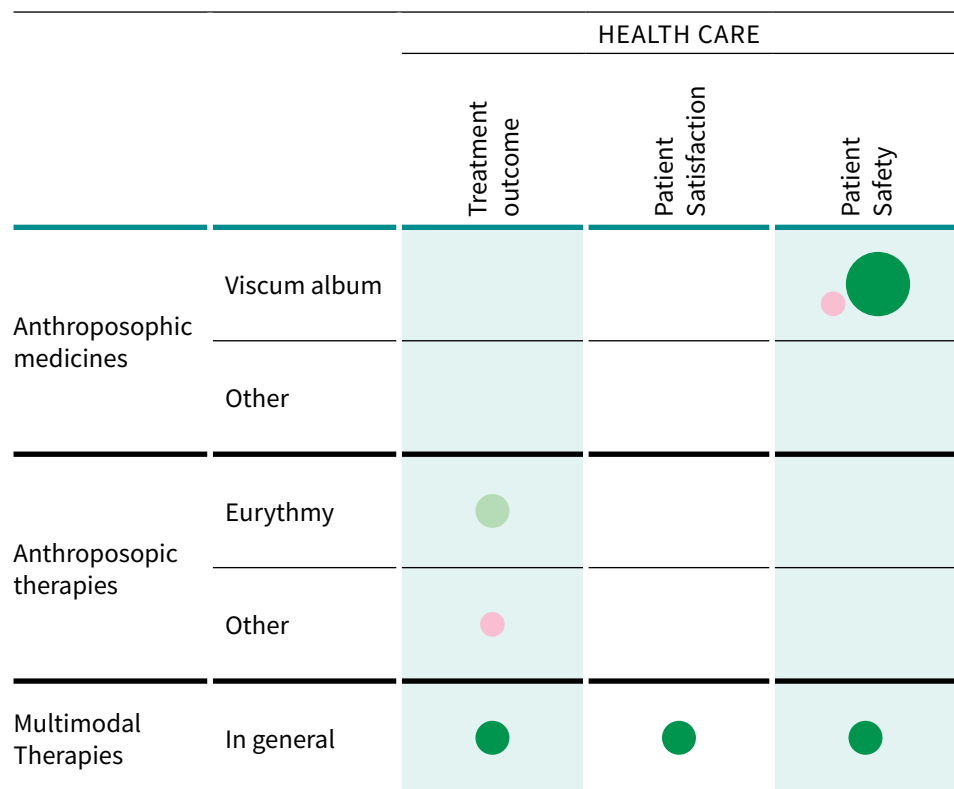
The main outcomes of this category were **Patient Safety** with 8 associations and **Treatment Outcome** with 5 associations.

**Figure 6**

Distribution of associations by effect of Health Care Interventions.

**EFFECT**

- Positive
- Positive potential
- Inconclusive









**Figure 7**

Distribution of associations by confidence level for Health Care Interventions.

**CONFIDENCE LEVEL**

- High
- Moderate
- Low
- Critically low
- N/A

		ATENÇÃO À SAÚDE		
		Treatment outcome	Patient Satisfaction	Patient Safety
Anthroposopic medicines	Viscum album			
	Other			
Anthroposopic therapies	Eurythmy			
	Other			
Multimodal Therapies	In general			

### Group 4 - Physiological and Metabolic Indicators

The 3 outcomes of the **Physiological and Metabolic Indicators** group received 3 associations (5%), related to *Viscum album* and other drugs (Cardiodoron® - *Onopordum acanthium*, *Hyoscyamus niger* and *Primula veris* - and *Arnica montana*) (Figure 8). Of these 3 associations, 2 reported a positive effect (confidence level: 1 high and 1 not evaluated) and one showed an inconclusive effect (confidence level: critically low) (Figure 9). The main outcomes in this category were **Immunological Biomarkers**, **Cardiorespiratory Coordination** and **Edema** with 1 association each.

**Figure 8**  
Distribution of associations by effect of Interventions for Physiological and Metabolic Indicators.

**EFFECT**  
■ Positive  
■ Inconclusive

		Anthroposophic medicines		Anthroposophic therapies		Multimodal therapies
		Viscum album	Other	Eurythmy	Other	In general
PHYSIOLOGICAL AND METABOLIC INDICATORS	Immunological Biomarkers	●				
	Cardiorespiratory Coordination		●			
	Edema		●			

**Figure 9**  
Distribution of associations by confidence level of Interventions for Physiological and Metabolic Indicators.

**EFFECT**  
■ High  
■ Critically low  
■ N/A

		Anthroposophic medicines		Anthroposophic therapies		Multimodal therapies
		Viscum album	Other	Eurythmy	Other	In general
PHYSIOLOGICAL AND METABOLIC INDICATORS	Immunological Biomarkers	●				
	Cardiorespiratory Coordination		●			
	Edema		●			

### Group 5 – Others Condições Patológicas

Other 2 outcomes in the **Other Pathological Conditions** group received 4 associations (6%), related to **Multimodal Therapies** (n=2), and other medications (n=2) (Figure 10).

Of these 4 associations, 1 reported a positive effect (confidence level: not assessed), 1 reported a positive potential effect (confidence level: critically low), and 2 reported an inconclusive effect (confidence level: both critically low) (Figure 11).

The main outcomes of this category were **Respiratory Infections** with 3 associations.

**Figure 10**

Distribution of associations by effect of Interventions for Other Pathological Conditions.

**CONFIDENCE LEVEL**

- Positive
- Positive potential
- Inconclusive

		Anthroposophic medicines		Anthroposophic therapies		Multimodal therapies
		Viscum album	Other	Eurythmy	Other	In general
Other Pathological Conditions	Respiratory Infections		<span style="color: pink;">●</span> <span style="color: green;">●</span>			<span style="color: lightgreen;">●</span>
	Gastrointestinal Disorders					<span style="color: pink;">●</span>

**Figure 11**

Distribution of associations by level of Reliability of Interventions for Other Pathological Conditions.

**CONFIDENCE LEVEL**

- Critically low
- N/A

		Anthroposophic medicines		Anthroposophic therapies		Multimodal therapies
		Viscum album	Other	Eurythmy	Other	In general
Other Pathological Conditions	Respiratory Infections		<span style="color: red;">●</span> <span style="color: grey;">●</span>			<span style="color: red;">●</span>
	Gastrointestinal Disorders					<span style="color: red;">●</span>



## Implications for practice and research

Anthroposophic medicine appears to be beneficial for several health outcomes, most notably oncology.

Among the associations (interventions/outcomes) with a positive effect (n=27, 43%) and a positive potential effect (n=21, 33%), the most noteworthy were the outcomes:

### » Oncology

- ▶ **Quality of Life** associated with the use of the anthroposophic drug *Viscum album* with a positive effect (n=7) and positive potential effect (n=3).
- ▶ Control of **Chemotherapy and Radiotherapy-Related Symptoms** with positive effect (n=3) and with positive potential effect (n=3).
- ▶ **Patient Safety** with a positive effect (n=7), of which 5 reviews are related to the use of *Viscum album*
- ▶ Improved **Cancer Survival** with positive (n=2) and positive potential (n=4) effects
- ▶ Reduction of **Cancer-Related Fatigue** with positive effect (n=1).
- ▶ Specific benefit for **Breast Cancer** (n=2), **Gynecological Cancer** (n=1) and **Head Cancer** (n=1) with positive potential effect.

### » Respiratory infections

- ▶ Benefit for the treatment of **respiratory infections**, both upper airway infections and pneumonias, with positive and positive potential effect (n=2), evaluating anthroposophic drugs (n=1) and from multimodal anthroposophic treatment (n=1).

### » Anthroposophical Medicine as a whole

- ▶ Positive effects were identified (n=2) evaluating anthroposophic multimodal therapy on the outcomes **Treatment Outcome, Patient Satisfaction** and **Patient Safety**.
- ▶ Positive potential effect of **Eurythmy**, a movement-based non-medicine therapy, for **overall Treatment Outcome** (n=2).

Among the outcomes with inconclusive effect (n=15, 24%), **Cancer Survival** (n=3) was one of them. No studies with no effect or negative effects were identified.

Although the effect of the interventions on the various outcomes was mostly positive and positive potential, methodological refinement of the studies is recommended to improve the quality of the evidence reported on the effectiveness of anthroposophic medicines and therapies.

- Artistic Eurythmy movements (image courtesy of Mahle Institute).



## Implications for management

It is expected that the associations identified may promote the implementation of anthroposophic medicine and its therapies by managers and health professionals in the health services of the Brazilian National Health System, especially for the outcomes that showed positive and positive potential effects.

■ Dried leaves of *Viscum album*.



## Reference of the included studies

1. Pangal DJ, Baertsch H, Kellman EM, Cardinal T, Brunswick A, Rutkowski M, Strickland B, Chow F, Attenello F, Zada G. Complementary and Alternative Medicine for the Treatment of Gliomas: Scoping Review of Clinical Studies, Patient Outcomes, and Toxicity Profiles. *World Neurosurg.* 2021 Jul;151:e682-e692. doi: 10.1016/j.wneu.2021.04.096.
2. Cysarz D, Heckmann C, Kümmell HC. Wirkung von Cardiodoron(R) auf die kardiorespiratorische Koordination - ein Literaturüberblick [The effects of Cardiodoron on cardio-respiratory coordination--a literature review]. *Forsch Komplementarmed Klass Naturheilkd.* 2002 Oct;9(5):292-7. German. doi: 10.1159/000067523.
3. Büssing A, Raak C, Ostermann T. Quality of life and related dimensions in cancer patients treated with mistletoe extract (iscador): a meta-analysis. *Evid Based Complement Alternat Med.* 2012;2012:219402. doi: 10.1155/2012/219402.
4. Büssing A, Cysarz D, Edelhäuser F, Bornhöft G, Matthiessen PF, Ostermann T. The oil-dispersion bath in anthroposophic medicine--an integrative review. *BMC Complement Altern Med.* 2008 Dec 4;8:61. doi: 10.1186/1472-6882-8-61.
5. Ho D, Jagdeo J, Waldorf HA. Is There a Role for Arnica and Bromelain in Prevention of Post-Procedure Ecchymosis or Edema? A Systematic Review of the Literature. *Dermatol Surg.* 2016 Apr;42(4):445-63. doi: 10.1097/DSS.0000000000000701.
6. Pelzer F, Loef M, Martin DD, Baumgartner S. Cancer-related fatigue in patients treated with mistletoe extracts: a systematic review and meta-analysis. *Support Care Cancer.* 2022 Aug;30(8):6405-6418. doi: 10.1007/s00520-022-06921-x.
7. Melzer J, Saller R. Lebensqualität onkologischer Patienten unter supportiver Behandlung mit *Viscum album* (parenterale Mistelpräparate) Quality of Life of Cancer Patients under Supportive Treatment with *Viscum album* (Parenteral Mistletoe Preparations). *Schweiz Zschr Ganzheits Medizin [Internet].* 2009;21(3):157-61. Available from: [www.ganzheitsmedizin.ch](http://www.ganzheitsmedizin.ch)
8. Ostermann T, Raak C, Büssing A. Survival of cancer patients treated with mistletoe extract (Is-cador): a systematic literature review. *BMC Cancer.* 2009 Dec 18;9:451. doi: 10.1186/1471-2407-9-451.
9. Büssing A, Ostermann T, Majorek M, Matthiessen PF. Eurythmy Therapy in clinical studies: a systematic literature review. *BMC Complement Altern Med.* 2008 Mar 31;8:8. doi: 10.1186/1472-6882-8-8.
10. Kienle GS, Glockmann A, Schink M, Kiene H. *Viscum album* L. extracts in breast and gynaecological cancers: a systematic review of clinical and preclinical research. *J Exp Clin Cancer Res.* 2009 Jun 11;28(1):79. doi: 10.1186/1756-9966-28-79.
11. Schwermer M, Längler A, Fetz K, Ostermann T, Zuzak TJ. Management of Acute Gastroenteritis in Children: A Systematic Review of Anthroposophic Therapies. *Complement Med Res.* 2018;25(5):321-330. doi: 10.1159/000488317.
12. Chen Q, Wright F, Duncan LJ, Huntley AL. Profiling mistletoe therapy research and identifying evidence gaps: A systematic review of conditions treated, mode of application and outcomes. *Eur J Integr Med.* 2022 Jan 1;49.
13. Melzer J, Iten F, Hostanska K, Saller R. Efficacy and safety of mistletoe preparations (*Viscum album*) for patients with cancer diseases. A systematic review. *Forsch Komplementmed.* 2009 Aug;16(4):217-26. doi: 10.1159/000226249.
14. Ernst E, Schmidt K, Steuer-Vogt MK. Mistletoe for cancer? A systematic review of randomised clinical trials. *Int J Cancer.* 2003 Nov 1;107(2):262-7. doi: 10.1002/ijc.11386.
15. Lötze D, Heusser P, Büssing A. A systematic literature review on the effectiveness of eurythmy therapy. *J Integr Med.* 2015 Jul;13(4):217-30. doi: 10.1016/S2095-4964(15)60163-7.
16. Ziegler R, Grossarth-Maticek R. Individual Patient Data Meta-analysis of Survival and Psychosomatic Self-regulation from Published Prospective Controlled Cohort Studies for Long-term Therapy of Breast Cancer Patients with a Mistletoe Preparation (Is-cador). *Evid Based Complement Alternat Med.* 2010 Jun;7(2):157-66. doi: 10.1093/ecam/nen025.
17. Kienle GS, Kiene H. Complementary cancer therapy: a systematic review of prospective clinical trials on anthroposophic mistletoe extracts. *Eur J Med Res.* 2007 Mar 26;12(3):103-19.

18. Kienle GS, Glockmann A, Grugel R, Hamre HJ, Kiene H. Klinische Forschung zur Anthroposophischen Medizin - update eines «Health Technology Assessment»-Berichts und status quo [Clinical research on anthroposophic medicine:update of a health technology assessment report and status quo]. *Forsch Komplementmed*. 2011;18(5):269-82. German. doi: 10.1159/000331812.
19. Loeff M, Walach H. Quality of life in cancer patients treated with mistletoe: a systematic review and meta-analysis. *BMC Complement Med Ther*. 2020 Jul 20;20(1):227. doi: 10.1186/s12906-020-03013-3.
20. Kienle GS, Kiene H. Review article: Influence of *Viscum album* L (European mistletoe) extracts on quality of life in cancer patients: a systematic review of controlled clinical studies. *Integr Cancer Ther*. 2010 Jun;9(2):142-57. doi: 10.1177/1534735410369673.
21. Kienle GS, Grugel R, Kiene H. Safety of higher dosages of *Viscum album* L. in animals and humans--systematic review of immune changes and safety parameters. *BMC Complement Altern Med*. 2011 Aug 28;11:72. doi: 10.1186/1472-6882-11-72.
22. Evans M, Bryant S, Huntley AL, Feder G. Cancer Patients' Experiences of Using Mistletoe (*Viscum album*): A Qualitative Systematic Review and Synthesis. *J Altern Complement Med*. 2016 Feb;22(2):134-44. doi: 10.1089/acm.2015.0194.
23. Schwermer M, Längler A, Fetz K, Ostermann T, Zuzak TJ. Anthroposophic medicine in the treatment of pediatric pseudocroup: A systematic review. *Complement Ther Med*. 2018 Oct;40:185-190. doi: 10.1016/j.ctim.2017.09.001.
24. Kienle GS, Kiene H, Albonico HU. Anthroposophische Medizin: Health Technology Assessment Bericht - Kurzfassung [Anthroposophic medicine: health technology assessment report - short version]. *Forsch Komplementmed*. 2006;13 Suppl 2:7-18. German. doi: 10.1159/000093481.
25. Ostermann T, Büssing A. Retrolective studies on the survival of cancer patients treated with mistletoe extracts: a meta-analysis. *Explore (NY)*. 2012 Sep-Oct;8(5):277-81. doi: 10.1016/j.explore.2012.06.005.
26. Wopker PM, Schwermer M, Sommer S, Längler A, Fetz K, Ostermann T, Zuzak TJ. Complementary and alternative medicine in the treatment of acute bronchitis in children: A systematic review. *Complement Ther Med*. 2020 Mar;49:102217. doi: 10.1016/j.ctim.2019.102217.
27. Laccourreye O, Werner A, Laccourreye L, Bonfils P. Benefits, pitfalls and risks of phytotherapy in clinical practice in otorhinolaryngology. *Eur Ann Otorhinolaryngol Head Neck Dis*. 2017 Apr;134(2):95-99. doi: 10.1016/j.anorl.2016.11.001.
28. Horneber MA, Bueschel G, Huber R, Linde K, Rostock M. Mistletoe therapy in oncology. *Cochrane Database Syst Rev*. 2008 Apr 16;2008(2):CD003297. doi: 10.1002/14651858.CD003297.pub2.
29. Ostermann T, Appelbaum S, Poier D, Boehm K, Raak C, Büssing A. A Systematic Review and Meta-Analysis on the Survival of Cancer Patients Treated with a Fermented *Viscum album* L. Extract (Iscador): An Update of Findings. *Complement Med Res*. 2020;27(4):260-271. English. doi: 10.1159/000505202.
30. Freuding M, Keinki C, Micke O, Buentzel J, Huebner J. Mistletoe in oncological treatment: a systematic review: Part 1: survival and safety. *J Cancer Res Clin Oncol*. 2019 Mar;145(3):695-707. doi: 10.1007/s00432-018-02837-4.
31. Kienle GS, Berrino F, Büssing A, Portalupi E, Rosenzweig S, Kiene H. Mistletoe in cancer - a systematic review on controlled clinical trials. *Eur J Med Res*. 2003 Mar 27;8(3):109-19.
32. Portella CFS, Ghelman R, Abdala CVM, Schweitzer MC. Evidence map on the contributions of traditional, complementary and integrative medicines for health care in times of COVID-19. *Integr Med Res*. 2020 Sep;9(3):100473. doi: 10.1016/j.imr.2020.100473.
33. Freuding M, Keinki C, Kutschan S, Micke O, Buentzel J, Huebner J. Mistletoe in oncological treatment: a systematic review: Part 2: quality of life and toxicity of cancer treatment. *J Cancer Res Clin Oncol*. 2019 Apr;145(4):927-939. doi: 10.1007/s00432-018-02838-3.

## About this Evidence Map

---

With the financial support of Mahle Institute and the support of a working group, the Brazilian Academic Consortium for Integrative Health (CABSIN) and the Latin American and Caribbean Center on Health Information (BIREME/PAHO/WHO) conducted the development of this Evidence Map having as the main methodological reference the Evidence Gap Map 3iE - International Initiative.

The Evidence Map on the Clinical Effectiveness of Anthroposophic Medicine is available in the VHL MTCI Americas.

<https://public.tableau.com/app/profile//viz/anthroposophical-medicine-en-evidence-map>

## About this Evidence Map

---

This report consolidates the main evidence on interventions and health outcomes analyzed in the review studies included in the Evidence Map on the Clinical Effectiveness of Anthroposophic Medicine.

The contents of this report are the sole responsibility of the authors Consórcio Acadêmico Brasileiro de Saúde Integrativa (CABSIN) and Biblioteca Regional de Medicina (BIREME/PAHO) and do not represent the views of the Pan American Health Organization (PAHO/WHO) or the Brazilian Ministry of Health. Any errors and omissions are also the sole responsibility of the authors.

## Working group

---

### Coordination:

Ricardo Ghelman (general)  
Jorge Kioshi Hosomi (thematic)  
Mariana Cabral Schweitzer (methodological)  
Carmen Verônica Mendes Abdala (methodological)  
Caio Fábio Schlechta Portella (technical)

### Collaboration:

Ana Maria de Araújo Rodrigues  
Edeltraud Johanna Lenk  
Elaine Marasca Garcia da Costa  
Giane Santana Alves Oliveira  
Maurício Martins Baldissin  
Nilo Esvalter Gardin  
Paulo Mauricio de Oliveira Vieira  
Paulo Roberto Volkmann  
Maristela Takeda (bibliographic search)

## How to cite

---

Evidence map on the clinical effectiveness of anthroposophic medicine: executive report. [Internet]. São Paulo: BIREME/PAHO/WHO; Feb 2023.

---

### ILLUSTRATIVE IMAGES

Uncredited photos were obtained from image banks.



# CABSIN

CONSÓRCIO ACADÊMICO  
BRASILEIRO DE  
SAÚDE INTEGRATIVA

Rua Alvilândia, 345  
05449-070 - Alto de Pinheiros  
São Paulo (SP)

[cabsin@cabsin.org.br](mailto:cabsin@cabsin.org.br)



[cabsin.org.br/maps-of-evidence](https://cabsin.org.br/maps-of-evidence)

