

1 **Title**

2 Microclimate, an inseparable part of ecology and biogeography

3

4 **Short title**

5 Microclimate ecology and biogeography

6 **Abstract**

7 **Brief introduction: microclimates cannot be neglected**

8 Microclimate science has developed into a global discipline. Microclimate science is increasingly
9 used to understand and mitigate climate and biodiversity shifts. Here, we provide an overview of the
10 current status of microclimate ecology and biogeography, and where this field is heading next.

11

12 **Methods for microclimate science**

13 We showcase the recent advances in data acquisition, such as novel field sensors and remote
14 sensing methods. We discuss microclimate modelling, mapping, and data processing, including
15 accessibility of modelling tools, advantages of mechanistic and statistical modelling, and solutions
16 for computational challenges that have pushed the state-of-the-art of the field.

17

18 **Microclimate investigations in ecology and biogeography**

19 We highlight the latest research on interactions between microclimate and organisms, including how
20 microclimate influences individuals, and through them populations, communities, and entire
21 ecosystems and their processes. We also briefly discuss recent research on how organisms shape
22 microclimate from the tropics to the poles.

23

24 **Microclimate applications in ecosystem management**

25 Microclimates are also important in ecosystem management under climate change. We showcase
26 new research in microclimate management with examples from biodiversity conservation, forestry,
27 and urban ecology. We discuss the importance of microrefugia in conservation and how to promote
28 microclimate heterogeneity.

29

30 **What's next?**

31 We identify major knowledge gaps that need to be filled for further advancing microclimate methods,
32 investigations, and applications. These gaps include spatiotemporal scaling of microclimate data,
33 mismatches between macroclimate and microclimate in predicting responses of organisms to climate
34 change, and the need for more evidence on the outcomes of microclimate management.

35

36 **Keywords**

37 animal ecology, biodiversity, biogeography, climate change, data acquisition, ecosystem
38 management, plant ecology, microclimate, modelling

39 **Brief introduction: microclimates cannot be neglected**

40 Microclimate refers to the local climate conditions that organisms and ecosystems are exposed to
41 (Bramer *et al.*, 2018). As such, microclimate influences the ecophysiology of individuals, and the
42 dynamics of populations, communities, and ecosystems across biomes. Recently, methods have
43 become widely available for ecologists and biogeographers to inspect their study objects in relation
44 to microclimates at high spatio-temporal resolutions and at large spatial and temporal extents
45 (Lembrechts *et al.*, 2019). Consequently, microclimate science has rapidly shown its high relevance
46 to ecological and biogeographical investigations and applications (Bramer *et al.*, 2018; De Frenne *et*
47 *al.*, 2021). Now, microclimate science is recognised as an integral component of ecology and
48 biogeography, and is used to investigate local ecological manifestations of the global climate and
49 biodiversity patterns (Zellweger *et al.*, 2020; Riddell *et al.*, 2021), and to improve ecosystem
50 management (Hylander *et al.*, 2022).

51

52 Microclimate science has a long tradition. Already in the mid 20th century, microclimatology was
53 identified as an important subfield of meteorology, with clear repercussions for ecology and
54 biogeography (Geiger, 1942a, 1951). The physics of microclimate (Baum & Court, 1949), the
55 appropriate spatial scale, and the challenges of measuring microclimates (Geiger, 1951; Shanks,
56 1956) have been studied for decades. Recent reviews have highlighted the importance of
57 microclimate over macroclimate (Bramer *et al.*, 2018), and discussed microclimate in relation to
58 remote sensing (Zellweger *et al.*, 2019b), measurement techniques (Maclean *et al.*, 2021), species
59 distribution modelling (Lembrechts *et al.*, 2019), and forest ecology (De Frenne *et al.*, 2021).
60 Following these examples, we approach microclimate as the set of local climatic conditions (e.g.,
61 temperature, humidity, light, wind) emerging from the surrounding macroclimatic conditions and
62 mediated by local features. We consider that the microclimate scales and boundaries are highly
63 dependent on the ecological context (Potter *et al.*, 2013; Pincebourde & Woods, 2020), e.g., ranging
64 from minutes and cubic millimetres for within-leaf herbivore insects to monthly averages and
65 hectares for understory communities in forests (Lembrechts *et al.*, 2019; Pincebourde & Woods,
66 2020; Zellweger *et al.*, 2020; De Frenne *et al.*, 2021).

67

68 Here, we provide an overview of the current status of microclimate ecology and biogeography, and
69 where this field is going next from the perspective of a wide range of ecologists and biogeographers
70 investigating diverse topics related to terrestrial microclimate (read more about the authors in
71 Supplementary information Figures S1-3). Recently, microclimate science has taken major strides
72 forward, especially at the following three frontiers: 1) methods in microclimate science, 2)

73 investigations of microclimate ecology and biogeography, and 3) microclimate applications in
74 ecosystem management. For each of these themes, we identify a set of knowledge gaps to fill before
75 microclimate data and concepts become a common option in ecology, biogeography, and beyond,
76 from fine scale to the global scale. We herewith highlight the maturation of microclimate ecology and
77 biogeography into a global discipline.

78 **Methods for microclimate science**

79 **Advances in data acquisition**

80 Microclimate measurements rely to a large extent on in-situ sensors (Figure 1). In-situ sensors now
81 form part of the toolkit of many ecological studies due to the improvements in chip devices, battery
82 technology, cost-effectiveness, and the miniaturisation of sensors and their hardware (Mickley *et al.*,
83 2019; Wild *et al.*, 2019; Rebaudo *et al.*, 2023). Moreover, advancements in wireless communications,
84 such as the 'internet of things' (Li *et al.*, 2015), and data transmission using cellular technology or
85 potentially via satellite, increasingly allow the deployment of these devices in ad-hoc mesh networks
86 across a landscape (Keitt & Abelson, 2021). Here, strategically planned study designs lay
87 foundations for representative microclimate networks (Lembrechts *et al.*, 2021; Aalto *et al.*, 2022;
88 Kempainen & Niittynen, 2022), and new methods are developed to make most of sparse
89 microclimate ground data, such as signal processing theory, which leverages cyclic microclimate
90 patterns and temporally downscales sparse time-series (von Schmalensee, 2023). However, the
91 accuracy of low-cost loggers can be uncertain, and the reduction in size and costs affects
92 measurement accuracy of accompanying sensors (Terando *et al.*, 2017; Maclean *et al.*, 2021).
93 Therefore, it is often advisable to calibrate sensors against laboratory measurements (e.g. climatic
94 chambers for temperature sensors), to validate sensors by comparing them to a reference, and also
95 to inter-calibrate sensors by comparing them to each other (Heinonen *et al.*, 2014; Playà-Montmany
96 & Tattersall, 2021). In the case of temperature measurements, standard weather station protocols
97 including shading and ventilating thermometers often do not apply; as measured microclimatic
98 temperature variation mainly has its origin in low wind speed and variation in solar radiation (Terando
99 *et al.*, 2017; Maclean *et al.*, 2021). Therefore, ultra-fine-wire thermocouples remain recommended
100 for specific purposes, especially when sensors are subjected to direct sunlight (Maclean *et al.*, 2021).
101 Hydric microclimate data can also be challenging to calibrate and validate, both for air and soil
102 humidity measurements. For instance, measurements of soil moisture are influenced by soil
103 heterogeneity and stoniness that affect sensor-soil contact (Robinson *et al.*, 2008; Wild *et al.*, 2019).

104
105 Remote sensing allows researchers to capture leaf- to landscape-scale microclimate data with
106 spatio-temporal representativeness (Faye *et al.*, 2016; Zellweger *et al.*, 2019b). In structurally
107 complex areas, such as forests, mountains, or cities, measurements from a small number of sensors
108 over a short time period will fail to adequately capture the range of microclimate conditions present
109 (Scherrer & Körner, 2009; Zhou *et al.*, 2011; De Frenne *et al.*, 2021). This limitation can be overcome

110 by linking microclimate measurements with remote sensing data on key predictors of microclimate
111 (e.g. Haesen et al. 2021): vegetation and topographic features, and also snow in seasonally snow
112 covered areas. These data can be used for modelling microclimates across landscapes by filling the
113 gaps between the microclimatic ground data. Spatially continuous structural or spectral data on
114 vegetation and terrain structures can be obtained from satellites, aeroplanes, and unoccupied aerial
115 vehicles (UAVs) mounted with, e.g., thermal imaging or light detection and ranging (LiDAR) sensors
116 (Båserud *et al.*, 2020; Kašpar *et al.*, 2021). For instance, high-resolution LiDAR data from aircraft
117 surveys are openly available for some countries, such as for >15 European countries with <5 m
118 resolution (Kakoulaki et al. 2021). UAVs enable obtaining data at even higher spatial resolution over
119 limited spatial extents (Faye *et al.*, 2016; Duffy *et al.*, 2021; Hoffrén & García, 2023). Terrestrial and
120 mobile remote-sensing platforms can overcome canopy occlusion by obtaining measurements from
121 a large range of viewpoints inside the canopy (Disney, 2019; Calders *et al.*, 2020). Fusing these
122 different types of remotely-sensed data with novel approaches of radiative transfer modelling through
123 canopies offer interesting new avenues for microclimate ecology (Jonas *et al.*, 2020). Overall, there
124 is great potential to exploit new modelling advances in further microclimate research.

125

126 **Advances in microclimate modelling and data processing**

127 Microclimate models tend to be based on mechanistic understanding of the physical processes
128 governing the energy balance. These models owe their origins to the pioneering work on weather
129 forecasting by Richardson (1922), who demonstrated the application of energy balance equations
130 for modelling the turbulent mixing of the atmosphere-biosphere boundary, and microclimate
131 modelling by Porter et al. (1973), who developed the first microclimate models for ectotherms. Thus,
132 the most recent developments are not in the modelling of microclimate itself, but rather in making
133 complex models more accessible to a wider audience. Recently, a series of microclimate models
134 have been written using the R programming environment (R Core Team, 2022), enabling easy
135 application by ecologists (Kearney *et al.*, 2020; Maclean & Klinges, 2021). In parallel, the climate
136 modelling community has been including multi-layered canopy representations in multiple land
137 surface models (CLM-ml, ORCHIDEE-CAN, CLM-FATES) (Lawrence *et al.*, 2019) allowing for point
138 site evaluation of coarse microclimate data (Bonan *et al.*, 2021). Such models have the advantage
139 to be directly embedded in earth system model frameworks, therefore opening avenues to study
140 coupled vegetation-microclimate feedbacks.

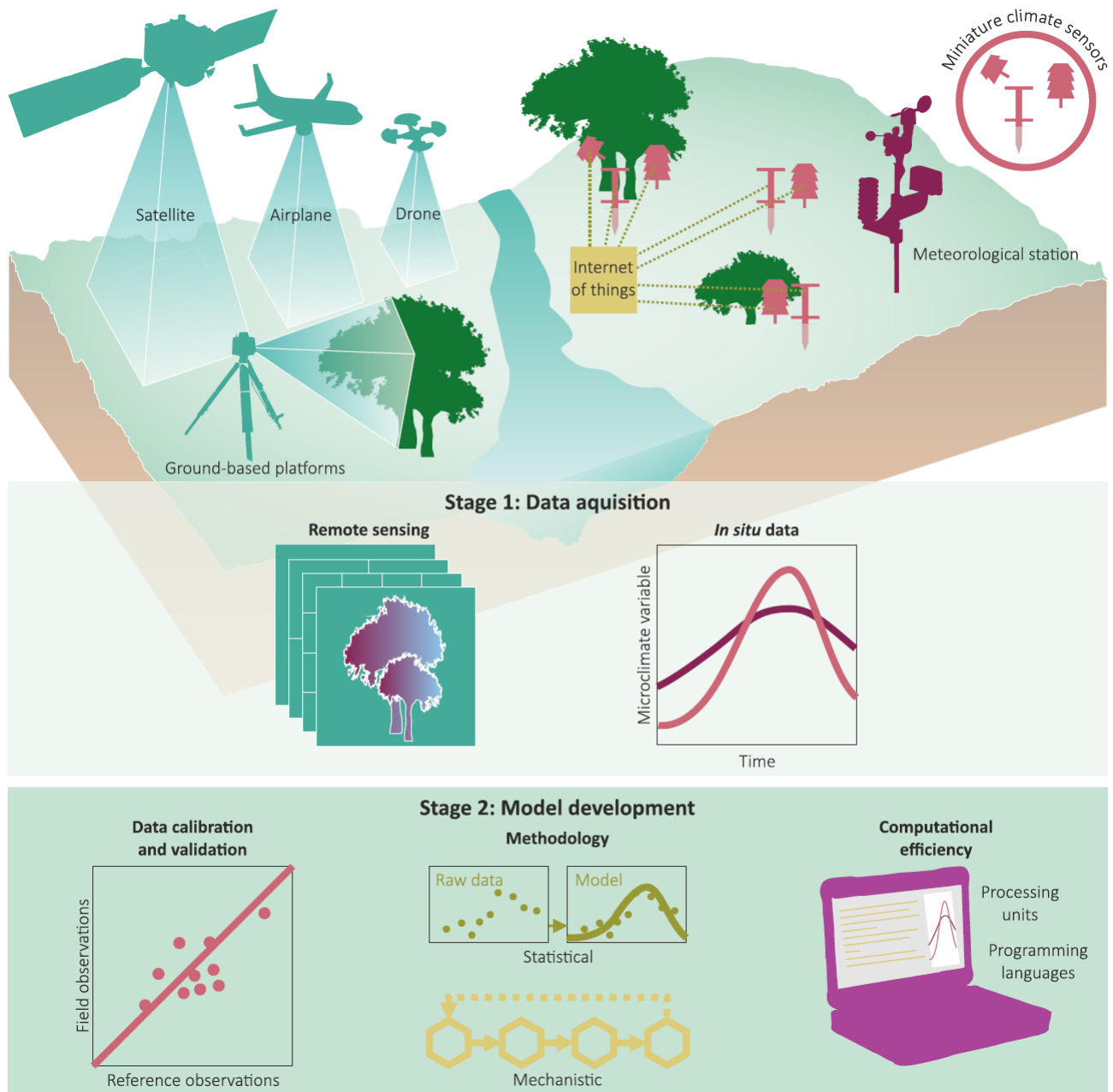
141

142 Microclimate varies considerably at fine spatial and temporal resolutions (Bramer *et al.*, 2018).
143 Therefore, mechanistic models are run in sub-daily time increments. It is, in turn, computationally
144 challenging to model microclimate mechanistically over large areas, even with the ongoing rapid
145 advances in computing power. Also, lack of data can hinder the use of mechanistic models that
146 require a comprehensive set of predictors. In part for these reasons, ecologists and biogeographers
147 have tended to seek statistical relationships between microclimates and their drivers, such as
148 topography and vegetation features (Ashcroft *et al.*, 2009; Greiser *et al.*, 2018; Kemppinen *et al.*,

149 2018), or have sought to establish these relationships through machine learning (Haesen *et al.*,
150 2021; Lembrechts *et al.*, 2022). The advantage of statistical and machine learning approaches is
151 that bioclimatic variables of interest are not always needed at high temporal resolution (Hijmans *et*
152 *al.*, 2005), which can reduce the computational demands of the models. A significant drawback of
153 statistical approaches is that the influence of variables used as predictors in statistical models, such
154 as terrain and vegetation, vary in space and time. Thus, relationships derived at one location or time-
155 period cannot necessarily be readily applied to others (*Kemppinen et al. Accepted; Aalto et al.*, 2022).
156 This could be overcome by modelling spatiotemporally varying relationships, i.e., by using
157 geographically weighted regression. Databases provide the large datasets that are needed for
158 modelling the relationships accurately (Lembrechts *et al.*, 2020). However, the data can originate
159 from different sources and require preprocessing. Also microclimate data processing has advanced,
160 for instance, with the advent of automated R packages that are suited for gap filling, flagging
161 erroneous measurements, calculation of summary statistics, and analysing thermal images (Senior
162 *et al.*, 2019).

163

164 The fusion of statistical and mechanistic approaches to model microclimate shows promise for
165 developing mechanistically-informed and computationally efficient methods. The application of
166 statistical model emulation techniques that reproduce the behaviour of more complex models using
167 techniques routinely adopted in other areas of climate modelling could significantly reduce
168 computational run times (Baker *et al.*, 2022). Further implementation requires a break-down of
169 traditional barriers between disciplines as far apart as ecology, meteorology, and computer science
170 (Briscoe *et al.*, 2023). Also, recent developments in hardware and software provide potential
171 solutions to the computational challenge of modelling microclimate. First is the modern
172 computationally efficient programming language, Julia (Bezanson *et al.*, 2018). Julia is similar to
173 dynamic languages like Python and R, yet it compiles packages and user scripts down to machine
174 code at run-times comparable to Fortran or C++, and support for graphics processing unit-based
175 programming geared at optimising parallel computing is under active development (Besard *et al.*,
176 2019). Second is the burgeoning computational infrastructure for model processing, development
177 and testing. Central to this infrastructure is the growing availability of affordable cloud-based
178 computing and storage for back-end processing. Coupled with databases for model testing and
179 comparisons (see e.g. Lembrechts *et al.*, 2020; Dietze *et al.*, 2021), such frameworks provide a
180 robust infrastructure for collaborative model development and processing at massive scales.



181

182 Figure 1. Methods for microclimate science. This conceptual figure presents examples discussed in
 183 the main text on how microclimate data and its explanatory variables are acquired from remotely-
 184 sensed products and *in situ* measurements (Stage 1). We show examples of key areas where
 185 microclimate models have recently improved, from calibration to modelling methods and
 186 computational efficiency (Stage 2).

187 **Microclimate investigations in ecology and biogeography**

188 **Organisms drive microclimate**

189 Organisms are key drivers of microclimate. Trees and shrubs affect local light, temperature, and
 190 water conditions (Pincebourde & Casas, 2019; Zellweger *et al.*, 2019a; Kempainen *et al.*, 2021b),
 191 and mosses and lichens regulate soil microclimate (Delgado-Baquerizo *et al.*, 2018; van Zuijlen *et al.*,
 192 *et al.*, 2020). Mushrooms influence temperatures and air currents for spore dispersal (Dressaire *et al.*,
 193 2016). Animals influence microclimates; insects cool their nest by wing fanning (Jones & Oldroyd,

194 2006), arthropods alter leaf temperatures by feeding on them (Pincebourde & Casas, 2019), and
195 larger herbivores such as elephants impact microclimates by grazing and trampling on vegetation
196 (Gordon *et al.*, 2023). Organisms can create ecosystem-wide mosaics of microclimate, for instance,
197 grass canopies create sharp vertical microclimatic gradients (Vandvik *et al.*, 2020). Also, forest
198 canopies create these gradients from tree bases to canopy crowns (De Frenne *et al.*, 2021), and
199 provide microclimate heterogeneity over small spatial extents (Ozanne *et al.*, 2003). This, in turn,
200 enables arboreal species, such as frogs and epiphytes, to adjust their distributions vertically to
201 compensate for broad-scale shifts in climate associated with elevation or latitude (Scheffers *et al.*,
202 2013; Basham *et al.*, 2023). These are just a few examples of how organisms engineer
203 microclimates, but all organisms are in turn affected by microclimate, which shapes their ecology
204 and biogeography (Figure 2).

205

206 **Microclimate influences individuals and populations**

207 Microclimate influences individuals by affecting their performance (Poorter *et al.*, 2019), structure
208 (Kemppinen & Niittynen, 2022), organs (Opedal *et al.*, 2015), and cells (Zweifel *et al.*, 2007). For
209 example, darker ants dominate tree canopies due to melanism that protects against UV radiation
210 and reduces moisture loss (Law *et al.*, 2020), and size and pilosity of dung beetles mediate
211 microclimatic temperature responses (Williamson *et al.*, 2022). These ecophysiological responses
212 are associated with adaptations to thermal, hydrological, and light stress and tolerance. Vertical
213 variation in forest microclimates promotes evolution of thermal performance and desiccation
214 resistance of ants (Bujan *et al.*, 2016; Kaspari *et al.*, 2016). Thermal tolerance shapes biodiversity
215 globally (Trew & Maclean, 2021), and it can predict species performance, behaviour, and adaptability
216 in butterflies (Pincebourde & Casas, 2019; von Schmalensee *et al.*, 2021), ants (Baudier *et al.*, 2018),
217 birds (Kim *et al.*, 2022), and plants (Bert *et al.*, 2022).

218

219 Microclimate shapes populations by affecting demographic rates through individual recruitment and
220 survival (Oldfather & Ackerly, 2019; Goodwin & Brown, 2023). For instance, seed germination
221 depends on specific temperature, humidity, and light conditions (Graae *et al.*, 2022), and plant growth
222 and mortality rates are affected by water availability (Liu *et al.*, 2018), which also influences tree
223 regeneration after disturbances (Lloret *et al.*, 2004; Thom *et al.*, 2022). Microclimate also shapes
224 behavioural responses. Butterflies avoid frost by clustering at different heights in trees (Brower *et al.*,
225 2011), and birds consider wind characteristics in nest-site selection (Momberg *et al.*, 2023).
226 Moreover, microclimate controls fine-scale variation in phenology as rising spring temperatures
227 advance flowering with several days per degree (Tansey *et al.*, 2017), and in turn, such important
228 effects on individuals affect the entire community.

229

230 **Microclimate structures communities**

231 Microclimate structures communities by shaping species distributions and species richness patterns
232 (le Roux *et al.*, 2013; Niittynen *et al.*, 2020; Momberg *et al.*, 2021). For example, microclimate

233 influences vascular plant species richness, species turnover, and functional community composition
234 (Opedal *et al.*, 2015; Kemppinen *et al.*, 2021a; Shen *et al.*, 2022b), bryophyte community
235 composition and phylogenetic structure (Man *et al.*, 2022; Shen *et al.*, 2022a), and lichen species
236 richness and community composition (Kemppinen *et al.*, 2019). Moreover, microclimate mediates
237 species responses to climate change (De Frenne *et al.*, 2013; Zellweger *et al.*, 2020; see also
238 Bertrand *et al.*, 2016) and land use changes (Christiansen *et al.*, 2022). Thus, incorporating
239 microclimate is crucial for increasing ecological realism in species distribution models (Lembrechts
240 *et al.*, 2019; Haesen *et al. Preprint*), as has been shown in reptiles (Stickley & Fraterrigo, 2023),
241 birds (Massimino *et al.*, 2020), and vascular plants, bryophytes, and lichens (Niittynen & Luoto,
242 2018).

243
244 Microclimate determines species interactions through behavioural, phenological, and
245 ecophysiological mechanisms. For instance, microclimate influences habitat selection of insects
246 (Carnicer *et al.*, 2019; Vives-Ingla *et al.*, 2023) and plant phenology (Kankaanpää *et al.*, 2018), and
247 this can lead to multitrophic-level changes in community structures (Kankaanpää *et al.*, 2020). Forest
248 microclimates modify species interactions by altering phenological responses, chemical defence
249 phenotypes, colonisation, and competitive processes (Greiser *et al.*, 2021; Sanczuk *et al.*, 2021;
250 Willems *et al.*, 2021). Microclimate also determines facilitation; shrubs and cushion plants facilitate
251 seedlings by modifying microclimates (Cavieres *et al.*, 2014; Vega-Álvarez *et al.*, 2019). Overall,
252 facilitation is an important mechanism in extreme ecosystems, especially in deserts and polar
253 deserts, where plants facilitate other organisms by providing shade, dew, and shelter (Bruno *et al.*,
254 2003; Tirado & Pugnaire, 2005; Casanova-Katny & Cavieres, 2012).

255

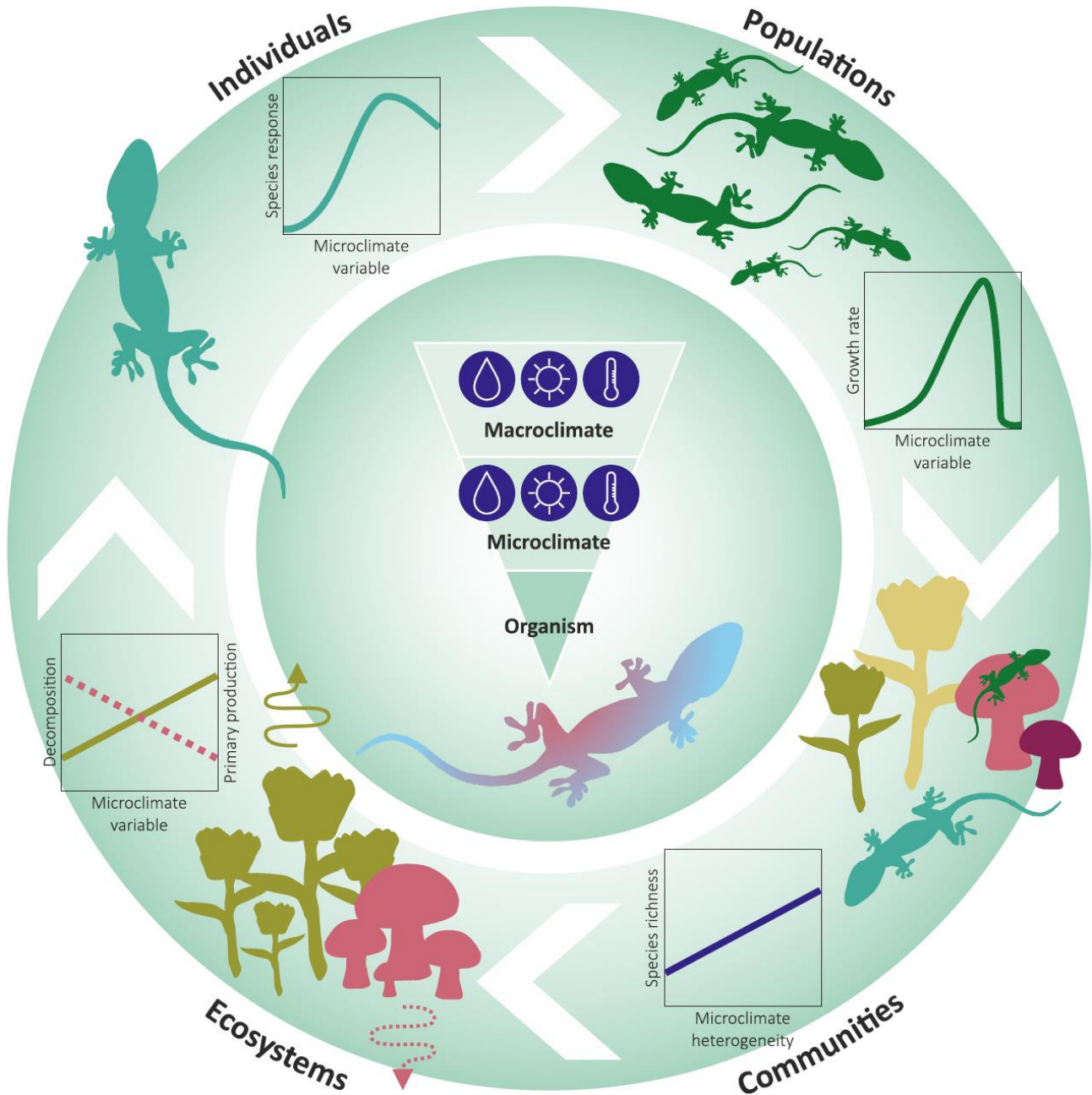
256 **Microclimate controls and creates ecosystems**

257 Microclimate controls ecosystem processes, the most essential of these being the cycles of energy,
258 water, and matter, such as the carbon cycle (Cahoon *et al.*, 2012; Gora *et al.*, 2019; Meeussen *et al.*,
259 2021). Microclimate can regulate litter decomposition (Chen *et al.*, 2018), heterotrophic and
260 autotrophic soil respiration (Fernández-Alonso *et al.*, 2018), and photosynthesis (Poorter *et al.*,
261 2019). Hence, microclimatic temperatures drive biogeochemical cycles, such as greenhouse gas
262 fluxes, and fine-scale moisture conditions determine local methane sinks and sources (Virkkala *et al.*
263 *Preprint*). Overall, microclimates are important to consider in investigating ecosystem processes,
264 since they regulate resources for primary production and regulate many ecosystem functions.

265

266 Microclimates support microrefugia, small ecosystems buffered from climate change. In
267 microrefugia, temporal changes in local temperature, water, and light conditions are smaller than in
268 the surrounding areas (Ashcroft, 2010; Keppel *et al.*, 2012; McLaughlin *et al.*, 2017). Thus,
269 microrefugia can buffer climate change impacts (Morelli *et al.*, 2020), and preserve biodiversity and
270 ecosystem functions (Ashcroft, 2010; Ellis & Eaton, 2021). For instance, microrefugia affect seed
271 survival and plant growth, and can create opportunities for animals to hide, feed, and reproduce

272 (Frey *et al.*, 2016a; Lucid *et al.*, 2021). Microrefugia can be identified using thermal imaging (Hoffrén
 273 & García, 2023), high-resolution gridded microclimate products (*Haesen et al. Preprint*), topographic
 274 data (Ashcroft *et al.*, 2012; Meineri & Hylander, 2017), or exploring disjunct populations (Finocchiario
 275 *et al.*, 2023). Overall, microrefugia are extremely important for maintaining biodiversity under climate
 276 change (Suggitt *et al.*, 2018; Maclean & Early, 2023), and consequently, for nature conservation
 277 (Ackerly *et al.*, 2020; Lembrechts, 2023), and can have the same importance as larger ecosystem
 278 management activities (Thorne *et al.*, 2020).



279
 280
 281 Figure 2. Microclimate investigations in ecology and biogeography. The conceptual figure highlights
 282 that microclimate is the link between macroclimate and the ecophysiology of organisms. We show
 283 examples of how microclimate influences individuals, populations, communities, and ecosystems
 284 and their processes.

285 **Microclimate applications in ecosystem management**

286 Microclimate is pivotal in ecosystem management, especially in the face of climate change (Figure
287 3). The question of how management practices affect microclimates has been discussed for decades
288 (Kraus, 1911; Geiger, 1942b). Similarly, managing microclimates has long been part of land-use
289 practices, especially in agriculture. In agriculture, microclimates can be managed, for example, by
290 planting shade trees for enhancing growing conditions of crops, such as coffee and vanilla (Beer *et al.*,
291 1998; Lin *et al.*, 2008). Microclimate management can help pest management by creating
292 microclimates beneficial for retaining natural enemies (Begg *et al.*, 2017), and planting trees or small
293 forest patches can also benefit agrobiodiversity (Wurz *et al.*, 2022). Overall, more focus has recently
294 been drawn to managing microclimates for mitigating climate change and for promoting and
295 protecting biodiversity.

296

297 **Microclimate management in biodiversity conservation**

298 Microclimate management is crucial for protecting biodiversity under climate change (Greenwood *et al.*,
299 2016) and land use change (Williamson *et al.*, 2021), as it can slow down the perception of the
300 rate of climate change by organisms (Lembrechts, 2023). Microclimate heterogeneity is an indicator
301 of microrefugia (Keppel *et al.*, 2015), and can reduce extinction risks (Moritz & Agudo, 2013; Suggitt
302 *et al.*, 2018). Microclimate heterogeneity can be increased by altering vegetation structure (Curtis &
303 Isaac, 2015; Hylander *et al.*, 2022). Vegetation structure can be modified using silvicultural practices,
304 managing grazing pressure by livestock, and trophic rewilding with wild megafauna (Thers *et al.*,
305 2019; Malhi *et al.*, 2022). For example, beaver constructions buffer microclimates from extreme
306 fluctuations by increasing hydrological connectivity and creating floodplains (Weber *et al.*, 2017;
307 Larsen *et al.*, 2021). Also, elephants, wild boars, horses, and donkeys engineer microclimates by
308 grazing and trampling on vegetation, and modifying topography and water availability (Sandom *et al.*,
309 2013; Lundgren *et al.*, 2021; Gordon *et al.*, 2023). Maintaining and creating microclimate
310 heterogeneity and habitat connectivity is an effective basis for future-proofing ecosystems which
311 increases resilience to climate change (Hylander *et al.*, 2022; Maclean & Early, 2023).

312

313 Microclimate management is used for buffering against gradual environmental change and short-
314 term climate extremes, such as heat waves or droughts, and this increases resistance and enables
315 proactive transformation of managed ecosystems (Brang *et al.*, 2014; Hylander *et al.*, 2022).
316 Proactive transformation considers protection of cool microclimates which promote microrefugia
317 (Schmalholz & Hylander, 2011; Hylander *et al.*, 2022). Microclimate management is constantly
318 evolving (Kermavnar *et al.*, 2020; Thom *et al.*, 2020), and increasingly applied within principles of
319 close-to-nature management (Brang *et al.*, 2014; Hylander *et al.*, 2022). For example, in selective
320 logging the post-logging recovery of forest microclimates can be rapid (Senior *et al.*, 2018; Mollinari
321 *et al.*, 2019). This suggests that, in contrast to clear-cutting, selective-logging can provide timber

322 while maintaining microclimate heterogeneity, if logging rotations allow sufficient space and time for
323 regeneration of understorey vegetation (Menge *et al.*, 2023).

324

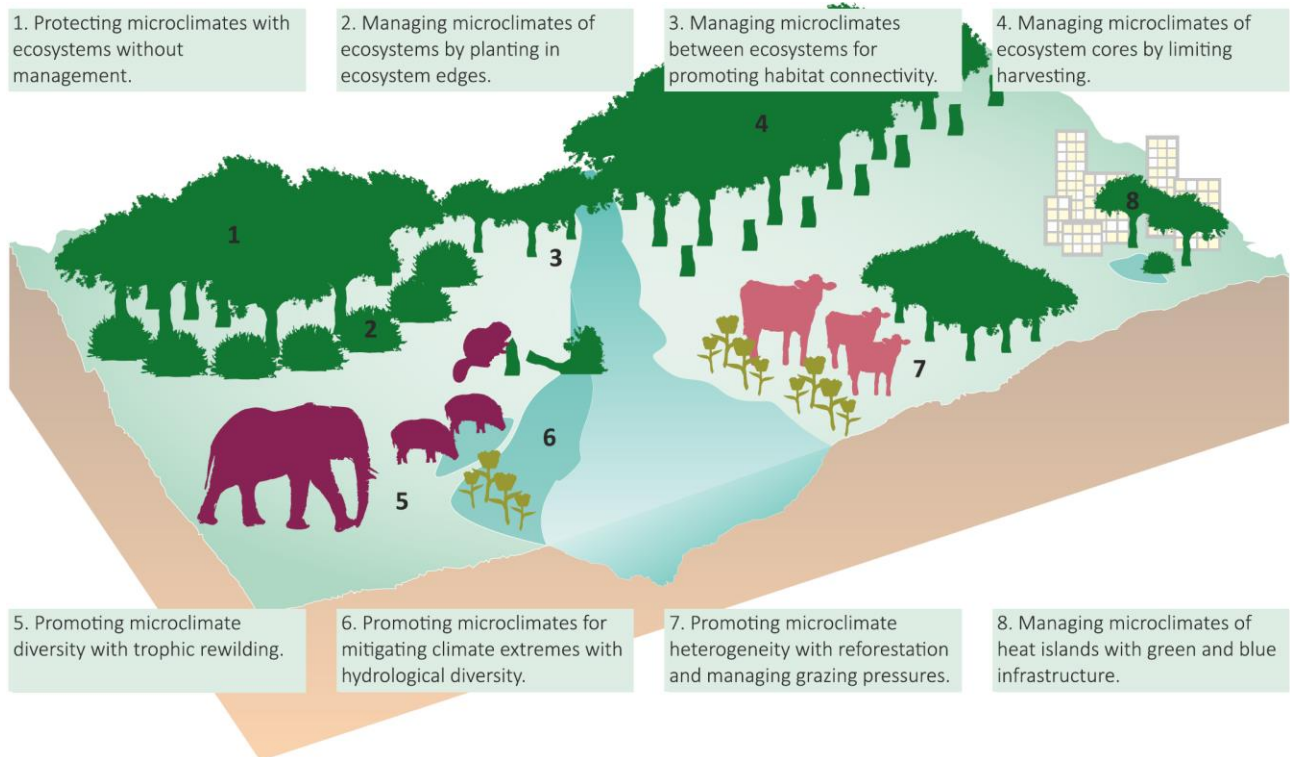
325 **Microclimate management in forestry**

326 Forestry is an excellent example of how ecosystem management affects microclimate heterogeneity
327 (Scheffers *et al.*, 2017; Menge *et al.*, 2023). In forestry, microclimates are managed to reduce insect
328 outbreaks (Kautz *et al.*, 2013), support tree regeneration (Thom *et al.*, 2022), and reduce frost
329 damage (Örlander, 1993). Forest microclimates are affected by the diversity in tree species, forest
330 structures, management practices (e.g., thinning), and distance to forest edge (Geiger, 1942b; Chen
331 *et al.*, 1993; Meeussen *et al.*, 2021). For example, cool and wet microclimates are lost when humid
332 tropical forests are degraded (Senior *et al.*, 2017), even where tree cover remains, such as within
333 tree plantations (Luskin & Potts, 2011) and selectively logged forests (Blonder *et al.*, 2018). This is
334 severe because it decreases the capacity of the forest to buffer climate change impacts and maintain
335 biodiversity (Scheffers *et al.*, 2014). Old-growth forests with diverse microclimatic conditions are
336 especially important for climate change mitigation and biodiversity conservation (Norris *et al.*, 2011;
337 Frey *et al.*, 2016b; Wolf *et al.*, 2021). Knowledge and practices found in forestry can be further
338 applied also in other anthropogenically modified environments.

339

340 **Microclimate management in urban ecology**

341 Increasing recognition of the importance of microclimate has led to a proactive approach also in
342 urban ecology to achieve desired microclimate outcomes (Lai *et al.*, 2019). In urban ecosystems,
343 microclimatic anomalies are driven by the lack of vegetation and abundance of impervious, dark
344 surfaces, which create heat islands (Schwaab *et al.*, 2021; lungman *et al.*, 2023). Urban heat islands
345 have been shown to alter spider behaviour (de Tranaltes *et al.*, 2022), and result in diversity changes
346 in plant, bird, and insect species (Aronson *et al.*, 2014; McGlynn *et al.*, 2019). Management practices
347 can optimise microclimate conditions of urban heat islands by using green and blue infrastructure
348 (Bowler *et al.*, 2010; Lin *et al.*, 2020), which consists of water bodies, green roofs and facades, street
349 trees, and urban forests (Zölch *et al.*, 2016; Taleghani, 2018; Lai *et al.*, 2019). Responses to green
350 infrastructure are taxa-specific, but overall, green infrastructure can significantly benefit urban
351 biodiversity (Filazzola *et al.*, 2019), and also improve human thermal comfort and decrease human
352 heat mortality in cities (Gillerot *et al.*, 2022; lungman *et al.*, 2023).



353

354 Figure 3. Microclimate applications in ecosystem management. The conceptual figure presents
 355 examples of biodiversity conservation, forestry, and urban ecology maintaining and promoting
 356 microclimate heterogeneity for the benefit of biodiversity.

357 **What's next?**

358 In this perspective paper, we showcased that microclimate ecology and biogeography have evolved
 359 into a distinct, global discipline. We highlighted the most substantial recent microclimate advances
 360 at the core of ecology and biogeography. Microclimate science is rooted in environmental biophysics
 361 and has recently experienced a surge of methodological progress, such as in logger autonomy,
 362 measurement accuracy, and computing power allowing advancements in microclimate
 363 investigations and applications. This recent unlocking of microclimatic data and knowledge is
 364 welcomed, as microclimate is inseparable from the physiological constraints of individuals,
 365 populations, communities, and ecosystems. Consequently, microclimate is also critical for
 366 understanding the influence of global change drivers, such as climate and land-use change on
 367 ecology and biogeography. As a result, microclimate science stands at the core of multiple important
 368 applications in ecosystem management, such as biodiversity conservation, forestry, and urban
 369 ecology. Nevertheless, major steps are also ahead for this emerging field to have it reach its full
 370 potential.

371

372 **Knowledge gaps in methods for microclimate science**

373 Methods for microclimate science should aim to achieve a more flexible spatio-temporal scaling of
 374 microclimate data. This entails developing a comprehensive library of gridded microclimate products
 375 that match the scale and extent required in specific research questions. However, pursuing higher

376 resolutions is not valuable in itself in ecological and biogeographical investigations, as the inclusion
377 of microclimate mechanisms, especially those non-linearly related to macroclimate, takes
378 precedence over spatiotemporal resolution (Bennie *et al.*, 2014; Bütikofer *et al.*, 2020). Nonetheless,
379 most existing products lack in at least one dimension, whether it be in spatial or temporal resolution,
380 and/or mechanistic proximity. Enhancing these dimensions can be accomplished by integrating open
381 access data platforms for in-situ data, such as the SoilTemp database (Lembrechts *et al.*, 2020),
382 gridded microclimate products generated for example through fusion with remote sensing and
383 macroclimate products, such as CHELSA or WorldClim (Haesen *et al.*, 2023), and increased
384 efficiency and scalability of mechanistic microclimate models (Maclean & Klinges, 2021).

385
386 Importantly, microclimate data should evolve from stationary to dynamic products (Kearney *et al.*,
387 2020). For instance, future microclimatic data is largely lacking, since the currently available
388 microclimate datasets with a broad spatial extent only provide bioclimatic variables for the present
389 (Lembrechts *et al.*, 2022; Haesen *et al.*, 2023). Ideally, datasets would also capture microclimate in
390 all three dimensions of space. Ultimately, predictors used for modelling microclimate should be
391 advanced to accommodate this progress (e.g., land-use change scenarios).

392
393 Integrating microclimate-vegetation feedback into global change biology is an important avenue
394 (Bonan *et al.*, 2021). This could be further developed by coupling airborne laser scanning based
395 single tree-delineation methods with radiative transfer and microclimate models (Webster *et al.*,
396 2020). This would allow for spatially extensive and explicit simulations of microclimate dynamics
397 under, for instance, different management regimes, natural disturbance dynamics, or climate
398 scenarios.

399 400 **Knowledge gaps in microclimate investigations in ecology and biogeography**

401 The mismatches between macroclimate and microclimate should be considered when predicting
402 responses of organisms to climate change (Liancourt *et al.*, 2020; Zellweger *et al.*, 2020). It is crucial
403 to understand the influence of microclimate on organisms under climate change, but there are many
404 remaining unknowns. This would require measuring and modelling the effects of all different
405 microclimatic conditions that influence a given organism and its functions (Kemppinen & Niittynen,
406 2022). This could, for example, be achieved by coupling observational approaches with experiments,
407 which would allow understanding the climatic optima and tolerance levels of the organism (Ripley *et al.*
408 *et al.*, 2020; Vandvik *et al.*, 2020). Also, mobile organisms can move between microclimates in search
409 of more suitable conditions (Frey *et al.*, 2016a; Kim *et al.*, 2022), however, more investigation is
410 needed to understand which organisms exploit microrefugia under climate change and why.

411
412 Microclimate is increasingly incorporated into ecological and biogeographical questions at local to
413 regional extents (De Frenne *et al.*, 2021), but questions of continental or global extents are rare (but
414 see e.g., Risch *et al.*, 2023; Haesen *et al. Preprint*). Incorporating the principles and approaches of

415 microclimate science into studies beyond local extents would call for improved global data
416 integration. This would also require the harmonisation of measurement methods and increased
417 monitoring of remote, undersampled areas and ecosystems, such as tropics, deserts and tundra.
418 The first is partly hindered by lack of standard guidelines that would increase comparability of
419 microclimate data (Maclean *et al.*, 2021), and the latter by the cost of microclimate sensors which is
420 not globally accessible (Nuñez *et al.*, 2021). However, some microclimate products, such as models
421 of soil and near-surface temperatures, have recently become openly available at continental and
422 global extents (Haesen *et al.*, 2021; Lembrechts *et al.*, 2022).

423

424 Microclimate investigations on larger organisms and above-ground systems are plentiful, whereas,
425 more research is needed on microclimate relationships of microorganisms and below-ground
426 organisms and ecosystem processes. However, investigations in soil ecology are partly hindered
427 due to a lack of high-resolution data on belowground microclimates (Eisenhauer *et al.*, 2022).
428 Moreover, microclimate ecology and biogeography is currently focused on terrestrial ecosystems,
429 and therefore, more efforts should be directed towards compiling data to study microclimates of
430 aquatic ecosystems, such as freshwater, riparian, coastal, and marine ecosystems.

431

432 **Knowledge gaps in microclimate applications in ecosystem management**

433 More evidence is needed on the outcomes of microclimate management. This evidence should show
434 when and where microclimate management is required for promoting and protecting biodiversity
435 (Ellis, 2020; Tinya *et al.*, 2021). Currently, the evidence for microclimate management to build
436 climate-resilient ecosystems is often theoretical (Morelli *et al.*, 2020; Hylander *et al.*, 2022), and
437 therefore, additional data could strengthen these links.

438

439 There is a need for identifying general patterns of microclimate-organism relationships across and
440 within ecosystems (Kemppinen *et al.*, 2021a). For example, what makes microclimates act as
441 microrefugia varies by site, by species, and potentially by life stage, each depending on different
442 spatiotemporal factors and scales (Caron *et al.*, 2021; Greiser *et al.*, 2022). Thus, not all microrefugia
443 are equally valuable for protecting biodiversity (Hylander *et al.*, 2015).

444

445 Microclimate science can be used beyond ecology and biogeography. This could lead to new
446 knowledge and applications in microclimate ecology and urban ecology (Roman *et al.*, 2021;
447 lungman *et al.*, 2023), microclimate biogeography and agriculture (Gardner *et al.*, 2021), and
448 microclimate biogeography and health geography (Wong & Jim, 2017; Wimberly *et al.*, 2020).
449 Microclimate science can be used to address major societal challenges, such as health and well-
450 being (Jenerette *et al.*, 2016; Gillerot *et al.*, 2022), green energy efficiency (Shafique *et al.*, 2020),
451 and socioeconomic injustice (Yin *et al.*, 2023). By embracing interdisciplinarity, microclimate science
452 can be exploited in solving these crucial issues for an ecologically and socioeconomically sustainable
453 future.

454

455 We have demonstrated that endeavours in microclimate ecology and biogeography are worthwhile,
456 and will provide many new avenues for future research. The constantly evolving methods for
457 microclimate science open new possibilities in the investigations of microclimate-organism
458 relationships that can be further applied into ecosystem management, such as biodiversity
459 conservation. We hope to have inspired fellow ecologists and biogeographers to find more ways to
460 increase the awareness of microclimate and its importance in our fields and beyond.

461 Reference list

- 462 Aalto, J., Tyystjärvi, V., Niittynen, P., Kemppinen, J., Rissanen, T., Gregow, H. & Luoto, M. (2022)
463 Microclimate temperature variations from boreal forests to the tundra. *Agricultural and Forest*
464 *Meteorology*, **323**, 109037.
- 465 Ackerly, D.D., Kling, M.M., Clark, M.L., Papper, P., Oldfather, M.F., Flint, A.L. & Flint, L.E. (2020)
466 Topoclimates, refugia, and biotic responses to climate change. *Frontiers in ecology and the*
467 *environment*, **18**, 288–297.
- 468 Aronson, M.F.J., La Sorte, F.A., Nilon, C.H., Katti, M., Goddard, M.A., Lepczyk, C.A., Warren, P.S.,
469 Williams, N.S.G., Cilliers, S., Clarkson, B., Dobbs, C., Dolan, R., Hedblom, M., Klotz, S.,
470 Kooijmans, J.L., Kühn, I., Macgregor-Fors, I., McDonnell, M., Mörtberg, U., Pysek, P., Siebert,
471 S., Sushinsky, J., Werner, P. & Winter, M. (2014) A global analysis of the impacts of
472 urbanization on bird and plant diversity reveals key anthropogenic drivers. *Proceedings.*
473 *Biological sciences / The Royal Society*, **281**, 20133330.
- 474 Ashcroft, M.B. (2010) Identifying refugia from climate change. *Journal of biogeography*, no–no.
- 475 Ashcroft, M.B., Chisholm, L.A. & French, K.O. (2009) Climate change at the landscape scale:
476 predicting fine-grained spatial heterogeneity in warming and potential refugia for vegetation.
477 *Global change biology*, **15**, 656–667.
- 478 Ashcroft, M.B., Gollan, J.R., Warton, D.I. & Ramp, D. (2012) A novel approach to quantify and
479 locate potential microrefugia using topoclimate, climate stability, and isolation from the matrix.
480 *Global change biology*, **18**, 1866–1879.
- 481 Baker, E., Harper, A.B., Williamson, D. & Challenor, P. (2022) Emulation of high-resolution land
482 surface models using sparse Gaussian processes with application to JULES. *Geoscientific*
483 *Model Development*, **15**, 1913–1929.
- 484 Båserud, L., Reuder, J., Jonassen, M.O., Bonin, T.A., Chilson, P.B., Jiménez, M.A. & Durand, P.
485 (2020) Potential and limitations in estimating sensible-heat-flux profiles from consecutive
486 temperature profiles using remotely-piloted aircraft systems. *Boundary - layer meteorology*,
487 **174**, 145–177.
- 488 Basham, E.W., Baecher, J.A., Klinges, D.H. & Scheffers, B.R. (2023) Vertical stratification patterns
489 of tropical forest vertebrates: a meta-analysis. *Biological reviews of the Cambridge*
490 *Philosophical Society*, **98**, 99–114.
- 491 Baudier, K.M., D'Amelio, C.L., Malhotra, R., O'Connor, M.P. & O'Donnell, S. (2018) Extreme
492 Insolation: Climatic Variation Shapes the Evolution of Thermal Tolerance at Multiple Scales.
493 *The American naturalist*, **192**, 347–359.
- 494 Baum, W.A. & Court, A. (1949) Research status and needs in microclimatology. *Transactions,*
495 *American Geophysical Union*, **30**, 488.
- 496 Beer, J., Muschler, R., Kass, D. & Somarriba, E. (1998) Shade management in coffee and cacao
497 plantations. *Directions in Tropical Agroforestry Research*, 139–164.
- 498 Begg, G.S., Cook, S.M., Dye, R., Ferrante, M., Franck, P., Lavigne, C., Lövei, G.L., Mansion-
499 Vaquie, A., Pell, J.K., Petit, S., Quesada, N., Ricci, B., Wratten, S.D. & Birch, A.N.E. (2017) A
500 functional overview of conservation biological control. *Crop protection*, **97**, 145–158.
- 501 Bennie, J., Wilson, R.J., MacLean, I.M.D. & Suggitt, A.J. (2014) Seeing the woods for the trees--
502 when is microclimate important in species distribution models? *Global change biology*, **20**,
503 2699–2700.
- 504 Bert, D., Lebourgeois, F., Adib, O., Ducousso, A., Ogée, J. & Hampe, A. (2022) Past and future

- 505 radial growth and water-use efficiency of *Fagus sylvatica* and *Quercus robur* in a long-term
506 climate refugium. *Dendrochronologia*, **72**, 125939.
- 507 Bertrand, R., Riofrío-Dillon, G., Lenoir, J., Drapier, J., de Ruffray, P., Gégout, J.-C. & Loreau, M.
508 (2016) Ecological constraints increase the climatic debt in forests. *Nature communications*, **7**,
509 12643.
- 510 Besard, T., Foket, C. & De Sutter, B. (2019) Effective Extensible Programming: Unleashing Julia
511 on GPUs. *IEEE Transactions on Parallel and Distributed Systems*, **30**, 827–841.
- 512 Bezanson, J., Chen, J., Chung, B., Karpinski, S., Shah, V.B., Vitek, J. & Zoubritzky, L. (2018) Julia:
513 dynamism and performance reconciled by design. *Proceedings of the ACM on Programming
514 Languages*, **2**, 1–23.
- 515 Blonder, B., Both, S., Coomes, D.A., Elias, D., Jucker, T., Kvasnica, J., Majalap, N., Malhi, Y.S.,
516 Milodowski, D., Riutta, T. & Svátek, M. (2018) Extreme and Highly Heterogeneous
517 Microclimates in Selectively Logged Tropical Forests. *Frontiers in Forests and Global Change*,
518 **1**.
- 519 Bonan, G.B., Patton, E.G., Finnigan, J.J., Baldocchi, D.D. & Harman, I.N. (2021) Moving beyond
520 the incorrect but useful paradigm: reevaluating big-leaf and multilayer plant canopies to model
521 biosphere-atmosphere fluxes – a review. *Agricultural and Forest Meteorology*, **306**, 108435.
- 522 Bowler, D.E., Buyung-Ali, L., Knight, T.M. & Pullin, A.S. (2010) Urban greening to cool towns and
523 cities: A systematic review of the empirical evidence. *Landscape and urban planning*, **97**, 147–
524 155.
- 525 Bramer, I., Anderson, B.J., Bennie, J., Bladon, A.J., De Frenne, P., Hemming, D., Hill, R.A.,
526 Kearney, M.R., Körner, C., Korstjens, A.H., Lenoir, J., Maclean, I.M.D., Marsh, C.D.,
527 Morecroft, M.D., Ohlemüller, R., Slater, H.D., Suggitt, A.J., Zellweger, F. & Gillingham, P.K.
528 (2018) *Advances in monitoring and modelling climate at ecologically relevant scales. Next
529 Generation Biomonitoring: Part 1* Advances in ecological research., pp. 101–161. Elsevier.
- 530 Brang, P., Spathelf, P., Larsen, J.B., Bauhus, J., Boncina, A., Chauvin, C., Drossler, L., Garcia-
531 Guemes, C., Heiri, C., Kerr, G., Lexer, M.J., Mason, B., Mohren, F., Muhlethaler, U.,
532 Nocentini, S. & Svoboda, M. (2014) Suitability of close-to-nature silviculture for adapting
533 temperate European forests to climate change. *Forestry*, **87**, 492–503.
- 534 Briscoe, N.J., Morris, S.D., Mathewson, P.D., Buckley, L.B., Jusup, M., Levy, O., Maclean, I.M.D.,
535 Pincebourde, S., Riddell, E.A., Roberts, J.A., Schouten, R., Sears, M.W. & Kearney, M.R.
536 (2023) Mechanistic forecasts of species responses to climate change: The promise of
537 biophysical ecology. *Global change biology*, **29**, 1451–1470.
- 538 Brower, L.P., Williams, E.H., Fink, L.S., Slayback, D.A., Ramírez, M.I., García, M.V.L., Zubieta,
539 R.R., Weiss, S.B., Calvert, W.H. & Zuchowski, W. (2011) Overwintering clusters of the
540 monarch butterfly coincide with the least hazardous vertical temperatures in the oyamel forest.
541 *Journal of the Lepidopterists' Society*, **65**, 27–46.
- 542 Bruno, J.F., Stachowicz, J.J. & Bertness, M.D. (2003) Inclusion of facilitation into ecological theory.
543 *Trends in ecology & evolution*, **18**, 119–125.
- 544 Bujan, J., Yanoviak, S.P. & Kaspari, M. (2016) Desiccation resistance in tropical insects: causes
545 and mechanisms underlying variability in a Panama ant community. *Ecology and evolution*, **6**,
546 6282–6291.
- 547 Bütikofer, L., Anderson, K., Bebbler, D.P., Bennie, J.J., Early, R.I. & Maclean, I.M.D. (2020) The
548 problem of scale in predicting biological responses to climate. *Global change biology*, **26**,
549 6657–6666.
- 550 Cahoon, S.M.P., Sullivan, P.F., Shaver, G.R., Welker, J.M., Post, E. & Holyoak, M. (2012)
551 Interactions among shrub cover and the soil microclimate may determine future Arctic carbon
552 budgets. *Ecology letters*, **15**, 1415–1422.
- 553 Calders, K., Adams, J., Armston, J., Bartholomeus, H., Bauwens, S., Bentley, L.P., Chave, J.,
554 Danson, F.M., Demol, M., Disney, M., Gaulton, R., Krishna Moorthy, S.M., Levick, S.R.,
555 Saarinen, N., Schaaf, C., Stovall, A., Terry, L., Wilkes, P. & Verbeeck, H. (2020) Terrestrial
556 laser scanning in forest ecology: Expanding the horizon. *Remote sensing of environment*, **251**,
557 112102.
- 558 Carnicer, J., Stefanescu, C., Vives-Inglá, M., López, C., Cortizas, S., Wheat, C., Vila, R., Llusà, J.
559 & Peñuelas, J. (2019) Phenotypic biomarkers of climatic impacts on declining insect
560 populations: A key role for decadal drought, thermal buffering and amplification effects and
561 host plant dynamics. *The Journal of animal ecology*, **88**, 376–391.
- 562 Caron, M.M., Zellweger, F., Verheyen, K., Baeten, L., Hédli, R., Bernhardt-Römermann, M., Berki,

- 563 I., Brunet, J., Decocq, G., Díaz, S., Dirnböck, T., Durak, T., Heinken, T., Jaroszewicz, B.,
564 Kopecký, M., Lenoir, J., Macek, M., Malicki, M., Máliš, F., Nagel, T.A., Perring, M.P., Petřík,
565 P., Reczyńska, K., Pielech, R., Schmidt, W., Świerkosz, K., Teleki, B., Wulf, M. & De Frenne,
566 P. (2021) Thermal differences between juveniles and adults increased over time in European
567 forest trees. *The Journal of ecology*, **109**, 3944–3957.
- 568 Casanova-Katny, A. M. & Cavieres, L.A. (2012) Antarctic moss carpets facilitate growth of
569 *Deschampsia antarctica* but not its survival. *Polar biology*, **35**, 1869–1878.
- 570 Cavieres, L.A., Brooker, R.W., Butterfield, B.J., Cook, B.J., Kikvidze, Z., Lortie, C.J., Michalet, R.,
571 Pugnaire, F.I., Schöb, C., Xiao, S., Anthelme, F., Björk, R.G., Dickinson, K.J.M., Cranston,
572 B.H., Gavilán, R., Gutiérrez-Girón, A., Kanka, R., Maalouf, J.-P., Mark, A.F., Noroozi, J.,
573 Parajuli, R., Phoenix, G.K., Reid, A.M., Ridenour, W.M., Rixen, C., Wipf, S., Zhao, L.,
574 Escudero, A., Zaitchik, B.F., Lingua, E., Aschehoug, E.T. & Callaway, R.M. (2014) Facilitative
575 plant interactions and climate simultaneously drive alpine plant diversity. *Ecology letters*, **17**,
576 193–202.
- 577 Chen, J., Franklin, J.F. & Spies, T.A. (1993) Contrasting microclimates among clearcut, edge, and
578 interior of old-growth Douglas-fir forest. *Agricultural and Forest Meteorology*, **63**, 219–237.
- 579 Chen, Y., Liu, Y., Zhang, J., Yang, W., He, R. & Deng, C. (2018) Microclimate exerts greater
580 control over litter decomposition and enzyme activity than litter quality in an alpine forest-
581 tundra ecotone. *Scientific reports*, **8**, 14998.
- 582 Christiansen, D.M., Iversen, L.L., Ehrlén, J. & Hylander, K. (2022) Changes in forest structure drive
583 temperature preferences of boreal understorey plant communities. *The Journal of ecology*,
584 **110**, 631–643.
- 585 Curtis, R.J. & Isaac, N.J.B. (2015) The effect of temperature and habitat quality on abundance of
586 the Glanville fritillary on the Isle of Wight: implications for conservation management in a
587 warming climate. *Journal of Insect Conservation*, **19**, 217–225.
- 588 De Frenne, P., Lenoir, J., Luoto, M., Scheffers, B.R., Zellweger, F., Aalto, J., Ashcroft, M.B.,
589 Christiansen, D.M., Decocq, G., De Pauw, K., Govaert, S., Greiser, C., Gril, E., Hampe, A.,
590 Jucker, T., Klings, D.H., Koelmeijer, I.A., Lembrechts, J.J., Marrec, R., Meeussen, C., Ogée,
591 J., Tyystjärvi, V., Vangansbeke, P. & Hylander, K. (2021) Forest microclimates and climate
592 change: Importance, drivers and future research agenda. *Global change biology*, **27**, 2279–
593 2297.
- 594 De Frenne, P., Rodríguez-Sánchez, F., Coomes, D.A., Baeten, L., Verstraeten, G., Vellend, M.,
595 Bernhardt-Römermann, M., Brown, C.D., Brunet, J., Cornelis, J., Decocq, G.M., Dierschke, H.,
596 Eriksson, O., Gilliam, F.S., Hédli, R., Heinken, T., Hermy, M., Hommel, P., Jenkins, M.A., Kelly,
597 D.L., Kirby, K.J., Mitchell, F.J.G., Naaf, T., Newman, M., Peterken, G., Petřík, P., Schultz, J.,
598 Sonnier, G., Van Calster, H., Waller, D.M., Walther, G.-R., White, P.S., Woods, K.D., Wulf, M.,
599 Graae, B.J. & Verheyen, K. (2013) Microclimate moderates plant responses to macroclimate
600 warming. *Proceedings of the National Academy of Sciences of the United States of America*,
601 **110**, 18561–18565.
- 602 Delgado-Baquerizo, M., Maestre, F.T., Eldridge, D.J., Bowker, M.A., Jeffries, T.C. & Singh, B.K.
603 (2018) Biocrust-forming mosses mitigate the impact of aridity on soil microbial communities in
604 drylands: observational evidence from three continents. *The New phytologist*, **220**, 824–835.
- 605 Dietze, M.C., Thomas, R.Q., Peters, J., Boettiger, C., Shiklomanov, A.N. & Ashander, J. (2021) A
606 community convention for ecological forecasting: output files and metadata.
- 607 Disney, M. (2019) Terrestrial LiDAR: a three-dimensional revolution in how we look at trees. *The*
608 *New phytologist*, **222**, 1736–1741.
- 609 Dressaire, E., Yamada, L., Song, B. & Roper, M. (2016) Mushrooms use convectively created
610 airflows to disperse their spores. *Proceedings of the National Academy of Sciences of the*
611 *United States of America*, **113**, 2833–2838.
- 612 Duffy, J.P., Anderson, K., Fawcett, D., Curtis, R.J. & Maclean, I.M.D. (2021) Drones provide spatial
613 and volumetric data to deliver new insights into microclimate modelling. *Landscape ecology*,
614 **36**, 685–702.
- 615 Eisenhauer, N., Bender, S.F., Calderón-Sanou, I., de Vries, F.T., Lembrechts, J.J., Thuiller, W.,
616 Wall, D.H., Zeiss, R., Bahram, M., Beugnon, R., Burton, V.J., Crowther, T.W., Delgado-
617 Baquerizo, M., Geisen, S., Kardol, P., Krashevskaya, V., Martínez-Muñoz, C.A., Patoine, G.,
618 Seeber, J., Soudzilovskaia, N.A., Steinwandter, M., Sünemann, M., Sun, X., van der Heijden,
619 M.G.A., Guerra, C.A. & Potapov, A. (2022) Frontiers in soil ecology—Insights from the World
620 Biodiversity Forum 2022. *Journal of Sustainable Agriculture and Environment*, **1**, 245–261.

- 621 Ellis, C.J. (2020) Microclimatic refugia in riparian woodland: A climate change adaptation strategy.
622 *Forest ecology and management*, **462**, 118006.
- 623 Ellis, C.J. & Eaton, S. (2021) Climate change refugia: landscape, stand and tree-scale
624 microclimates in epiphyte community composition. *Lichenologist*, **53**, 135–148.
- 625 Faye, E., Rebaudo, F., Yáñez-Cajo, D., Cauvy-Fraunié, S. & Dangles, O. (2016) A toolbox for
626 studying thermal heterogeneity across spatial scales: from unmanned aerial vehicle imagery to
627 landscape metrics. *Methods in ecology and evolution / British Ecological Society*, **7**, 437–446.
- 628 Fernández-Alonso, M.J., Díaz-Pinés, E., Ortiz, C. & Rubio, A. (2018) Disentangling the effects of
629 tree species and microclimate on heterotrophic and autotrophic soil respiration in a
630 Mediterranean ecotone forest. *Forest ecology and management*, **430**, 533–544.
- 631 Filazzola, A., Shrestha, N. & MacIvor, J.S. (2019) The contribution of constructed green
632 infrastructure to urban biodiversity: A synthesis and meta-analysis. *The Journal of applied
633 ecology*, **56**, 2131–2143.
- 634 Finocchiaro, M., Médail, F., Saatkamp, A., Diadema, K., Pavon, D. & Meineri, E. (2023) Bridging
635 the gap between microclimate and microrefugia: A bottom-up approach reveals strong climatic
636 and biological offsets. *Global change biology*, **29**, 1024–1036.
- 637 Frey, S.J.K., Hadley, A.S. & Betts, M.G. (2016a) Microclimate predicts within-season distribution
638 dynamics of montane forest birds. *Diversity & distributions*, **22**, 944–959.
- 639 Frey, S.J.K., Hadley, A.S., Johnson, S.L., Schulze, M., Jones, J.A. & Betts, M.G. (2016b) Spatial
640 models reveal the microclimatic buffering capacity of old-growth forests. *Science advances*, **2**,
641 e1501392.
- 642 Gardner, A.S., Maclean, I.M.D., Gaston, K.J. & Bütikofer, L. (2021) Forecasting future crop
643 suitability with microclimate data. *Agricultural systems*, **190**, 103084.
- 644 Geiger, R. (1942a) *Der Strahlungsumsatz in der bodennahen Luftschicht. Das Klima der
645 bodennahen Luftschicht*, pp. 48–53. Vieweg+Teubner Verlag, Wiesbaden.
- 646 Geiger, R. (1942b) *Der Strahlungsumsatz in der bodennahen Luftschicht. Das Klima der
647 bodennahen Luftschicht*, pp. 48–53. Vieweg+Teubner Verlag, Wiesbaden.
- 648 Geiger, R. (1951) *Microclimatology. Compendium of Meteorology*, pp. 993–1003. American
649 Meteorological Society, Boston, MA.
- 650 Gillerot, L., Landuyt, D., Oh, R., Chow, W., Haluza, D., Ponette, Q., Jactel, H., Bruelheide, H.,
651 Jaroszewicz, B., Scherer-Lorenzen, M., De Frenne, P., Muys, B. & Verheyen, K. (2022) Forest
652 structure and composition alleviate human thermal stress. *Global change biology*, **28**, 7340–
653 7352.
- 654 Goodwin, K.J.A. & Brown, C.D. (2023) Integrating demographic niches and black spruce range
655 expansion at subarctic treelines. *Oecologia*, **201**, 19–29.
- 656 Gora, E.M., Lucas, J.M. & Yanoviak, S.P. (2019) Microbial composition and wood decomposition
657 rates vary with microclimate from the ground to the canopy in a tropical forest. *Ecosystems*,
658 **22**, 1206–1219.
- 659 Gordon, C.E., Greve, M., Henley, M., Bedetti, A., Allin, P. & Svenning, J.-C. (2023) Elephant
660 rewilding affects landscape openness and fauna habitat across a 92-year period. *Ecological
661 applications: a publication of the Ecological Society of America*, e2810.
- 662 Graae, B.J., Nystuen, K.O., Vandvik, V. & Eycott, A.E. (2022) *Effects of climate change on
663 regeneration of plants from seeds in boreal, subarctic, and subalpine regions. Plant
664 Regeneration from Seeds*, pp. 19–32. Elsevier.
- 665 Greenwood, O., Mossman, H.L., Suggitt, A.J., Curtis, R.J. & Maclean, I.M.D. (2016) Using
666 management to conserve biodiversity under climate change. *The Journal of applied ecology*,
667 **53**, 885–894.
- 668 Greiser, C., Ehrlén, J., Luoto, M., Meineri, E., Merinero, S., Willman, B. & Hylander, K. (2021)
669 Warm range margin of boreal bryophytes and lichens not directly limited by temperatures.
670 *Journal of Ecology*, **109**, 3724–3736.
- 671 Greiser, C., Meineri, E., Luoto, M., Ehrlén, J. & Hylander, K. (2018) Monthly microclimate models in
672 a managed boreal forest landscape. *Agricultural and Forest Meteorology*, **250-251**, 147–158.
- 673 Greiser, C., von Schmalensee, L., Lindestad, O., Gotthard, K. & Lehmann, P. (2022) Microclimatic
674 variation affects developmental phenology, synchrony and voltinism in an insect population.
675 *Functional ecology*, **36**, 3036–3048.
- 676 Haesen, S., Lenoir, J., Gril, E., De Frenne, P., Lembrechts, J., Kopecký, M., Macek, M., Man, M.,
677 Wild, J., and Van Meerbeek, K. (Preprint). Uncovering the hidden niche: incorporating
678 microclimate temperature into species distribution models. <https://doi.org/10.32942/X21600>

- 679 Haesen, S., Lembrechts, J.J., De Frenne, P., Lenoir, J., Aalto, J., Ashcroft, M.B., Kopecký, M.,
680 Luoto, M., Maclean, I., Nijs, I., Niittynen, P., van den Hoogen, J., Arriga, N., Brůna, J.,
681 Buchmann, N., Čiliak, M., Collalti, A., De Lombaerde, E., Descombes, P., Gharun, M., Goded,
682 I., Govaert, S., Greiser, C., Grelle, A., Gruening, C., Hederová, L., Hylander, K., Kreyling, J.,
683 Kruijt, B., Macek, M., Máliš, F., Man, M., Manca, G., Matula, R., Meeussen, C., Merinero, S.,
684 Minerbi, S., Montagnani, L., Muffler, L., Ogaya, R., Penuelas, J., Plichta, R., Portillo-Estrada,
685 M., Schmeddes, J., Shekhar, A., Spicher, F., Ujházyová, M., Vangansbeke, P., Weigel, R.,
686 Wild, J., Zellweger, F. & Van Meerbeek, K. (2023) ForestClim —Bioclimatic variables for
687 microclimate temperatures of European forests. *Global change biology*.
- 688 Haesen, S., Lembrechts, J.J., De Frenne, P., Lenoir, J., Aalto, J., Ashcroft, M.B., Kopecký, M.,
689 Luoto, M., Maclean, I., Nijs, I., Niittynen, P., van den Hoogen, J., Arriga, N., Brůna, J.,
690 Buchmann, N., Čiliak, M., Collalti, A., De Lombaerde, E., Descombes, P., Gharun, M., Goded,
691 I., Govaert, S., Greiser, C., Grelle, A., Gruening, C., Hederová, L., Hylander, K., Kreyling, J.,
692 Kruijt, B., Macek, M., Máliš, F., Man, M., Manca, G., Matula, R., Meeussen, C., Merinero, S.,
693 Minerbi, S., Montagnani, L., Muffler, L., Ogaya, R., Penuelas, J., Plichta, R., Portillo-Estrada,
694 M., Schmeddes, J., Shekhar, A., Spicher, F., Ujházyová, M., Vangansbeke, P., Weigel, R.,
695 Wild, J., Zellweger, F. & Van Meerbeek, K. (2021) ForestTemp - Sub-canopy microclimate
696 temperatures of European forests. *Global change biology*, **27**, 6307–6319.
- 697 Heinonen, M., Anagnostou, M., Bartolo, J., Bell, S., Benyon, R., Bergerud, R.A., Bojkovski, J.,
698 Böse, N., Dinu, C., Smorgon, D., Flakiewicz, K., Martin, M.J., Nediaikov, S., Nielsen, M.B.,
699 Oğuz Aytakin, S., Otych, J., Pedersen, M., Rujan, M., Testa, N., Turzó-András, E., Vilbaste, M.
700 & White, M. (2014) Comparison of air temperature calibrations. *International journal of*
701 *thermophysics*, **35**, 1251–1272.
- 702 Hijmans, R.J., Cameron, S.E., Parra, J.L., Jones, P.G. & Jarvis, A. (2005) Very high resolution
703 interpolated climate surfaces for global land areas. *International Journal of Climatology*, **25**,
704 1965–1978.
- 705 Hoffrén, R. & García, M.B. (2023) Thermal unmanned aerial vehicles for the identification of
706 microclimatic refugia in topographically complex areas. *Remote sensing of environment*, **286**,
707 113427.
- 708 Hylander, K., Ehrlén, J., Luoto, M. & Meineri, E. (2015) Microrefugia: Not for everyone. *Ambio*, **44**
709 **Suppl 1**, S60–8.
- 710 Hylander, K., Greiser, C., Christiansen, D.M. & Koelemeijer, I.A. (2022) Climate adaptation of
711 biodiversity conservation in managed forest landscapes. *Conservation biology: the journal of*
712 *the Society for Conservation Biology*, **36**, e13847.
- 713 lungman, T., Cirach, M., Marando, F., Barboza, E.P., Khomenko, S., Masselot, P., Quijal-
714 Zamorano, M., Mueller, N., Gasparrini, A., Urquiza, J., Heris, M., Thondoo, M. &
715 Nieuwenhuijsen, M. (2023) Cooling cities through urban green infrastructure: a health impact
716 assessment of European cities. *The Lancet*, **0**.
- 717 Jenerette, G.D., Harlan, S.L., Buyantuev, A., Stefanov, W.L., Delet-Barreto, J., Ruddell, B.L.,
718 Myint, S.W., Kaplan, S. & Li, X. (2016) Micro-scale urban surface temperatures are related to
719 land-cover features and residential heat related health impacts in Phoenix, AZ USA.
720 *Landscape ecology*, **31**, 745–760.
- 721 J., N.K. & N., K.J. (1922) Weather Prediction by Numerical Process. By Lewis F. Richardson. xi
722 231 pp. 4to. Diagrams. 30s. net. 1922. (Cambridge University Press.). *The Mathematical*
723 *Gazette*, **11**, 125–127.
- 724 Jonas, T., Webster, C., Mazzotti, G. & Malle, J. (2020) HPEval: A canopy shortwave radiation
725 transmission model using high-resolution hemispherical images. *Agricultural and Forest*
726 *Meteorology*, **284**, 107903.
- 727 Jones, J.C. & Oldroyd, B.P. (2006) *Nest Thermoregulation in Social Insects*. *Advances in Insect*
728 *Physiology* Advances in insect physiology., pp. 153–191. Elsevier.
- 729 Kankaanpää, T., Skov, K., Abrego, N., Lund, M., Schmidt, N.M. & Roslin, T. (2018) Spatiotemporal
730 snowmelt patterns within a high Arctic landscape, with implications for flora and fauna. *Arctic,*
731 *antarctic, and alpine research*, **50**, e1415624.
- 732 Kankaanpää, T., Vesterinen, E., Hardwick, B., Schmidt, N.M., Andersson, T., Aspholm, P.E.,
733 Barrio, I.C., Beckers, N., Bêty, J., Birkemoe, T., DeSiervo, M., Drotos, K.H.I., Ehrich, D., Gilg,
734 O., Gilg, V., Hein, N., Høye, T.T., Jakobsen, K.M., Jodouin, C., Jorna, J., Kozlov, M.V.,
735 Kresse, J.-C., Leandri-Breton, D.-J., Lecomte, N., Loonen, M., Marr, P., Monckton, S.K.,
736 Olsen, M., Otis, J.-A., Pyle, M., Roos, R.E., Raundrup, K., Rozhkova, D., Sabard, B., Sokolov,

- 737 A., Sokolova, N., Solecki, A.M., Urbanowicz, C., Villeneuve, C., Vyguzova, E., Zverev, V. &
738 Roslin, T. (2020) Parasitoids indicate major climate-induced shifts in arctic communities.
739 *Global change biology*, **26**, 6276–6295.
- 740 Kaspari, M., Clay, N.A., Lucas, J., Revzen, S., Kay, A. & Yanoviak, S.P. (2016) Thermal adaptation
741 and phosphorus shape thermal performance in an assemblage of rainforest ants. *Ecology*, **97**,
742 1038–1047.
- 743 Kašpar, V., Hederová, L., Macek, M., Müllerová, J., Prošek, J., Surový, P., Wild, J. & Kopecký, M.
744 (2021) Temperature buffering in temperate forests: Comparing microclimate models based on
745 ground measurements with active and passive remote sensing. *Remote sensing of*
746 *environment*, **263**, 112522.
- 747 Kautz, M., Schopf, R. & Ohser, J. (2013) The “sun-effect”: microclimatic alterations predispose
748 forest edges to bark beetle infestations. *European journal of forest research*, **132**, 453–465.
- 749 Kakoulaki G., Martinez A., Florio P., Non-commercial Light Detection and Ranging (LiDAR) data in
750 Europe, EUR 30817 EN, Publications Office of the European Union, Luxembourg, 2021, ISBN
751 978-92-76-41150-5, doi:10.2760/212427, JRC126223.
752 https://publications.jrc.ec.europa.eu/repository/bitstream/JRC126223/jrc126223_jrc126223_lid_ropensourcedata.pdf
- 753
- 754 Kearney, M.R., Gillingham, P.K., Bramer, I., Duffy, J.P. & Maclean, I.M.D. (2020) A method for
755 computing hourly, historical, terrain-corrected microclimate anywhere on earth. *Methods in*
756 *Ecology and Evolution*, **11**, 38–43.
- 757 Keitt, T.H. & Abelson, E.S. (2021) Ecology in the age of automation. *Science*, **373**, 858–859.
- 758 Kempainen, J., Niittynen, P., Rissanen, T., Tyystjärvi, V., Aalto, J., and Luoto, M. (Accepted). Soil
759 moisture variations from boreal forests to tundra. *Water Resources Research*. Preprint
760 available in Zenodo. <https://doi.org/10.5281/zenodo.7802037>
- 761 Kempainen, J. & Niittynen, P. (2022) Microclimate relationships of intraspecific trait variation in
762 sub-Arctic plants. *Oikos*, **2022**.
- 763 Kempainen, J., Niittynen, P., Aalto, J., le Roux, P.C. & Luoto, M. (2019) Water as a resource,
764 stress and disturbance shaping tundra vegetation. *Oikos*, **128**, 811–822.
- 765 Kempainen, J., Niittynen, P., Riihimäki, H. & Luoto, M. (2018) Modelling soil moisture in a high-
766 latitude landscape using LiDAR and soil data. *Earth Surface Processes and Landforms*, **43**,
767 1019–1031.
- 768 Kempainen, J., Niittynen, P., le Roux, P.C., Moberg, M., Happonen, K., Aalto, J., Rautakoski, H.,
769 Enquist, B.J., Vandvik, V., Halbritter, A.H., Maitner, B. & Luoto, M. (2021a) Consistent trait-
770 environment relationships within and across tundra plant communities. *Nature ecology &*
771 *evolution*, **5**, 458–467.
- 772 Kempainen, J., Niittynen, P., Virkkala, A.-M., Happonen, K., Riihimäki, H., Aalto, J. & Luoto, M.
773 (2021b) Dwarf shrubs impact tundra soils: Drier, colder, and less organic carbon. *Ecosystems*
774 , **24**, 1378–1392.
- 775 Keppel, G., Mokany, K., Wardell-Johnson, G.W., Phillips, B.L., Welbergen, J.A. & Reside, A.E.
776 (2015) The capacity of refugia for conservation planning under climate change. *Frontiers in*
777 *ecology and the environment*, **13**, 106–112.
- 778 Keppel, G., Van Niel, K.P., Wardell-Johnson, G.W., Yates, C.J., Byrne, M., Mucina, L., Schut,
779 A.G.T., Hopper, S.D. & Franklin, S.E. (2012) Refugia: identifying and understanding safe
780 havens for biodiversity under climate change. *Global ecology and biogeography: a journal of*
781 *macroecology*, **21**, 393–404.
- 782 Kermavnar, J., Ferlan, M., Marinšek, A., Eler, K., Kobler, A. & Kutnar, L. (2020) Effects of various
783 cutting treatments and topographic factors on microclimatic conditions in Dinaric fir-beech
784 forests. *Agricultural and Forest Meteorology*, **295**, 108186.
- 785 Kim, H., McComb, B.C., Frey, S.J.K., Bell, D.M. & Betts, M.G. (2022) Forest microclimate and
786 composition mediate long-term trends of breeding bird populations. *Global Change Biology*,
787 **28**, 6180–6193.
- 788 Kraus, G. (1911) *Boden und Klima auf kleinstem Raum, Versuch einer exakten Behandlung des*
789 *Standorts auf dem Wellenkalk, von Dr. Gregor Kraus, ...*.
- 790 Lai, D., Liu, W., Gan, T., Liu, K. & Chen, Q. (2019) A review of mitigating strategies to improve the
791 thermal environment and thermal comfort in urban outdoor spaces. *The Science of the total*
792 *environment*, **661**, 337–353.
- 793 Larsen, A., Larsen, J.R. & Lane, S.N. (2021) Dam builders and their works: Beaver influences on
794 the structure and function of river corridor hydrology, geomorphology, biogeochemistry and

795 ecosystems. *Earth-science reviews*, **218**, 103623.

796 Lawrence, D.M., Fisher, R.A., Koven, C.D., Oleson, K.W., Swenson, S.C., Bonan, G., Collier, N.,
797 Ghimire, B., van Kampenhout, L., Kennedy, D., Kluzek, E., Lawrence, P.J., Li, F., Li, H.,
798 Lombardozzi, D., Riley, W.J., Sacks, W.J., Shi, M., Vertenstein, M., Wieder, W.R., Xu, C., Ali,
799 A.A., Badger, A.M., Bisht, G., van den Broeke, M., Brunke, M.A., Burns, S.P., Buzan, J., Clark,
800 M., Craig, A., Dahlin, K., Drewniak, B., Fisher, J.B., Flanner, M., Fox, A.M., Gentine, P.,
801 Hoffman, F., Keppel-Aleks, G., Knox, R., Kumar, S., Lenaerts, J., Leung, L.R., Lipscomb,
802 W.H., Lu, Y., Pandey, A., Pelletier, J.D., Perket, J., Randerson, J.T., Ricciuto, D.M.,
803 Sanderson, B.M., Slater, A., Subin, Z.M., Tang, J., Thomas, R.Q., Val Martin, M. & Zeng, X.
804 (2019) The community land model version 5: Description of new features, benchmarking, and
805 impact of forcing uncertainty. *Journal of advances in modeling earth systems*, **11**, 4245–4287.

806 Law, S.J., Bishop, T.R., Eggleton, P., Griffiths, H., Ashton, L. & Parr, C. (2020) Darker ants
807 dominate the canopy: Testing macroecological hypotheses for patterns in colour along a
808 microclimatic gradient. *The Journal of animal ecology*, **89**, 347–359.

809 Lembrechts, J.J. (2023) Microclimate alters the picture. *Nature climate change*, **13**, 423–424.

810 Lembrechts, J.J., Aalto, J., Ashcroft, M.B., De Frenne, P., Kopecký, M., Lenoir, J., Luoto, M.,
811 Maclean, I.M.D., Roupsard, O., Fuentes-Lillo, E., García, R.A., Pellissier, L., Pitteloud, C.,
812 Alatalo, J.M., Smith, S.W., Björk, R.G., Muffler, L., Ratier Backes, A., Cesarz, S., Gottschall,
813 F., Okello, J., Urban, J., Plichta, R., Svátek, M., Phartyal, S.S., Wipf, S., Eisenhauer, N.,
814 Puşcaş, M., Turtureanu, P.D., Varlagin, A., Dimarco, R.D., Jump, A.S., Randall, K., Dorrepaal,
815 E., Larson, K., Walz, J., Vitale, L., Svoboda, M., Finger Higgens, R., Halbritter, A.H., Curasi,
816 S.R., Klupar, I., Koontz, A., Pearse, W.D., Simpson, E., Stemkovski, M., Jessen Graae, B.,
817 Vedel Sørensen, M., Høye, T.T., Fernández Calzado, M.R., Lorite, J., Carbognani, M.,
818 Tomaselli, M., Forte, T.G.W., Petraglia, A., Haesen, S., Somers, B., Van Meerbeek, K.,
819 Björkman, M.P., Hylander, K., Merinero, S., Gharun, M., Buchmann, N., Dolezal, J., Matula,
820 R., Thomas, A.D., Bailey, J.J., Ghosn, D., Kazakis, G., de Pablo, M.A., Kemppinen, J.,
821 Niittynen, P., Rew, L., Seipel, T., Larson, C., Speed, J.D.M., Ardö, J., Cannone, N.,
822 Guglielmin, M., Malfasi, F., Bader, M.Y., Canessa, R., Stanisci, A., Kreyling, J., Schmeddes,
823 J., Teuber, L., Aschero, V., Čiliak, M., Máliš, F., De Smedt, P., Govaert, S., Meeussen, C.,
824 Vangansbeke, P., Gigauri, K., Lamprecht, A., Pauli, H., Steinbauer, K., Winkler, M., Ueyama,
825 M., Nuñez, M.A., Ursu, T.-M., Haider, S., Wedegärtner, R.E.M., Smiljanic, M., Trouillier, M.,
826 Wilmking, M., Altman, J., Brůna, J., Hederová, L., Macek, M., Man, M., Wild, J., Vittoz, P.,
827 Pärtel, M., Barančok, P., Kanka, R., Kollár, J., Palaj, A., Barros, A., Mazzolari, A.C., Bauters,
828 M., Boeckx, P., Benito Alonso, J.-L., Zong, S., Di Cecco, V., Sitková, Z., Tielbörger, K., van
829 den Brink, L., Weigel, R., Homeier, J., Dahlberg, C.J., Medinets, S., Medinets, V., De Boeck,
830 H.J., Portillo-Estrada, M., Verryckt, L.T., Milbau, A., Daskalova, G.N., Thomas, H.J.D., Myers-
831 Smith, I.H., Blonder, B., Stephan, J.G., Descombes, P., Zellweger, F., Frei, E.R., Heinesch, B.,
832 Andrews, C., Dick, J., Siebicke, L., Rocha, A., Senior, R.A., Rixen, C., Jimenez, J.J., Boike, J.,
833 Pauchard, A., Scholten, T., Scheffers, B., Klinges, D., Basham, E.W., Zhang, J., Zhang, Z.,
834 Géron, C., Fazlioglu, F., Candan, O., Sallo Bravo, J., Hrbacek, F., Laska, K., Cremonese, E.,
835 Haase, P., Moyano, F.E., Rossi, C. & Nijs, I. (2020) SoilTemp: A global database of near-
836 surface temperature. *Global change biology*, **26**, 6616–6629.

837 Lembrechts, J.J., van den Hoogen, J., Aalto, J., Ashcroft, M.B., De Frenne, P., Kemppinen, J.,
838 Kopecký, M., Luoto, M., Maclean, I.M.D., Crowther, T.W., Bailey, J.J., Haesen, S., Klinges,
839 D.H., Niittynen, P., Scheffers, B.R., Van Meerbeek, K., Aartsma, P., Abdalaze, O., Abedi, M.,
840 Aerts, R., Ahmadian, N., Ahrends, A., Alatalo, J.M., Alexander, J.M., Allonsius, C.N., Altman,
841 J., Ammann, C., Andres, C., Andrews, C., Ardö, J., Arriga, N., Arzac, A., Aschero, V., Assis,
842 R.L., Assmann, J.J., Bader, M.Y., Bahalkeh, K., Barančok, P., Barrio, I.C., Barros, A., Barthel,
843 M., Basham, E.W., Bauters, M., Bazzichetto, M., Marchesini, L.B., Bell, M.C., Benavides, J.C.,
844 Benito Alonso, J.L., Berauer, B.J., Bjerke, J.W., Björk, R.G., Björkman, M.P., Björnsdóttir, K.,
845 Blonder, B., Boeckx, P., Boike, J., Bokhorst, S., Brum, B.N.S., Brůna, J., Buchmann, N.,
846 Buysse, P., Camargo, J.L., Campoe, O.C., Candan, O., Canessa, R., Cannone, N.,
847 Carbognani, M., Carnicer, J., Casanova-Katny, A., Cesarz, S., Chojnicki, B., Choler, P.,
848 Chown, S.L., Cifuentes, E.F., Čiliak, M., Contador, T., Convey, P., Cooper, E.J., Cremonese,
849 E., Curasi, S.R., Curtis, R., Cutini, M., Dahlberg, C.J., Daskalova, G.N., de Pablo, M.A., Della
850 Chiesa, S., Dengler, J., Deronde, B., Descombes, P., Di Cecco, V., Di Musciano, M., Dick, J.,
851 Dimarco, R.D., Dolezal, J., Dorrepaal, E., Dušek, J., Eisenhauer, N., Eklundh, L., Erickson,
852 T.E., Erschbamer, B., Eugster, W., Ewers, R.M., Exton, D.A., Fanin, N., Fazlioglu, F.,

853 Feigenwinter, I., Fenu, G., Ferlian, O., Fernández Calzado, M.R., Fernández-Pascual, E.,
854 Finckh, M., Higgins, R.F., Forte, T.G.W., Freeman, E.C., Frei, E.R., Fuentes-Lillo, E., García,
855 R.A., García, M.B., Géron, C., Gharun, M., Ghosn, D., Gigauri, K., Gobin, A., Goded, I.,
856 Goeckede, M., Gottschall, F., Goulding, K., Govaert, S., Graae, B.J., Greenwood, S., Greiser,
857 C., Grelle, A., Guénard, B., Guglielmin, M., Guillemot, J., Haase, P., Haider, S., Halbritter,
858 A.H., Hamid, M., Hammerle, A., Hampe, A., Haugum, S.V., Hederová, L., Heinesch, B.,
859 Helfter, C., Hepenstrick, D., Herberich, M., Herbst, M., Hermanutz, L., Hik, D.S., Hoffrén, R.,
860 Homeier, J., Hörtnagl, L., Høy, T.T., Hrbacek, F., Hylander, K., Iwata, H., Jackowicz-
861 Korczynski, M.A., Jactel, H., Järveoja, J., Jastrzębowski, S., Jentsch, A., Jiménez, J.J.,
862 Jónsdóttir, I.S., Jucker, T., Jump, A.S., Juszczak, R., Kanka, R., Kašpar, V., Kazakis, G.,
863 Kelly, J., Khuroo, A.A., Klemedtsson, L., Klisz, M., Kljun, N., Knohl, A., Kobler, J., Kollár, J.,
864 Kotowska, M.M., Kovács, B., Kreyling, J., Lamprecht, A., Lang, S.I., Larson, C., Larson, K.,
865 Laska, K., le Maire, G., Leihy, R.I., Lens, L., Liljebladh, B., Lohila, A., Lorite, J., Loubet, B.,
866 Lynn, J., Macek, M., Mackenzie, R., Magliulo, E., Maier, R., Malfasi, F., Máliš, F., Man, M.,
867 Manca, G., Manco, A., Manise, T., Manolaki, P., Marciniak, F., Matula, R., Mazzolari, A.C.,
868 Medinets, S., Medinets, V., Meeussen, C., Merinero, S., Mesquita, R. de C.G., Meusburger,
869 K., Meysman, F.J.R., Michaletz, S.T., Milbau, A., Moiseev, D., Moiseev, P., Mondoni, A.,
870 Monfries, R., Montagnani, L., Moriana-Armendariz, M., Morra di Cella, U., Mörsdorf, M.,
871 Mosedale, J.R., Muffler, L., Muñoz-Rojas, M., Myers, J.A., Myers-Smith, I.H., Nagy, L.,
872 Nardino, M., Naujokaitis-Lewis, I., Newling, E., Nicklas, L., Niedrist, G., Niessner, A., Nilsson,
873 M.B., Normand, S., Noretto, M.D., Nouvellon, Y., Nuñez, M.A., Ogaya, R., Ogée, J., Okello,
874 J., Olejnik, J., Olesen, J.E., Opedal, Ø.H., Orsenigo, S., Palaj, A., Pampuch, T., Panov, A.V.,
875 Pärtel, M., Pastor, A., Pauchard, A., Pauli, H., Pavelka, M., Pearse, W.D., Peichl, M.,
876 Pellissier, L., Penczykowski, R.M., Penuelas, J., Petit Bon, M., Petraglia, A., Phartyal, S.S.,
877 Phoenix, G.K., Pio, C., Pitacco, A., Pitteloud, C., Plichta, R., Porro, F., Portillo-Estrada, M.,
878 Poulencard, J., Poyatos, R., Prokushkin, A.S., Puchalka, R., Puşcaş, M., Radujković, D.,
879 Randall, K., Ratier Backes, A., Remmele, S., Remmers, W., Renault, D., Risch, A.C., Rixen,
880 C., Robinson, S.A., Robroek, B.J.M., Rocha, A.V., Rossi, C., Rossi, G., Roupsard, O.,
881 Rubtsov, A.V., Saccone, P., Sagot, C., Sallo Bravo, J., Santos, C.C., Sarneel, J.M.,
882 Scharnweber, T., Schmeddes, J., Schmidt, M., Scholten, T., Schuchardt, M., Schwartz, N.,
883 Scott, T., Seeber, J., Segalin de Andrade, A.C., Seipel, T., Semenchuk, P., Senior, R.A.,
884 Serra-Diaz, J.M., Sewerniak, P., Shekhar, A., Sidenko, N.V., Siebicke, L., Siegwart Collier, L.,
885 Simpson, E., Siqueira, D.P., Sitková, Z., Six, J., Smiljanic, M., Smith, S.W., Smith-Tripp, S.,
886 Somers, B., Sørensen, M.V., Souza, J.J.L.L., Souza, B.I., Souza Dias, A., Spasojevic, M.J.,
887 Speed, J.D.M., Spicher, F., Stanisci, A., Steinbauer, K., Steinbrecher, R., Steinwandter, M.,
888 Stemkovski, M., Stephan, J.G., Stiegler, C., Stoll, S., Svátek, M., Svoboda, M., Tagesson, T.,
889 Tanentzap, A.J., Tanneberger, F., Theurillat, J.-P., Thomas, H.J.D., Thomas, A.D., Tielbörger,
890 K., Tomaselli, M., Treier, U.A., Trouillier, M., Turtureanu, P.D., Tutton, R., Tyystjärvi, V.A.,
891 Ueyama, M., Ujházy, K., Ujházyová, M., Uogintas, D., Urban, A.V., Urban, J., Urbaniak, M.,
892 Ursu, T.-M., Vaccari, F.P., Van de Vondel, S., van den Brink, L., Van Geel, M., Vandvik, V.,
893 Vangansbeke, P., Varlagin, A., Veen, G.F., Veenendaal, E., Venn, S.E., Verbeeck, H.,
894 Verbruggen, E., Verheijen, F.G.A., Villar, L., Vitale, L., Vittoz, P., Vives-Inglá, M., von Oppen,
895 J., Walz, J., Wang, R., Wang, Y., Way, R.G., Wedegärtner, R.E.M., Weigel, R., Wild, J.,
896 Wilkinson, M., Wilmking, M., Wingate, L., Winkler, M., Wipf, S., Wohlfahrt, G., Xenakis, G.,
897 Yang, Y., Yu, Z., Yu, K., Zellweger, F., Zhang, J., Zhang, Z., Zhao, P., Ziemblińska, K.,
898 Zimmermann, R., Zong, S., Zyryanov, V.I., Nijs, I. & Lenoir, J. (2022) Global maps of soil
899 temperature. *Global change biology*, **28**, 3110–3144.

900 Lembrechts, J.J., Lenoir, J., Scheffers, B. & De Frenne, P. (2021) Designing countrywide and
901 regional microclimate networks. *Global ecology and biogeography: a journal of macroecology*,
902 **30**, 1168–1174.

903 Lembrechts, J.J., Nijs, I. & Lenoir, J. (2019) Incorporating microclimate into species distribution
904 models. *Ecography*, **42**, 1267–1279.

905 Liancourt, P., Song, X., Macek, M., Santrucek, J. & Dolezal, J. (2020) Plant's-eye view of
906 temperature governs elevational distributions. *Global change biology*, **26**, 4094–4103.

907 Lin, B.B., Perfecto, I. & Vandermeer, J. (2008) Synergies between Agricultural Intensification and
908 Climate Change Could Create Surprising Vulnerabilities for Crops. *BioScience*, **58**, 847–854.

909 Lin, Y., Wang, Z., Jim, C.Y., Li, J., Deng, J. & Liu, J. (2020) Water as an urban heat sink: Blue
910 infrastructure alleviates urban heat island effect in mega-city agglomeration. *Journal of cleaner*

- 911 *production*, **262**, 121411.
- 912 Li, S., Xu, L.D. & Zhao, S. (2015) The internet of things: a survey. *Information Systems Frontiers*,
- 913 **17**, 243–259.
- 914 Liu, D., Ogaya, R., Barbeta, A., Yang, X. & Peñuelas, J. (2018) Long-term experimental drought
- 915 combined with natural extremes accelerate vegetation shift in a Mediterranean holm oak
- 916 forest. *Environmental and experimental botany*, **151**, 1–11.
- 917 Lloret, F., Siscart, D. & Dalmases, C. (2004) Canopy recovery after drought dieback in holm-oak
- 918 Mediterranean forests of Catalonia (NE Spain). *Global change biology*, **10**, 2092–2099.
- 919 Lucid, M.K., Wan, H.Y., Ehlers, S., Robinson, L., Svancara, L.K., Shirk, A. & Cushman, S. (2021)
- 920 Land snail microclimate niches identify suitable areas for climate refugia management on a
- 921 montane landscape. *Ecological indicators*, **129**, 107885.
- 922 Lundgren, E.J., Ramp, D., Stromberg, J.C., Wu, J., Nieto, N.C., Sluk, M., Moeller, K.T. & Wallach,
- 923 A.D. (2021) Equids engineer desert water availability. *Science*, **372**, 491–495.
- 924 Luskin, M.S. & Potts, M.D. (2011) Microclimate and habitat heterogeneity through the oil palm
- 925 lifecycle. *Basic and applied ecology*, **12**, 540–551.
- 926 Maclean, I.M.D., Duffy, J.P., Haesen, S., Govaert, S., De Frenne, P., Vanneste, T., Lenoir, J.,
- 927 Lembrechts, J.J., Rhodes, M.W. & Van Meerbeek, K. (2021) On the measurement of
- 928 microclimate. *Methods in ecology and evolution / British Ecological Society*, **12**, 1397–1410.
- 929 Maclean, I.M.D. & Early, R. (2023) Macroclimate data overestimate range shifts of plants in
- 930 response to climate change. *Nature climate change*.
- 931 Maclean, I.M.D. & Klings, D.H. (2021) Microclimc: A mechanistic model of above, below and
- 932 within-canopy microclimate. *Ecological modelling*, **451**, 109567.
- 933 Malhi, Y., Lander, T., le Roux, E., Stevens, N., Macias-Fauria, M., Wedding, L., Girardin, C.,
- 934 Kristensen, J.Å., Sandom, C.J., Evans, T.D., Svenning, J.-C. & Canney, S. (2022) The role of
- 935 large wild animals in climate change mitigation and adaptation. *Current biology: CB*, **32**,
- 936 R181–R196.
- 937 Man, M., Wild, J., Macek, M. & Kopecký, M. (2022) Can high-resolution topography and forest
- 938 canopy structure substitute microclimate measurements? Bryophytes say no. *The Science of*
- 939 *the total environment*, **821**, 153377.
- 940 Massimino, D., Beale, C.M., Suggitt, A.J., Crick, H.Q.P., Macgregor, N.A., Carroll, M.J., Maclean,
- 941 I.M.D. & Pearce-Higgins, J.W. (2020) Can microclimate offer refuge to an upland bird species
- 942 under climate change? *Landscape ecology*, **35**, 1907–1922.
- 943 McGlynn, T.P., Meineke, E.K., Bahlai, C.A., Li, E., Hartop, E.A., Adams, B.J. & Brown, B.V. (2019)
- 944 Temperature accounts for the biodiversity of a hyperdiverse group of insects in urban Los
- 945 Angeles. *Proceedings. Biological sciences / The Royal Society*, **286**, 20191818.
- 946 McLaughlin, B.C., Ackerly, D.D., Klos, P.Z., Natali, J., Dawson, T.E. & Thompson, S.E. (2017)
- 947 Hydrologic refugia, plants, and climate change. *Global change biology*, **23**, 2941–2961.
- 948 Meeussen, C., Govaert, S., Vanneste, T., Haesen, S., Van Meerbeek, K., Bollmann, K., Brunet, J.,
- 949 Calders, K., Cousins, S.A.O., Diekmann, M., Graae, B.J., Iacopetti, G., Lenoir, J., Orczewska,
- 950 A., Ponette, Q., Plue, J., Selvi, F., Spicher, F., Sørensen, M.V., Verbeeck, H., Vermeir, P.,
- 951 Verheyen, K., Vangansbeke, P. & De Frenne, P. (2021) Drivers of carbon stocks in forest
- 952 edges across Europe. *The Science of the total environment*, **759**, 143497.
- 953 Meineri, E. & Hylander, K. (2017) Fine-grain, large-domain climate models based on climate
- 954 station and comprehensive topographic information improve microrefugia detection.
- 955 *Ecography*, **40**, 1003–1013.
- 956 Menge, J.H., Magdon, P., Wöllauer, S. & Ehbrecht, M. (2023) Impacts of forest management on
- 957 stand and landscape-level microclimate heterogeneity of European beech forests. *Landscape*
- 958 *Ecology*.
- 959 Mickley, J.G., Moore, T.E., Schlichting, C.D., DeRobertis, A., Pfisterer, E.N. & Bagchi, R. (2019)
- 960 Measuring microenvironments for global change: DIY environmental microcontroller units
- 961 (EMUs). *Methods in ecology and evolution / British Ecological Society*, **10**, 578–584.
- 962 Mollinari, M.M., Peres, C.A. & Edwards, D.P. (2019) Rapid recovery of thermal environment after
- 963 selective logging in the Amazon. *Agricultural and Forest Meteorology*, **278**, 107637.
- 964 Momberg, M., Hedding, D.W., Luoto, M. & le Roux, P.C. (2021) Species differ in their responses to
- 965 wind: the underexplored link between species fine-scale occurrences and variation in wind
- 966 stress. *Journal of vegetation science: official organ of the International Association for*
- 967 *Vegetation Science*, **32**.
- 968 Momberg, M., Ryan, P.G., Hedding, D.W., Schoombie, J., Goddard, K.A., Craig, K.J. & Le Roux,

- 969 P.C. (2023) Factors determining nest-site selection of surface-nesting seabirds: a case study
970 on the world's largest pelagic bird, the Wandering Albatross (*Diomedea exulans*). *The Ibis*,
971 **165**, 190–203.
- 972 Morelli, T.L., Barrows, C.W., Ramirez, A.R., Cartwright, J.M., Ackerly, D.D., Eaves, T.D., Ebersole,
973 J.L., Krawchuk, M.A., Letcher, B.H., Mahalovich, M.F., Meigs, G.W., Michalak, J.L., Millar, C.I.,
974 Quiñones, R.M., Stralberg, D. & Thorne, J.H. (2020) Climate-change refugia: biodiversity in
975 the slow lane. *Frontiers in ecology and the environment*, **18**, 228–234.
- 976 Moritz, C. & Agudo, R. (2013) The future of species under climate change: resilience or decline?
977 *Science*, **341**, 504–508.
- 978 Niittynen, P., Heikkinen, R.K., Aalto, J., Guisan, A., Kempainen, J. & Luoto, M. (2020) Fine-scale
979 tundra vegetation patterns are strongly related to winter thermal conditions. *Nature climate
980 change*, **10**, 1143–1148.
- 981 Niittynen, P. & Luoto, M. (2018) The importance of snow in species distribution models of arctic
982 vegetation. *Ecography*, **41**, 1024–1037.
- 983 Norris, C., Hobson, P. & Ibsch, P.L. (2011) Microclimate and vegetation function as indicators of
984 forest thermodynamic efficiency. *Journal of Applied Ecology*, no–no.
- 985 Nuñez, M.A., Chiufo, M.C., Pauchard, A. & Zenni, R.D. (2021) Making ecology really global.
986 *Trends in ecology & evolution*, **36**, 766–769.
- 987 Oldfather, M.F. & Ackerly, D.D. (2019) Microclimate and demography interact to shape stable
988 population dynamics across the range of an alpine plant. *The New phytologist*, **222**, 193–205.
- 989 Opedal, Ø.H., Armbruster, W.S. & Graae, B.J. (2015) Linking small-scale topography with
990 microclimate, plant species diversity and intra-specific trait variation in an alpine landscape.
991 *Plant ecology & diversity*, **8**, 305–315.
- 992 Örlander, G. (1993) Shading Reduces both Visible and Invisible Frost Damage to Norway Spruce
993 Seedlings in the Field. *Forestry*, **66**, 27–36.
- 994 Ozanne, C.M.P., Anhof, D., Boulter, S.L., Keller, M., Kitching, R.L., Körner, C., Meinzer, F.C.,
995 Mitchell, A.W., Nakashizuka, T., Dias, P.L.S., Stork, N.E., Wright, S.J. & Yoshimura, M. (2003)
996 Biodiversity meets the atmosphere: a global view of forest canopies. *Science*, **301**, 183–186.
- 997 Pincebourde, S. & Casas, J. (2019) Narrow safety margin in the phyllosphere during thermal
998 extremes. *Proceedings of the National Academy of Sciences of the United States of America*,
999 **116**, 5588–5596.
- 1000 Pincebourde, S. & Woods, H.A. (2020) There is plenty of room at the bottom: microclimates drive
1001 insect vulnerability to climate change. *Current opinion in insect science*, **41**, 63–70.
- 1002 Playà-Montmany, N. & Tattersall, G.J. (2021) Spot size, distance and emissivity errors in field
1003 applications of infrared thermography. *Methods in ecology and evolution / British Ecological
1004 Society*.
- 1005 Poorter, H., Niinemets, Ü., Ntagkas, N., Siebenkäs, A., Mäenpää, M., Matsubara, S. & Pons, T.
1006 (2019) A meta-analysis of plant responses to light intensity for 70 traits ranging from
1007 molecules to whole plant performance. *The New phytologist*, **223**, 1073–1105.
- 1008 Porter, W.P., Mitchell, J.W., Beckman, W.A. & DeWitt, C.B. (1973) Behavioral implications of
1009 mechanistic ecology : Thermal and behavioral modeling of desert ectotherms and their
1010 microenvironment. *Oecologia*, **13**, 1–54.
- 1011 Potter, K.A., Arthur Woods, H. & Pincebourde, S. (2013) Microclimatic challenges in global change
1012 biology. *Global change biology*, **19**, 2932–2939.
- 1013 R Core Team (2022). R: A language and environment for statistical computing. R Foundation for
1014 Statistical Computing, Vienna, Austria. <https://www.R-project.org/>
- 1015 Rebaudo, F., Soulard, T., Condori, B., Quispe-Tarqui, R., Calatayud, P.-A., Chavez Vino, S.,
1016 Tonnang, H.E.Z. & Bessière, L. (2023) A low-cost IoT network to monitor microclimate
1017 variables in ecosystems. *Methods in ecology and evolution / British Ecological Society*.
- 1018 Riddell, E.A., Iknayan, K.J., Hargrove, L., Tremor, S., Patton, J.L., Ramirez, R., Wolf, B.O. &
1019 Beissinger, S.R. (2021) Exposure to climate change drives stability or collapse of desert
1020 mammal and bird communities. *Science*, **371**, 633–636.
- 1021 Ripley, B.S., Edwardes, A., Rossouw, M.W., Smith, V.R. & Midgley, G.F. (2020) Invasive grasses
1022 of sub-Antarctic Marion Island respond to increasing temperatures at the expense of chilling
1023 tolerance. *Annals of botany*, **125**, 765–773.
- 1024 Risch, A.C., Zimmermann, S., Schütz, M., Borer, E.T., Broadbent, A.A.D., Caldeira, M.C., Davies,
1025 K.F., Eisenhauer, N., Eskelinen, A., Fay, P.A., Hagedorn, F., Knops, J.M.H., Lembrechts, J.J.,
1026 MacDougall, A.S., McCulley, R.L., Melbourne, B.A., Moore, J.L., Power, S.A., Seabloom,

- 1027 E.W., Silviera, M.L., Virtanen, R., Yahdjian, L. & Ochoa-Hueso, R. (2023) Drivers of the
1028 microbial metabolic quotient across global grasslands. *Global ecology and biogeography: a*
1029 *journal of macroecology*.
- 1030 Robinson, D.A., Campbell, C.S., Hopmans, J.W., Hornbuckle, B.K., Jones, S.B., Knight, R.,
1031 Ogden, F., Selker, J. & Wendroth, O. (2008) Soil moisture measurement for ecological and
1032 hydrological watershed-scale observatories: A review. *Vadose zone journal: VZJ*, **7**, 358–389.
- 1033 Roman, L.A., Conway, T.M., Eisenman, T.S., Koeser, A.K., Ordóñez Barona, C., Locke, D.H.,
1034 Jenerette, G.D., Östberg, J. & Vogt, J. (2021) Beyond “trees are good”: Disservices,
1035 management costs, and tradeoffs in urban forestry. *Ambio*, **50**, 615–630.
- 1036 le Roux, P.C., Aalto, J. & Luoto, M. (2013) Soil moisture’s underestimated role in climate change
1037 impact modelling in low-energy systems. *Global change biology*, **19**, 2965–2975.
- 1038 Royal E. Shanks (1956) Altitudinal and microclimatic relationships of soil temperature under natural
1039 vegetation. *Ecology*, **37**, 1–7.
- 1040 Sanczuk, P., Govaert, S., Meeussen, C., De Pauw, K., Vanneste, T., Depauw, L., Moreira, X.,
1041 Schoelynck, J., De Boevre, M., De Saeger, S., Bollmann, K., Brunet, J., Cousins, S.A.O., Plue,
1042 J., Diekmann, M., Graae, B.J., Hedwall, P., Iacopetti, G., Lenoir, J., Orczewska, A., Ponette,
1043 Q., Selvi, F., Spicher, F., Vermeir, P., Calders, K., Verbeeck, H., Verheyen, K., Vangansbeke,
1044 P. & De Frenne, P. (2021) Small scale environmental variation modulates plant defence
1045 syndromes of understorey plants in deciduous forests of Europe. *Global Ecology and*
1046 *Biogeography*, **30**, 205–219.
- 1047 Sandom, C.J., Hughes, J. & Macdonald, D.W. (2013) Rewilding the Scottish highlands: Do wild
1048 boar, *Sus scrofa*, use a suitable foraging strategy to be effective ecosystem engineers?
1049 *Restoration Ecology*, **21**, 336–343.
- 1050 Scheffers, B.R., Edwards, D.P., Diesmos, A., Williams, S.E. & Evans, T.A. (2014) Microhabitats
1051 reduce animal’s exposure to climate extremes. *Global change biology*, **20**, 495–503.
- 1052 Scheffers, B.R., Edwards, D.P., Macdonald, S.L., Senior, R.A., Andriamahohatra, L.R., Roslan, N.,
1053 Rogers, A.M., Haugaasen, T., Wright, P. & Williams, S.E. (2017) Extreme thermal
1054 heterogeneity in structurally complex tropical rain forests. *Biotropica*, **49**, 35–44.
- 1055 Scheffers, B.R., Phillips, B.L., Laurance, W.F., Sodhi, N.S., Diesmos, A. & Williams, S.E. (2013)
1056 Increasing arboreality with altitude: a novel biogeographic dimension. *Proceedings. Biological*
1057 *sciences / The Royal Society*, **280**, 20131581.
- 1058 Scherrer, D. & Kärner, C. (2009) Infra-red thermometry of alpine landscapes challenges climatic
1059 warming projections. *Global change biology*, no–no.
- 1060 von Schmalensee, L. (2023) How to generate accurate continuous thermal regimes from sparse
1061 but regular temperature measurements. *Methods in ecology and evolution / British Ecological*
1062 *Society*.
- 1063 von Schmalensee, L., Hulda Gunnarsdóttir, K., Näslund, J., Gotthard, K. & Lehmann, P. (2021)
1064 Thermal performance under constant temperatures can accurately predict insect development
1065 times across naturally variable microclimates. *Ecology letters*, **24**, 1633–1645.
- 1066 Schmalholz, M. & Hylander, K. (2011) Microtopography creates small-scale refugia for boreal
1067 forest floor bryophytes during clear-cut logging. *Ecography*, **34**, 637–648.
- 1068 Schwaab, J., Meier, R., Mussetti, G., Seneviratne, S., Bürgi, C. & Davin, E.L. (2021) The role of
1069 urban trees in reducing land surface temperatures in European cities. *Nature communications*,
1070 **12**, 6763.
- 1071 Senior, R.A., Hill, J.K., Benedick, S. & Edwards, D.P. (2018) Tropical forests are thermally buffered
1072 despite intensive selective logging. *Global change biology*, **24**, 1267–1278.
- 1073 Senior, R.A., Hill, J.K. & Edwards, D.P. (2019) ThermStats: An R package for quantifying surface
1074 thermal heterogeneity in assessments of microclimates. *Methods in ecology and evolution /*
1075 *British Ecological Society*, **10**, 1606–1614.
- 1076 Senior, R.A., Hill, J.K., González Del Pliego, P., Goode, L.K. & Edwards, D.P. (2017) A pantropical
1077 analysis of the impacts of forest degradation and conversion on local temperature. *Ecology*
1078 *and evolution*, **7**, 7897–7908.
- 1079 Shafique, M., Luo, X. & Zuo, J. (2020) Photovoltaic-green roofs: A review of benefits, limitations,
1080 and trends. *Solar Energy*, **202**, 485–497.
- 1081 Shen, T., Corlett, R.T., Collart, F., Kasprzyk, T., Guo, X.-L., Patiño, J., Su, Y., Hardy, O.J., Ma, W.-
1082 Z., Wang, J., Wei, Y.-M., Mouton, L., Li, Y., Song, L. & Vanderpoorten, A. (2022a)
1083 Microclimatic variation in tropical canopies: A glimpse into the processes of community
1084 assembly in epiphytic bryophyte communities. *The Journal of ecology*, **110**, 3023–3038.

- 1085 Shen, T., Song, L., Collart, F., Guisan, A., Su, Y., Hu, H.-X., Wu, Y., Dong, J.-L. & Vanderpoorten,
1086 A. (2022b) What makes a good phorophyte? Predicting occupancy, species richness and
1087 abundance of vascular epiphytes in a lowland seasonal tropical forest. *Frontiers in Forests
1088 and Global Change*, **5**.
- 1089 Stickley, S.F. & Fraterrigo, J.M. (2023) Microclimate species distribution models estimate lower
1090 levels of climate-related habitat loss for salamanders. *Journal of Nature Conservation*, **72**,
1091 126333.
- 1092 Suggitt, A.J., Wilson, R.J., Isaac, N.J.B., Beale, C.M., Auffret, A.G., August, T., Bennie, J.J., Crick,
1093 H.Q.P., Duffield, S., Fox, R., Hopkins, J.J., Macgregor, N.A., Morecroft, M.D., Walker, K.J. &
1094 Maclean, I.M.D. (2018) Extinction risk from climate change is reduced by microclimatic
1095 buffering. *Nature climate change*, **8**, 713–717.
- 1096 Taleghani, M. (2018) Outdoor thermal comfort by different heat mitigation strategies- A review.
1097 *Renewable and Sustainable Energy Reviews*, **81**, 2011–2018.
- 1098 Tansey, C.J., Hadfield, J.D. & Phillimore, A.B. (2017) Estimating the ability of plants to plastically
1099 track temperature-mediated shifts in the spring phenological optimum. *Global change biology*,
1100 **23**, 3321–3334.
- 1101 Terando, A.J., Youngsteadt, E., Meineke, E.K. & Prado, S.G. (2017) Ad hoc instrumentation
1102 methods in ecological studies produce highly biased temperature measurements. *Ecology and
1103 evolution*, **7**, 9890–9904.
- 1104 Thers, H., Bøcher, P.K. & Svenning, J.-C. (2019) Using lidar to assess the development of
1105 structural diversity in forests undergoing passive rewilding in temperate Northern Europe.
1106 *PeerJ*, **6**, e6219.
- 1107 Thom, D., Ammer, C., Annighöfer, P., Aszalós, R., Dittrich, S., Hagge, J., Keeton, W.S., Kovacs,
1108 B., Krautkrämer, O., Müller, J., von Oheimb, G. & Seidl, R. (2022) Regeneration in European
1109 beech forests after drought: the effects of microclimate, deadwood and browsing. *European
1110 journal of forest research*, 1–15.
- 1111 Thom, D., Sommerfeld, A., Sebald, J., Hagge, J., Müller, J. & Seidl, R. (2020) Effects of
1112 disturbance patterns and deadwood on the microclimate in European beech forests.
1113 *Agricultural and Forest Meteorology*, **291**.
- 1114 Thorne, J.H., Gogol-Prokurat, M., Hill, S., Walsh, D., Boynton, R.M. & Choe, H. (2020) Vegetation
1115 refugia can inform climate-adaptive land management under global warming. *Frontiers in
1116 ecology and the environment*, **18**, 281–287.
- 1117 Tinya, F., Kovács, B., Bidló, A., Dima, B., Király, I., Kutszegi, G., Lakatos, F., Mag, Z., Márialigeti,
1118 S., Nascimbene, J., Samu, F., Siller, I., Szél, G. & Ódor, P. (2021) Environmental drivers of
1119 forest biodiversity in temperate mixed forests - A multi-taxon approach. *The Science of the
1120 total environment*, **795**, 148720.
- 1121 Tirado, R. & I. Pugnaire, F. (2005) Community structure and positive interactions in constraining
1122 environments. *Oikos*, **111**, 437–444.
- 1123 de Tranaltes, C., Dunn, J., Martin, J.M. & Johnson, J.C. (2022) Siblicide in the city: the urban heat
1124 island accelerates sibling cannibalism in the black widow spider (*Latrodectus hesperus*).
1125 *Urban Ecosystems*, **25**, 305–312.
- 1126 Trew, B.T. & Maclean, I.M.D. (2021) Vulnerability of global biodiversity hotspots to climate change.
1127 *Global ecology and biogeography: a journal of macroecology*, **30**, 768–783.
- 1128 Vandvik, V., Skarpaas, O., Klanderud, K., Telford, R.J., Halbritter, A.H. & Goldberg, D.E. (2020)
1129 Biotic rescaling reveals importance of species interactions for variation in biodiversity
1130 responses to climate change. *Proceedings of the National Academy of Sciences of the United
1131 States of America*, **117**, 22858–22865.
- 1132 Vega-Álvarez, J., García-Rodríguez, J.A. & Cayuela, L. (2019) Facilitation beyond species
1133 richness. *The Journal of ecology*, **107**, 722–734.
- 1134 Virkkala, A.-M., Niittynen, P., Kempainen, J., Marushchak, M. E., Voigt, C., Hensgens, G., Kerttula,
1135 J., Happonen, K., Tyystjärvi, V., Biasi, C., Hultman, J., Rinne, J., and Luoto, M. (Preprint).
1136 High-resolution spatial patterns and drivers of terrestrial ecosystem carbon dioxide, methane,
1137 and nitrous oxide fluxes in the tundra. <https://doi.org/10.5194/bg-2023-61>
- 1138 Vives-Inglá, M., Sala-García, J., Stefanescu, C., Casadó-Tortosa, A., García, M., Peñuelas, J. &
1139 Carnicer, J. (2023) Interspecific differences in microhabitat use expose insects to contrasting
1140 thermal mortality. *Ecological monographs*.
- 1141 Weber, N., Bouwes, N., Pollock, M.M., Volk, C., Wheaton, J.M., Wathen, G., Wirtz, J. & Jordan,
1142 C.E. (2017) Alteration of stream temperature by natural and artificial beaver dams. *PloS one*,

- 1143 12, e0176313.
- 1144 Webster, C., Mazzotti, G., Essery, R. & Jonas, T. (2020) Enhancing airborne LiDAR data for
 1145 improved forest structure representation in shortwave transmission models. *Remote Sensing*
 1146 *of the Environment*, **249**, 112017.
- 1147 Wild, J., Kopecký, M., Macek, M., Šanda, M., Jankovec, J. & Haase, T. (2019) Climate at
 1148 ecologically relevant scales: A new temperature and soil moisture logger for long-term
 1149 microclimate measurement. *Agricultural and Forest Meteorology*, **268**, 40–47.
- 1150 Willems, F.M., Scheepens, J.F., Ammer, C., Block, S., Bucharova, A., Schall, P., Sehrt, M. &
 1151 Bossdorf, O. (2021) Spring understory herbs flower later in intensively managed forests.
 1152 *Ecological applications: a publication of the Ecological Society of America*, **31**, e02332.
- 1153 Williamson, J., Slade, E.M., Luke, S.H., Swinfield, T., Chung, A.Y.C., Coomes, D.A., Heroin, H.,
 1154 Jucker, T., Lewis, O.T., Vairappan, C.S., Rossiter, S.J. & Struebig, M.J. (2021) Riparian
 1155 buffers act as microclimatic refugia in oil palm landscapes. *The Journal of applied ecology*, **58**,
 1156 431–442.
- 1157 Williamson, J., Teh, E., Jucker, T., Brindle, M., Bush, E., Chung, A.Y.C., Parrett, J., Lewis, O.T.,
 1158 Rossiter, S.J. & Slade, E.M. (2022) Local-scale temperature gradients driven by human
 1159 disturbance shape the physiological and morphological traits of dung beetle communities in a
 1160 Bornean oil palm–forest mosaic. *Functional ecology*, **36**, 1655–1667.
- 1161 Wimberly, M.C., Davis, J.K., Evans, M.V., Hess, A., Newberry, P.M., Solano-Asamoah, N. &
 1162 Murdock, C.C. (2020) Land cover affects microclimate and temperature suitability for arbovirus
 1163 transmission in an urban landscape. *PLoS neglected tropical diseases*, **14**, e0008614.
- 1164 Wolf, C., Bell, D.M., Kim, H., Nelson, M.P., Schulze, M. & Betts, M.G. (2021) Temporal consistency
 1165 of undercanopy thermal refugia in old-growth forest. *Agricultural and Forest Meteorology*, **307**,
 1166 108520.
- 1167 Wong, G.K.L. & Jim, C.Y. (2017) Urban-microclimate effect on vector mosquito abundance of
 1168 tropical green roofs. *Building and environment*, **112**, 63–76.
- 1169 Wurz, A., Tschartke, T., Martin, D.A., Osen, K., Rakotomalala, A.A.N.A., Raveloaritiana, E.,
 1170 Andrianisaina, F., Dröge, S., Fulgence, T.R., Soazafy, M.R., Andriafanomezantsoa, R.,
 1171 Andrianarimisa, A., Babarezoto, F.S., Barkmann, J., Hänke, H., Hölscher, D., Kreft, H.,
 1172 Rakouth, B., Guerrero-Ramírez, N.R., Ranarijaona, H.L.T., Randriamanantena, R.,
 1173 Ratsoavina, F.M., Raveloson Ravaomanarivo, L.H. & Grass, I. (2022) Win-win opportunities
 1174 combining high yields with high multi-taxa biodiversity in tropical agroforestry. *Nature*
 1175 *communications*, **13**, 4127.
- 1176 Yin, Y., He, L., Wennberg, P.O. & Frankenberg, C. (2023) Unequal exposure to heatwaves in Los
 1177 Angeles: Impact of uneven green spaces. *Science advances*, **9**, eade8501.
- 1178 Zellweger, F., Coomes, D., Lenoir, J., Depauw, L., Maes, S.L., Wulf, M., Kirby, K.J., Brunet, J.,
 1179 Kopecký, M., Máliš, F., Schmidt, W., Heinrichs, S., den Ouden, J., Jaroszewicz, B., Buyse, G.,
 1180 Spicher, F., Verheyen, K. & De Frenne, P. (2019a) Seasonal drivers of understorey
 1181 temperature buffering in temperate deciduous forests across Europe. *Global ecology and*
 1182 *biogeography: a journal of macroecology*, **28**, 1774–1786.
- 1183 Zellweger, F., De Frenne, P., Lenoir, J., Rocchini, D. & Coomes, D. (2019b) Advances in
 1184 Microclimate Ecology Arising from Remote Sensing. *Trends in ecology & evolution*, **34**, 327–
 1185 341.
- 1186 Zellweger, F., De Frenne, P., Lenoir, J., Vangansbeke, P., Verheyen, K., Bernhardt-Römermann,
 1187 M., Baeten, L., Hédli, R., Berki, I., Brunet, J., Van Calster, H., Chudomelová, M., Decocq, G.,
 1188 Dirnböck, T., Durak, T., Heinken, T., Jaroszewicz, B., Kopecký, M., Máliš, F., Macek, M.,
 1189 Malicki, M., Naaf, T., Nagel, T.A., Ortmann-Ajkai, A., Petřík, P., Pielech, R., Reczyńska, K.,
 1190 Schmidt, W., Standovár, T., Świerkosz, K., Teleki, B., Vild, O., Wulf, M. & Coomes, D. (2020)
 1191 Forest microclimate dynamics drive plant responses to warming. *Science*, **368**, 772–775.
- 1192 Zhou, W., Huang, G. & Cadenasso, M.L. (2011) Does spatial configuration matter? Understanding
 1193 the effects of land cover pattern on land surface temperature in urban landscapes. *Landscape*
 1194 *and urban planning*, **102**, 54–63.
- 1195 Zölch, Teresa, Maderspacher, Johannes, Wamsler, Christine & Pauleit, Stephan (2016) Using
 1196 green infrastructure for urban climate-proofing: An evaluation of heat mitigation measures at
 1197 the micro-scale. *Urban Forestry & Urban Greening*, **20**, 305–316.
- 1198 van Zuijlen, K., Roos, R.E., Klanderud, K., Lang, S.I. & Asplund, J. (2020) Mat-forming lichens
 1199 affect microclimate and litter decomposition by different mechanisms. *Fungal ecology*, **44**,
 1200 100905.

1201 Zweifel, R., Steppe, K. & Sterck, F.J. (2007) Stomatal regulation by microclimate and tree water
1202 relations: interpreting ecophysiological field data with a hydraulic plant model. *Journal of*
1203 *experimental botany*, **58**, 2113–2131.