

# Setting & Aktivasi DOI

Muhammad Yunus, S.Kom., M.Kom.

*Disampaikan pada Acara Sosialisasi Setting & Aktivasi DOI RJI, 12 Mei 2023*



contact@relawanjurnal.id



https://www.relawanjurnal.id

# Profil

- Tim Supervisor Relawan Jurnal Indonesia
- Fasilitator RJI Academy
- Verifikator Journal Stories Relawan Jurnal Indonesia
- Anggota Pengurus RJI Jawa Timur
- Dosen Politeknik Negeri Jember
- Pegiat Aplikasi Berbasis Open Source (OJS, Digital Library, Repository dll)



[m.yunus@relawanjurnal.id](mailto:m.yunus@relawanjurnal.id) | 081907755024  
<https://muhammadyunus.link>

# Kenapa jurnal harus memiliki & mengaktifkan DOI ?

- Mempercepat **diseminasi karya ilmiah**, terutama terindeks di Crossref & **dimensions**
- Dimensions menampilkan **sitasi karya ilmiah** dengan **perhitungan** yang jelas
- **Dimensions** juga digunakan sebagai **salah satu poin** penilaian **akreditasi** untuk hal **dampak ilmiah (sitasi)**. *Bukan lagi google scholar*
- Dimension termasuk salah satu **pengindeks international (akreditasi)**
- **Syarat wajib** pengajuan akreditasi jurnal (desk evaluasi) : ada DOI dan **AKTIF**

# Seputar DOI : Explorasi Sitasi Dimensions

comdev.pubmedia.id/index.php/comdev/article/view/57

## Pelatihan Pembuatan Lilin Aromaterapi Berbahan Baku Kopi Pada Ibu PKK di Dusun Krajan, Patrang


Dian Galuh Pratita<sup>(1\*)</sup>, Erna Selviyanti<sup>(2)</sup>, Sabran Sabran<sup>(3)</sup>,

- (1) Politeknik Negeri Jember
- (2) Politeknik Negeri Jember
- (3) Politeknik Negeri Jember
- (\*) Corresponding Author

DOI: <https://doi.org/10.4774/comdev.71157>

		1	Total citation
		1	Recent citation
		n/a	Field Citation Ratio
		n/a	Relative Citation Ratio

Keywords: coffee, candle, aromatherapy, PKK



badge.dimensions.ai/details/id/pub.1147045648/citations

Dimensions



## Pelatihan Pembuatan Lilin Aromaterapi Pada Ibu PKK di Dusun Krajan, Patrang

**Publication** Article in **Journal of Community and Development**, published January 2022

**Authors** Dian Galuh Pratita, Erna Selviyanti, Sabran Sabran

[More details](#)

Summary

Citations

Citing research categories

1  
CITATION

Dimensions has found 1 citation of this research output.

[Extremity Massage with Aromatherapy Lemongrass Lowers Blood Pressure Hypertension Patients](#)

Article in **Jurnal Ilmiah Kesehatan (JIKA)**, published December 2022

# Seputar DOI : Isian Data pada ARJUNA (New)

URL Jurnal *	URL Kontak *
<a href="https://jesty.pubmedia.id/index.php/jesty">https://jesty.pubmedia.id/index.php/jesty</a>	<a href="https://jesty.pubmedia.id/index.php/jesty/about/contact">https://jesty.pubmedia.id/index.php/jesty/about/contact</a>
URL Reviewer *	URL Dimension
<a href="https://jesty.pubmedia.id/index.php/jesty/reviewers">https://jesty.pubmedia.id/index.php/jesty/reviewers</a>	<a href="https://app.dimensions.ai/discover/publication?search_mode=content&amp;a">https://app.dimensions.ai/discover/publication?search_mode=content&amp;a</a>
URL Editor	URL Statistik
<a href="https://jesty.pubmedia.id/index.php/jesty/about/editorialTeam">https://jesty.pubmedia.id/index.php/jesty/about/editorialTeam</a>	<a href="https://jesty.pubmedia.id/index.php/jesty/visitor">https://jesty.pubmedia.id/index.php/jesty/visitor</a>
URL Etika Publikasi *	OAI Jurnal *
<a href="https://jesty.pubmedia.id/index.php/jesty/pubethic">https://jesty.pubmedia.id/index.php/jesty/pubethic</a>	<a href="https://jesty.pubmedia.id/index.php/jesty/oai">https://jesty.pubmedia.id/index.php/jesty/oai</a>
DOI Jurnal *	
10.47134/jesty	

🔄 SINKRONISASI DATA DARI GARUDA

← KEMBALI

✓ SIMPAN

# Seputar DOI : Dimensions sbg Pengindeks Inter.

## Unsur Penilaian

Pilih jawaban pada setiap unsur penilaian

- 1 Penamaan Jurnal Ilmiah
- 2 Kelembagaan Penerbit
- 3 Penyuntingan dan Manajemen Jurnal
- 4 Substansi Artikel
- 5 Gaya Penulisan
- 6 Penampilan
- 7 Keberkalaan
- 8 Penyebarluasan

## Instrumen Evaluasi Diri

Penambahan Jurnal Ilmiah

### 1. Jumlah Kunjungan Unik ke Laman

Jawaban Anda

>50 kunjungan unik ke laman rerata per hari untuk jurnal yang terbit (Skor: 3)

### 2. Pencantuman di Lembaga Pengindeks

Jawaban Anda

Tercantum dalam lembaga pengindeks internasional (Skor: 6)

### 3. Alamat/Identitas Unik Artikel

Jawaban Anda

Memiliki DOI tiap artikel (Skor: 1)

← KEMBALI

✓ SIMPAN

# Kategorisasi Lembaga Pengindeks

*Berdasarkan pedoman akreditasi jurnal ilmiah tahun 2021*

## Indeksasi Bereputasi Internasional

- Scopus, Compendex, Clarivate Analytics-WoS (SCIE dan SSCI, bukan ESCI), PubMed, dan lain-lain yang setara dan disepakati (Nilai =8)

## Indeksasi Internasional

- DOAJ, ERIC, Copernicus, ProQuest, EBSCO, Clarivate-ESCI, CABI, Google Scholar “Metrics” (bukan Google Scholar biasa), Dimensions-Digital Science; ASEAN Citation Index, Google Scholar, ResearchGate, ROAD, dll yang setara dan disepakati (Nilai = 6 poin)

## Indeksasi Nasional

- Garuda (Nilai = 4 Poin)

# Seputar DOI : Syarat WAJIB Usulan Akreditasi

## Konfirmasi Siap Akreditasi

1. Sudah mencantumkan eISSN yang benar.
2. Jurnal telah memiliki DOI yang aktif.
3. Sudah terbit minimal 2 tahun terakhir berurutan.
4. Setiap tahun minimal 2 terbitan/issue.
5. Setiap terbitan minimal 5 artikel.
6. Situs mencantumkan pernyataan etika publikasi

✓ SUBMIT

✗ TUTUP

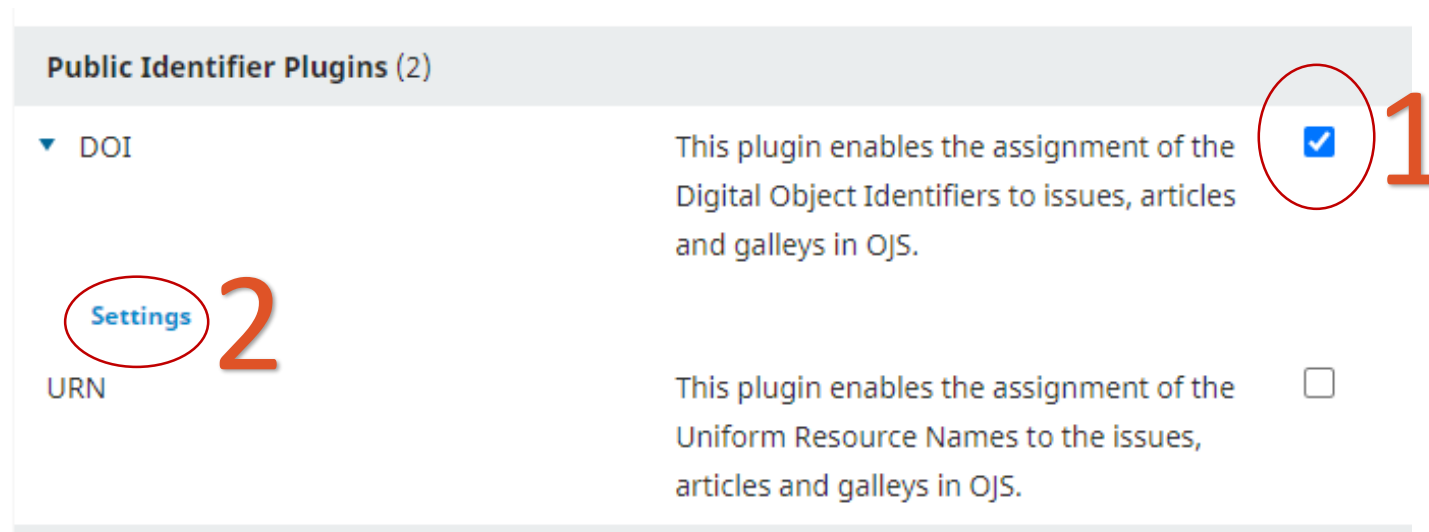


# 2 Langkah Mengaktifkan DOI

- Setting DOI
  - Pengaturan prefik dan suffiks DOI
  - Pengaturan pola DOI (disarankan menggunakan pola default)
  - *Tahap ini hanya setting bukan aktivasi, jadi DOI belum aktif/masih error saat diklik*
- Aktivasi DOI
  - Syarat wajib : jurnal memiliki ISSN (pastikan settingan di data jurnal sesuai data di portal ISSN BRIN)
  - Ada 3 metode : Plugin OJS, XML dan Web Deposit
  - Jika sukses, maka DOI aktif (tidak error saat di klik)
  - *Doi aktif jika saat di klik URL nya mengarah ke laman paper tsb (no error)*

# Setting DOI OJS 3

- Akun **minimal Editor**
- Setting – Website – Plugin - **Public Identifier Plugins** : DOI



- Centang pada **ceklist (1)** kemudian klik **Settings (2)**

# Setting DOI OJS 3, Next

## DOI

Please configure the DOI plugin to be able to manage a

### Journal Content

Please select the publishing objects that will have Digital Object

- Issues
- Articles
- Galleys

3

### DOI Prefix

The DOI Prefix is assigned by registration agencies (e.g. [Crossref](#))

10.47134

DOI Prefix \*

### DOI Suffix

A DOI suffix can take any form, but must be unique among all p

- Use default patterns.

%j.v%vi%i for issues

%j.v%vi%i.%a for articles

%j.v%vi%i.%a.g%g for galleys.

4

For example, vol%viss%ipp%p could create a DOI such as 10.1234/vol3iss2pp230

for issues

for articles

for galleys

### Reassign DOIs

If you change your DOI configuration, DOIs that have already been assigned will not be affected. Once the DOI configuration is saved, use this button to clear all existing DOIs so that the new settings will take effect with existing objects.

[Reassign DOIs](#)

### Assign DOIs

Assign DOIs to all published journal objects that have not been assigned DOIs. This action can not be used with the individual suffix configuration. If you have modified the DOI configuration above, please save your changes before initiating this action. Assigning DOIs may take a long time, depending on the number of published objects in the journal.

[Assign DOIs](#)

5

Save

Cancel

# Setting DO OJS 2

- Akun minimal Jurnal Manager

**User Home**  
[Site Administrator](#)

**Aksiologi : Jurnal Pendidikan dan Ilmu Sosial**

**Journal Manager** 1  
Editor

**Management Pages**

- Announcements
- Files Browser
- Journal Sections
- Review Forms
- Languages
- Masthead
- Prepared Emails
- Reading Tools
- Setup
- Stats & Reports
- Payments
- **System Plugins** 2
- Import/Export Data

## Plugin Management

This page allows the Journal Manager to review plugins, divided into categories, according to their function.

- Metadata Plugins
- Authorization Plugins
- Block Plugins
- Citation Format Plugins
- Citation Database Connector Plugins
- Citation Output Plugins
- Citation Extraction Plugins
- Gateway Plugins
- Generic Plugins
- Implicit Authentication Plugins
- Import/Export Plugins
- OAI Metadata Format Plugins
- Payment Plugins
- **Public Identifier Plugins** 3
- Report Plugins
- Theme Plugins
- **Install A New Plugin**

## Public Identifier Plugins

These plugins implement support for a public identifier.

- **DOI** 4  
This plugin enables the assignment of the Digital Object Identifier (DOI) to journal articles.  
DISABLE SETTINGS 5 UPGRADE PLUGIN DELETE PLUGIN
- **URN**  
This plugin enables the assignment of the Uniform Resource Name (URN) to journal files in OJS.  
ENABLE UPGRADE PLUGIN DELETE PLUGIN

# Setting DO OJS 2, Next..

## DOI Plugin Settings

Please configure the DOI plug-in to be able to manage and use DOIs in OJS:

Journal Content \* Please select the publishing objects that will have DOI

**NOTE:** When using the CrossRef DOIs, please select intellectual and artistic content. Thus, article is the registration is based upon.

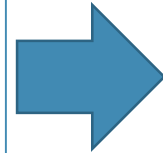
- Issues
- Articles
- Galleys
- Supplementary Files

6

DOI Prefix \* The DOI Prefix is assigned by registration agencies (e.g. 10.1234):

10.47134

7



DOI Suffix

A DOI suffix can take any form, but must be unique and prefix assigned:

- Use the pattern entered below to generate DOI suffixes. The pattern can include %v for the volume number, %i for the issue number, %Y for the year, %g for the galley ID, %s for the OJS supplementary file ID, %p for the "Primary Identifier" (must be enabled in Setup 4.3).

for issues

for articles

for galleys

for supplementary files.

- Use default patterns.
  - %j.v%vi%i for issues
  - %j.v%vi%i.%a for articles
  - %j.v%vi%i.%a.g%g for galleys
  - %j.v%vi%i.%a.s%s for supplementary files.

8

- Enter an individual DOI suffix for each published item. Each item's meta-data page.

If you change your DOI configuration, DOIs that have already been assigned will remain the same. After the DOI configuration is saved, use this button to clear all DOIs and reassign them.

Reassign DOIs

Save Cancel

“Setting DOI sudah selesai, sebelum melakukan aktivasi DOI pastikan **settingan jurnal** sudah sesuai dengan data di **portal ISSN BRIN**”

# Setting Identitas Jurnal OJS 3

Masthead **Contact** Sections Categories Help

**Journal Name \***  **Journal initials \***  **Journal Abbreviation**

**Publisher**  
The name of the organization publishing the journal

**ISSN**  
  
Online ISSN

*WAJIB ada ISSN untuk aktivasi DOI*

issn.brin.go.id/terbit/detail/1574221042

HALAMAN UTAMA TENTANG ISSN INFORMASI ▾

Tanggal Permohonan : Rabu, 20 November 2019

Judul terbitan : **Arteri : Jurnal Ilmu Kesehatan**

Sub J

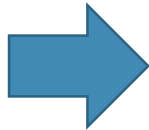
**Pengelola** : Puslitbang Sinergis Asa Professional

**Departemen / Satuan Kerja / Fakultas** : Puslitbang Sinergis Asa Professional

# Setting Identitas Jurnal OJS 2

## Management Pages

- Announcements
- Files Browser
- Journal Sections
- Review Forms
- Languages
- Masthead
- Prepared Emails
- Reading Tools
- **Setup**
- Stats & Reports
- Payments
- System Plugins
- Import/Export Data



## Five Steps to a Journal Web Site

### 1. Details

Name of journal, ISSN, contacts, sponsors, and search engines.

### 2. Policies

Focus, peer review, sections, privacy, security, and additional ab




## Step 1. Getting Down the Details

1. DETAILS 2. POLICIES 3. SUBMISSIONS 4. MANAGEMENT 5. THE LOOK

### 1.1 General Information

Journal title *	Aksiologi : Jurnal Pendidikan dan Ilmu Sosial
Journal initials *	aksiologi
Journal Abbreviation	
Print ISSN	
Online ISSN	2747-2752



### 1.5 Publisher

The name of the organization publishing the journal will appear in About the Journal.

Note

✂ 📄 💾 | **B** *I* U | ☰ ☰ | 🔗 🌐 🌐 HTML 🖨

This text will appear below the "Publisher" heading and abc Sponsorship" on the "About" page.

Institution	Indonesian Journal Publisher
URL	https://idpublishing.org



# 1 AKTIVASI DOI METODE PLUGIN OJS

# Aktivasi DOI OJS: Metode Plugin OJS 3

arteri.sinergis.org/arteri/management/tools#importexport

ARTERI : Jurnal Ilmu Kesehatan Tasks 0

Import/Export Report Generator

- [DataCite Export/Registration Plugin](#): Export or regist
- [QuickSubmit Plugin](#): One-step submission plugin
- [CrossRef XML Export Plugin](#)**: Export article metadata
- [Users XML Plugin](#): Import and export users
- [Native XML Plugin](#): Import and export articles and is:
- [mEDRA Export/Registration Plugin](#): Export issue, arti the mEDRA registration agency.
- [DOAJ Export Plugin](#): Export Journal for DOAJ.
- [PubMed XML Export Plugin](#): Export article metadata

The following items are required for a successful CrossRef deposit.

Muhammad Yunus	
Depositor name *	<i>Masukkan data depositor (penanggung jawab jurnal)</i>
muhyunus.446@gmail.com	
Depositor email *	

If you would like to use this plugin to register Digital Object Identifiers (DOIs) directly within OJS in order to do so. If you do not have your own username and password you can still export CrossRef from within OJS.

arteri	
Username	<i>Masukkan akun DOI Crossref</i>
.....	
Password	

Please note that the password will be saved as plain text, i.e. not encrypted.

OJS will deposit assigned DOIs automatically to CrossRef. Please note that this may be done via your cronjob configuration. You can check for all unregistered DOIs.

*Centang bagian ini*


Use the CrossRef test API (testing environment) for the DOI deposit. Please do not f

Save	Cancel
------	--------

# Aktivasi DOI OJS: Metode Plugin OJS 2

## Management Pages

- Announcements
- Files Browser
- Journal Sections
- Review Forms
- Languages
- Masthead
- Prepared Emails
- Reading Tools
- Setup
- Stats & Reports
- Payments
- System Plugins
- **Import/Export Data**



## Import/Export Data

- **CrossRef Export/Registration Plugin**: Export or register article metadata in CrossRef format
- DataCite Export/Registration Plugin: Export or register issue, article, galley and supplement format.
- DOAJ Export Plugin: Export Journal for DOAJ and supply journal information for inclusion
- DuraCloud Import/Export Plugin: Archive and restore issues using an external DuraCloud s
- Erudit Article Export Plugin: Export articles using the English Erudit DTD



## CrossRef Export/Registration Plugin

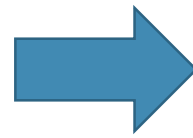
This plugin can be configured to automatically register Digital Object Id and password (available from CrossRef) in order to do so. If you do export into the CrossRef XML format, but you cannot register your l

## Export Data

- Manage DOIs

## Settings

You can **configure** the CrossRef export/registration plug-in here.



### Settings

The following items are required for a successful CrossRef deposit.

Depositor name *	<input type="text" value="Rahmat Nur"/>
<i>Masukkan data depositor (penanggung jawab jurnal)</i>	
Depositor email *	<input type="text" value="aksiologi@idpublishing.org"/>

This plugin can be configured to automatically register Digital Object Id and password (available from CrossRef) in order to do so. If you do not export into the CrossRef XML format, but you cannot register your DOI

Username	<input type="text" value="idpubl"/>
<i>Masukkan akun DOI Crossref</i>	
Password	<input type="password" value="....."/>

Please note that the password will be saved.

Register DOIs automatically  *Centang bagian ini*  
OJS will deposit article DOIs automatically  
may take a short amount of time after public  
the unregistered articles listing.

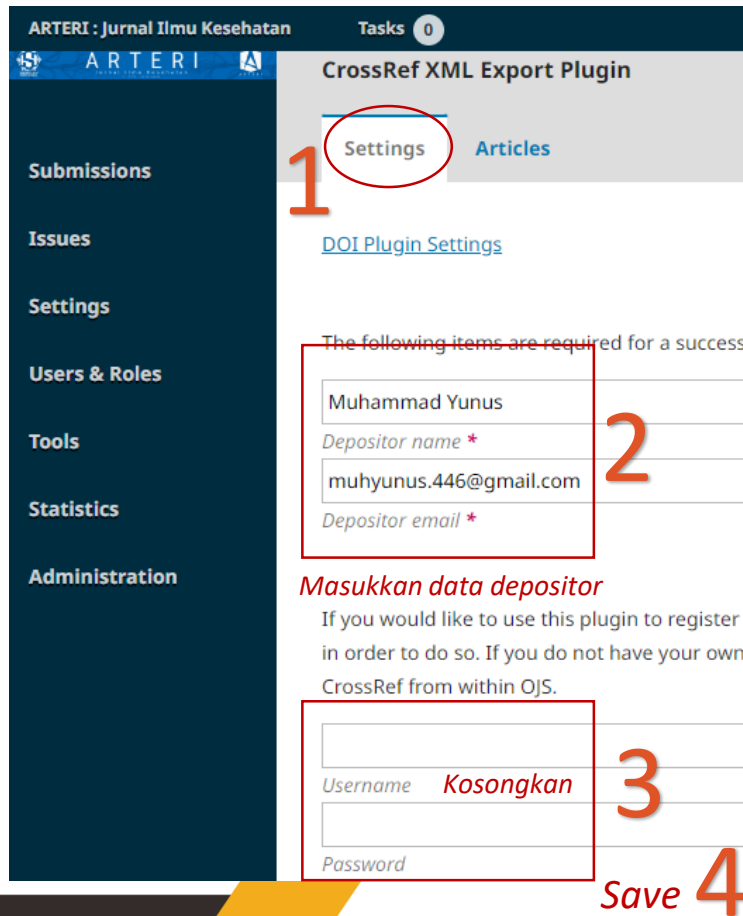
\* Denotes required field

# 2

## AKTIVASI DOI METODE UPLOAD XML

# Aktivasi DOI : Metode XML OJS 3

## 1. Download XML Crossref



ARTERI : Jurnal Ilmu Kesehatan Tasks 0

Settings Articles

1

Submissions

Issues

Settings

Users & Roles

Tools

Statistics

Administration

DOI Plugin Settings

The following items are required for a success

Muhammad Yunus

Depositor name \*

2

muhyunus.446@gmail.com

Depositor email \*

Masukkan data depositor

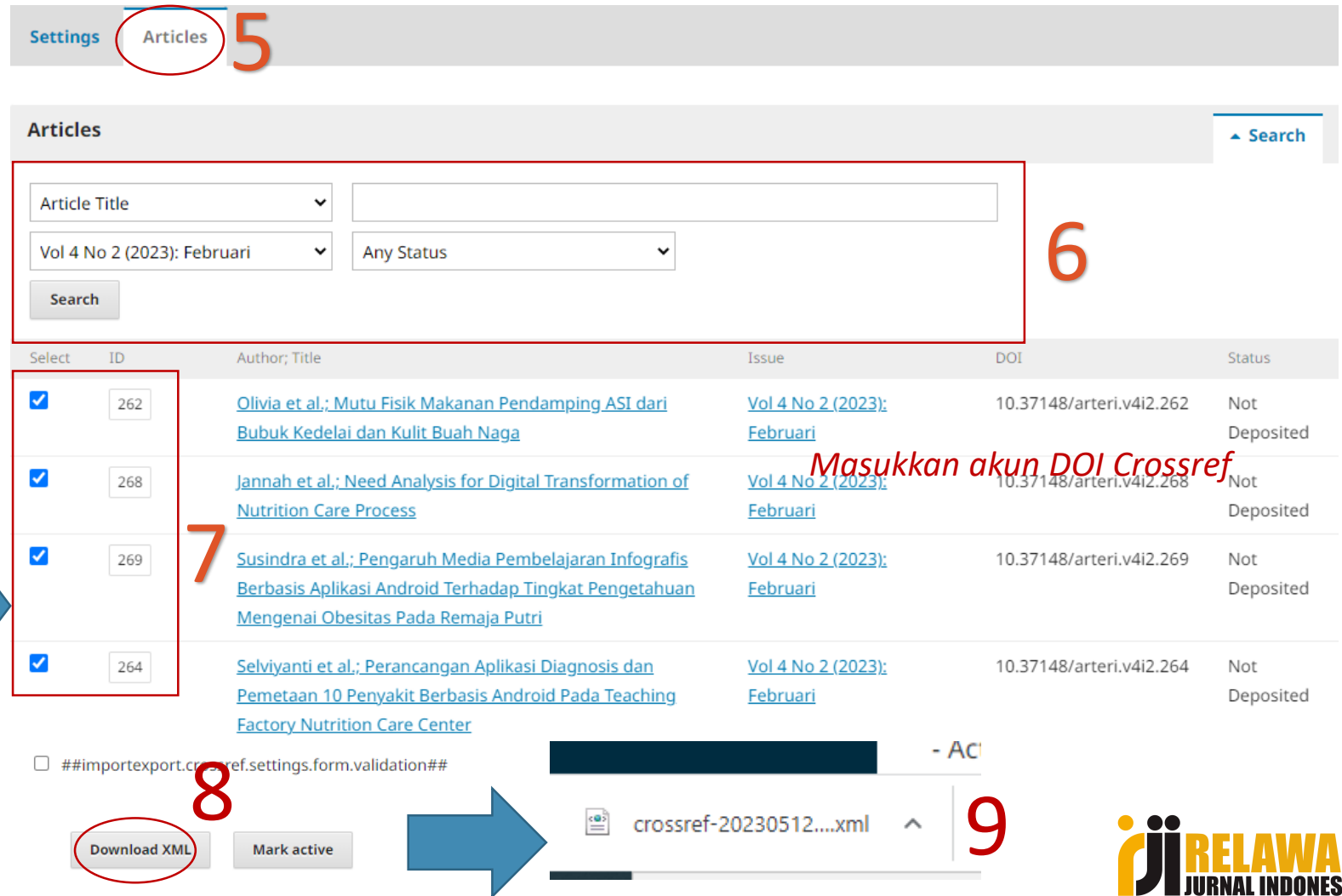
If you would like to use this plugin to register in order to do so. If you do not have your own CrossRef from within OJS.

Username Kosongkan

3

Password

Save 4



Settings Articles 5

Articles

Search

Article Title

Vol 4 No 2 (2023): Februari

Any Status

6

Select	ID	Author; Title	Issue	DOI	Status
<input checked="" type="checkbox"/>	262	<a href="#">Olivia et al.; Mutu Fisik Makanan Pendamping ASI dari Bubuk Kedelai dan Kulit Buah Naga</a>	<a href="#">Vol 4 No 2 (2023); Februari</a>	10.37148/arteri.v4i2.262	Not Deposited
<input checked="" type="checkbox"/>	268	<a href="#">Jannah et al.; Need Analysis for Digital Transformation of Nutrition Care Process</a>	<a href="#">Vol 4 No 2 (2023); Februari</a>	10.37148/arteri.v4i2.268	Not Deposited
<input checked="" type="checkbox"/>	269	<a href="#">Susindra et al.; Pengaruh Media Pembelajaran Infografis Berbasis Aplikasi Android Terhadap Tingkat Pengetahuan Mengenai Obesitas Pada Remaja Putri</a>	<a href="#">Vol 4 No 2 (2023); Februari</a>	10.37148/arteri.v4i2.269	Not Deposited
<input checked="" type="checkbox"/>	264	<a href="#">Selviyanti et al.; Perancangan Aplikasi Diagnosis dan Pemetaan 10 Penyakit Berbasis Android Pada Teaching Factory Nutrition Care Center</a>	<a href="#">Vol 4 No 2 (2023); Februari</a>	10.37148/arteri.v4i2.264	Not Deposited

Masukkan akun DOI Crossref

7

8

Download XML

Mark active

9

crossref-20230512....xml

# Metode XML OJS 2

## Management Pages

- Announcements
- Files Browser
- Journal Sections
- Review Forms
- Languages
- Masthead
- Prepared Emails
- Reading Tools
- Setup
- Stats & Reports
- Payments
- System Plugins
- **Import/Export Data**



## Import/Export Data

- **CrossRef Export/Registration Plugin**: Export or register article metadata in CrossRef format.
- DataCite Export/Registration Plugin: Export or register issue, article, galley and supplementa format.
- DOAJ Export Plugin: Export Journal for DOAJ and supply journal information for inclusion
- DuraCloud Import/Export Plugin: Archive and restore issues using an external DuraCloud sei
- Erudit Article Export Plugin: Export articles using the English Erudit DTD



## CrossRef Export/Registration Plugin

This plugin can be configured to automatically register Digital Objec and password (available from CrossRef) in order to do so. If you do export into the Cross

## Export Data

- **Manage DOIs**

## Settings

You can configure the

## Manage Article DOIs

**Manage Issues** *Klik bagan ini*

ALL NOT DEPOSITED FAILED SUBMITTED DEPOSITED ACTIVE

ID	ISSUE	TITLE	AUTHORS
		ANALISIS MUTU PENDIDIKAN ISLAM (INPUT, PROSES &...	Syaefudin Syaefudin
		PERSPEKTIF AKSIOLOGI TERHADAP PENURUNAN MINAT BELAJAR...	Theresia Endang Sulistyawati

## Select Issues

ISSUE	PUBLISHED	ITEMS	ACTION
<input checked="" type="checkbox"/> VOL 4, NO.1 (2023) : APRIL	2023-04-27	4	REGISTER <b>DOWNLOAD XML</b>
<input type="checkbox"/> VOL 3, NO.1 (2022) : OKTOBER	2022-10-18	5	REGISTER DOWNLOAD XML
<input type="checkbox"/> VOL 2, NO.2 (2022) : APRIL	2022-04-07	6	REGISTER DOWNLOAD XML
<input type="checkbox"/> VOL 2, NO 1 (2021): OKTOBER	2021-10-13	6	REGISTER DOWNLOAD XML
<input type="checkbox"/> VOL 1, NO 2 (2021): APRIL	2021-04-15	6	REGISTER DOWNLOAD XML
<input type="checkbox"/> VOL 1, NO 1 (2020): OKTOBER	2020-10-10	6	REGISTER DOWNLOAD XML

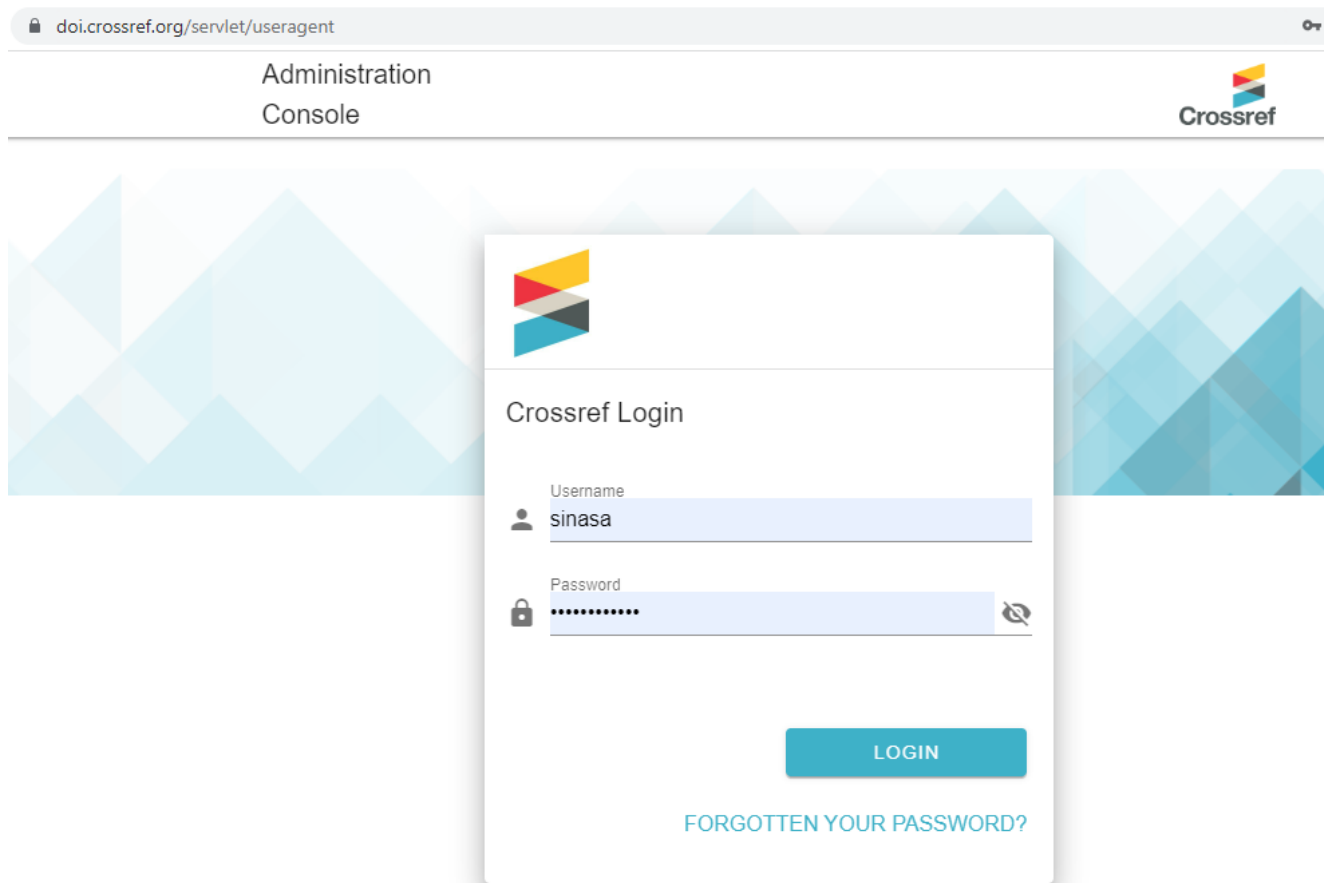
1 - 6 of 6 Items

Register **Download XML** Mark registered Select All

20230512-0236-is....xml ^

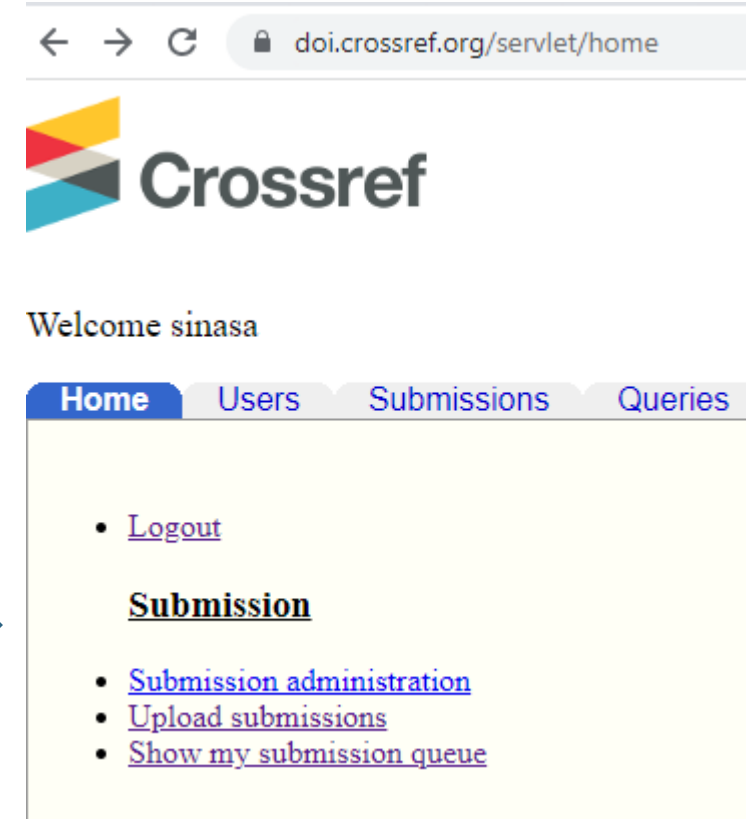

# Aktivasi DOI OJS 2 & 3: Upload XML

2. Buka web <https://doi.crossref.org/servlet/useragent>



The screenshot shows the Crossref Login page. The browser address bar displays `doi.crossref.org/servlet/useragent`. The page header includes "Administration Console" and the Crossref logo. A login form is centered on the page with the following fields:

- Crossref Login**
- Username:**
- Password:**
- LOGIN** button
- [FORGOTTEN YOUR PASSWORD?](#)



The screenshot shows the Crossref Home page. The browser address bar displays `doi.crossref.org/servlet/home`. The page header includes the Crossref logo and the text "Welcome sinasa". A navigation menu is visible with the following items:

- Home** (selected)
- Users
- Submissions
- Queries

The main content area contains the following links:

- [Logout](#)
- **Submission**
- [Submission administration](#)
- [Upload submissions](#)
- [Show my submission queue](#)

# Aktivasi DOI OJS 2 & 3: Upload XML, Next..

The image displays two screenshots of the Crossref OJS interface. The left screenshot shows the 'Upload' page where a file named 'crossref-202...rticles-1.xml' is selected and the 'upload' button is highlighted. The right screenshot shows the 'Show System Queue' page with a 'SUCCESS' message indicating that the batch submission was successfully received.

Left Screenshot: doi.crossref.org/servlet/submissionAdmin?sf=showUpload

Right Screenshot: doi.crossref.org/servlet/deposit

*Sukses upload*, selanjutnya cek apakah DOI sudah aktif dengan tes klik URL DOI paper



# Cek DOI Aktif setelah Aktivasi

arteri.sinergis.org/arteri

## Need Analysis for Digital Transformation of Nutrition Care Process

Miftahul Jannah, Politeknik Negeri Jember, Indonesia  
Arisanty Nur Setya Restuti, Politeknik Negeri Jember, Indonesia  
Muhammad Iqbal, Politeknik Negeri Jember, Indonesia

PDF

Abstract Views : 22 | PDF Download : 16 | DOI <https://doi.org/10.37148/arteri.v4i2.268>

## Mutu Fisik Makanan Pendamping ASI dari Bubuk Kedelai dan Kulit Buah Naga

Zora Olivia, Politeknik Negeri Jember, Indonesia  
Arinda Lironika Suryana, Politeknik Negeri Jember, Indonesia  
Nita Maria Rosiana, Politeknik Negeri Jember, Indonesia

PDF

Abstract Views : 22 | PDF Download : 22 | DOI <https://doi.org/10.37148/arteri.v4i2.262>

doi.org/10.37148/arteri.v4i2.268

doi Foundation

*DOI belum aktif, perlu cek pesan error via email*

**DOI NOT FOUND**

**10.37148/arteri.v4i2.268**

in the DOI System. Possible reasons are:

The screenshot shows the journal article page for 'Mutu Fisik Makanan Pendamping ASI dari Bubuk Kedelai dan Kulit Buah Naga'. The page includes the journal logo 'SINERGIS ASA PROFESIONAL', the title, authors (Zora Olivia, Arinda Lironika Suryana, Nita Maria Rosiana), and the DOI: <https://doi.org/10.37148/arteri.v4i2.262>. The page is part of 'Jurnal Arteri'.

*DOI sudah aktif*

# Pesan Aktivasi Sukses

CrossRef submission ID: 1572902545 >



**Crossref** <admin@crossref.org>

kepada saya ▾



Inggris ▾



Indonesia ▾

[Terjemahkan pesan](#)

```
<?xml version="1.0" encoding="UTF-8"?>
```

```
<doi_batch_diagnostic status="completed" sp="ds3.crossref.org">
```

```
  <submission_id>1572902545</submission_id>
```

```
  <batch_id>_1683856172</batch_id>
```

```
  <record_diagnostic status="Success">
```

```
    <doi>10.37148/arteri.v4i2</doi>
```

```
    <msg>Successfully updated in handle</msg>
```

```
  </record_diagnostic>
```

```
  <record_diagnostic status="Success">
```

```
    <doi>10.37148/arteri.v4i2.262</doi>
```

```
    <msg>Successfully added</msg>
```

```
  </record_diagnostic>
```

```
</batch_data>
```

```
  <record_count>2</record_count>
```

```
  <success_count>2</success_count>
```

```
  <warning_count>0</warning_count>
```

```
  <failure_count>0</failure_count>
```

```
</batch_data>
```

```
</doi_batch_diagnostic>
```

3

# AKTIVASI DOI METODE WEB DEPOSIT

*(Dilakukan jika ke 2 metode sebelumnya tidak bisa)*

URL : <https://apps.crossref.org/webDeposit>

The screenshot shows the webDeposit application interface. At the top, there is a navigation bar with a yellow background and a link: [← Back to the main Crossref website](#). Below this is the Crossref logo. The main heading is "webDeposit" with the version "Ver. 1.56" to its right. A paragraph of text reads: "The web deposit form allows Crossref members to deposit content and register DOIs. Learn more about [how to use the web deposit form](#)." Below this is a note: "Note: Your Crossref username and password will be required at the end of this process to submit data to the system. Please ensure your browser allows JavaScript so that the data validation will function." The section "Step 1: Select Data Type" contains a "Data Type Selection" box. Below the box, the text "Select Data Type:" is followed by several radio button options: "Journal" (which is selected and circled in red), "Book", "Conference Proceedings", "Report", "Dissertation", "CrossMark Policy page", "NLM File BETA", and "Supplemental-Metadata Upload BETA".

apps.crossref.org/webDeposit/

← [Back to the main Crossref website](#)

Crossref

webDeposit Ver. 1.56

The web deposit form allows Crossref members to deposit content and register DOIs. Learn more about [how to use the web deposit form](#).

**Note:** Your Crossref username and password will be required at the end of this process to submit data to the system. **Please ensure your browser allows JavaScript so that the data validation will function.**

Step 1: Select Data Type

Data Type Selection

Select Data Type:  Journal  Book  Conference Proceedings  Report  Dissertation  CrossMark Policy page  
 NLM File **BETA**  Supplemental-Metadata Upload **BETA**

1

Step 2: Identify the Journal

Journal information

Title+ BIOS : Jurnal Teknologi Informasi dan Rekayasa Komputer

Abbr.+ bios

Journal DOI+ 10.37148/bios

Journal URL https://bios.sinergis.org/bios

Print ISSN+ Elect ISSN+ 27220850 Journal DOI and/or ISSN required

Volume 4 Issue 1

Issue DOI 10.37148/bios.v4i1

Issue URL https://bios.sinergis.org/bios/issue/view/9

2

Publication dates

note: use numerical values (YYYY, MM, DD)

Type: print

\*Year Month Day

Type: online

\*Year 2023 Month 03 Day 31

\* a minimum of one publication year is required

+ complete Title, Abbr., Journal DOI/URL and/or ISSN fields for title-level Journal deposit

webDeposit Ver. 1.56

Enter the article's metadata and then continue with more articles or complete the deposit by selecting 'Finish'. Mandatory fields are marked by an "\*", but in general it is best practice to enter as much data as you can.

Step 3: Input the article metadata.

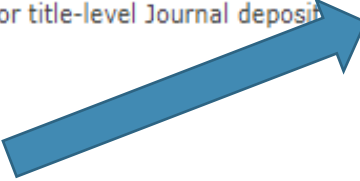
Deposit Data

```
<journal_volume>
<volume>4</volume>
</journal_volume>
<issue>1</issue>
<doi_data>
<doi>10.37148/bios.v4i1</doi>
<resource>https://bios.sinergis.org/bios/issue/view/9</resource>
</doi_data>
</journal_issue>
```

Submit Journal/Issue DOI

Add Articles

3



Article information

Title\*

Original Title (for translated works only)

Contributors

Person Role:  First Name:  Last Name:  ORCID:

Organization (optional) Role:

Person Role:  First Name:  Last Name:  ORCID:

Organization Role:

Person Role:  First Name:  Last Name:  ORCID:

Organization Role:

Abstract Language

Abstract

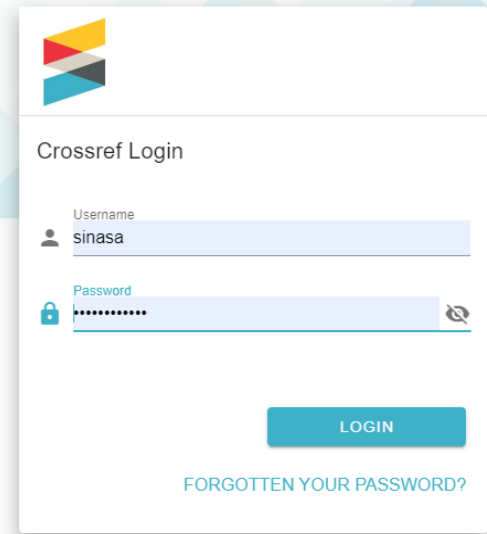
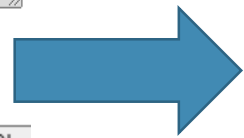
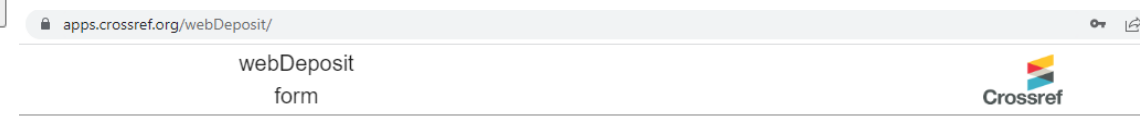
DOI\*

URL\*

First page:  Last page:

4

5



Masukkan user account DOI Crossref

apps.crossref.org/webDeposit/

← Back to the main Crossref website

**Crossref**

webDeposit Ver. 1.56

Your deposit is now ready to upload to the CrossRef system. Please provide a valid email address where the deposit results should be sent and then select 'Deposit'.

Step 4: Input your user information

User information

E-mail:

**Masukkan email untuk notifikasi**

apps.crossref.org/webDeposit/

← Back to the main Crossref website

**Crossref**

httpResp status is HTTP/1.1 200 OK

**SUCCESS**

Your batch submission was successfully received.

webDeposit Ver. 1.56

Your deposit has been submitted to the system. The log results will be sent to you in an email

Your XML file is named: cr-396e3d57186c1f28fcb-1e27.xml

To return to the beginning and start another deposit, please press 'Restart'.

**Crossref** <admin@crossref.org>  
kepada saya ▾

```
<?xml version="1.0" encoding="UTF-8"?>
<doi_batch_diagnostic status="completed" sp="ds3.crossref.org">
  <submission_id>1572886553</submission_id>
  <batch_id>396e3d57186c1f28fcb-1e27</batch_id>
  <record_diagnostic status="Success">
    <doi>10.37148/bios</doi>
    <msg>Successfully updated in handle</msg>
  </record_diagnostic>
  <record_diagnostic status="Success">
    <doi>10.37148/bios.v4i1</doi>
    <msg>Successfully updated in handle</msg>
  </record_diagnostic>
  <record_diagnostic status="Success">
    <doi>10.37148/bios.v4i1.54</doi>
    <msg>Successfully added</msg>
  </record_diagnostic>
  <batch_data>
    <record_count>3</record_count>
    <success_count>3</success_count>
    <warning_count>0</warning_count>
    <failure_count>0</failure_count>
  </batch_data>
</doi_batch_diagnostic>
```

# Pesan Error yang Umum Saat Aktivasi DOI



Crossref <admin@crossref.org>

kepada saya ▾

Rab, 7 Des 2022,

🌐 Inggris ▾ > Indonesia ▾ [Terjemahkan pesan](#)

Nonah

```
<?xml version="1.0" encoding="UTF-8"?>
<doi_batch_diagnostic status="completed" sp="ds4.crossref.org">
  <submission_id>1553540227</submission_id>
  <batch_id>_1670413529</batch_id>
  <record_diagnostic status="Failure">
    <doi />
```

```
    <msg>Error: cvc-pattern-valid: Value " is not facet-valid with respect to pattern '[^\\d\\?]*[\\?\\s]+[\\d]*' for type '#AnonType_surname'.
Error: cvc-type.3.1.3: The value " of element 'surname' is not valid.
Error: cvc-pattern-valid: Value " is not facet-valid with respect to pattern '[^\\d\\?]*[\\?\\s]+[\\d]*' for type '#AnonType_surname'.
Error: cvc-type.3.1.3: The value " of element 'surname' is not valid.
Error: cvc-pattern-valid: Value " is not facet-valid with respect to pattern '[^\\d\\?]*[\\?\\s]+[\\d]*' for type '#AnonType_surname'.
Error: cvc-type.3.1.3: The value " of element 'surname' is not valid.
</msg>
```

```
</record_diagnostic>
<batch_data>
  <record_count>1</record_count>
  <success_count>0</success_count>
  <warning_count>0</warning_count>
  <failure_count>1</failure_count>
</batch_data>
</doi_batch_diagnostic>
```

**Solusi :** cek metadata pada bagian nama author (nama depan, tengah dan belakang). Pastikan tidak ada kelebihan spasi diawal atau akhir nama



# Pesan Error yang Umum Saat Aktivasi DOI



Crossref <admin@crossref.org>

kepada saya ▾

Kam, 8 Des 2022, 17.22



🌐 Inggris ▾ > Indonesia ▾ [Terjemahkan pesan](#)

[Nonaktifkan untu](#)

```
<?xml version="1.0" encoding="UTF-8"?>
<doi_batch_diagnostic status="completed" sp="ds5">
  <submission_id>1553672893</submission_id>
  <batch_id>_1670494941</batch_id>
  <record_diagnostic status="Failure" msg_id="22">
    <doi>all doi's under the current journal element</doi>
    <msg>ISSN "28082311" has already been assigned, title/issn: CONFERENCE_PROCEEDING_SERIES/28082311 is assigned to another genre:
CONFERENCE_PROCEEDING_SERIES</msg>
  </record_diagnostic>
  <batch_data>
    <record_count>1</record_count>
    <success_count>0</success_count>
    <warning_count>0</warning_count>
    <failure_count>1</failure_count>
  </batch_data>
</doi_batch_diagnostic>
```

**Solusi :** Nama jurnal tidak sesuai dengan pengaturan awal ISSN  
(perbaiki sesuai kondisi awal)

# Pesan Error yang Umum Saat Aktivasi DOI

```
<record_diagnostic status="Failure" msg_id="4">
```

```
<doi> 10.37148/arteri.v3i3</doi>
```

```
<msg>Record not processed because submitted version: 1663227195 is less or equal to previously submitted version {1}</msg>
```

```
</record_diagnostic>
```

```
<record_diagnostic status="Success">
```

```
<doi> 10.37148/arteri.v3i3.224</doi>
```

```
<msg>Successfully added</msg>
```

**Solusi :** Biarkan saja karena masih proses atau sudah diaktivasi sebelumnya (sebelumnya sudah terbaca)



**RELAWAN**  
**JURNAL INDONESIA**

**“Berbagi, Giatkan Publikasi”**



Relawan Jurnal Indonesia



Jur\_Indonesia



Relawan\_Jurnal\_Indonesia