



Planets Across Space and Time (PAST)

Jia-Yi Yang, Di-Chang Chen, Ji-Wei Xie, Ji-Lin Zhou, Subo Dong, Zi Zhu, Zheng Zheng, Chao Liu, Weikai Zong, and Ali Luo

AJ, submitted

School of Astronomy and Space Science, Nanjing University, Nanjing, China.

Key Laboratory of Modern Astronomy and Astrophysics, Ministry of Education, Nanjing 210023, China

email: yangjy@nju.edu.cn



Abstract

One of the fundamental questions in astronomy is how planetary systems form and evolve. Measuring the planetary occurrence and architecture as a function of time directly addresses this question. In the fourth paper of the Planets Across Space and Time (PAST) series, we investigate the occurrence and architecture of Kepler planetary systems as a function of kinematic age by using the LAMOST-Gaia-Kepler sample. To isolate the age effect, other stellar properties (e.g., metallicity) have been controlled. We found the following results. (1) The fraction of stars with Kepler-like planets (F_{Kep}) is about 50% for all stars; no significant trend is found between F_{Kep} and age. (2) The average planet multiplicity (\bar{N}_p) exhibits a decreasing trend ($\sim 2\sigma$ significance) with age, which decreases from $\bar{N}_p \sim 2.6\text{--}2.7$ for stars younger than 1 Gyr to $\bar{N}_p \sim 1.8\text{--}2.0$ for stars older than 8 Gyr. (3) The number of planets per star ($\eta = F_{\text{Kep}} \times \bar{N}_p$) shows a more pronounced decreasing trend ($\sim 3\sigma$ significance), which decreases from $\eta \sim 1.4\text{--}1.5$ for young stars to $\eta \sim 0.9\text{--}1.0$ for old stars. (4) The mutual orbital inclination of the planets ($\sigma_{i,k}$) increases from $2^\circ.2_{-1.1}^{+2.4}$ to $3^\circ.9_{-2.5}^{+8.1}$ as stars aging, and the Solar System also fit such a trend. The nearly independence of $F_{\text{Kep}} \sim 50\%$ on age implies that planet formation is robust and stable across the Galaxy history. The age dependence of \bar{N}_p and $\sigma_{i,k}$ demonstrates planetary architecture is evolving, and planetary systems generally become dynamically hotter with fewer planets as they age.

Introduction

Thanks to various surveys from ground and space the number of known planets has reached a milestone of more than 5,000. Such a rich planetary database has enabled substantial statistical studies of the occurrence rate and architecture of planetary systems. Theoretical works have predicted the age dependence of various planet properties, such as orbital eccentricity, orbital spacing, and multiplicity. In the fourth paper of the Planets Across Space and Time series (PAST IV), we study the occurrence and architecture of Kepler planets as a function of stellar age.

Parameter Control Method

Based on the LAMOST DR8, Gaia DR3, and Kepler DR25 catalogs, we conduct a sample of 19,358 stars and 641 planets. We group the stars into 4 bins according to their TD/D [1]. To isolate the effect caused by stellar age, we use parameter control method to reduce the influences induced by effective temperature, mass, metallicity, stellar radius, and σ_{CDPP} .

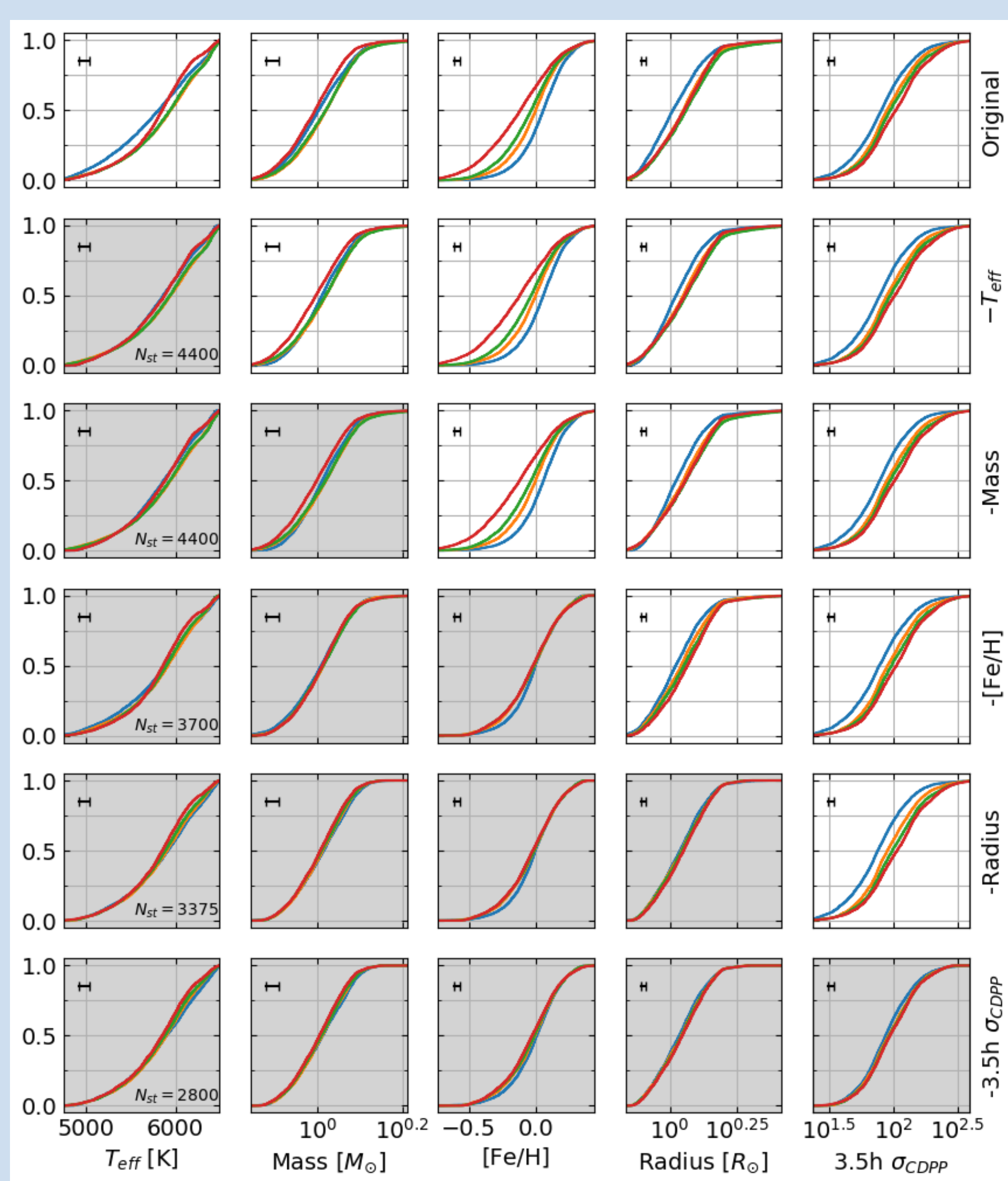


Figure 1: CDF diagrams of stellar properties before and after parameter control.

By applying the parameter control method, we have achieved the goal to let stars in different age bins have similar distributions.

Intrinsic Occurrence Rate

We apply a forward modelling method[2,3] to derive the intrinsic planet occurrence rate.

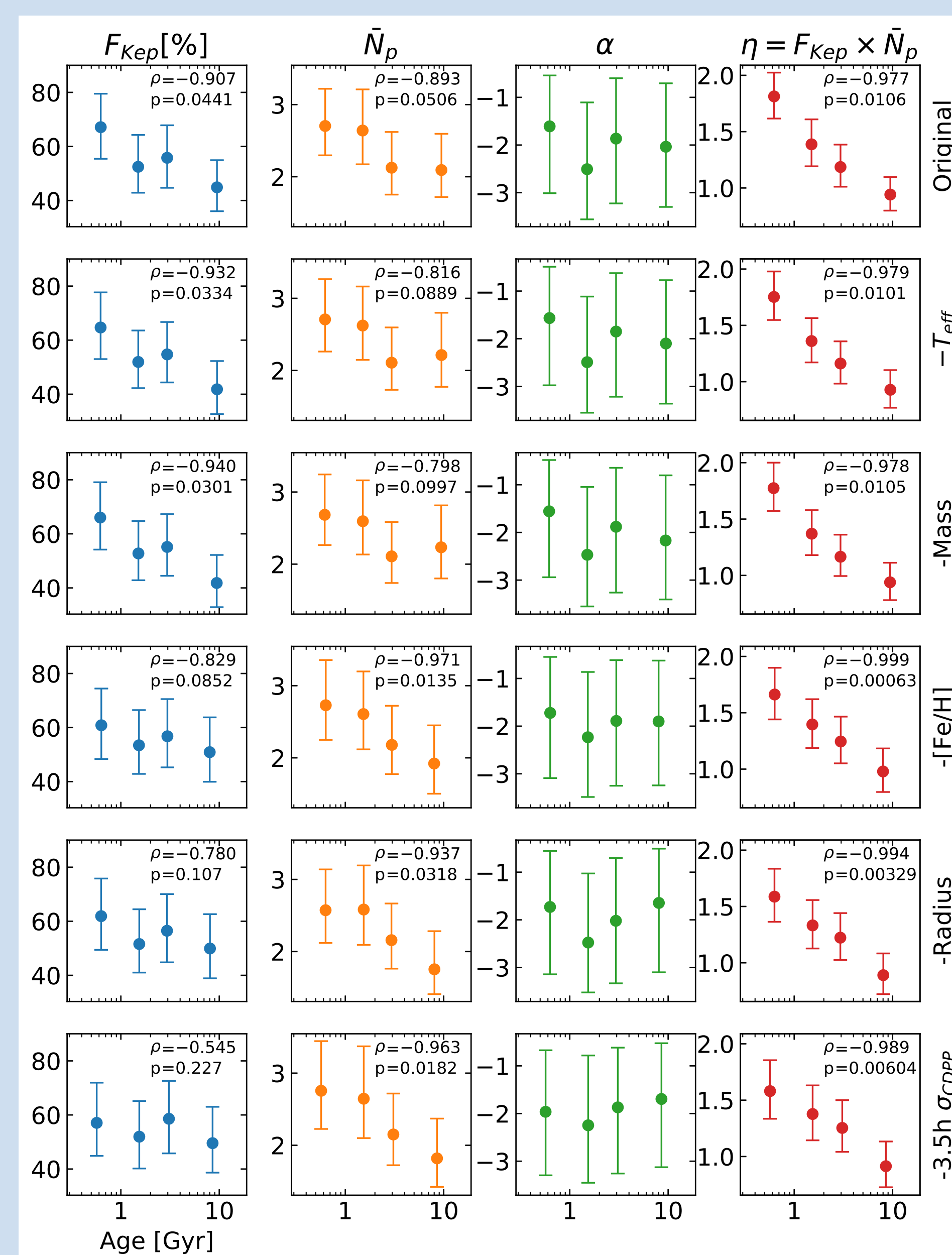


Figure 2: Intrinsic occurrence rate before and after parameter control.

After parameter control (bottom row of Figure 2), F_{Kep} (the fraction of stars with Kepler-like planets), \bar{N}_p (the average planet number for stars that have Kepler-like planets), and η (number of planets per star) are 57.1%, 2.76, and 1.58 for stars about 0.6 Gyr, which are 0.6σ , 1.7σ , and 2.9σ higher than those (49.6%, 1.82, and 0.91) for stars about 9 Gyr. The α is not well constrained.

The anti-correlation between age and F_{Kep} becomes statistically insignificant after parameter control with a p -value of 0.227, hinting the planet system occurrence remains at a similar rate throughout the history of the Milky Way. For \bar{N}_p and η , the anti-correlations between age and them are strong with p -values of 0.0182 and 0.00604, respectively. This result is consistent with theories that planet systems keep evolving as a result of the merging and ejecting of the planets.

Mutual orbital inclination

\bar{N}_p is related to the orbital inclination (Equation 1). We can investigate the mutual orbital inclination as a function of time, and show the distribution of $\sigma_{i,k}$ in Figure 3.

$$\sigma_{i,k} \equiv \sqrt{\langle \sin^2 i \rangle} = \sigma_{i,5} \left(\frac{k}{5} \right)^\alpha \quad (1)$$

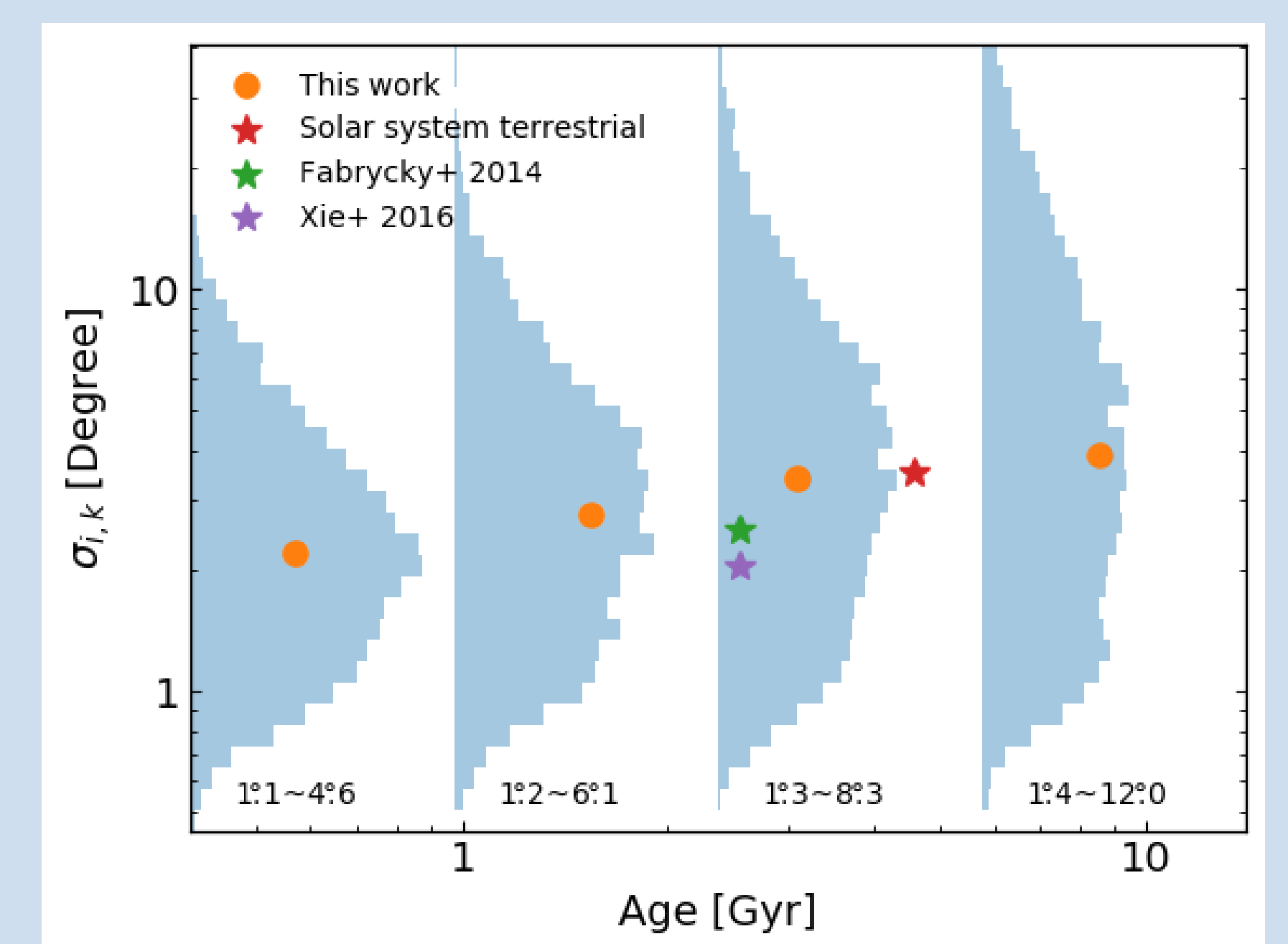


Figure 3: Inclination dispersion ($\sigma_{i,k}$) as a function of age.

As we can see, $\sigma_{i,k}$ evolves gradually with time. From 0.6 to 9 Gyr, the median $\sigma_{i,k}$ grows from about $2^\circ.2$ to $3^\circ.9$, and the 1σ range expands from $1^\circ.1\text{--}4^\circ.6$ to $1^\circ.4\text{--}12^\circ.0$. For comparison, we also plot our Solar System (red star) and Kepler multiple transiting systems (green and purple stars[4,5]) in Figure 3. This result indicates as planet systems get older, they become dynamically hotter, which is consistent with the theoretical expectation[6]. Both our Solar System and Kepler multiple transiting systems fit such a trend.

References

- [1] Chen, D.-C., Xie, J.-W., Zhou, J.-L., et al. 2021b, ApJ, 909, 115
- [2] Zhu, W., Petrovich, C., Wu, Y., Dong, S., & Xie, J. 2018, ApJ, 860, 101
- [3] Yang, J.-Y., Xie, J.-W., & Zhou, J.-L. 2020, AJ, 159, 164.
- [4] Fabrycky, D. C., Lissauer, J. J., Ragozzine, D., et al. 2014, ApJ, 790, 146
- [5] Xie, J.-W., Dong, S., Zhu, Z., et al. 2016, PNAS, 113, 11431
- [6] Zhou, J.-L., Lin, D. N. C., & Sun, Y.-S. 2007, ApJ, 666, 423