



## A review of polyvinyl alcohol/carboxymethyl cellulose (PVA/CMC) composites for various applications

Hiva Nargesi Khoramabadi <sup>a\*</sup>, Mehrnoosh Arefian <sup>b</sup>, Mahsa Hojjati <sup>c</sup>, Iman Tajzad <sup>d</sup>, Ali Mokhtarzade <sup>e</sup>, Majid Mazhar <sup>f</sup>,

Ata Jamavari <sup>g</sup>

<sup>a</sup> Department of Medical Engineering, Payame Noor University (PNU), 19395-3697 Alborz, Iran

<sup>b</sup> Department of Biochemistry, Falavarjan Branch, Islamic Azad University (IAU), Isfahan, Iran

<sup>c</sup> Faculty of Chemistry, Shahrood University of Technology, Semnan, Iran

<sup>d</sup> Department of Mechanical Engineering, Majlesi Branch, Islamic Azad University (IAU), Isfahan, Iran

<sup>e</sup> Department of Biomedical Engineering, Amirkabir University of Technology, Tehran, Iran

<sup>f</sup> Chemistry Department, Basic Science Faculty, Azarbaijan Shahid Madani University, Tabriz, Iran

<sup>g</sup> Department of Material Science and Engineering, Iran University of Science and Technology, Tehran, Iran

### ABSTRACT

Polyvinyl alcohol/carboxymethyl cellulose (PVA/CMC) composites have attracted considerable attention due to the synergic relation between the two polymers and developing novel blends with improved properties. On one hand, PVA is a versatile polymer with higher mechanical properties compared to CMC. On the other hand, CMC has high biodegradability and biocompatibility, while suffering from poor mechanical properties. Therefore, the blending of the two polymers can help to benefit from the individual component properties. This paper has reviewed the properties and potential applications (e.g. drug delivery, food packaging, and agriculture) of the PVA/CMC composites.

©2020 JCC Research Group.

Peer review under responsibility of JCC Research Group

### ARTICLE INFORMATION

#### Article history:

Received 1 June 2020

Received in revised form 18 June 2020

Accepted 28 June 2020

#### Keywords:

PVA

CMC

Drug delivery

Food packaging

Agriculture

### Table of contents

1. Introduction.....	68
2. Carboxymethyl cellulose (CMC).....	69
3. Synthesis of PVA/CMC composites .....	69
4. Properties of PVA/CMC composites.....	70
5. Applications of PVA/CMC composites.....	71
5.1. Application in food packaging.....	71
5.2. Application in biomedical.....	71
5.3. Application in agriculture .....	72
6. Conclusions and future insights.....	72

## 1. Introduction

Blending of polymers can often produce materials with enhanced characteristics more rapidly compared to developing new polymer chemistry [1, 2]. Extensive studies have been conducted on copolymers due to their high application potential [3-8] and their importance in basic science [9]. Developing new polymer blends with improved properties by mixing two or more polymers is usually a less time-consuming pro-

cess than new polymer development with desired properties. Therefore, their technological applications are broadening faster than their constituents [10] [11-15].

Polyvinyl alcohol (PVA) is the first synthetic colloid that was first developed by Haehnel and Herrmann in 1924 [16-20]. It was supported by a paper in Hangzhou City, China [21]. Because of its strong nonirritant [22, 23], harmlessness, and hydrophilicity [24, 25], PVA had been selected for gel preparation among other water-soluble polymers [24, 26-29]. The PVA gel offers some advantages including easy machinabil-

\* Corresponding author: Hiva Nargesi Khoramabadi; E-mail: [Hiva.nargesi@yahoo.com](mailto:Hiva.nargesi@yahoo.com)

DOR: 20.1001.1.26765837.2020.2.3.2.2

<https://doi.org/10.29252/jcc.2.2.2>

This is an open access article under the CC BY license (<https://creativecommons.org/licenses/by/4.0>)

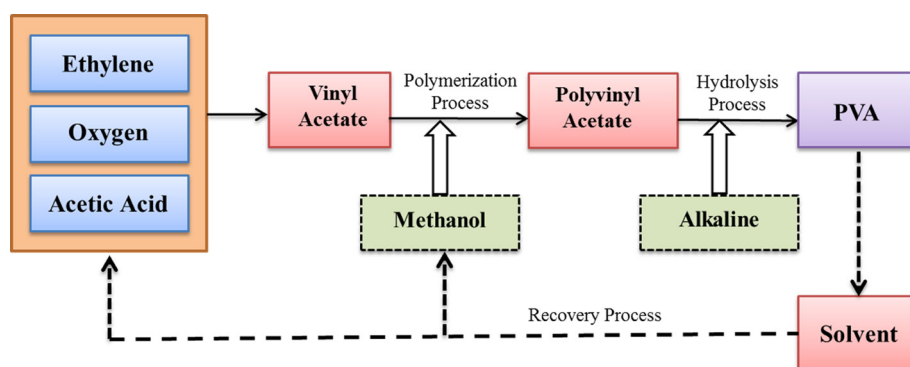


Fig. 1. Production outline of PVA.

ity [30], low toxicity [24, 31-33], good strength [34, 35], and high water content [36-38]. Currently, the PVA-based materials are extensively utilized in the medical, industrial, and agricultural industries [39].

Basically, manufacturing of PVA consists of the of vinyl acetate monomer polymerization into polyvinyl acetate (PVAc), and the subsequent acetate groups hydrolysis to produce PVA [1,2]. Based on the used catalyst, three hydrolysis methods are applicable in the PVA preparation. They include acidolysis, aminolysis, and alkaline hydrolysis [1]. On industrial scales, the PVAc to PVA conversion is usually carried on by alkaline alcohol. In this hydrolysis method ester interchanged with methanol, in the presence of sodium hydroxide, to hydrolyze the acetate groups [16]. The production outline of PVA is illustrated in Fig. 1.

PVA is a hydrophilic synthetic polymer with semi-crystalline, planar zigzag structure, and sound mechanical properties [40-43]. PVA is chemically and thermally stable [44] and is resistant to degradation under most physiological environments [41]. Moreover, it is water-soluble due to its elevated polarity, non-toxicity [45], and high biocompatibility [46, 47] and it can be processed easily [48]. PVA has also promising potential for producing biodegradable films [49].

One of the important derivatives of cellulose is CMC, in which carboxylic groups ( $-\text{CH}_2-\text{COOH}$ ) are bound to some OH groups of natural cellulose [50, 51]. According to the literature, the introduction of CMC into the PVA matrix results in the improvement of this polymer properties [52]. Therefore, this paper aims to review the properties of PVA/CMC composites as well as their applications in the field of drug delivery, food packaging, and agriculture.

## 2. Carboxymethyl cellulose (CMC)

The most important classification of polysaccharides is carboxymethyl cellulose. CMC is a semi-crystalline, water-soluble, non-toxic [53, 54], low-cost [55-57], and biodegradable material [58-60] with excellent film-forming ability; however, it suffers from low conductivity [61, 62] and the lack of strength [63]. Extensive studies have been conducted on the CMC application in single polymer electrolyte systems, however, some problems limit its application in this field due to small elongation at break, exceptionally stiff behavior, (less than 8%), and losing the electrochemical stability required for electrochemical devices. Additionally, outstanding chemical, mechanical, and physical properties cannot be offered by a single polymer for wide range applications, particularly in energy storage devices [7]. CMC exhibits several desirable characteristics including emulsification, thermal filming, gelation, and inspissation [9].

Due to its biodegradability and biocompatibility, CMC can be employed for biotechnological and pharmaceutical applications [3]. For the production of CMC, chloroacetic acid is reacted with OH groups on hydroglucose units (AGU) of cellulose. In the cosmetics and food industries, CMC has been utilized as a water-retention agent and stabilizer [9].

CMC, as a highly hydrophilic derivate of cellulose, is extensively

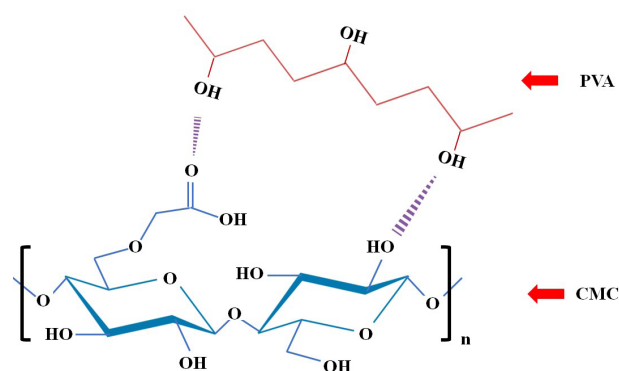


Fig. 2. Molecular interaction of PVA and CMC.

used as a suspending and thickening agent in the pharmaceutical and food industry. Because of good modifiability, non-toxicity, and swellability, CMC has attracted the attention of scientists in the field of hydrogels for drug delivery applications. Numerous investigations have reported the development of hydrogels based on CMC as carriers for water-soluble drugs [8]. CMC-based hydrogels have the potential to be used in absorbents, drug delivery, wound healing, and enzyme immobilization owing to their biodegradation, biocompatibility, and solubility [64].

## 3. Synthesis of PVA/CMC composites

Grafting, crosslinking, and degradation are ways to improve or modify polymer materials [9]. PVA can be modified by CMC due to their compatibility and such characteristic is the result of the hydrogen bonding between the OH groups in PVA and the carboxymethyl groups on CMC [9]. The chemical structure of PVA and CMC and their interaction is illustrated in Fig. 2. Fig. 3 also presents the crosslinking of PVA and CMC by cellulose acetate (CA).

Zhang et al. [4] prepared a potential coating material based on CMC/PLA blend film. The biodegradable CMC/PVA blend film was successfully prepared by intra- and inter-molecular cross-linking reaction. According to the obtained favorable biodegradability, the prepared blend film showed environmentally friendly characteristic which can be offered as potential materials for control-release fertilizer's coatings.

Sayed et al. [15] incorporated copper oxide and PVA nanoparticles in CMC films using a solution casting method and investigated their electrical, optical, and structural properties. At low temperature, Schottky emission was the conduction mechanism in the PVA/CMC blend. After the addition of PVA, the transparency of the CMC film increased from

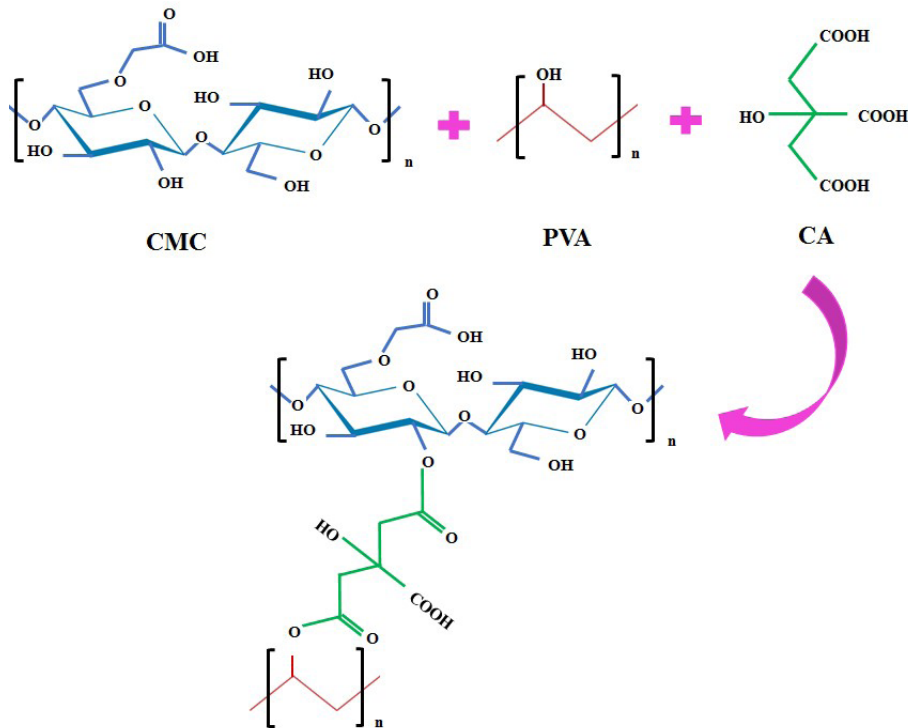


Fig. 3. Crosslinking of PVA and CMC by CA.

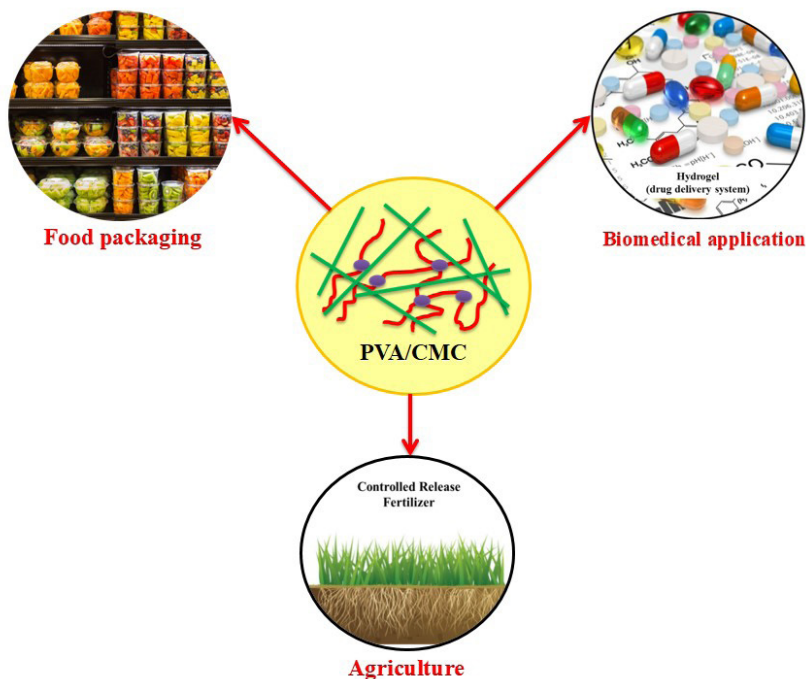


Fig. 4. Applications of CMC/PVA composites.

87 to 89 %. The results showed controlled optical constants, refractive index, and insulating properties of CMC by blending with PVA. Additionally, a non-ohmic behavior was observed in the current-voltage characteristics of the blend.

Saadieh et al. [65] developed biopolymer blend electrolytes based on PVA/CMC using the casting solution method. The highest ionic conductivity ( $9.12 \times 10^{-6}$  S/cm) was reported for the blend electrolytes with the CMC to PVA ratio of 80:20 at room temperature. According to the results, the reduction of dielectric loss and dielectric constant were observed with an increase in frequency. This was reported to be the result of the ions accumulation contributed by the electrode, ionic polarization, and molecular polarization.

Sayed et al. [9] synthesized the CMC/PVA blend using the solution casting method and subsequent  $\gamma$ -rays irradiation. They proposed that  $\gamma$ -rays irradiation had the capability for controlling the physical proper-

ties of this copolymer. Therefore, they suggested the CMC/PVA blend for several electronic and industrial devices due to improved charge storage capacity and dielectric strength [55].

#### 4. Properties of PVA/CMC composites

The physical and chemical properties of polymers are influenced by the chemical structure of polymers. The flow and morphology of polymers depend on their chemical structures, which leads to different physical properties [66]. Taghizade et al. [67] developed PVA/starch (S)/CMC composite films using the casting method in the presence of glycerol-containing plasticizer. According to the results, PVA/S/CMC blends showed higher thermal stability compared to PVA/S. This was reported to be due to the addition of CMC resulting in the improvement of the thermal stability of the PVA/S blend.

Miao et al. [68] prepared a negatively charged nanofiltration membrane based on PVA/CMC-Na composite produced by interfacial polymerization. The resultant composite membrane exhibited high stability in long-term use. According to this study, the cross-linked PVA-based composite could provide a good balance between the salt rejection and the permeate flux under lower operating pressure. Tajeddin et al. [69] also reported the water absorption of 22.03 percent for PVA/CMC blend film prepared by the casting method after 24 h. Zhu et al. [70] stated that the pure PVA film had low water sorption and it enhanced by adding CMC to the composite film. This was reported to be due to the blending of two different molecule types resulting in the structure deformation and making more hydrophilic networks. Furthermore, the solubility of the composite was around 70 % after 24 h.

Polymer blend films are widely used for metal ions adsorption [71]. Wang et al. [72] prepared PVA/CMC hydrogels using the freeze-thaw process for heavy metal ions adsorption. The formation of crystallites occurred due to the separation of phases in polymer solutions during freezing stages leading to insoluble hydrogels (71% of insoluble gels). The swelling ratio for pure PVA hydrogels was obtained to be 416%, while a higher swelling ratio of 1437% was obtained for the PVA/CMC hydrogel containing one-third of CMC and two-thirds of PVA. This hydrogel had the adsorption capacity of 8.4 mg per gram of hydrogel toward  $\text{Ag}^+$ . The prepared hydrogels exhibited potential applications for wastewater treatment and removing heavy metal ions.

Many investigations have been carried out on the electrical and optical properties of polymers for potential applications in optical and electronic devices. The aim of electric properties investigation is to understand the charge transport mechanisms in those materials, which can be certainly changed by different techniques including plasticization, mixing, copolymerization, and the addition of ceramic fillers or salts [73].

Abutalib et al. [73] studied dielectric and electrical characteristics of PVA/CMC/ZnO nanorods prepared by the casting method. The results showed that dc conductivity revealed Arrhenius behavior that was enhanced with temperature, whereas the ac conductivity followed Jonscher's law. These nanocomposites have been offered as potential candidates for applications such as electrochemical devices due to their significant improvement in ac and dc conductivities.

In a research conducted by Goswami et al. [74], bionanocomposite films of CMC/PVA/ $\text{V}_2\text{O}_5$  prepared by solution casting of the CMC/PVA thin film, and subsequently impregnation of  $\text{V}_2\text{O}_5$  into the film. The differential scanning calorimetry (DSC) results showed lower transition temperature for CMC/PVA/ $\text{V}_2\text{O}_5$  nanocomposite compared to the CMC/PVA film making it suitable for smart windows. The total conductivity results demonstrated good electrical behavior of the prepared bionanocomposite. Therefore, electrical and optical properties of CMC films were reported to be significantly enhanced in the form of CMC/PVA- $\text{V}_2\text{O}_5$  nanocomposites enabling them to be used in applications such as storage devices and smart windows.

According to Zhu et al. [70], pure PVA exhibited low dielectric constant, and the increase in the dielectric constant was observed for PVA/CMC composite film.

The addition of PVA can enhance the mechanical properties of CMC [48]. According to Tajeddin et al. [69], the mechanical properties of PVA/CMC composite film (obtained by 10%v of PVA and CMC dissolved in 60 mL of distilled water) including tensile strength, elongation at break, and modulus were reported to be 11.54 MPa, 24.55 %, and 36.2 MPa, respectively.

El-Newehy et al. [48] used the electrospinning technique to prepare CMC/PVA nanofibers for the controlled release of diclofenac sodium (DS). The study showed that the CMC/PVA nanofibers blend exhibited good mechanical properties. Additionally, the in vitro release study showed that the presence of CMC led to the sustained controlled of the DS release from the nanofibers mats. The CMC/PVA nanofibers system

could be offered as a promising material for drug delivery applications due to the low cost and biocompatibility of the blend. General applications of PVA/CMC composites are shown in Fig. 4.

## 5. Applications of PVA/CMC composites

### 5.1. Application in food packaging

An innovative food packaging is active packaging in which the advances in material sciences, packaging, food safety, and food technology are combined for satisfying consumer demand for safe and fresh-like products [49]. Because of environmental considerations over the past few years, using synthetic polymers is restricted. There has been ever-increasing attention in biopolymers including proteins, lipids, and polysaccharides [75]. Active agents can be incorporated into the polymer structure in active packaging leading to a low diffusion rate of active compounds and the maintenance of active agents with high concentrations in the surface of packaging materials during the shelf life [76]. In the cosmetics and food industries, CMC has been utilized as a water-retention agent and stabilizer. PVA has also been incorporated to improve the mechanical properties [77].

Muppalla et al. [49] fabricated PVA/CMC films with clove oil by the casting method as active packaging for ground chicken meat. The results demonstrated an increase in the tensile strength and puncture force of the CMC film and the reduction of water vapor transmission rate with the increase in the PVA concentration. A negligible oxygen transmission rate was observed in all the samples. During refrigerated storage, control samples spoiled in 4 days, while packing of meat samples in the prepared films resulted in lower total viable counts and shelf life of 12 days. The efficacy of the CMC-PVA-clove oil films was also studied against *Bacillus cereus* and *Staphylococcus aureus* in ground chicken meat. It was proposed that the prepared films have great potential for the active packaging of meat products.

Fasihi et al. [76] produced biodegradable active films based on CMC/PVA/oleic acid (OL) containing rosemary essential oil (REO) via Pickering emulsions. The results demonstrated that the films containing REO showed considerable antimicrobial and antioxidant properties. In the films with 3% REO, the fungal inhibition against *Penicillium digitatum* was 100%. In bread slices that were packed with the active films containing 3% REO, no fungal growth was observed at 25 °C after 60 days of storage. This might be due to the regular, slow release of REO resulting from Pickering emulsions.

Villarruel et al. [78] developed blend films based on CMC and PVA and modified it with UV radiation in the presence of sodium benzoate (SB). According to the result, the newly developed materials showed different chemical and thermal stability compared to single components. Both blend films and UV-induced ones revealed the very low value of oxygen barrier properties making them suitable materials for packaging applications with selective oxygen permeability. Moreover, the UV treatment in the films containing SB inhibited the growth of a wide spectrum of microorganisms and increased their insolubility in water making them potential materials to be used as food packaging emulsion.

### 5.2. Application in biomedical

There has been a considerable effort in the improvement of drug delivery efficacy by the investigation of new materials [79-82]. In this regard, natural polymers play a substantial role in biomedical applications [83, 84]. Recently, drug delivery systems based on natural polymers hydrogel have attracted the attention of researchers [85]. CMC is a cellulose derivative with high hydrophilicity and is widely applied as a suspending and thickening agent in the pharmaceutical industry [86]. The desired properties of CMC hydrogels such as modifiability, non-toxicity,



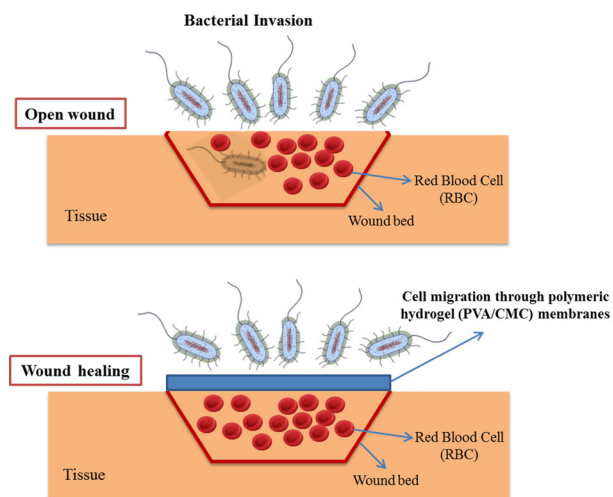


Fig. 5. Role of hydrogel membranes in accelerating and enhancing the wound healing phases.

and good swellability encourage scientists to use this material for drug delivery [87].

One of the pressing public health issues is burns treatment. Despite efforts made for its prevention, such as public campaigns, its worldwide incidence is high. Dressings are usually required for the treatment of second-degree burns. Cell hydration through keeping a moisturized environment and promotion of necrotic tissue debridement are of important properties of an ideal dressing. It should also be able to successfully remodel tissue and have transparency to monitor healing. Other characteristics include infection inhibition, pain reduction, non-toxicity, and vapor and oxygen transmittance. Most of these properties are offered by hydrogels; therefore, they have been utilized as biomedical devices for wound treatment. They can be permeable to oxygen, while act as barriers to microorganisms [88]. Hence, hydrogels are considered as patient-friendly systems for drug delivery [77, 89]. Many wound dressing materials belong to hydrogel dressings because their advantages outweigh their disadvantages. Fig. 5 schematically shows the role of hydrogel membranes in wound healing phases.

Hydrogels are hydrophilic polymers that are cross-linked and undergo swelling in aqueous media while their structural integrity is maintained [88]. However, hydrophobic drugs can be loaded in low amounts due to the hydrophilic network of hydrogels. To overcome this restriction, polymer chemistry investigations have focused on the development of a variety of network structures. As a result of biodegradability and biocompatibility, CMC can be utilized in biotechnological and pharmaceutical applications [77]. Another option for the production of biocompatible hydrogels is PVA, which has a semi-crystalline structure. PVA hydrogels are able to deliver moisture and absorb exudate from the wound site. PVA gels can be cross-linked physically or chemically (with chemical agents via radiation techniques) [88]. Fig. 6 shows the synthesis of PVA/CMC hydrogel.

Ghorpade et al. [86] developed polymeric blend films for the extended release of water-soluble drugs based on citric acid cross-linked CMC/PVA. The model drug of Gentamicin sulfate (GTM) was used. The incorporation of PVA enhanced the mechanical strength of the CMC/PVA hydrogel films. The swellability of the hydrogels was improved by an increase in the PVA content in the hydrogel films. Thus, the developed hydrogel films were considered as promising biomaterials for the delivery of basic drugs soluble in water.

Membranes of PVA/Polyethylene Oxide/CMC were developed by Agarwal et al. [87] by freeze-drying and solvent casting for the drug delivery application. The results demonstrated enough swelling in PBS in the membranes, which can recommend them for exudative wounds.

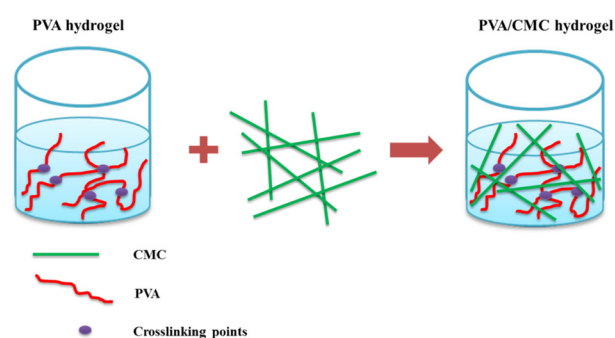


Fig. 6. Synthesis of PVA/CMC hydrogels.

Due to the continued drug release up to 10 h, the prepared dressing can inhibit the wound site from infection until complete wound healing. Additionally, the inhibition zone of membranes with the loaded drug revealed the effective release of the drug in the medium and inhibition of the growth of the microorganisms. Therefore, this dressing system could be employed for developing antibacterial wound dressing.

### 5.3. Application in agriculture

Blend films have the potential to be utilized as coating materials for controlling the fertilizer release. However, due to nonbiodegradability and high poison content, some blend films might produce serious soil pollution. Therefore, development of films with biodegradability, innocuity, and low price is critical for the production of coated fertilizers [39].

CMC/PVA blend films were produced by a cross-linking reaction between CMC and PVA for the potential application as coating materials. The results indicated that the prepared CMC/PVA films possessed a smooth surface. The reduction of water permeability and absorbency of the blend films was observed by the increment of the PVA content. As a result of the good biodegradability of the CMC/PVA blend films, they can be considered as potential coating materials for the control-release fertilizer [39].

For efficient fertilizer and water management, Ozen et al. [90] coated nonwoven fabrics with potassium nitrate/CMC. The fabrics were pre-coated with PVA and the cross-linking with CMC was carried out using citric acid. According to the results, the PVA pre-coating and the subsequent cross-linking of CMC led to the provision of a synergistic effect for a considerable enhancement of fertilizer release management and moisture. Obtaining a controlled release of fertilizer with an improvement in water absorption/retention behavior is an outstanding step forward in the efficient sustainable agriculture field.

## 6. Conclusions and future insights

In this study, the recent findings of the properties and applications of PVA/CMC composites and blends including drug delivery, food packaging, and agriculture were reviewed. These novel composites have great potential for the active packaging of food products. Moreover, they show enhanced water solubility leading to improved bioavailability and dissolution for wound healing. These properties make them the promising materials for hydrogel production to deliver drug and moisture to the wound site. In addition, these composites can be utilized in agriculture for the controlled release of fertilizer.

PVA/CMC composites are gaining great attention in biomedical applications due to offering various advantages in different fields. Their properties can be tailored by controlling their structures to enhance their properties for various applications. The PVA/CMC hydrogels as wound dressings act as barriers to microorganisms while retaining their permea-

bility to oxygen. Thus, these attractive composites can be promising materials for drug delivery and wound dressing application and the incorporation of other reinforcement or components might be investigated for the improvement of the properties as well as new production methods. They can also be useful for producing masks to protect against coronavirus. Therefore, further well-designed studies will be required for the development and enhancement of these effective materials.

## Acknowledgments

The authors received no financial support for the research, authorship and/or publication of this article.

## Conflict of Interest

All authors declare no conflicts of interest in this paper.

## REFERENCES

- [1] L. Bazli, A. Khavandi, M.A. Boutorabi, M. Karrabi, Correlation between vis-coelastic behavior and morphology of nanocomposites based on SR/EPDM blends compatibilized by maleic anhydride, *Polymer* 113 (2017) 156-166.
- [2] L. Bazli, A. Khavandi, M.A. Boutorabi, M. Karrabi, Morphology and visco-elastic behavior of silicone rubber/EPDM/Cloisite 15A nanocomposites based on Maxwell model, *Iranian Polymer Journal* 25(11) (2016) 907-918.
- [3] X. Dang, H. Yuan, Z. Shan, An eco-friendly material based on graft copolymer of gelatin extracted from leather solid waste for potential application in chemical sand-fixation, *Journal of Cleaner Production* 188 (2018) 416-424.
- [4] X. Li, S. Cai, X. Hu, X. He, Thermosensitive self-assembled behavior of poly (acrylamide-co-acrylonitrile)/polystyrene triblock copolymer and application in drug loading, *International Journal of Polymeric Materials and Polymeric Biomaterials* (2020) 1-10.
- [5] P. Li, Z. Luo, X. Li, R. Wang, H. Chen, Y. Zhao, J. Wang, N. Huang, Preparation, evaluation and functionalization of biomimetic block copolymer coatings for potential applications in cardiovascular implants, *Applied Surface Science* 502 (2020) 144085.
- [6] Z. Wang, J. Li, Y. Liu, J. Luo, Synthesis and characterizations of zwitterionic copolymer hydrogels with excellent lubrication behavior, *Tribology International* 143 (2020) 106026.
- [7] R. Liu, Y. Sun, H. Gu, X. Zhou, Synthesis and application of acrylate copolymer as high ink-absorption and fast drying coating agent for polyester fabric, *Progress in Organic Coatings* 136 (2019) 105298.
- [8] C.G. Park, S.H. Park, Y. Kim, T.L. Nguyen, H.Y. Woo, H. Kang, H.J. Yoon, S. Park, M.J. Cho, D.H. Choi, Facile one-pot polymerization of a fully conjugated donor-acceptor block copolymer and its application in efficient single component polymer solar cells, *Journal of Materials Chemistry A* 7(37) (2019) 21280-21289.
- [9] A.M. El Sayed, Synthesis and controlling the optical and dielectric properties of CMC/PVA blend via  $\gamma$ -rays irradiation, *Nuclear Instruments and Methods in Physics Research Section B: Beam Interactions with Materials and Atoms* 321 (2014) 41-48.
- [10] L. Bazli, M.H. Bagherian, M. Karrabi, F. Abbassi-Sourki, H. Azizi, Effect of starch ratio and compatibilization on the viscoelastic behavior of POE/starch blends, *Journal of Applied Polymer Science* 137(29) (2020) 48877.
- [11] S. Rahimi, F. Sharifianjazi, A. Esmailkhanian, M. Moradi, A.H. Safi Samgh-abadi, Effect of SiO<sub>2</sub> content on Y-TZP/Al<sub>2</sub>O<sub>3</sub> ceramic-nanocomposite properties as potential dental applications, *Ceramics International* 46(8, Part A) (2020) 10910-10916.
- [12] M. Alizadeh, M.H. Paydar, F. Sharifian Jazi, Structural evaluation and mechanical properties of nanostructured Al/B<sub>4</sub>C composite fabricated by ARB process, *Composites Part B: Engineering* 44(1) (2013) 339-343.
- [13] E. Sharifi Sedeh, S. Mirdamadi, F. Sharifianjazi, M. Tahriri, Synthesis and Evaluation of Mechanical and Biological Properties of Scaffold Prepared From Ti and Mg With Different Volume Percent, *Synthesis and Reactivity in Inorganic, Metal-Organic, and Nano-Metal Chemistry* 45(7) (2015) 1087-1091.
- [14] H. Ashrafi, M. Bazli, A. Vatani Oskouei, L. Bazli, Effect of Sequential Exposure to UV Radiation and Water Vapor Condensation and Extreme Temperatures on the Mechanical Properties of GFRP Bars, *Journal of Composites for Construction* 22(1) (2018) 04017047.
- [15] A.M. El Sayed, S. El-Gamal, W.M. Morsi, G. Mohammed, Effect of PVA and copper oxide nanoparticles on the structural, optical, and electrical properties of carboxymethyl cellulose films, *Journal of Materials Science* 50(13) (2015) 4717-4728.
- [16] C.C. Thong, D.C.L. Teo, C.K. Ng, Application of polyvinyl alcohol (PVA) in cement-based composite materials: A review of its engineering properties and microstructure behavior, *Construction and Building Materials* 107 (2016) 172-180.
- [17] A. Nawaz, I.A. Hümmelgen, Poly(vinyl alcohol) gate dielectric in organic field-effect transistors, *Journal of Materials Science: Materials in Electronics* 30(6) (2019) 5299-5326.
- [18] M. Said, A.A. Abd El-Aziz, M.M. Ali, H. El-Ghazaly, I. Shaaban, Effect of elevated temperature on axially and eccentrically loaded columns containing Poly-vinyl Alcohol (PVA) fibers, *Engineering Structures* 204 (2020) 110065.
- [19] A. Krainiukov, J. Liu, E. Kravchenko, D. Chang, Performance of silty sand reinforced with aqueous solution of polyvinyl alcohol subjected to freeze-thaw cycles, *Cold Regions Science and Technology* 174 (2020) 103054.
- [20] S. Xu, M.A. Malik, Z. Qi, B. Huang, Q. Li, M. Sarkar, Influence of the PVA fibers and SiO<sub>2</sub> NPs on the structural properties of fly ash based sustainable geo-polymer, *Construction and Building Materials* 164 (2018) 238-245.
- [21] Y. Tang, D. Zhou, J. Zhang, Novel polyvinyl alcohol/styrene butadiene rubber latex/carboxymethyl cellulose nanocomposites reinforced with modified halloysite nanotubes, *Journal of Nanomaterials* 2013 (2013).
- [22] X. Tong, J. Huang, J. Mei, J. Ge, L. Han, G. Huang, Characterization of Controlled Release Fertilizer by Infrared Microspectroscopy, *Analytical Letters* 51(14) (2018) 2252-2270.
- [23] L. Yi, Y. Zhang, X. Shi, X. Du, X. Wang, A. Yu, G. Zhai, Recent progress of functionalised graphene oxide in cancer therapy, *Journal of Drug Targeting* 27(2) (2019) 125-144.
- [24] O.M. Abdallah, K.Z. El-Baghady, M.M.H. Khalil, M.I. El Borhamy, G.A. Meligi, Antibacterial, antibiofilm and cytotoxic activities of biogenic polyvinyl alcohol-silver and chitosan-silver nanocomposites, *Journal of Polymer Research* 27(3) (2020) 74.
- [25] W. Ma, T. Li, Q. Zhang, J. Zhong, H. Matsuyama, Preparation of hybrid membranes by incorporating hydrophilic UiO-66 nanoparticles for high-performance pervaporation dehydration of aprotic solvents, *Journal of Nanoparticle Research* 22(3) (2020) 64.
- [26] Y. Yang, Y. Zhao, J. Liu, Z. Nie, J. Ma, M. Hua, Y. Zhang, X. Cai, X. He, Flexible and Transparent High-Dielectric-Constant Polymer Films Based on Molecular Ferroelectric-Modified Poly(Vinyl Alcohol), *ACS Materials Letters* (2020) 453-460.
- [27] Y. Xie, X. Lin, H. Li, T. Ji, Effect of polyvinyl alcohol powder on the bonding mechanism of a new magnesium phosphate cement mortar, *Construction and Building Materials* 239 (2020) 117871.
- [28] Reena, A. Kumar, V. Mahto, A.K. Choubey, Synthesis and characterization of cross-linked hydrogels using polyvinyl alcohol and polyvinyl pyrrolidone and their blend for water shut-off treatments, *Journal of Molecular Liquids* 301 (2020) 112472.
- [29] M. Hashmi, S. Ullah, I.S. Kim, Electrospun Momordica Charantia Incorporated Polyvinyl Alcohol (PVA) Nanofibers for Antibacterial Applications, *Materials Today Communications* (2020) 101161.
- [30] S. Liu, L. Wang, X. Wang, L. Liu, A. Zhou, X. Cao, Preparation, mechanical and thermal characteristics of d-Ti<sub>3</sub>C<sub>2</sub>/PVA film, *Materials Today Communications* 22 (2020) 100799.
- [31] E. Yan, J. Jiang, X. Yang, L. Fan, Y. Wang, Q. An, Z. Zhang, B. Lu, D. Wang, D. Zhang, pH-sensitive core-shell electrospun nanofibers based on polyvinyl alcohol/polycaprolactone as a potential drug delivery system for the chemotherapy against cervical cancer, *Journal of Drug Delivery Science and Technology* 55 (2020) 101455.
- [32] A. Kumar, H. Kaur, Sprayed in-situ synthesis of polyvinyl alcohol/chitosan loaded silver nanocomposite hydrogel for improved antibacterial effects, *International Journal of Biological Macromolecules* 145 (2020) 950-964.
- [33] R. Ahmed, A. Ibrahim, E. El-Said, Enhancing the Optical Properties of Poly-vinyl Alcohol by Blending It with Polyethylene Glycol, *Acta Physica Polonica, A* 137(3) (2020).
- [34] K. Prusty, S.K. Swain, Nano ZrO<sub>2</sub> reinforced cellulose incorporated polyethylmethacrylate/polyvinyl alcohol composite films as semiconducting packaging materials, *Journal of Applied Polymer Science n/a(n/a)* (2020) 49284.
- [35] R.S. Rana, S. Rana, A. Nigral, B. kumar, A. kumar, Preparation and mechanical properties evaluation of polyvinyl alcohol and banana fibres composite, *Materials Today: Proceedings* (2020).
- [36] B. Merz, C. Capello, G.C. Leandro, D.E. Moritz, A.R. Monteiro, G.A. Valencia, A novel colorimetric indicator film based on chitosan, polyvinyl alcohol and anthocyanins from jambolan (*Syzygium cumini*) fruit for monitoring shrimp freshness, *International Journal of Biological Macromolecules* 153 (2020) 625-632.

- [37] M. Afshar, G. Dini, S. Vaezifar, M. Mehdikhani, B. Movahedi, Preparation and characterization of sodium alginate/polyvinyl alcohol hydrogel containing drug-loaded chitosan nanoparticles as a drug delivery system, *Journal of Drug Delivery Science and Technology* 56 (2020) 101530.
- [38] N. Hendrawati, K. Sa'diyah, E. Novika, A.A. Wibowo, The effect of polyvinyl alcohol (PVOH) addition on biodegradable foam production from sago starch, *AIP Conference Proceedings* 2197(1) (2020) 050008.
- [39] L. Zhang, G. Zhang, J. Lu, H. Liang, Preparation and Characterization of Carboxymethyl Cellulose/Polyvinyl Alcohol Blend Film as a Potential Coating Material, *Polymer-Plastics Technology and Engineering* 52(2) (2013) 163-167.
- [40] H. Zhang, J. Zhang, The preparation of novel polyvinyl alcohol (PVA)-based (PNP/CNTs) aerogel for solvents adsorption application, *Journal of Colloid and Interface Science* 569 (2020) 254-266.
- [41] O.F. Nwabor, S. Sudarshan, S. Paosen, K. Vongkamjan, S.P. Voravuthikun-chai, Enhancing food shelf life with polyvinyl alcohol-chitosan polymer nano-composite films from bioactive Eucalyptus leaf extracts, *Food Bioscience* (2020) 100609.
- [42] F. Reguieg, L. Ricci, N. Bouyacoub, M. Belbachir, M. Bertoldo, Thermal characterization by DSC and TGA analyses of PVA hydrogels with organic and sodium MMT, *Polymer Bulletin* 77(2) (2020) 929-948.
- [43] H.Q. Li, X.J. Liu, H. Wang, H. Yang, Z. Wang, J. He, Proton exchange membranes with cross-linked interpenetrating network of sulfonated polyvinyl alcohol and poly(2-acrylamido-2-methyl-1-propanesulfonic acid): Excellent relative selectivity, *Journal of Membrane Science* 595 (2020) 117511.
- [44] B.H. Musa, N.J. Hameed, Study of the mechanical properties of polyvinyl alcohol/starch blends, *Materials Today: Proceedings* 20 (2020) 439-442.
- [45] D.N. Iqbal, M. Tariq, S.M. Khan, N. Gull, S. Sagar Iqbal, A. Aziz, A. Nazir, M. Iqbal, Synthesis and characterization of chitosan and guar gum based ternary blends with polyvinyl alcohol, *International Journal of Biological Macromolecules* 143 (2020) 546-554.
- [46] D. Nataraj, R. Reddy, N. Reddy, Crosslinking electrospun poly (vinyl) alcohol fibers with citric acid to impart aqueous stability for medical applications, *European Polymer Journal* 124 (2020) 109484.
- [47] M.N. Pervez, G.K. Stylios, Y. Liang, F. Ouyang, Y. Cai, Low-temperature synthesis of novel polyvinylalcohol (PVA) nanofibrous membranes for catalytic dye degradation, *Journal of Cleaner Production* 262 (2020) 121301.
- [48] M.H. El-Newehy, M.E. El-Naggar, S. Alotaiby, H. El-Hamshary, M. Moy-deen, S. Al-Deyab, Preparation of biocompatible system based on electrospun CMC/PVA nanofibers as controlled release carrier of diclofenac sodium, *Journal of Macromolecular Science, Part A* 53(9) (2016) 566-573.
- [49] S.R. Muppalla, S.R. Kanatt, S.P. Chawla, A. Sharma, Carboxymethyl cellulose-polyvinyl alcohol films with clove oil for active packaging of ground chicken meat, *Food Packaging and Shelf Life* 2(2) (2014) 51-58.
- [50] E.O.M. Osman, Synthesis and Improvement of Degree of Substitution and Characterization of Carboxymethylcellulose from Cotton Fuzz, *Sudan University of Science and Technology*, 2016.
- [51] A. Pettignano, A. Charlot, E. Fleury, Solvent-Free Synthesis of Amidated Carboxymethyl Cellulose Derivatives: Effect on the Thermal Properties, *Polymers* 11(7) (2019).
- [52] M.F.A. Taleb, H.L.A. El-Mohdy, H.A.A. El-Rehim, Radiation preparation of PVA/CMC copolymers and their application in removal of dyes, *Journal of Hazardous Materials* 168(1) (2009) 68-75.
- [53] N.F. Mazuki, A.P.P. Abdul Majeed, Y. Nagao, A.S. Samsudin, Studies on ionic conduction properties of modification CMC-PVA based polymer blend electrolytes via impedance approach, *Polymer Testing* 81 (2020) 106234.
- [54] M.M. Pérez-Madrugal, M.G. Edo, M.G. Saborío, F. Estrany, C. Alemán, Pastes and hydrogels from carboxymethyl cellulose sodium salt as supporting electrolyte of solid electrochemical supercapacitors, *Carbohydrate Polymers* 200 (2018) 456-467.
- [55] D. Duquette, M.-J. Dumont, Comparative studies of chemical cross-linking reactions and applications of bio-based hydrogels, *Polymer Bulletin* 76(5) (2019) 2683-2710.
- [56] K. Suppiyah, P.L. Teh, S. Husseinsyah, R. Rahman, Properties and characterization of carboxymethyl cellulose/halloysite nanotube bio-nanocomposite films: Effect of sodium dodecyl sulfate, *Polymer Bulletin* 76(1) (2019) 365-386.
- [57] Y. Zahedi, B. Fathi-Achachlouei, A.R. Yousefi, Physical and mechanical properties of hybrid montmorillonite/zinc oxide reinforced carboxymethyl cellulose nanocomposites, *International Journal of Biological Macromolecules* 108 (2018) 863-873.
- [58] D.G. Prajapati, B. Kandasubramanian, Biodegradable Polymeric Solid Framework-Based Organic Phase-Change Materials for Thermal Energy Storage, *Industrial & Engineering Chemistry Research* 58(25) (2019) 10652-10677.
- [59] N. Hasirci, C. Kilic, A. Kömez, G. Bahcecioglu, V. Hasirci, Hydrogels in Regenerative Medicine, *Gels Handbook*, WORLD SCIENTIFIC 2016, pp. 1-52.
- [60] K. Kozłowicz, S. Nazarewicz, D. Góral, A. Krawczuk, M. Domin, Lyophilized Protein Structures as an Alternative Biodegradable Material for Food Packaging, *Sustainability* 11(24) (2019).
- [61] J. Ampaiwong, P. Rattanawaleedirojn, K. Saengkiattiyut, N. Rodthongkum, P. Potiyaraj, N. Soatthyanon, Reduced Graphene Oxide/Carboxymethyl Cellulose Nanocomposites: Novel Conductive Films, *Journal of Nanoscience and Nanotechnology* 19(6) (2019) 3544-3550.
- [62] C. Xiang, C. Wang, R. Guo, J. Lan, S. Lin, S. Jiang, X. Lai, Y. Zhang, H. Xiao, Synthesis of carboxymethyl cellulose-reduced graphene oxide aerogel for efficient removal of organic liquids and dyes, *Journal of Materials Science* 54(2) (2019) 1872-1883.
- [63] S.C. Daminabo, S. Goel, S.A. Grammatikos, H.Y. Nezhad, V.K. Thakur, Fused deposition modeling-based additive manufacturing (3D printing): techniques for polymer material systems, *Materials Today Chemistry* 16 (2020) 100248.
- [64] H. Dai, Y. Huang, H. Huang, Eco-friendly polyvinyl alcohol/carboxymethyl cellulose hydrogels reinforced with graphene oxide and bentonite for enhanced adsorption of methylene blue, *Carbohydrate Polymers* 185 (2018) 1-11.
- [65] M.A. Saadiah, A.S. Samsudin, Electrical study on Carboxymethyl Cellulose-Polyvinyl alcohol based bio-polymer blend electrolytes, *IOP Conference Series: Materials Science and Engineering* 342 (2018) 012045.
- [66] W.F. Su, Principles of Polymer Design and Synthesis, Springer Berlin Heidelberg 2013.
- [67] M.T. Taghizadeh, N. Sabouri, B. Ghanbarzadeh, Mechanochemical activation of carboxy methyl cellulose and its thermoplastic polyvinyl alcohol/starch biocomposites with enhanced physicochemical properties, *International Journal of Biochemistry and Biophysics* 1(1) (2013) 9-15.
- [68] J. Miao, R. Zhang, R. Bai, Poly (vinyl alcohol)/carboxymethyl cellulose sodium blend composite nanofiltration membranes developed via interfacial polymerization, *Journal of Membrane Science* 493 (2015) 654-663.
- [69] B. Tajeddin, N. Ramedani, Preparation and Characterization (Mechanical and Water Absorption Properties) of CMC/PVA/Clay Nanocomposite Films, *Iranian Journal of Chemistry and Chemical Engineering (IJCCCE)* 35(3) (2016) 9-15.
- [70] J. Zhu, Q. Li, Y. Che, X. Liu, C. Dong, X. Chen, C. Wang, Effect of Na<sub>2</sub>CO<sub>3</sub> on the Microstructure and Macroscopic Properties and Mechanism Analysis of PVA/CMC Composite Film, *Polymers* 12(2) (2020) 453.
- [71] A. Kazemzadeh, H. Kazemzadeh, L. Bazli, Determination of Hg<sup>2+</sup> by Di-phenylcarbazone Compound in Polymer Film, *Composites and Compounds* 1(1) (2019).
- [72] L.-Y. Wang, M.-J. Wang, Removal of heavy metal ions by poly (vinyl alcohol) and carboxymethyl cellulose composite hydrogels prepared by a freeze-thaw method, *ACS Sustainable Chemistry & Engineering* 4(5) (2016) 2830-2837.
- [73] M.M. Abutalib, Effect of zinc oxide nanorods on the structural, thermal, dielectric and electrical properties of polyvinyl alcohol/carboxymethyl cellulose composites, *Physica B: Condensed Matter* 557 (2019) 108-116.
- [74] A. Goswami, A.K. Bajpai, J. Bajpai, B.K. Sinha, Designing vanadium pentoxide-carboxymethyl cellulose/polyvinyl alcohol-based bio-nanocomposite films and study of their structure, topography, mechanical, electrical and optical behavior, *Polymer Bulletin* 75(2) (2018) 781-807.
- [75] S.A. Oleyaei, H. Almasi, B. Ghanbarzadeh, A.A. Moayedi, Synergistic reinforcing effect of TiO<sub>2</sub> and montmorillonite on potato starch nanocomposite films: Thermal, mechanical and barrier properties, *Carbohydrate Polymers* 152 (2016) 253-262.
- [76] H. Fasihi, M. Fazilati, M. Hashemi, N. Noshirvani, Novel carboxymethyl cellulose-polyvinyl alcohol blend films stabilized by Pickering emulsion incorporation method, *Carbohydrate Polymers* 167 (2017) 79-89.
- [77] D. Jeong, S.-W. Joo, Y. Hu, V.V. Shinde, E. Cho, S. Jung, Carboxymethyl cellulose-based superabsorbent hydrogels containing carboxymethyl  $\beta$ -cyclodextrin for enhanced mechanical strength and effective drug delivery, *European Polymer Journal* 105 (2018) 17-25.
- [78] S. Villarruel, L. Giannuzzi, S. Rivero, A. Pinotti, Changes induced by UV radiation in the presence of sodium benzoate in films formulated with polyvinyl alcohol and carboxymethyl cellulose, *Materials Science and Engineering: C* 56 (2015) 545-554.
- [79] E. Asadi, A. Fassadi Chimeh, S. Hosseini, S. Rahimi, B. Sarkhosh, L. Bazli, R. Bashiri, A.H. Vakili Tahmorsati, A Review of Clinical Applications of Graphene Quantum Dot-based Composites, *Composites and Compounds* 1(1) (2019).
- [80] M. Radmansouri, E. Bahmani, E. Sarikhani, K. Rahmani, F. Sharifianjazi, M. Irani, Doxorubicin hydrochloride-Loaded electrospun chitosan/cobalt ferrite/titanium oxide nanofibers for hyperthermic tumor cell treatment and controlled

- drug release, *International journal of biological macromolecules* 116 (2018) 378-384.
- [81] M.S.N. Shahrabak, F. Sharifianjazi, D. Rahban, A. Salimi, A comparative investigation on bioactivity and antibacterial properties of sol-gel derived 58S bio-active glass substituted by Ag and Zn, *Silicon* 11(6) (2019) 2741-2751.
- [82] A. Moghanian, A. Ghorbanoghli, M. Kazem-Rostami, A. Pazhouheshgar, E. Salari, M. Saghafi Yazdi, T. Alimardani, H. Jahani, F. Sharifian Jazi, M. Tahriri, Novel antibacterial Cu/Mg-substituted 58S-bioglass: Synthesis, characterization and investigation of in vitro bioactivity, *International Journal of Applied Glass Science* (2019).
- [83] J. Daraei, Production and characterization of PCL (Polycaprolactone) coated TCP/nanoBG composite scaffolds by sponge foam method for orthopedic applications, *Journal of Composites and Compounds* 1(1) (2020).
- [84] P. Abasian, M. Radmansouri, M.H. Jouybari, M.V. Ghasemi, A. Mohammadi, M. Irani, F.S. Jazi, Incorporation of magnetic NaX zeolite/DOX into the PLA/chitosan nanofibers for sustained release of doxorubicin against carcinoma cells death in vitro, *International journal of biological macromolecules* 121 (2019) 398-406.
- [85] H. Won Jang, A. Zareidoost, M. Moradi, A. Abuchenari, A. Bakhtiari, R. Pouriamanesh, B. Malekpouri, A. Jafari Rad, Photosensitive nanocomposites: en-vironmental and biological applications, *Journal of Composites and Compounds* 1(1) (2020).
- [86] V.S. Ghorpade, R.J. Dias, K.K. Mali, S.I. Mulla, Citric acid crosslinked car-boxymethylcellulose-polyvinyl alcohol hydrogel films for extended release of water soluble basic drugs, *Journal of Drug Delivery Science and Technology* 52 (2019) 421-430.
- [87] R. Agarwal, M.S. Alam, B. Gupta, Polyvinyl alcohol-polyethylene oxide-car-boxymethyl cellulose membranes for drug delivery, *Journal of Applied Polymer Science* 129(6) (2013) 3728-3736.
- [88] R.N. Oliveira, A.P.D. Moreira, R.M.d.S.M. Thiré, B. Quilty, T.M. Passos, P. Simon, M.C. Mancini, G.B. McGuinness, Absorbent polyvinyl alcohol-sodium carboxymethyl cellulose hydrogels for propolis delivery in wound healing applications, *Polymer Engineering & Science* 57(11) (2017) 1224-1233.
- [89] E.A. Kamoun, E.-R.S. Kenawy, X. Chen, A review on polymeric hydrogel membranes for wound dressing applications: PVA-based hydrogel dressings, *Journal of Advanced Research* 8(3) (2017) 217-233.
- [90] İ. Özen, G. Okyay, A. Ulaş, Coating of nonwovens with potassium nitrate containing carboxymethyl cellulose for efficient water and fertilizer management, *Cellulose* 25(2) (2018) 1527-1538