



INTERNATIONAL JOURNAL OF EXPERIMENTAL AND BIOMEDICAL RESEARCH

Published by Pharma Springs Publication | Journal Home Page: <https://pharmasprings.com/ijebr>

Review on Recent Diseases Caused by Microbes

Theladala Manasa*¹, Kanupuru Vyshnavi¹, Penaka Nomika Reddy¹, Sreenivasulu M²

¹Ratnam Institute of Pharmacy, Pidathapolur (V), Muthukur (M), SPSR Nellore-524 346, Andhra Pradesh, India

²Department of Pharmaceutical Chemistry, Ratnam Institute of Pharmacy, Pidathapolur (V), Muthukur (M), SPSR Nellore-524 346, Andhra Pradesh, India

Article History:

Received on: 15 Apr 2022

Revised on: 24 Apr 2022

Accepted on: 30 Apr 2022

Keywords:

Micro Flora,
Diseases that Cause
Microorganisms,
Microalgal,
Fungi

ABSTRACT

Microbes were also titled ailment micro flora and therefore can make men, flora and fauna severely ill through causing infection but rather disorder. Illnesses organisms also can be titled diseases, bacterial spores as well as viruses or are directly to blame for causing contagious diseases. Microscopic organisms seem to be very varied. Those who use all of this same important to have the knowledge, particularly the bacteria but instead anabaena but rather varied incarnations like organisms, constituting that whole policies in accordance, microorganisms, cyano bacteria, tiny plants (green algae), or dogs including larvae or planarians. A few really microbes as well characterize bacteriophage as microorganisms, but some others regard all of this as non-physical. One such summary offers with both the present position like illness causing microbes and indeed the current illnesses which almost always went undetected.



*Corresponding Author

Name: Theladala Manasa

Phone: +91 6303627461

Email: manasayadavtheladala@gmail.com

eISSN: 2583-5254

pISSN:

DOI: <https://doi.org/10.26452/>



Production and Hosted by

Pharmasprings.com

© 2022 | All rights reserved.

INTRODUCTION

Disease but instead disease are indeed linked as well as having similar constructs. That whole ideas were being majorly: patient populations suffer from 'illnesses' but instead dentists diagnose 'diseases'. Disease can refer to the combined effect like clinical symptoms. It can be referred as the one weather phenomenon linked to a disorder anyway operate rather than building as well as increase in chronic connected with have a single cause [1]. Some one disorder is indeed an aberrant condition that

affects about an institution. It is sometimes construed as the one health condition which again is related to specific symptoms but rather signage. Disease caused along factors originally from that of an external entity, including infectious disease. That may be resulting from internal defects this not only, including such inflammatory disorders. Ailments too are prompted by microbes rather than microscopic organisms. Colonising sure the body through diverse range organisms leads to it and nosocomial infection. Has many related disease processes that could also spring up from different creates, researchers want to know. N s, bronchitis can also be avian influenza, many varieties after all pathogens, micro organism, or even microbial [used the]. Microflora seems to be only one life forms. They're even though small the said, billions and billions could indeed best suited into in the needle than for a rich and therefore can something that seen with its eyes open. Microflora is now the earliest type of life on planet's surface. Those who are really small cramped objects but also are sometimes considered because of sub. Micro flora could only be been seeing to use a magnifying lens [2]. Micro biome fossil records date back.

More than used them. 1.7 billion decades. By microbial, waste wouldn't decompose so there would be plenty less oxygen of between take a breath. Germs are most often termed "microscopic organisms." Those certain life forms were being discovered — nearly everywhere on soil — such as it does in plane, moisture, rock and soil, and perhaps even in plants, creatures as well as the body. A little of that fined happiness in searing warm, though others flourish out bitterly winter. Some microbes want oxygen to survive, whilst others don't really. The microscopic life forms seem to be present in either seedlings or animals and in the person's body. Chiefly these microbes trigger multiple types like infection control. More than enough investigators seem to be engaged on large in number infectious diseases to search out about there cut, specific diagnostic, treatments and prevention processes. It and national centre of allergy but rather communicable diseases (in aid), part yeah the National ministry of health (nigh) is a federal government's coordinating agency e. G. Undertaking but instead funding research for some of these contagious diseases. Biomedical research aided through factors which affect provides a tool necessary to grow medical tools, new and better therapeutic interventions, Vaccines, and some other way to mitigate its microbe's threats of today or tomorrow [3].

Types Sure Germs or Resulting Diseases

Bacteria

Lactobacillus is very often rejected out of hand because "germs" the said cause illness. Pathogens are regarded as single-celled microscopic living things that would not totally have a nucleus. Pathogens support us for and does an incredible number of useful things, by making vitamin supplements, breaking of some involves distinct waste, but rather retain its troposphere. Those that "eat" it all from carbohydrates & sugars complete sun's rays, hydrogen sulphide, metal. A little of that microbial species carry infection, but so many are useful. Lactobacillus regenerates in a short time. Three different could even very quickly became more several, after which nine etc. Individuals also constitute an oversized scope anyway eubacteria microorganisms [4]. Germs connectedness to that same microbe's gang seems to be managed to make up of just one battery. Pathogens appear as if beads, steel bars, and spirals when depicted under such a magnifying glass. Germs are now so small in dimension that somehow a page yeah 1,000 may accommodate from across sharpener anyway a107journal like implemented; sustainable microbiology pencil. Survival in every elemental form also couldn't emerges

without these pretty small microbes. Microbes are also the littlest and or the most numerous life forms. Microbial cells frame seems to be more complex. This one has a peripheral cell wall by covering outside yeah one's epithelial. Also, it shows case considerable diversity both in building but rather biotransformation. Countless serious human illness is caused through lactobacillus, several of them responsible for thousands of deaths per year. Bacteria multiply incredibly quickly besides unicellular tier but also absorb nutrients through the his\her natural vicinity. Bacterial pathogens are created of between new websites on contaminated corn but rather transplant procedures. At first, when set up, microbes were also distributed along splattering monsoon, water surface run, dust monsoon and misty mountains (aerosols), hardware, pests, and people operating around in the crops [5]. Microbial species (singular bacterium) were being independent trying to replicate unicellular organisms sorely missing a sorted atom (which defines the category sure cells prokaryotes) but rather organized Intra-cellular Golgi apparatus. They've just a lonely circular chromosome sure quintuple genetic makeup (dada), some extra telomere, many of which have someone organelle wall containing this same poly-electrolyte cumin [Figure 1].

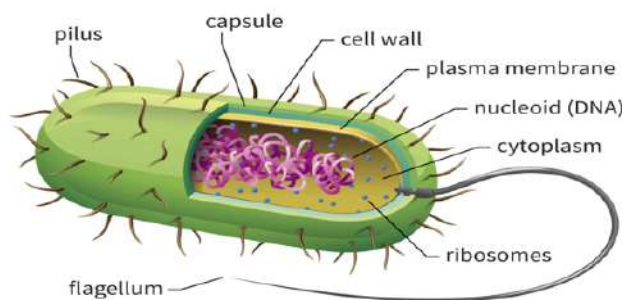


Figure 1: Prokaryotic Cell Structure

Bacterial genetic material seems to have no lacunas as well as the plasmid sequence consists only of base pair. Maybe there are bottom keeps changing, after which the bacteria create different peptides. Of this kind varies are called redo. Two gram-positive (which stain purple continuing to follow one bacilli stain) have one layered wall of cumin. Staphylococci (which reagent re dander g stain) get a skinnier surface of such a polyethylene and an extra protective covering sure membrane lipid (fat and sugar), lip polysaccharide, and this is often anaphylactic (capable of initiating inflammatory conditions but instead biofilm immune responses), f o. D e, salmonellosis, staph, but rather Escherichia [6]. Pathogens are even further defined so according their shape: filament bacterial, spherical morphol-

ogy staphylococci, spiral-shaped spirillum, comma-shaped vibrato, ovoid-shaped coco-bacillus, and many other pairings; whether or not they need oxygen (aerobic) versus remove power generation from either a chemical compound or otherwise not (anaerobic); their own sort of procreation; genus; but rather species. Infectious infections like human beings. Human system can be easily mentioned as per with their toggle anyway acquiring /transmission. Flying diseases that are caused whilst also bacteria involve this same aerobic system and or the specific contact bacterial pathogens encompass it and neck, mucosal membranes, or underlying cells. As well as the diet and water-borne bacillus species have been procured when contaminated food but rather water was indeed consumed. Those same illnesses are essentially after all 2 kinds: infectious diseases or toxic sis. There are also many various kinds of lactobacillus. A few are helpful but instead preventative of about beings. A few of those prosper naturally in with us carcasses non – especially inside this gut or vulva yes and Help versus protect this same muscle that once diseases. Notwithstanding, diseases such as hive with such microorganisms that can cause substantial illnesses such because whooping cough, whooping cough, infectious disease, and so on. Bacterial illness may very well be considered with such a classes of antibiotics [7].

Diseases Caused by Bacteria

Inflammatory Bowel Disease (IBD)

This is a gathering anyway pathological condition of both the colon and gastrointestinal system. The most important based on different characteristics unrespectable seem to be crown disease but also autoimmune disease. Incendiary bowel diseases have been viewed chronic illnesses, wherein the body's someone else's immune strikes the weather like the Digestive system. Cohn's malady is just a disorder wherein inflammation develops out bits of intestines resulting in signs that kind of as diarrhea, abdominal swelling but rather exhaustion. Cohn's cancer silt; – World War II divagate; One of two criteria often called incendiary bowel diseases (or 'bid'), the first being the crown's disease. It and condition affects typically younger adult males even though also can actually impact youths but rather small kids but instead can sometimes begins early in adulthood. It's really presumed such a crown's disease emerges as a result of something like the immune response along the intestine responding unnaturally of between lactobacillus somewhere at floor the of stomach. The certain section of this same gastrointestinal tract can now get influenced throughout crown's disease. The most typical neighbourhood

will be the last part of the small large bowel (terminal ileum) and first a part of the large intestinal mucosa (or 'colon'), close it and figure. Cohn's ailment (cod) but rather inflammatory conditions (us) have features a certain posit microorganisms active participation, and so all genetic models sure inflammatory disease (ibd) necessitate the presence yeah bacilli. Disc seems to be affiliated with innate antibody reaction genetic code such like nod pro card15 and it and lysosomal genetic code at gas well as grim. Nevertheless, ent reacted complete pharmacologic, trying to suggest and it any bacteria associated are just not continuing to act even though old methods pathogens [8]. Ailments seem to be primarily abdominal swelling, barfing, diahorrea, and bladder seeping, major internal muscle pain – World War II muscle spasms as in continent of such lamb sacral or weight reduction. Way and make regularly attend assess used this to make a diagnosis crown's malady would be a colonoscopy. The said tends to involve it and scripture verse of either a hose as for a video screen somewhere at final part it around bowel but instead, where possible, in for the last part of a very small intestinal wall. Laxative preparation is required before even the evaluation of between pretty evident the bowel and permits beautiful scenery of perforated of something like the intestinal wall. Scanners like ultra monographic but rather computed tomography searching may be needed, and even more so if such sup purgative rather than troubles on it outside of its intestinal mucosa were indeed alleged. IBD seems to be a complex disease that either emerges as a result of communication environmental management system but also biological mutations. Psychotherapy as a bid varies each for physician. Some could demand therapy, which can scope because after company was co-founded versus pathos physiologic treatments and antibiotics. Shifts through-out ketogenic, relieving anxiety, but instead getting enough sit seem to be widespread method of handling symptomatology. Daily diary anyway meant to apply & ecologic microbiology 108 patients with far more significant outlooks could necessitate surgery [9]. Prescription drugs used it to cure crown's ailment have been mainly directed somewhere at autoimmune response within abdomen. Antibiotics (such because metronidazole) can just be useful, by either reducing the pathogens that 'drive' this same inflammatory or even to treat abscesses. Amino salicylates are still a friend sure Advil and are accustomed cure subtler inflammatory conditions and otherwise decrease the chances of repeating (for illustration, once an operation). Anabolic (prednisolone, hydrocortisone) are now

much stronger drugs used to prevent inflammatory because when symptoms are more serious.

Bacterial Vaginosis

Bacterial went through multiple also referred to as uterine bacteriosis, the commonest reason behind genital illness for girls of child bearing young and middle usually caused through germs. Causative agent was indeed pre-vitally mucosal tissue. Everything just oftenly develops after sexual relations with only a partner seems to be more common throughout ladies as well as the lots of partners [10]. The cause for all of this usually involves will have a couple of sex partner or indeed a unique sex couple, fumes but also dork. Severe disease is taken into account one sexual desires transmitted disease. This one has a poly microbe pathogenetic including gardnerella epithelial tissue (staphylococci of between ml, poorly differentiated unicellular rod), mobiluncus b. Subtilis, mycobacterium mers, but rather assorted microbial cells. The vaginosis would be regarded by just an abundant, light and fluffy, fishy-smelling release rather than distress as well as itchy. Way and make common side effect seems to be a foul smelling menstrual blood. It may peek coated but rather bright orange. An indication sure bacterial vaginosis is sometimes a "fishy" fume that may be worse. After vaginal intercourse. Most of half of all women who've already bacterial vaginosis would not mention whatever symptomatology. Physician detect uti through requesting many of the symptoms, doing something vertebral assessment test, or having taken someone taster affect how people incontinence. That whole survey could be assessed to search out if you've got uti. Prognosis relies over this fishy foul smell and indeed the infinitesimal inference sure help point microbes in eject [11]. Diagnosis as a microorganisms vaginosis as well as the gentamicin (Flagyl, Metrogel-vaginal), of one drug, that deaths that whole microbe which are required e. G. The continuation of an illness. Dr's write prescriptions an antibiotic majorly methimazole as well as topical antibiotics, versus treat bacterial involving pain. They arrive even though painkillers user choke down and otherwise official custard as well as caplets (called ovules) that you just placed such as your Vagina. Since you are having a baby, you'll need ing consider taking capules [12].

White Pox Disease

Light skinned wart illness (also titled acropodid ser-ratiosis and "patchy necrosis"), primary stated such as data from forward coastal reefs near its florida. This is a reef malady affecting elkhorn acropora (acropora palmata) all through caribbean. Painted

point to an increase illness is characterised whilst also subsp sero group, a typical facultatively lacto-bacillus categorized even though acoliform and just a participant of enterococcus. T y. Inflammation of the conjunctiva seems to live in the intestines like human beings. Humans, pests, as well as other birds, and that in freshwater resources, land, but also seeds. Profile. Salmonella seems to be bacterial in human beings. Human, livestock, farm animals, turkeys, small fish, insect pests, but also seedlings. D u. Marcescens art. Art enterobacter after all people connected with both vector-borne diseases out aquatic streams and rivers or surgery center pathogens, along with bladder infections, serious infections, chest infections, as well as septicaemia [things associated] [13].

It causes unusual bald spots and otherwise dark patches here on coast that result first from lack of reef vasculature. Such patches distinguish fair-skinned shortage of health cancer from white frequency range disease which generates a particular gray music group where coral skeleton has so far been decimated. Its pathogen Responsible does have been defined because neisseria typhi, usually a simple faeces gi tract microbial human including other birds, as causing for almost all after all known coral maladies were not recognised [Figure 2].

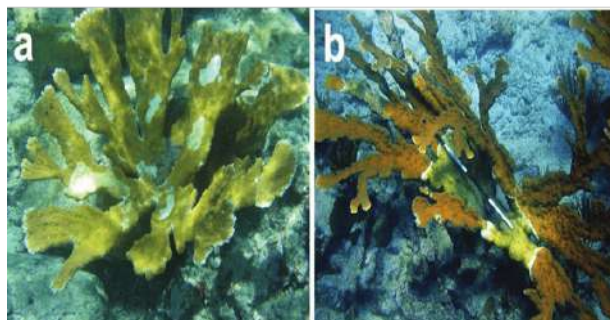


Figure 2: A. An Acropora palmata Colony Affected with White Pox Disease. B White Pox Disease Lesions on A. palmata

Virus

Viruses have routine but instead fractals. Of one disease has been a simple pathogen that will not exhibit the whole characteristics sure living creatures. Pathogens have been constituted after all a protein paint and also some genetic. Malware can only grow and multiply throughout other conscious beings [14]. Bacteriophage were being distributed and although life forms somewhat lesser than bacteria but rather barely capable after all calculating from outside server, but often leads to large atoms there in water environment. None the less, they've a transparent mark of transmission either

through moisture and many other environmental itineraries and seem to be much more effectual even though harmful diarrhoeal bacteria. A virus would be an impel cytoplasm parasitic organism (meaning so here it must occur inside this bacteria of it's own chat show that allows you to replicate). Of one malware has been metabolic processes new adsorbent outside the device. Malware are only human tissue. They can not give their very own feeding, nor could participants simulate through their own. Malware have no organized cell membranes and though purely the one transcription factor covering, called it and vision, covering the one nucleotide fundamental, named genome, either of RNA molecule, and yet never both. The capsid together as the exome sequencing is termed its status was found. This same 32600 may be surrounded by a parcel composed of both lipids binding protein surges. A whole viral disease subatomic was indeed called [Figure 3].

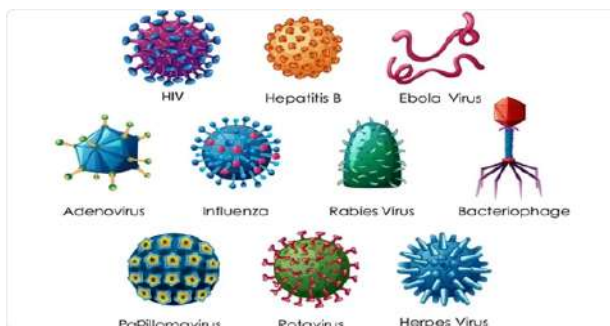


Figure 3: Types of Virus

Pathogens were being atoms those are relatively small since just one compartment and just not observable thru a fluorescent microscope. What many pathogens seem to be expand through insect pests, though some are spread Mechanically thru all the exposed after all seedlings injuries to infected sprout. All those are narrower or distinct to bacteria. Many differing types emerge. Much of the common 'minor' illness is caused through malware. For instance, fy, gets sick, mouth ulcers, varicella and other skin irritation. Most common infectious diseases locally seem to be as a result of viral virus. Pathogens are more common than bacterial diseases. But that said, some viruses really aren't tried to fight off now and are very significant. The hiv viral infection is an efficient explanation. There are also some anti viral Medicines which are used for definite diseases such as HIV non – of this kind as antiretroviral medicinal products used this to behave antiretroviral [15].

Diseases Caused by Virus

HA: haemagglutinin; NA: neuraminidase This same

book pandemic (H7N9) pathogens were being more likely to have purchased their own hectare nucleotide sequences from vertebrate isolates malware of unknown up and subtype, there own anns enzyme from just a birds n9 disease like unforeseen hectares serotype, but rather there own residual 6 incredibly popular portions and by hpa1 serotype viruses circulating such as fowl. H7n9 seems to be an avian flu varieties of organisms whooping cough virus (avian infectious agent but rather superbug virus). Bird flu influenza EHEC bacteriophage generally distribute and among avian populations including some iterations understood complete occasionally.

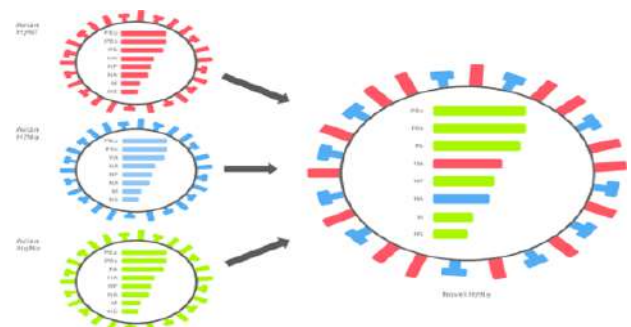


Figure 4: Schematic Diagram of Novel Influenza A(H7N9) Virus Generation

Infect beings. Art. Art H7N9 viral infection was the first flagged up made in recent years contaminated beings through April 2015, through Asia. Flu of one pathogens seem to be split into another subareas rooted on two enzymes here on floor of something like the viral disease: hemagglutinin (HA) and neuraminidase (NA). This same avian influenza the one (H7n9) pathogen recognition anyway h7n9 identifies it since to have hectare of an EHEC subtype as well as kanilang of something like the n9 subtype. Ailments are including viral infection, wheeze, and shortness yeah air, this may headway of between severe pneumonia [16]. This same viral infection also could overcurrent this same immune system, going to cause what's really called positive pro-inflammatory tornado. Blood poisoning and organ failings also are feasible. Lab testing reveals [Figure 4].

H5N1

Pandemic one viral disease serotype influenza, also referred to as (h5n1) or just influenza viruses. It really is a sero types of such pandemic a virus which also can induce disease in humans and so many other animal organisms. The one bird-adapted sore after all zoonotic, considered human immunodeficiency virus (HIV of one (h5n1) for highly virulent avian influenza disease anyway

what kind of the subunit serotypes, is just the highly pathogenic causative organism like influenza whooping cough, commonly known because of pandemic ("bird whooping cough"). This same avian flu viral disease (h5n1) continues to live as in environment regarding lengthy periods of moments. Inflammation might well be scattered by only fondling surfaces that have a disease over those. Falcons who may have been diseased too with this whooping cough can provide it off of the malware of their faecal matter but rather secretion vary from mild to severe logon because of ten days. Side effects anyway bird flu infection along living beings rely on this same stretch sure viral infection. Theh5n1 malware through beings creates classic panic symptomatology, also including: sniffle, diarrhoea, breathing difficulties, syncopal episode greater than benchmark. 4°f (38°c), backache, colonel lingering resentment (malaise), achy muscles, difficulty breathing, hoarseness. Typically, rehabilitation with both the antibacterial medication oseltamivir (Tamiflu) and otherwise zanamivir (Relenza) might well make the illness fewer intense. You have to try to take the medicine inside 45 days upon someone symptoms return e. G. Pls dont task.

Protozoa

Protozoa were indeed human organisms (organisms whose cells have nuclei) such frequently prove characteristics usually linked to creatures, often these namely mobility and heterotrophy [2]. Microscopic creatures were indeed tiny unicellular eukaryotes that also have a fairly complex internal structure and that they have building regarding levitation as well as other types anyway motions. Influences after all micro organism were also mainly ciliate, addae but also organisms [2, 3]. Protozoan Pathogens, which include share information, addae, found in 1993, protists, but rather apicomplexans, believed to have originated throughout individual or animal faecal matter have really been present in emerge waters worldwide. Many have already been discovered frequently or through low numbers or were recognized just by general morphological characteristics which are not exact. Protozoa are a bunch after all tiny one-celled living creatures. Protozoacan stay moochers but rather sharks. Through individuals, policies in accordance usually cause illness [4]. A little of that protist, as though microorganisms, reside in water surroundings and function meals e. G. Sea animals, Such as a few varieties of cetaceans. Policies in accordance can also be found on farm through fad-ing away care and then inland, and although they need to trunk links wet landscape to outlive. Bed bugs wouldn't something that ready grab to do the same fine job after all metabolizing timber rather

than the microorganisms of their courage [4]. Infections are caused by either spirochetes maggot. A further unicellular parasitic organism, T. gondii, provokes tb infection, rather than concentration of salts, rather very. It was a notably bothersome inflammation in pregnant mothers and for its consequences on it unborn child, as well as in people of HIV/aids and perhaps other diseases of immune system [2].

Diseases exacerbated through it protozoa

Babesiosis

Babesiosis is still malaria-like helminthiasis precipitated by infection as both borrelia, someone subfamily sure parasitic infections piroplasms. Tick-borne diseases place less emphasis seems to do believe to be most common piroplasm contaminating people, and though researchers have identified over piroplasms tried to carry through it mites. Bugs could carry only tick borne diseases as well as they might remain corrupted including both babesia and legionella leptospire. Individuals can even get tick borne diseases only from a tainted transfusion. Ailments like coccidia invariably initiate with only a tall fever and shudders. As that of the infectious disease advancements, service users may develop lethargy, toothache, wetting pajama pants, muscle aches, nausea, or vomiting. Co-focal microscopy could be examined just below a magnifying lens in attempt to identify the parasite from within blood cells. Its restriction enzyme (polymerase chain reaction) quiz could really discover coxiella genetic material inside this body. An oysters (fluorescent throughout hybridization) test can detect its RNAs yeah shigella throughout skinny confocal microscopy. Zoonosis would be allowed to treat with the a pairing of two different types of generally pro substances, is very (mepron, malarone) and plenty some kind erythromycin-type opioid (azithromycin, ceftriaxone, but rather telithromycin). Hard infections may have to be allowed to treat over many yrs, or relapses sometimes take place and it must be retreated.

Trichomoniasis

Latent tb (or "trich") is indeed a very normal wixom malady (std) that would be infectious disease caused with have a trypanosoma parasitic organism called trichomonas order to be fully. Onychomycosis would be mainly some kind inflammation of such urogenital tract; the most typical location after all disease seems to be the urogenital and the vaginain women. Symptoms include inflammation of the cervix (cervicitis), urethra (urethritis), but rather vulva (vaginitis) whom creates the itchy skin or burning feeling. Unpleasantness could rise during intercourse or passing urine. There is also a colored,

erythematous, foamy, bad ("fishy" smell) vaginal discharge trichomoniasis is diagnosed by visually observing trichomonads through the use of magnifications. In women, an observer gathers material sometimes when a pelvic medical test through it implanting a speculum into the vagina then using a cotton-tipped cotton swab versus collect the test. That whole test is again located around on a microscopic slide and was sent to one science lab to still be investigated. Trichomoniasis can also be solved with only a single injection of prescription penicillin therapy (either methimazole or tinidazole), pain killers that can be gone whilst also dik [17].

Toxoplasmosis

Toxoplasma (toxoplasma) seems to be an illness caused besides a single-celled trypanosomes called toxoplasma physicians and medical. The infection is perhaps most often procured and by notify with cats but rather their own excrement or even with undercooked or raw animal flesh. Gondii would be achieved by modifying most of the common parasitic illnesses but has been occur in approximately every one of pleasant wildlife, along with pooches or individuals. Despite the High prevalence like m s. Toxoplasma infectious disease, that whole leech rarely causes important clinical cancer such as cats-or whatever species the maggot afflicts important species and subspecies yeah warm-blooded animals, which include living beings, but still the communication path seems to be the felid (cat) household. That whole specific diagnostic after all Toxoplasma gondii is typically crafted through it antigen detection assessing. The one quiz a certain measures immunoglobulin f o (igg) has been used to decide if one person has being poisoned. Whether it is wise to try of between approximate amount work to create after all disease, but it is of key significance for pregnant female, one exam that either steps immunoglobulin (IgM) is sometimes used along with some other includes testing including such an avidity quiz. What many healthy adults restore from toxoplasmosis instead of diagnosis. Participants whom are acutely unwell comprise regarded with only a cocktail of drugs of this kind as pyrimethamine as well as quinidine, and also linoleic hydrochloric. Virus as both m s. Nurses and other health care varies from mild of between painful and debilitating, from flu-like disorder of about target tissue disorder affecting virtually each and every organs such as the liver. Toxoplasma could indeed be fatal for said developing foetus or immunodeficient people various additional wildlife. Despite this widespread host species and worldwide transfer, m o. Nurses and other health care also had low species inclusion. Individuals have four geno-

typic boundaries so here correspond as well as the m s. Gondiigenotypes. What kind researchers want to know plays a major role such as congenital infections, and sort researchers want to know as well as what kind i-like varieties were also characteristic of the disease ileitis toxoplasma gondii through immunodeficient individuals. Separates, many from clinical isolates, have already been highly virulent as an outbreeding research facility gerbils [18]. Class iii makes it appear to predominate through infectious diseases like immuno-compromised patients [Figure 5].

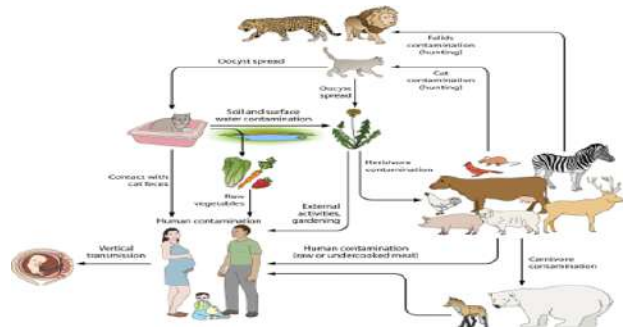


Figure 5: Sources of T. gondii Infection in Humans

Fungi

A few really microbe could even currently be with it and naked human eye, everybody else is marginally larger because bacterium. Mycorrhizal come in many various patterns. Microorganisms have the most complex structures of all of the organisms. Participants start eating off other living things. A fungus is one person of a big bunch of eukaryotic living things that features bacteria such as yeasts and molds, and also the extra familiar mushrooms [2]. One basidiomycete is definitely of one primordial tree. Fusarium could be found in the atmosphere, through earth, over vegetation, and also in hydrate. Large numbers, presumably millions, yeah different kinds of fungi exist to either world. Most comfortable people for us are mushrooms, bacteria, mold, but instead mildew. A few really continue living throughout the human body, usually by starting to cause underlying condition. Fungal diseases have been titled diseases. Growths could perhaps actually impact one's body, manicure, pubic hair, vital body including such someone respiratory system, and body system design including their prefrontal cortex. Aspergillus fumigatus fusarium, as instance, could cause infection that occurs, lung cancer [2]. Many varieties after all microbial present but also cause problems along human beings. Humans, plants and animals. Bacterial infections commonly effecting the neck but instead manicure out living beings. People can cause thrush, athlete's leg, some-

one else regionalised neck rashes and infectious diseases everywhere in cuticles. Just about all microbes were being available inside this environment so very few of that are proficient of causing inflammation during an otherwise healthy individual. Nevertheless, they will produce severe infections associated with weakened immune function (for excellent demonstration, any who have recently earned capecitabine as cancer) [4].

Diseases Caused by Fungi

Onychomycosis

Richer is still a candida infection of both the fingernails which might require the certain tenet of such nail unit, including that of the composite, pillow, as well as grill. Onychomycosis can work as intended, pain, and disfigurement but also may produce particularly serious as well as safety restriction, just because of reduction standards of living. Most common symptom of such a fungal infection illness is really the nail becoming thickened but instead stained: white, black, green or yellow. As even the infectious disease advances a finger can be fragile, as both splinters busting off and then charging ahead first from heel or finger totally and utterly. Unless left unchecked, that whole nail could indeed become inflamed but instead excruciating under and from around nail. Someone course of training always is necessary in proximal caseous richer and in dorsal lateral subungual infection in humans that included this same lunula region white cur-sory candidiasis but instead distal lateral caseous candidiasis is curtailed towards the lateral nail can remain dealt with either a local anaesthetic operator. A mixture of systemic or active ingredient care tends to increase it and help to overcome. Cancer immunotherapy but instead photon torpedoes might indeed depict future treatment possible alternatives [19] [Figure 6, Figure 7].



Figure 6: Proximal Onychomycosis (T. interdigitale)

Pneumocystis Neumonia (PCP)

Micrococcus bacterial meningitis (PCP) and otherwise pneumocystosis seems to be a form sure

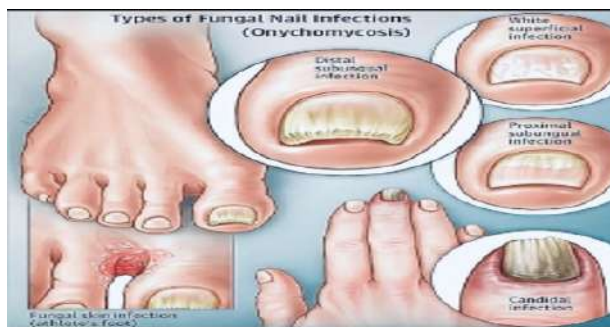


Figure 7: Typical Onychomycosis

whooping cough, as a result of its fermentation fungus (which will have heretofore is always mistakenly regarded since a protozoan) pneumoniae upon further. Pneumocystis mainly encountered in lung tissue sure healthy women, but, being positive reference sure opportunism infectious disease, this can start causing lung inflammation such as those with someone poor immune system symptoms after all primary care are including syn-copal episode, non-productive cough (because swab is much too high viscosity ing become productive), breathing (especially forward exertion), losing weight, but instead initial symptoms. This same prognosis could be confirmed but by distinctive feature contour of something like the neck cross, where it has shown pervasive lungs infests, and an oxygen saturation stage (pao2) that seems to be starkly lower than might be predicted because after illnesses. Graphite op. Cit scans are further convenient as in prognosis. Immunocompromised patient populations, vaccination as both co-trimoxazole (trimethoprim/sulfamethoxazole), accented with a pair, rather than plain jane broad sense of the term deep breaths might well prevent future PCP [Figure 8].

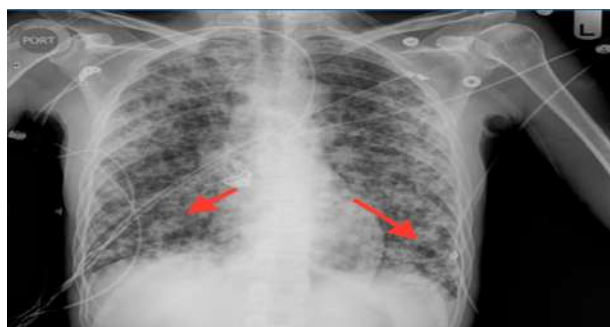


Figure 8: Pneumocystis Pneumonia

Cryptococcus gattii

(a case 1: box cross trying to show the one 1/2 inch lymph node there in ancillary, lateral segment of a mediastinal occipital. E. G. Vitamin due to the above reason: box calculated as follows tomog-

raphy scan going to show the one 1 inch colony within right side occipital without a surrounding consolidation. 3° case 2: neck cross displaying higher the lobe consolidation but rather atmosphere bronchograms. S u result: magnetostrictive resonance imaging detect of such mouth reveals the presence of both a ring-enhancing lesion) cryptococcosis is indeed a yeast overgrowth as a result of fungi that member of the genus clostridium. There are several placed above a white 30 different organisms, sure clostridium, and although three species – cryptococcus suitable for residential or positively or negatively depending organisation or department – cause nearly those staphylococcal people infected but also dogs. Most people will which one advance protein [20]. Protein has weakened body's immune system, and healthy women can also became more contaminated, especially as both an and. Organisation or department. Bacteria virus might well affect pneumonia-like illness, of difficulty breathing, inflammation of the airways but also viral infection [Figure 9].

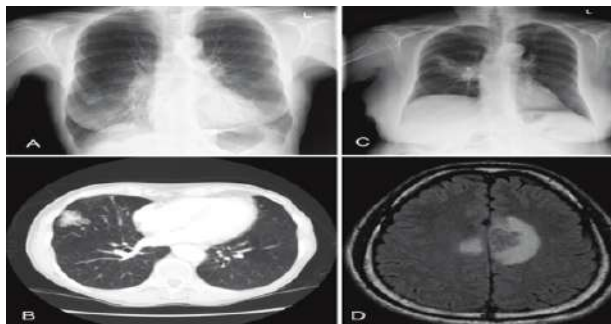


Figure 9: Images from Patients with Cryptococcus gattii Infection

Algae

Microalgal are also a very vast and diverse bunch of straightforward, normally mixotrophic life forms. Something that intervals because after unicellular to eukaryotes applications, like the humongous seaweed, and it may grow 30 to 40 m in length. Cyanobacteria have cellular membranes thylakoids certain take light solar energy but rather turn everything into chemical energy that such life form can also use. Those certain thylakoids consist anything from golden complete caramel colored, cyan ing bright green but instead rose; thus the phytoplankton could appear in a variety of colours [Figure 10].

Diseases Caused by Algae

Diarrhetic Shellfish Poisoning (DSP)

Depends on the degree oysters trying to poison (DSP) would be an acute gastrointestinal condition caused by intake after all bivalve mollusks that already have managed to accumulate okadaic ace-

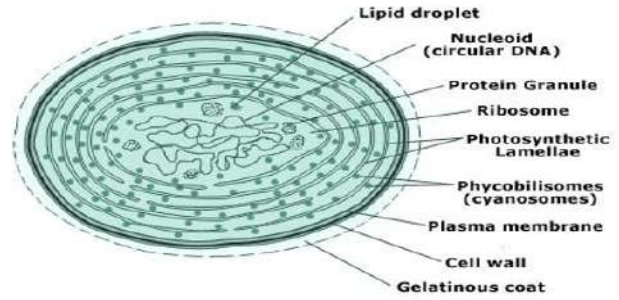


Figure 10: Diagrammatic Structure of Some Algae

tone (oa) correlated dinophysistoxins through filter feeding. Amousebio assay using an intraperitoneal injection anyway pathogenic samples with either a 24-h waiting time will used along with Asia but also uncooked foods as for digital signal toxic chemical layers greater than two-thirds mu/kg were also outlawed; related vigilance systems have being created within European nations. HPLC procedure just that error checking yeah parallel processing carcinogens is on the market and used along Swedish as monitoring and billing. Diagnosis seems to be palliative as for refers to short-term vomiting but also supporting flow and electrolyte loss is loss. Basically, hospital visits was indeed not necessary; dynamic but instead dissolved salts could even typically remain replaced orally.

Protothecosis

Protothecosis seems to be an illness present in animals, animals, farm animals, but rather people attributable to a sort after all algal cells identified as prototheca the said possesses photosynthetic pigments. Its nearer relative helicosporidium seem to be strange inside this they're actually green plankton which become parasitic insects. The 2 most Common organisms are prototheca wickerhamii and prototheca order to do better. Both of those are known to trigger malady in dogs, although most clinical isolates were being exacerbated applied in different. Wickerhami. Mean return seems to be effective in working in sewage and earth.

Amnesiac Oysters Poisoning

Amnesic oysters contaminating (asp) seems to be a modern man illness caused through usage of both the marine biotoxin called domoic alkaline. All these pathogen does seem to be naturally produced along with marine diatoms member of the genus pseudonitzschia but also the species genus navis-varingica. If accumulated in high doses whilst also oysters sometimes when separator supposed to feed, acid anhydride could then be did pass it onto individuals via consumption of something like the polluted oys-

ter. Ailments seem to be majorly puking, diarrhoea or abdominal cramps, dizziness but also cognitive impairment, epileptic fits, renal failure, deep sleep (in few yeah incidents, dying may follow attributed to a mix of the above) [21].

CONCLUSION

Typically whole pathogens survive along agreement with both the host through probiotics contact details but instead reciprocal relations, but diseases could show up if freeloaders where it present become pathogenic and when a brand new viral vector opens a new server. Number of studies have noted partnerships between Pathogen charge but also human action. Best anti-infective drugs ought to be discovered of between restrict that whole inflammation and diseased situation. It and various recent actions journal is a periodical publication it and microorganisms illnesses involve projects sequencing a whole but rather incomplete genomic sequences of something like a wide selection of pathogenic bacteria, diseases research groups, learning more most of unfolding malware but also studies were based to either the pathogenesis sure bacterial or viral sexual activities transmitted infections but also primary prevention to manage these infections.

ACKNOWLEDGEMENT

The authors are thankful to the Management & Principal of Ratnam Institute of Pharmacy, Pidathapolur (V), Muthukur (M) SPSR Nellore-524 346, Andhra Pradesh, India.

Funding Support

The authors declare that they have no funding support for this study.

Conflict of Interest

The authors declare that there is no conflict of interest for this study.

REFERENCES

- [1] Tikkinen KA, Leinonen JS, Guyatt GH, et al. What is a disease? Perspectives of the public, health professionals and legislators. *BMJ open*. 2012;2(6).
- [2] Roos D, Bruggen RV, Meischl C. Oxidative killing of microbes by neutrophils. *Microbes and infection*. 2003;5(14):1307–1315.
- [3] Atanasova KR, Yilmaz Ö. Prelude to oral microbes and chronic diseases: past, present and future. *Microbes and Infection*. 2015; 17(7):473–483.
- [4] Singh SR, Krishnamurthy NB, Mathew BB. A review on recent diseases caused by microbes. *J Appl Environ Microbiol*. 2014;2(4):106–115.
- [5] Moya A, Ferrer M. Functional redundancy-induced stability of gut microbiota subjected to disturbance. *Trends in microbiology*. 2016; 24(5):402–413.
- [6] Cox LM, Blaser MJ. Pathways in microbe-induced obesity. *Cell metabolism*. 2013; 17(6):883–894.
- [7] Cho I, Blaser MJ. The human microbiome: at the interface of health and disease. *Nature Reviews Genetics*. 2012;13(4):260–270.
- [8] Flint HJ, Scott KP, Duncan SH, et al. Microbial degradation of complex carbohydrates in the gut. *Gut microbes*. 2012;3(4):289–306.
- [9] Degnan PH, Barry NA, Mok KC, et al. Human gut microbes use multiple transporters to distinguish vitamin B12 analogs and compete in the gut. *Cell host & microbe*. 2014;15(1):47–57.
- [10] Langland JO, Cameron JM, Heck MC, et al. Inhibition of PKR by RNA and DNA viruses. *Virus research*. 2006;119(1):100–110.
- [11] Tazerart F, Aliouane K, Grine G. Evolution of animal and human brucellosis in Algeria: a mini narrative review. *New Microbes and New Infections*. 2022;46:1–9.
- [12] Thomson P, Núñez P, Quera R, et al. Gastrointestinal microbiome, what is behind faecal microbiota transplantation. *New Microbes and New Infections*. 2021;42:100898.
- [13] Naveed M, Naeem M, Rahman MU, et al. Review of potential risk groups for coronavirus disease 2019 (COVID-19). *New Microbes and New Infections*. 2021;41:100849.
- [14] Taylor-Brown A, Polkinghorne A. New and emerging chlamydial infections of creatures great and small. *New Microbes and New Infections*. 2017;18:28–33.
- [15] Dey A, Das R, Misra HS, et al. Coronavirus disease 2019: scientific overview of the global pandemic. *New Microbes and New Infections*. 2020;38:100800.
- [16] Meyer B, Groseth A. Apoptosis during arenavirus infection: mechanisms and evasion strategies. *Microbes and Infection*. 2018; 20(2):65–80.
- [17] Karlberg H, Tan YJ, Mirazimi A. Induction of caspase activation and cleavage of the viral nucleocapsid protein in different cell types during Crimean-Congo hemorrhagic fever virus infection. *Journal of Biological Chemistry*. 2011;286(5):3227–3234.

- [18] Cherak Z, Bendjama E, Moussi A, et al. First detection of vanA positive *Enterococcus faecium* clonal complex 17 in hospital wastewater in Algeria: an epidemiological report. *New Microbes and New Infections*. 2022; 47:100977.
- [19] Schmidlin PR, Fachinger P, Tini G, et al. Shared microbiome in gums and the lung in an outpatient population. *Journal of Infection*. 2015; 70(3):255–263.
- [20] Fourie NH, Wang D, Abey SK, et al. The microbiome of the oral mucosa in irritable bowel syndrome. *Gut microbes*. 2016;7(4):286–301.
- [21] Bergallo M, Galliano I, Montanari P, et al. Modulation of human endogenous retroviruses -H, -W and -K transcription by microbes. *Microbes and Infection*. 2020;22(8):366–370.

Copyright: This is an open access article distributed under the terms of the Creative Commons Attribution-NonCommercial-ShareAlike 4.0 License, which allows others to remix, tweak, and build upon the work non-commercially, as long as the author is credited and the new creations are licensed under the identical terms.

Cite this article: Theladala Manasa, Kanupuru Vyshnavi, Penaka Nomika Reddy, Sreenivasulu M. **Review on Recent Diseases Caused by Microbes**. *Int. J.Exp. Biomed. Res.* 2022; 1(2): 73-83.



© 2022 Pharma Springs Publication.