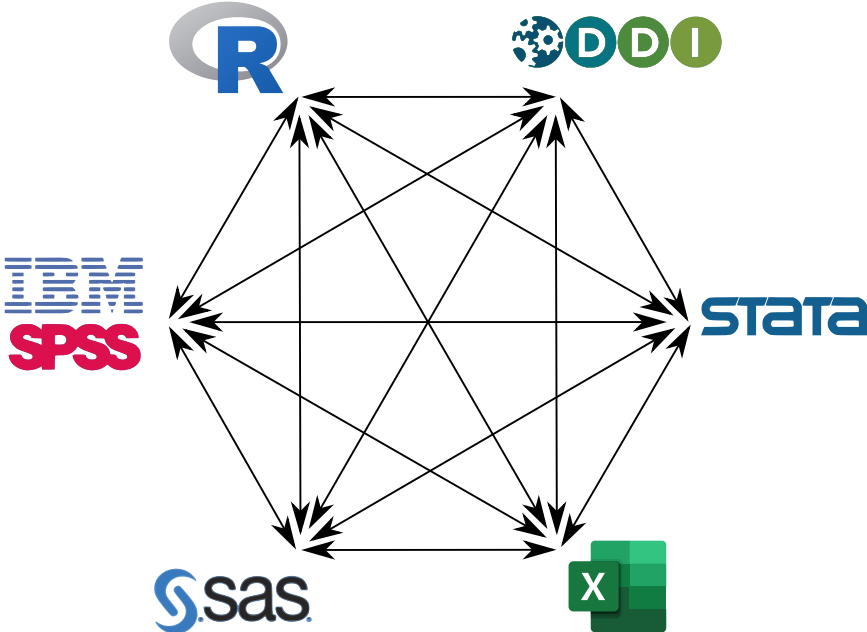


Codebook StatConverter

Adrian Duşa
Romanian Social Data Archive (RODA)
2022-11-28

StatConverter from RODA Tools



Download and source web links

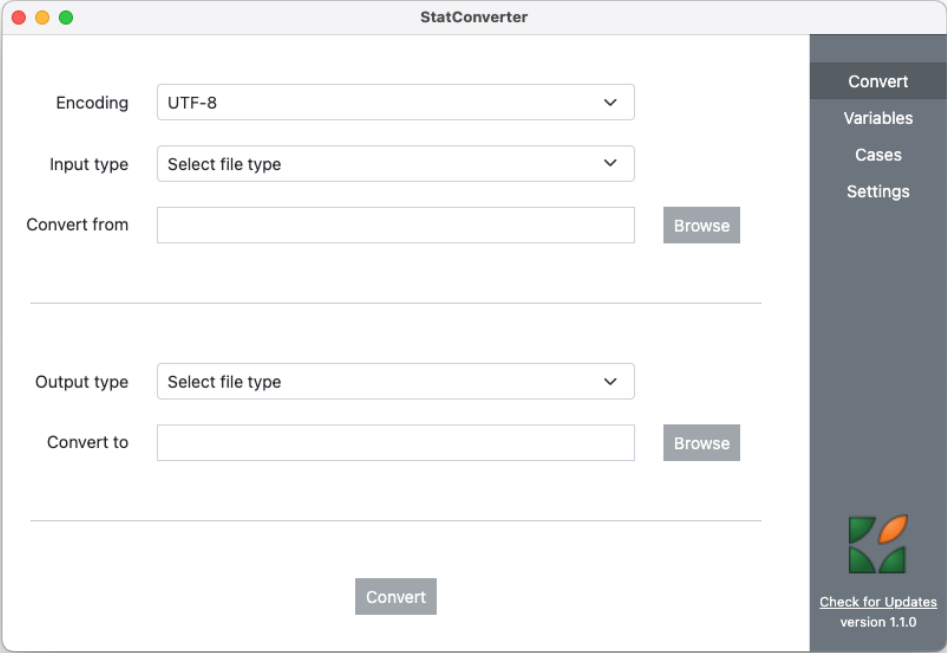
Platform specific binaries for Windows and MacOS (with Linux to appear soon):

<https://roda.github.io/StatConverter>

The source code of the actual application is located on a dedicated GitHub repository:

<https://github.com/RODA/StatConverter>

Look and feel



Software structure



R is a statistical programming environment



Node.js is an asynchronous, event driven Javascript runtime. It allows developers to write server side high performance and networked applications.



Electron.js is a runtime framework that allows users to create desktop applications with HTML, CSS, and JavaScript.

It can build binary versions for all major operating systems.
Write once, deploy everywhere:

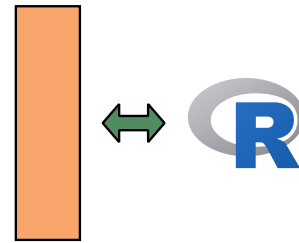


Flexible installation

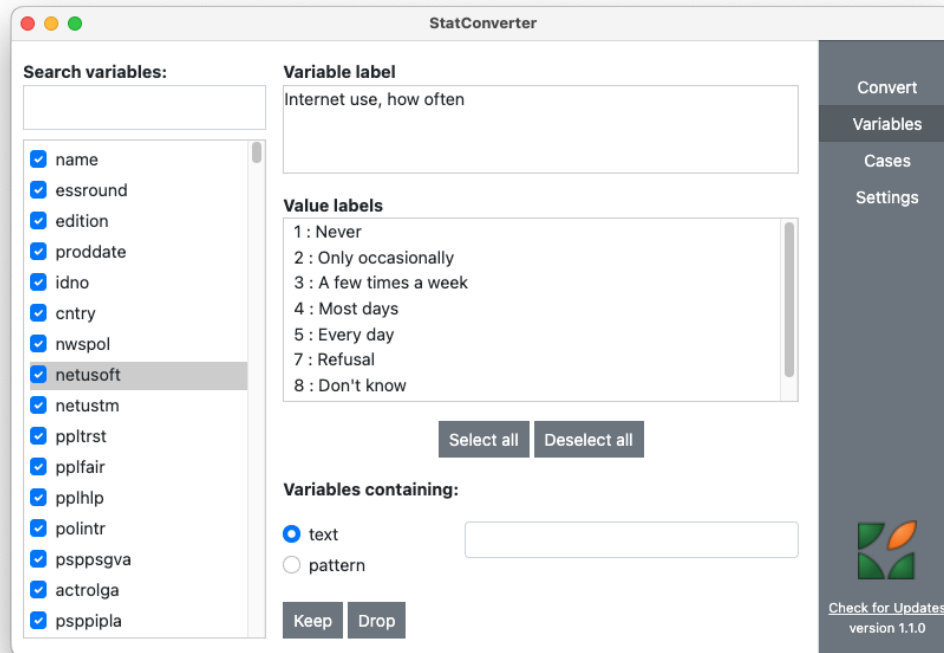
With R embedded in the application



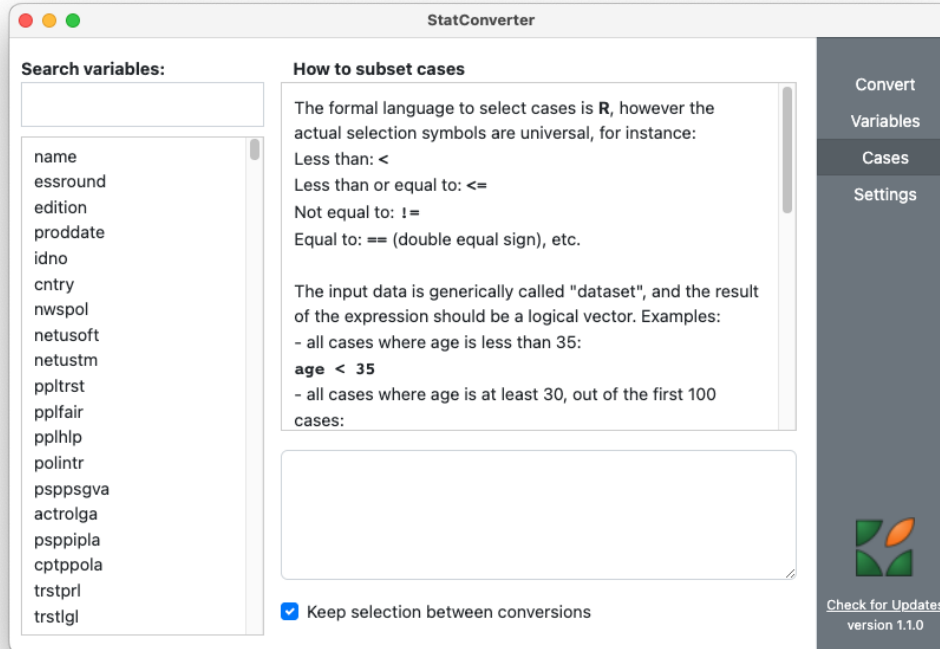
Communicating with the local R installation



Variables selection



Case selection



The screenshot shows the StatConverter application window. On the left, under "Search variables:", there is a list of variables: name, essround, edition, proddate, idno, cntry, nwspol, netusoft, netustm, ppltrst, pplfair, pplhlp, polintr, pspsgva, actrolga, psppiia, cptppola, trstprl, and trstlgl. The main area is titled "How to subset cases" and contains text explaining that the formal language is R, with universal symbols like <, <=, !=, and ==. It also provides examples of R expressions: `age < 35` and `age >= 30`. At the bottom of the main area, there is a checkbox labeled "Keep selection between conversions" which is checked. On the right side of the window, there is a vertical menu with buttons for "Convert", "Variables", "Cases", and "Settings". At the bottom right, there is a logo and the text "Check for Updates version 1.1.0".

Search variables:

- name
- essround
- edition
- proddate
- idno
- cntry
- nwspol
- netusoft
- netustm
- ppltrst
- pplfair
- pplhlp
- polintr
- pspsgva
- actrolga
- psppiia
- cptppola
- trstprl
- trstlgl

How to subset cases

The formal language to select cases is **R**, however the actual selection symbols are universal, for instance:


- Less than: `<`
- Less than or equal to: `<=`
- Not equal to: `!=`
- Equal to: `==` (double equal sign), etc.

The input data is generically called "dataset", and the result of the expression should be a logical vector. Examples:

- all cases where age is less than 35:
`age < 35`
- all cases where age is at least 30, out of the first 100 cases:

Keep selection between conversions

Convert
Variables
Cases
Settings


[Check for Updates](#)
version 1.1.0

Conversion settings

StatConverter

Settings:

Output to Stata version

Output to SAS Transport version

For Stata, convert character categories to numeric categories Yes No

Recode to and from extended missing values (.a - .z) Yes No

Make the R dataset "[declared](#)" Yes No

DDI / XML specific:

Embed the CSV data into the DDI Codebook XML file Yes No

EOL for target OS Agency

Language Mono language Study ID

Namespace prefix URL

[Check for Updates](#)
version 1.1.0

You are welcome

dusa.adrian@unibuc.ro