



CODEN [USA]: IAJPBB

ISSN : 2349-7750

**INDO AMERICAN JOURNAL OF
PHARMACEUTICAL SCIENCES**

SJIF Impact Factor: 7.187

Available online at: <http://www.iajps.com>

Review Article

REVIEW NUTRACEUTICALS NEW ERA OF PHARMACY**Bhagyashri Patel, Yogesh Rokade*, Sameer Shaikh, Pranali Patel**

P.S.G.V.P. Mandal's College of Pharmacy, Shahada, Dist: Nandurbar (M.S.)

Article Received: September 2022 **Accepted:** October 2022 **Published:** November 2022**Abstract:**

Nutraceuticals are products that are utilized as medication as well as for nourishment. A nutraceutical product is a substance that offers a physiological benefit or provides protection.

Against chronic illness Nutraceuticals can help you feel better. Health, slowing the ageing process, preventing chronic diseases, and increasing life expectancy, or to support the body's structure or function Nutraceuticals have recently gained popularity as a result of to nutritional, safety, and therapeutic effects chemicals have showed promising benefits in tests. A number of complications Much effort has gone into the current review. Been devoted to presenting novel ideas about nutraceuticals based on their disease-modifying indications. The emphasis has been placed on presenting herbal nutraceuticals that are beneficial in hard curative illnesses caused by oxidative stress, such as allergies and Alzheimer's disease. Cardiovascular, cancer, diabetes, eye, immunological, inflammatory, and other diseases Obesity as well as Parkinson's disease the just released studies on various elements of nutraceuticals as an alternative Pharmaceuticals were sought via scientific websites such as Medline, PubMed, and Google Scholar are all excellent resources. Among the terms used were Nutraceuticals and allergies, Alzheimer's, cardiovascular disease, and cancer, Diabetes, eye disease, immunological dysfunction, inflammatory disease, or Parkinson's disease.

Keywords: Antioxidants, Disease modifiers, Herbal nutraceuticals, Nutraceutical Products.

Corresponding author:**Yogesh Rokade,**P.S.G.V.P. Mandal's College of Pharmacy,
Shahada, Dist: Nandurbar (M.S.)

QR code



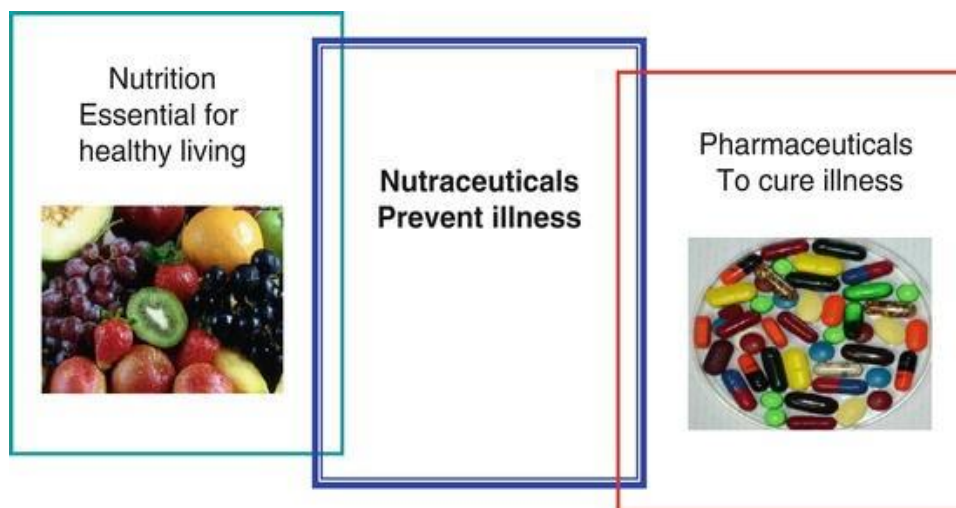
Please cite this article in press Bhagyashri Patel et al, **Review Nutraceuticals New Era Of Pharmacy**, Indo Am. J. P. Sci, 2022; 09(11).

1.INTRODUCTION:

The words “nutrition” and “pharmaceutics” are the roots of the term “nutraceutic.” The phrase is used to describe nutritional supplements and goods made from isolated botanical ingredients (nutrients), Certain diets, as well as processed foods like cereals, soups, and Beverages used for medical purposes in addition to nutrition. [1] Nutraceutical goods are classified as medications, food additives, and dietary supplements in the US. Although the definition of the phrase varies by country, it is typically understood to mean a food ingredient that has been removed and is typically offered in medical forms not typically connected to food. a nutritional supplement is sometimes referred to as a drug with physiological benefits or offers defence against chronic disease [1] nutraceuticals can be used to prolong life, prevent chronic diseases, slow the ageing process, boost health, or promote the structure or function of your body. [2] Contrary to pharmaceuticals, nutraceuticals are compounds that often do not have patent protection. both pharmaceutical and dietary supplements substances could be used to treat or prevent notwithstanding the fact that only pharmaceutical substances have An official prohibition.[3] A dietary supplement is considered as a product that bears or contains one or more of the following dietary ingredients: A mineral, a vitamin, an amino acid, a medical herb or other botanical, a dietary substance for use by man to supplement the diet by increasing the total daily intake, or a concentrate, metabolite, constituent, extract, or combinations of these ingredients. Nutraceuticals are of these nutritional supplements

which are used for health purposes other than nutrition. [4] A few well-known nutraceuticals are ginseng, Green tea, glucosamine, omega-3, echinacea folic acid, cod liver oil, and lutein. nearly all the nutraceuticals have numerous therapeutic benefits properties.

Due to their potential for having nutritional, safe, and therapeutic impacts, nutraceuticals have recently attracted a lot of attention. A market study It was been suggested that the global nutraceuticals the market is growing and will surpass \$250 billion USD.By 2018. [5] Recent research on these chemicals in a variety of pathological consequences, including diabetes, [6,7] atherosclerosis, [8,9] has showed promising outcomes. Cancer, cardiovascular disorders (CVDs), [10,11] and diseases of the nervous system[14,15]. These circumstances include various modifications, including redox state changes. [16,17] Most nutritional supplements have antioxidant properties. Capable of reversing this circumstance. [18,19] Consequently, they are regarded as healthy sources. Promotion of health, particularly for preventive of potentially fatal illnesses like diabetes, [20,21] kidney, gastrointestinal, renal, and infection [22, 23, 24, 25] disorders. Much work has gone into the current review to propose novel ideas regarding nutraceuticals based on their potential to treat or prevent diseases. With emphasis Been created to present efficient herbal nutraceuticals. On severe oxidative stress-related illnesses Encompassing cardiovascular, allergic, and Alzheimer’s diseases, Diabetes, cancer, eye, immunological, and inflammatory Obesity and diseases like Parkinso

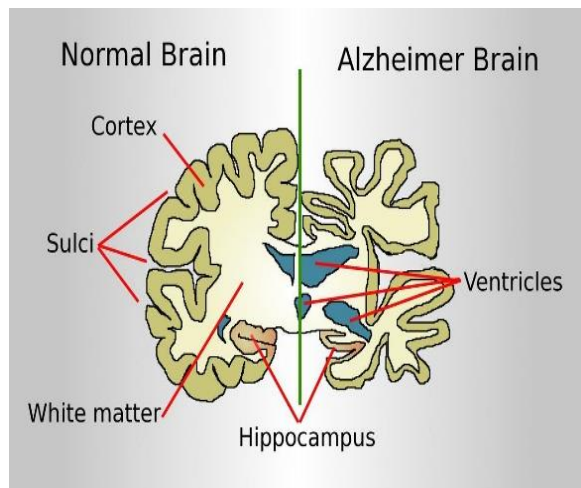


2. METHODS: The recently published papers about different Aspects of nutraceuticals as alternative for Pharmaceuticals were searched using scientific sites Such as Medline, PubMed and Google. Scholar. The used terms included nutraceutical and allergy, Alzheimer, cardiovascular, cancer, diabetes, eye, Immune, inflammatory or Parkinson.

- **Allergy and nutraceuticals**

An immune system hypersensitivity condition is an allergy. A person typically has an allergic reaction when their immune system reacts to Typically unharmed chemicals. Allergy symptoms include Unique because to increased activation of certain White blood cells referred to as basophils and mast cells by An antibody known as immunoglobulin E. This An inflammatory response is produced by the reaction, which Might be uncomfortable or hazardous. [28]

Quercetin safeguards low-density Prevents lipoprotein (LDL-C) from deteriorating, In particular to blood vessels. LDL-C is a fundamental factor. Quercetin serves as an antioxidant and a Free radical scavenger and antioxidant. Diabetic Patients are more likely to experience blood vessel damage. Oxidative stress, from. Consequently, quercetin is Advantageous for these patients as well. [29]



- **Alzheimer's disease and nutraceuticals**

In terms of dementia, Alzheimer's disease (AD) is the most prevalent type. The illness has no known treatment and finally results in death. Typically, AD is Diagnosed in those over the age of 65,[30] despite The less common early-onset Alzheimer's disease A lot earlier. Injured people numbered 26.6 million. Globe in 2006, with 1 in 3 people expected to be affected 85 individuals worldwide by 2050 .[31]

In a ratio of almost 2:1, women are more impacted than men. There are numerous pieces of evidence that oxidative stress may be connected to several neurodegenerative diseases antioxidants found in nutritional supplements, such as AD. Turmeric, curcumin, lutein, lycopene, and beta-carotene may have beneficial effects on particular disorders via fighting against oxidative stress The expanding patterns in Nutraceuticals are used because it is thought that these Compounds have the ability to delay the onset of dementias like AD.[30] There have been numerous lately. Documented studies demonstrating the beneficial effects of Various medicinal herbs, including Zizyphus jujube, Lavandula officinalis' effects on learning, memory, and AD. [32-34]

- **Cardiovascular diseases and nutraceuticals**

The incidence of CVD and related research are rising on a global scale. [35-39] The word "CVD" refers to conditions that affect the heart. As well as blood vessels and coronary heart disease, peripheral vascular disorders, illness (heart attack), Hypertension, cerebrovascular disease (stroke), cardiac failure, etc. It's thought that low consumption of fruits and vegetables is linked to a High CVD mortality. [40] The majority of CVD are Preventable. Studies have found a protective effect in function of a fruit and vegetable-rich diet in prevention. [41-43]

Vitamins, minerals, antioxidants, dietary fibres, and omega-3 polyunsaturated fatty acids (n-3 PUFAs) are all examples of nutraceuticals. With physical activity are advised for CVD treatment and prevention. The particles Like polyphenols, which change cellular metabolism signaling, which is thought to lower arterial pressure, disease.[44,45]

black tea, are abundant in flavonoids. Flavones are found in grapes, red wine, and other foods. [46-48] flavanones and flavanols, which play a significant role in both preventing and treating CVD. Flavonoids Angiotensin-converting enzyme inhibition, block The enzymes that break down cyclooxygenase Prostaglandins and stop the aggregation of platelets. They also safeguard the circulatory system that transports nourishment and oxygen to the cells.[49,50] dietary indoleamines, anthocyanins, tannins (proanthocyanins), tetrahydrocarbolines, stilbenes, serotonin, and Melatonin in plant foods is thought to have a calming effect. Health advantages. [51] Orange juice with pulp in it Rich in flavonoids. As a flavanone glycoside, hesperidin This is categorized as a bioflavonoid from citrus. Citrus The most abundant food sources are synesis and tangelos. With

hesperidin. The membranous and peeling portions of Oranges and lemons have the most hesperidin. Concentrations. The medication hesperidin is used to treat of hemorrhoids and inadequate venous return .[52]

By preventing the body from absorbing dietary cholesterol and making it easier for the body to expel it from the body, phytosterols compete with it. Therefore, they possess possibility of lowering morbidity and mortality of CVD. Most species of plants contain phytosterols. While yellow and green vegetables do contain Their seeds contain a significant amount of sterols. Them. [57,58]

The omega-3 series (n-3 fatty acids) found in fish are dietary elements that have an impact on plasma lipids and CVD, such as arrhythmias. Whole grains, fruits, and vegetables all contain octacosanol. many plants' leaves have lipid-lowering properties. Without negative effects. [64,65]

- **Cancer and nutraceuticals**

A significant public health issue in emerging nations is cancer. The World Cancer Report claims that cancer rates are rising. And in 2020 there would be 15 million new cases. That is, a 50% increase. A balanced diet and way of life can aid in cancer prevention. [39] The carotenoid is a class of phytochemicals accountable for various food items' hues. They perform antioxidant functions. And successful in preventing cancer. Recent curiosity has concentrated on lycopene's involvement in carotenoids human health, particularly with regard to cancer. [66]

β -Carotene prevents cancer and other diseases by acting as an antioxidant. β -carotene has the highest level of antioxidant activity of all the β -carotene.50–54% of the antioxidant is present in alpha-carotene. Whereas epsilon carotene has a lower biological activity 42 to 50 percent of antioxidant activity.[68] Chronic inflammation is linked to an increased risk of cancer. Chronic inflammation is also linked to immunological suppression, which is harmful. A possible cause of cancer Ginseng is one example.an anti-inflammatory molecule with numerous targets one of the major players in the inflammation to cancer chain sequence. [69] Citrus flavonoids have protective properties. Through serving as antioxidants, cancer. Soy foods are an exceptional dietary source of isoflavones; Polyphenolic plant compounds, such as Tea-derived epigallocatechin gallate and curcumin cancer is caused by curries and soy isoflavones. Soybean appears to have chemo preventive properties. [72] to provide lung, uterine, and breast cancer protection Prostate, colorectal, and other

malignancies. The beta-carotene in Vegetables and fruits with yellow, orange, and green leaves such as oranges, sweet potatoes, lettuce, tomatoes, carrots, spinach, cantaloupe, broccoli, and winter It possesses anti-cancer properties. [72]

Saponins have been found to have antimutagenic and anticancer properties, and they may reduce the risk of human cancers by inhibiting cancer cells from proliferating. Growing. Saponins are phytochemicals that can be found in plants. Discovered in peas, soybeans, and several plants soapberry, for example, indicates foamy characteristics Soapwort and soapbark They can also be found in Tomatoes, potatoes, alfalfa, spinach, and clover are among the vegetables. Commercial saponins are mostly derived from Quillaia Saponaria with Yucca schidigera. [73]

Tannins also detoxify carcinogens and scavenge dangerous free radicals. Grapes, lentils, tea, blackberries, blueberries, and cranberries all contain tannins. Uses a substance that has been shown to be anticarcinogenic medicine as well as to fight cancer. The ellagic acid, present in strawberries, cranberries, walnuts, pecans, Red raspberry seeds with pomegranate seeds are an anti-cancer drug .[73]

Pectin, a soluble fiber present in apples, has been demonstrated to reduce prostate cancer spread by preventing cancer cells from adhering to other cancer cells. The cells in the body Several investigations have revealed that Pectin lowers blood cholesterol levels. Naturally It has been found that naturally occurring phenolic acid derivatives have the potential to be anticancer. Phenolic substances like curcumin, gallic acids, and ferulic acid and caffeic acid are said to have anticancer properties. Activity. [74]

Garlic's Sulphur components have been shown to strengthen the immune system, lower atherogenesis, platelet stickiness, and cancer risk. Rich in sulforaphane Broccoli is a strong inducer of phase 2 enzymes. It generates Dglucarolactone, a powerful inhibitor because of breast cancer Sulforaphane is a type of antioxidant as well as a stimulant of natural detoxification enzymes Sulforaphane has been linked to a lower incidence of breast and prostate cancer. [76]

Consumption of fruits and vegetables high in cysteine, glutathione, selenium, vitamin E, vitamin C, lycopene, and other phytochemicals increases antioxidative capacity. [79-82] More research, however, is required. To determine their anti-cancer effects either prevention or therapy. [83]

Large scale clinical trials suggest that some agents such as green tea, Vitamins D and E, selenium, lycopene, soy, anti-inflammatory and inhibitors of 5 α -reductase are beneficial in avoiding prostate cancer. Cancer was not protected by β -carotene-acetylcysteine, α -tocopherol, retinol, retinal In smokers, isotretinoin or palmitate may be used.[83] Current trials may aid in the identification of new chemoprevention routes

Several studies have demonstrated the benefits of complementary and alternative medicine as an adjuvant to chemotherapy or radiotherapy. Complimentary Therapy may be dependable and beneficial. Prostate cancer sufferers should take this measure.[83] The majority Several studies have demonstrated a preventative function for However, more elaborate nutraceuticals in cancer Studies are required.

- **Diabetes and nutraceuticals**

Type 2 diabetes, which is related with obesity, is the most common form of diabetes, accounting for 95% of all cases. Despite the fact that there are numerous medications for prevention and Diabetes medication has been introduced, although The total number of diabetics around the world with various causes is on the rise.[84-86] Diabetes does not only entails significant economic hardship on Individual patients and their families, as well as locations significant economic costs on society .[87]

In recent years, a large variety of herbal dietary supplements have been available. Supplements and herbal medications have been scientifically proven to be effective. Preclinical studies have shown that it can help people with type 2 diabetes. However, few research [88,89] have been demonstrated to do so.in well-planned randomized clinical trials. [90]Isoflavones are phytoestrogens with estrogenic properties. Human oestrogen has structural and functional similarities. Soy isoflavones have received the greatest attention, and their Lower consumption has been linked to Type II diabetes incidence and death rate Cardiovascular disease, osteoporosis, and some malignancies. [78]

It has been proposed that omega-3 fatty acids Reduce glucose tolerance in susceptible patients In relation to diabetes n3 is required for the production of a long chain. Insulin is required for fatty acids; the heart may thus be Diabetes makes them especially sensitive to depletion. Ethyl esters of n-3 fatty acids could be useful. Advantageous in diabetic patients. [91]

Lipoic acid is an antioxidant that is commonly utilized order to treat diabetic neuropathy and Appears to be beneficial as a longterm dietary supplement diabetics should take a supplement to protect themselves from complications.[92] Psyllium dietary fibres can be widely utilised as a pharmaceutical food additives, supplements, and processed foods to assist in weight loss and glycemic control diabetic patients, as well as to lower lipid levels in hyperlipidemia.[93] A variety of plant extracts, including Toucrium polium, cinnamon, and bitter melon have all been used. Diabetes prevention or treatment has been demonstrated [94-96].

- **Eye disorders and nutraceuticals**

Astaxanthin is a carotenoid found naturally in marine organisms such as sea bream, salmon, trout, and shrimp. It has a number of vital biological activities such as defence preventing the oxidation process, safeguarding against UV light impacts, immunological response, and In aquatic creatures, pigmentation occurs. It is also an extremely powerful antioxidant Astaxanthin is a potent antioxidant. Eye protection and macular degeneration Astaxanthin protects the heart from damage. Protects the neurological system from oxidative damage degenerative diseases such as Alzheimer's and increases immunity system operation. [31]

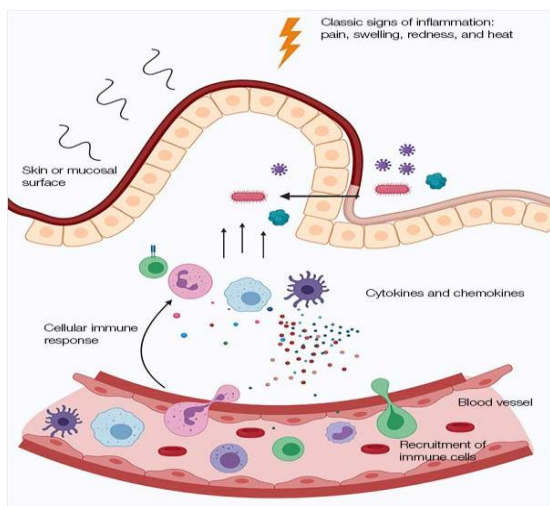
- **Immune system and nutraceuticals**

A wide range of nutraceuticals have been demonstrated to have critical roles in immunological state and susceptibility to certain disease situations. Nutraceuticals that are classified as Immune supplements can help enhance your immune system. Function. They include excerpts from Coneflowers and Echinacea plants, for example such as Echinacea angustifolia, Echinacea pallida, and Echinacea Purpura. Coneflowers, in particular, are a favorite. popular herbal medicine in the central United States. They are indigenous to the United States.Astragalus membranaceus, Astragalus mongolicus as well as other Astragalus genus plants immune boosters that work Astragalus promotes the production and transformation of stem cells in the bone marrow and lymphatic tissue into activated immune cells. Phytoestrogens are often advised for prevention of different hormonally associated illnesses imbalance. Soy is of particular interest. Isoflavones as potential improved substitutes for Selective oestrogen receptor modulators synthesized, which are currently used in hormone production treatment for replacement Garlic and morphine are also effective. Are a fantastic example of nutraceuticals? Immunological stimulation and suppression system. [71,97]

The influence of herbal medicines and bacteria on the immune system and intestinal epithelial cell function has given herbal medicines and bacteria new credibility. In clinical settings, nutraceuticals and probiotics are used. Probiotics can help with illnesses like Recurrent infectious diarrhea in children Infections caused by *Clostridium difficile*. [97]

Probiotics (living viable microbial organisms) may offer maturational signals for lymphoid tissue and strengthen the immune system. Proinflammatory and anti-inflammatory cytokines must be balanced. Probiotics affect the gut microflora. Maintain a healthy balance of pathogenic and germs that aren't harmful. The use of these agents in the treatment of specific diseases has evolved into the ability to achieve a very high index of safety, resulting in a reduction of The public's favorable perception of antibiotic use concerning "alternative" or "natural" therapies Most Probiotic preparations are made up of one or more strains of bacteria. Additional lactic acid bacteria Strains are included in this category. *Lactobacillus*, *Bifidobacterium* sp., and, on rare occasions, *Streptococcus* is the most widely used bacteria. [98]

- **Inflammation and nutraceuticals**



Inflammation is the body's response to irritation or injury and is characterized by swelling, discomfort, redness, and heat, dietary supplements. Their impact on osteoarthritis has been studied. Are ginger, soybean, unspecifiable, glucosamine, and chondroitin sulphate. Chondroitin, and S-adenosylmethionine They are safe and generally tolerated, although The results are impeded by the heterogeneity of the data. Studies and inconclusive findings C and D Vitamins Are micronutrients with documented benefits Exists. Cat's claw is an effective anti-inflammatory. Agent.

Scientists credit the effectiveness of oxindole alkaloids are chemicals found in cat's claw. Water-soluble cat's claw extracts, on the other hand, not have significant quantities of alkaloids have potent antioxidant and anti-inflammatory properties effects. [99]

Resveratrol, which is found in the fruits of *Vaccinium myrtillus*, *Vaccinium angustifolium*, *Vaccinium ashei*, and *Vaccinium corymbosum*, has been shown to have antioxidant properties. The most powerful sirtuinlike deacetylase activity of any a well-known phytochemical Sirtuins are biochemicals. Block the cyclooxygenase 1 enzyme and can prolong yeast and fruit flies' lifespans They are endowed with Anti-inflammation and antifungal properties. [100]

The omega-3 and omega-6 fatty acid series play an important role in disease by producing powerful modulatory molecules for inflammatory responses. Prostaglandins, leukotrienes, and other inflammatory mediators As well as interleukins Gamma linolenic acid (GLA) is a type of fatty acid. Generated in the body from the important fatty acid linoleic acid omega6 series fatty acid GLA is a dietary supplement. Used to alleviate inflammatory disorders and autoimmune disorders There is preformed GLA present. Significant traces in nuts, green leafy vegetables, and Seed oil, borage oil, and other vegetable oils. Oil of *Oenothera biennis*, blackcurrant, and hemp seed oil. GLA is converted to dihomogamma linolenic acid. Acid that is oxidatively metabolised by Enzymes lipoxygenase and cyclooxygenase to make anti-inflammatory eicosanoids. [101]

Anti-inflammatory herbal nutraceuticals are also available. Gentianine, found in *Gentian* root, is a powerful anti-inflammatory. Bromelain is a proteolytic enzyme found in stinging nettle, turmeric, pineapple, drinks, and turmeric or curcumin extracts anti-inflammatory properties. [102]

Osteoarthritis is a debilitating joint ailment that affects a large proportion of the population. The costs associated with all types of arthritis in 2004 were 86 billion dollars approximately Joint ailment Physical activity may be reduced if you suffer from any joint diseases. Subject activity, resulting in an energy imbalance as well as weight gain can aggravate current issues, by putting more strain on joints.[101]

- **Obesity and nutraceuticals**

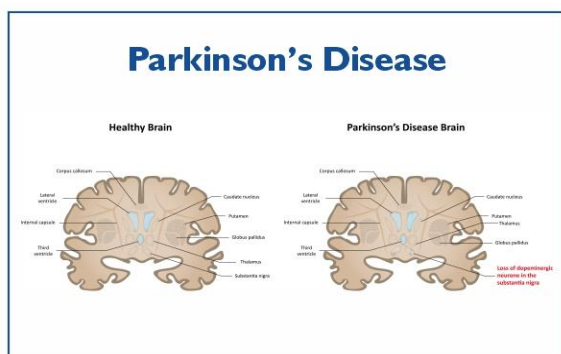
Obesity is currently a global public health issue affecting around 315 million people. Obesity is a risk factor for a variety of diseases, including such as hypertension, heart failure, and angina pectoris,

hyperlipidemia, and respiratory problems Cancer, osteoarthritis, renal vein thrombosis, and Decreased fertility. [103]

The increased availability of high fat, energy dense meals is one of the key causes of obesity. Obesity has a relatively high prevalence. Generally, and so nutrition and exercise are important role in the disease's prevention and treatment Nutraceutical Interventions are currently being researched on a large scale.as prospective therapies for obesity on a large scale as well as weight management Nutraceuticals, for example Momordica as capsaicin conjugated linoleic acid Charantia and Psyllium fiber have promise. Characteristics anti-obesity .[104]

Although excessive consumption of energy rich items such as snacks, processed foods, and beverages leads to weight gain, caloric restriction does not. And increased physical activity has been demonstrated to have just limited success in management obesity. As a result, researchers and obese Individuals are looking for the assistance of nutraceuticals. And medications to prevent or cure obesity. For body weight loss, an effective nutraceutical that can improve energy expenditure and/or decrease caloric intake is preferred. Caffeine, ephedrine, and other herbal stimulants Chitosan, ma Huan guarana, and green tea are all excellent at promoting weight loss.[105]Their use, however, is contentious due to their ability to cause adverse effects Green tea extract as well as 5hydroxytryptophan may aid in weight loss. While the former increases energy consumption, The latter curbs hunger.[105,106]

- **Parkinson's disease and nutraceuticals**



Parkinson's disease is a central nervous system degenerative condition characterized by movement symptoms caused by the death of neurons. The substantia nigral contains dopamine producing cells. With uncertain origins The most noticeable symptoms Are movement related, Such as stiffness and slowness of movement, shaking, and walking difficulty As well as gait The signs of the advanced stages of Disease can

cause cognitive and behavioral issues. Depression is the most frequent psychiatric condition. Sensory sensations are one type of symptom. Sleep and emotional issues Parkinson's disease (PD) Is more common in older persons, with the majority of cases happening after the age of 50. [107]

Despite the fact that there are currently insufficient Dietary advice based on scientific evidence Some of these Parkinson's disease supplements Some supplements have yielded encouraging outcomes. Preliminary research Glutathione, vitamin E, and Creatine appears to be protective against Parkinson's disease. [108]

- **Miscellaneous complications and Nutraceuticals**

Angiogenesis is an enzymatic process that is normally suppressed in healthy people. Antiangiogenic chemicals are anti-angiogenic in nature. New blood vessels while preserving existing ones may not result in adverse effects even after extended exposure Compounds that inhibit angiogenesis may help to avoid diseases caused by the degenerative process Multiple sclerosis, arthritis, osteoporosis, and other diseases Diabetes, cancer, Alzheimer's disease, and Parkinson's disease are all examples of chronic diseases. Curcumin, for example, is a bioactive molecule. Resveratrol, flavins, isoflavones, and catechins Saponins, terpenes, proanthocyanidins, flavonoids Chitin, chitosan, B3 and D3 vitamins, fatty acids Peptides and amino acids have the potential to be effective. Angiogenic substances. [109]

Moringa oleifera Lam offers a wide variety of Medicinal benefits and a good supply of different amino vitamins, protein, β -sitosterol, caffeoylquinic acid, kaempferol, and beta-carotene with acids and phenolics, high therapeutic and nutritional properties. Various the leaves, seeds, bark, and fruit of this plant, Roots, blossoms, and young pods serve as cardiac as well as circulatory stimulants, anticancer, anti-inflammatory, antipyretic, antiepileptic diuretic, hypertensive, diabetic, and cholesterol medications lowering, antispasmodic, antiulcer, antioxidant, antifungal, antibacterial, and hepatoprotective activities. [110]

- **Toxicity potential of nutraceuticals**

Many people believe that nutraceuticals, particularly medicinal plants, are significant solutions for addressing health conditions. Side-effects. This idea stems from the fact that They have been used for a long time without incident severe toxicity Although this is true for a wide range of They generally have a wide range of nutraceuticals. Less adverse effects when compared to medications However, orthodox medicine believes that If a medicine is to be effective,

it must have Harmful or adverse consequences. [111] The medical profession Herbal remedies are regarded as pharmaceuticals, and as such, They must have some negative impacts. As a result, they must be prepared using the appropriate components and used with Also, exercise caution. [112]

People consume thousands of plant species and other nutraceuticals to achieve their fundamental nutritional needs, yet only a small fraction of them are edible. Significant safety investigations have been conducted on them. Many remain poorly understood and underdeveloped And their wild relatives are under peril Extinct and in need of conservation assistance Conservation of these valuable plant resources Will necessitate rigorous science in conjunction with an strategy that values and respects tradition systems of knowledge.[112]

- **Antitoxicity of nutraceuticals**

The majority of synthetic medications are hazardous, and nutraceutical substances, particularly herbal nutraceuticals, have been studied. Examined for their potential in fighting Toxins and other drugs have harmful effects. [113,114] Although drug toxicology is complex, there is substantial evidence that oxidative stress plays a role in the toxicity of a wide range of medications of narcotics. [115,116] The majority of plants contain antioxidants. Other than a variety of unique ways to They generally resist poisons and synthetic medications. May lessen their toxicity by lowering oxidative stress. [117-119] The kidneys and liver are two organs that More than others are affected by the harmful consequences of additional medications in addition to toxins [120,121] Regarding this, There are numerous studies looking into the Nutraceutical antioxidant properties, particularly plants that fight poisons and other medications and encouraging findings have been obtained. [122-124]

3. ADVANTAGES OF NUTRACEUTICALS

1. May increase the health value/benefits of our diet. [129]

2. May help to avoid particular medical conditions.
3. Less unpleasant side-effects. [130]
4. Easily available and cheap.
5. Provides food for populations with special needs (eg: nutrient-dense foods for the Elderly).[131]

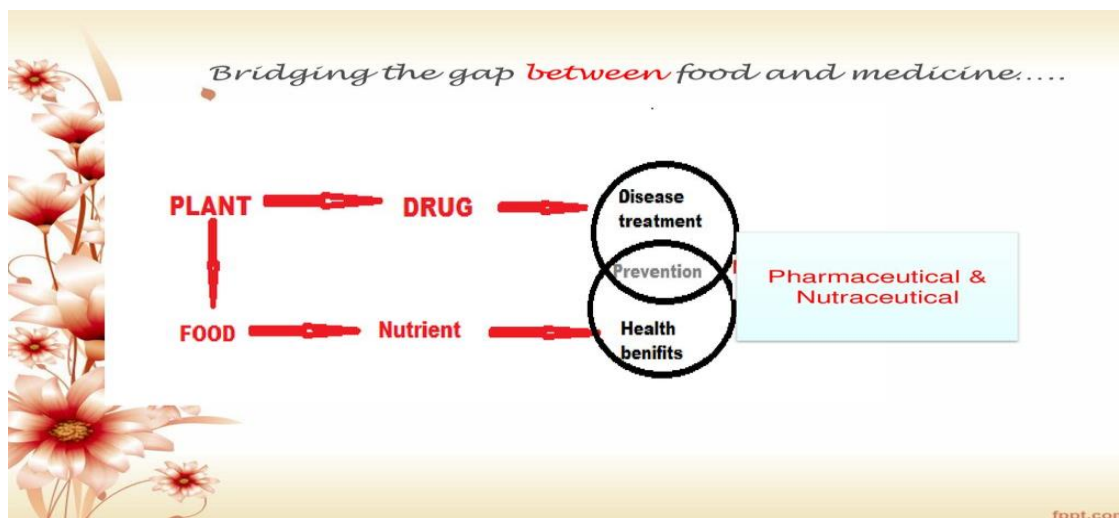
- **Limitations Of Nutraceuticals**

1. Nutraceuticals have poor bioavailability, easily eliminate from the body and do not Provide sufficient medicinal benefit. [132]
2. Lack of regulation may compromise the safety and effectiveness of products.
3. Many products are not having proper information about their safety and effectiveness, Possible side effects, interaction with prescription medicines or the effect they have On existing medical conditions. [133]

- **Bridging the gap between food and medicine**

Around 2000 years ago, Hippocrates stated, "Let food be your medicine, and medicine be your nourishment". [134] Nutraceuticals are foods or food substances that contain antioxidants. Provide medical or health advantages This new development This product category blurs the distinction between food and non-food drugs. [135] They are not easily classified as legal. Food or drug categories and frequently inhabit a grey area distance between the two. [136] The legal classification of a nutraceutical under European Union (EU) law is often based on its accepted effects on the body.As a result, if the material simply contributes to the It is possible to maintain healthy tissues and organs. Regarded as a food ingredient If, on the other hand, can be demonstrated to have a modifying influence on one or more It is responsible for more of the body's physiological activities. Likely to be regarded as a medicinal substance. [137] .

foster easier bowel movements while providing



4. MARKET TRENDS OF NUTRACEUTICALS

The global nutraceuticals market size was valued at USD 454.55 billion in 2021 and is expected to expand at a compound annual growth rate (CAGR) of 9.0% from 2021 to 2030. The growing demand for dietary supplements and functional food is expected to be a key driving factor for the market over the forecast period.

Dietary fibers and minerals are likely to grow owing to the high awareness regarding their benefits in overall health and bodily maintenance. Fibers tend to

critical cleansing of internal organs, while minerals contribute to higher retention and passage of nutrients into cells and promote blood clotting among other functions. Furthermore, growing adoption rates of herbal medicines among individuals worldwide as a result of rising worries about the harmful effects of traditional pharmaceutical drugs are likely to drive market growth throughout the foreseeable period. After the COVID-19 pandemic, preventive healthcare methods such as nutritional supplements will become commonplace. Thus, the global COVID-19 epidemic has prepared the path for nutraceuticals to establish a strong presence in the global market.

Nutraceuticals Market Report Scope

Report Attribute	Details
Revenue forecast in 2030	USD 991.09 billion
Growth Rate	CAGR of 9.0% from 2021 to 2030
Base year for estimation	2021
Historical data	2017 – 2020
Forecast period	2021 – 2030
Quantitative units	Revenue in USD million/billion and CAGR from 2021 to 2030
Report coverage	Revenue forecast, company ranking, competitive landscape, growth factors, and trends
Segments covered	Product, region
Regional scope	North America; Europe; Asia Pacific; Central & South America; Middle East & Africa
Country scope	U.S.; Canada; Mexico; Germany; France; Italy; Spain; U.K.; Russia; China; Japan; Australia & New Zealand; India; Brazil; Argentina; South Africa
Key companies profiled	Cargill, Incorporated; Archer

	Daniels Midland Company; DuPont; Nestle S.A.; Danone; Royal DSM N.V.; General Mills; Innophos; WR Grace; Amway Corporation; AOR Canada; Arkopharma Laboratories S.A.; Bactolac Pharmaceuticals, Inc.; E.I.D Parry Ltd.; Valensa International; Matsun Nutrition; Mead Johnson Nutrition Company; Natrol Inc.; The Hain Celestial Group, Inc.; Herbalife Ltd.
Customization scope	Free report customization (equivalent up to 8 analysts working days) with purchase. Addition or alteration to country, regional & segment scope.
Pricing and purchase options	Avail customized purchase options to meet your exact research needs

5. THE FUTURE OF NUTRACEUTICALS

Increasing awareness levels about fitness and Health, spurred by media coverage are prompting The majority of people to lead healthier lifestyles, Exercise more, and eat healthy. The expanding Nutraceutical market indicates that end users are Seeking minimally processed food with extra Nutritional benefits and organoleptic value. This Development, in turn, is propelling expansion in the Nutraceutical markets globally. The emerging Nutraceuticals industry seems destined to occupy the Landscape in the new millennium. Its tremendous Growth has implications for the food, pharmaceutical, healthcare, and agricultural Industries Many scientists believe that enzymes represent Another exciting frontier in nutraceuticals. Enzymes have been underemployed... they're Going to be a hot area in the future.” Fermentation Technology using microbes to create new food Products also represents potential. Global trends to healthy products cannot be Reversed. Companies taking the lead by investing Strategically in science, product development, Marketing and consumer education will not go unrewarded.

DISCUSSION:

Nutraceuticals are currently gaining popularity due to their potential nutritional and safety profiles, in addition to their therapeutic power. Pharmaceutical and dietary supplement firms are cognizant of the changing patterns caused by the benefits of these substances the majority of Nutraceuticals have a variety of medicinal properties. Benefits. [1] The current study is devoted to a improved understanding of nutraceuticals based on Their pharmacological and therapeutic uses.

It should be noted that the language of nutraceuticals such as phytochemicals, pharmafoods, and medicinal foods may cause some confusion. Foods, functional foods, nutritional supplements Designer foods, for example, There is a fine line between the two.in their interchangeable use by many people on several instances Pharmaceuticals are defined as primarily regarded as drugs that are utilized primarily to treat diseases, but nutraceuticals are the most often considered chemicals to keep illnesses at bay. [2] The difference between The importance of pharmaceuticals and nutraceuticals cannot be overstated. Incorrect and superficial Pharmaceuticals and medical devices Nutraceuticals have the ability to both cure and prevent disease (s) However, only medications are regulated by the government. [1] Pharmaceuticals are chemicals that have been sanctioned. Due to the high cost of patent protection, Testing. Nutraceuticals, on the other hand, do not require these. Documents for testing .[4]

Medical foods, also known as medicinal foods, are a type of therapeutic substance that is used to control the nutritional status of a patient. Disease. For instance, medical meals are created. To treat inflammatory diseases, cancer, Pancreatic exocrine hyperhomocysteinemia Insufficiency, as well as other illnesses. [125,126] They are also play an important role in protecting against a variety of threats Chronic or age-related diseases Herbal medicines utilized as a nutrition are included in this. Category.[5,40]

Many fruits and vegetables include nutraceuticals, which are responsible for their health benefits.

Nutraceuticals are popular because of their health benefits. May be taken on a daily basis to cure or lessen the High cholesterol and high blood pressure are risk factors. Diabetes and high blood pressure. [127,128] Some of the most popular today's most popular nutraceutical items herbs like ginseng and ginkgo biloba Echinacea with St. John's wort.[3]

The list of nutraceuticals under investigation is constantly evolving to reflect market trends, research, and consumer interest. With the growing interest in nutraceuticals Consumption, extensive investigation is clearly required. Important to ensure the safety of nutraceutical use and effective.

The mechanistic activities of nutraceuticals are not completely understood. They may, however, be involved in a wide range of biological activities, including signal transduction pathway activation antioxidant defenses, gene expression, and cell division proliferating, differentiating, and preserving mitochondrial health. [2]

6. CONCLUSION:

Nutraceuticals are chemicals that give physiological advantages or protection against chronic diseases. Nutraceuticals could be employed. Help promote health, postpone the ageing process, and prevent chronic diseases, extend life expectancy, or provide assistance The body's structure or function Nowadays, Because of this, there has been a lot of interest in nutraceuticals.to nutritional, safety, and therapeutic effects Recent research has yielded encouraging findings for these Combines in a variety of difficulties In the present day Much work has been expended to provide their Illnesses with oxidative stress-related symptoms Allergies, Alzheimer's disease, and cardiovascular disease are all examples of stress. Cancer, diabetes, ocular, immunological, inflammatory, and other diseases Obesity as well as Parkinson's disease.

REFERENCES:

1. Kalra EK. Nutraceutical – Definition and introduction. *AAPS Pharm Sci* 2003;5: E25.
2. Zhao J. Nutraceuticals, Nutritional Therapy, Phytonutrients, and Phototherapy for Improvement of Human Health: A Perspective on Plant Biotechnology Application, Bentham Science Publishers; 2007. Available from: <http://www.benthamscience.com/Biot/samples/biot1-1/Zhao.pdf>. [Last accessed on 2012 Mar 24].
3. . Chauhan B, Kumar G, Kalam N, Ansari SH. Current Concepts and prospects of herbal

nutraceutical: A review. *J Adv Pharm Technol Res* 2013;4:4-8.

4. Zeisel SH. Regulation of “nutraceuticals”. *Science* 1999;285:1853-5.
5. Hardy G. Nutraceuticals and functional foods: Introduction and meaning. *Nutrition* 2000;16:688-9.
6. BaradaranA, MadihiY, MerrikhiA, Rafieian-Kopaei M, Nasri H. Serum lipoprotein (a) in diabetic patients with various renal function not yet on dialysis. *Pak J Med Sci* 2013;29 Suppl: 354-7.
7. Nasri H. Impact of diabetes mellitus on parathyroid hormone in hemodialysis patients. *J Parathyroid Dis* 2013;1:9-11.
8. MadihiY, MerrikhiA, BaradaranA, Rafieian-kopaei M, Shahinfard N, Ansari R, et al. Impact of sumac on postprandial high-fat oxidative stress. *Pak J Med Sci* 2013;29:340-5.
9. Setorki M, Rafieian-Kopaei M, MerrikhiA, Heidarian E, Shahinfard N, Ansari R, et al. Suppressive impact of anethum graveolens consumption on biochemical risk factors of atherosclerosis in hypercholesterolemic rabbits. *Int J Prev Med* 2013;4:889-95.
10. Khosravi-Boroujeni H, Mohammadifard N, Sarrafzadegan N, Sajjadi F, Maghroun M, Khosravi A, et al. Potato consumption and cardiovascular disease risk factors among Iranian population. *Int J Food Sci Nutr* 2012;63:913-20.
11. Khosravi-Boroujeni H, Sarrafzadegan N, Mohammadifard N, Sajjadi F, Maghroun M, Asgari S, et al. White rice consumption and CVD risk factors among Iranian population. *J Health Popul Nutr* 2013;31:252-61.
12. Shirzad H, Burton RC, Smart YC, Rafieian-kopaei M, Shirzad M. Natural cytotoxicity of NC-2+cells against the growth and metastasis of WEHI-164 fibrosarcoma. *Scand J Immunol* 2011;73:85-90.13.
13. ShirzadM, KordyazdiR, ShahinfardN, NikokarM. Does Royal Jelly affect tumor cells? *J HerbMed Pharmacol* 2013;2:45-8. Rafieian-Kopaei M, Baradaran A. Plants antioxidants: From laboratory to clinic. *J Nephropathol* 2013;2:152-3.
14. Akhlaghi M, Shabanian G, Rafieian-Kopaei M, Parvin N, Saadat M, Akhlaghi M. Citrus aurantium blossom and preoperative anxiety. *Rev Bras Anesthesiol* 2011;61:702-12.
15. Roohafza H, Sarrafzadegan N, Sadeghi M,Rafieian-Kopaei M, Sajjadi F, Khosravi-Boroujeni H. The association between stress levels and food Consumption among Iranian population. *Arch Iran Med* 2013;16:145-8.
16. Baradaran A, Nasri H, Nematbakhsh M, Rafieian-Kopaei M. Antioxidant activity and preventive Effect of aqueous leaf extract of Aloe Vera on Gentamicin-induced nephrotoxicity in male Wistar rats. *Clin Ter* 2014;165:7-11.
17. Nasri H, Tavakoli M, Ahmadi A, Baradaran A, Nematbakhsh M, Rafieian-Kopaei M. Ameliorative

- Effect of melatonin against contrast media induced renal Tubular cell injury. *Pak J Med Sci* 2014;30:261-5.
18. Parsaei P, Karimi M, Asadi SY, Rafeiean-Kopaei M. Bioactive components and preventive effect of green Tea (*Camellia sinensis*) extract on post-laparotomy Intra-abdominal adhesion in rats. *Int J Surg* 2013;11:811-5.
 19. Kafash-Farkhad N, Asadi-Samani M, Rafeiean-Kopaei M. A review on phytochemistry and Pharmacological effects of *Prangos ferulacea* (L.) Lindl. *Life Sci J* 2013;10:360-7.
 20. Mirhoseini M, Baradaran A, Rafeiean-Kopaei M. Medicinal plants, diabetes mellitus and urgent needs. *J HerbMed Pharmacol* 2013;2:53-4.
 21. Akbari F, Ansari-Samani R, Karimi A, Mortzaei S, Shahinfard N, Rafeiean-Kopaei M. Effect of turnip on Glucose and lipid profiles of alloxan-induced diabetic Rats. *Iran J Endocrinol Metab* 2013;14:1-7.
 22. Bahmani M, Vakili-Saatloo N, Maghsoudi R, Momtaz H, Saki K, Kazemi-Ghoshchi B, et al. A comparative study on the effect of ethanol extract of *Wild Scrophularia deserti* and streptomycin on *Brucella Melitensis*. *J HerbMed Pharmacol* 2013;2:17-20.
 23. Karimi A, Moradi MT, Saedi M, Asgari S, Rafeiean-Kopaei M. Antiviral activity of *Quercus Persica L.*: High efficacy and low toxicity. *Adv Biomed Res* 2013;2:36.
 24. Rafeiean-Kopaei M. Metformin and renal injury Protection. *J Renal Inj Prev* 2013;2:91-2.
 25. Rafeiean-Kopaei M, Baradaran A, Merrikhi A, Nematbakhsh M, Madihi Y, Nasri H. Efficacy of Co-administration of garlic extract and metformin for Prevention of gentamicin-renal toxicity in wistar rats: A Biochemical Study. *Int J Prev Med* 2013;4:258-64.
 26. Kiani MA, Khodadad A, Mohammadi S, Ghayour Mobarhan M, Saeidi M, Jafari SA, et al. Effect of Peppermint on pediatrics' pain under endoscopic Examination of the large bowel. *J HerbMed Pharmacol* 2013;2:41-4.
 27. Hosseini-asl K, Rafeiean-kopaei M. Can patients With active duodenal ulcer fast Ramadan? *Am J Gastroenterol* 2002;97:2471-2
 28. Grammatikos AP. The genetic and environmental basis Of atopic diseases. *Ann Med* 2008;40:482-95.
 29. Kruger CL, Murphy M, DeFreitas Z, Pfannkuch F, Heimbach J. An innovative approach to the determination Of safety for a dietary ingredient derived from a new Source: Case study using a crystalline lutein product. *Food Chem Toxicol* 2002;40:1535-49.
 30. Glenville M. Nutritional supplements in pregnancy: Commercial push or evidence based? *Curr Opin Obstet Gynecol* 2006;18:642-7.
 31. Brookmeyer R, Johnson E, Ziegler-Graham K, Arrighi HM. Forecasting the global burden of Alzheimer 's disease. *Alzheimers Dement* 2007;3:186-91.
 32. Rabiei Z, Rafeiean-Kopaei M, Heidarian E, Saghaei E, Mokhtari S. Effects of *Zizyphus jujube* extract on Memory and learning impairment induced by bilateral Electric lesions of the nucleus basalis of Meynert in rat. *Neurochem Res* 2014;39:353-60.
 33. Rabiei Z, Rafeiean-kopaei M, Heidarian E, Saghaei E, Mokhtari S. Effects of *Zizyphus jujube* extract on Memory and learning impairment induced by bilateral Electric lesions of the nucleus basalis of meynert in rat. *Neurochem Res* 2014;39:353-60.
 34. Rabiei Z, Rafeiean-Kopaei M, Mokhtari S, Alibabaei Z, Shahrani M. The effect of pretreatment with different Doses of *Lavandula officinalis* ethanolic extract on Memory, learning and nociception. *Biomed Aging Pathol* 2013.
 35. Ghorbani A, Rafeiean-Kopaei M, Nasri H. Lipoprotein (a): More than a bystander in the etiology of Hypertension? A study on essential hypertensive patients Not yet on treatment. *J Nephropathol* 2013;2:67-70.
 36. Behradmanesh S, Nasri P. Serum cholesterol and LDL-C in association with level of diastolic blood Pressure in type 2 diabetic patients. *J Renal Inj Prev* 2012;1:23-6
 37. Nasri H. Comment on: Serum cholesterol and LDL-C In association with level of diastolic blood pressure in Type 2 diabetic patients. *J Renal Inj Prev* 2012;1:13-4.
 38. Asgari S, Keshvari M, Sahebkar A, Hashemi M, Rafeiean-Kopaei M. Clinical investigation of the acute Effects of pomegranate juice on blood pressure and Endothelial function in hypertensive individuals. *ARYA Atheroscler* 2013;9:326-31.
 39. Nasri H, Sahinfard N, Rafeiean M, Rafeiean S, Shirzad M, Rafeiean-kopaei M. Effects of *Allium Sativum* on liver enzymes and atherosclerotic risk Factors. *J HerbMed Pharmacol* 2013;2:23-8.
 40. Rafeiean-Kopaei M. Medicinal plants and the human Needs. *J HerbMed Pharmacol* 2012;1:1-2.
 41. Hu FB, Willett WC. Optimal diets for prevention of coronary heart disease. *JAMA* 2002;288:2569-78.
 42. Behradmanesh S, Nasri H. Association of serum Calcium with level of blood pressure in type 2 diabetic Patients. *J Nephropathol* 2013;2:254-7.
 43. Hajivandi A, Amiri M. World kidney day 2014: Kidney Disease and elderly. *J Parathyroid Dis* 2014;2:3-4.
 44. Shahbazian H. World diabetes day; 2013. *J Renal Inj Prev* 2013;2:123-4.
 45. Asgari S, Sahebkar A, Afshani M, Keshvari M, Haghjooyjavanmard SH, Rafeiean-Kopaei M. Clinical evaluation of blood pressure lowering, Endothelial function improving, hypolipidemic and Anti-inflammatory effects of pomegranate juice in Hypertensive subjects. *Phytother Res* 2013

46. Gharipour M, Ramezani MA, Sadeghi M, Khosravi A, Masjedi M, Khosravi-Boroujeni H, et al. Sex based Levels of C-reactive protein and white blood cell count In subjects with metabolic syndrome: Isfahan Healthy Heart Program. *J Res Med Sci* 2013;18:467-72.
47. Khosravi-Boroujeni H, Mohammadifard N, Sarrafzadegan N, Sajjadi F, Maghroun M, Khosravi A, Et al. Potato consumption and cardiovascular disease Risk factors among Iranian population. *Int J Food Sci Nutr* 2012;63:913-20.
48. Khosravi-Boroujeni H, Sarrafzadegan N, Mohammadifard N, Sajjadi F, Maghroun M, Asgari S, Et al. White rice consumption and CVD risk factors Among Iranian population. *J Health Popul Nutr* 2013;31:252-61.
49. Nasri H, Motamedi P, Dehghani N, Nasri P, Taheri Z, Kinani F, et al. Vitamin D and immune system. *J Renal Endocrinol* 2014;1:5-7.
50. Asgary S, Kelishadi R, Rafieian-Kopaei M, Najafi S, Najafi M, Sahebkar A. Investigation of the Lipid-modifying and antiinflammatory effects of Cornus Mas L. supplementation on dyslipidemic children and Adolescents. *Pediatr Cardiol* 2013;34:1729-35.
51. Iriti M, Faoro F. Grape phytochemicals: A bouquet Of old and new nutraceuticals for human health. *Med Hypotheses* 2006;67:833-8.
52. Garg A, Garg S, Zaneveld LJ, Singla AK. Chemistry and Pharmacology of the Citrus bioflavonoid hesperidin. *Phytother Res* 2001;15:655-69.
53. Rafieian-Kopaei M, Baradaran A, Rafieian M. Plants Antioxidants: From laboratory to clinic. *J Nephrothol* 2013;2:152-3.
54. Ghayur MN, Gilani AH, Afridi MB, Houghton PJ. Cardiovascular effects of ginger aqueous extract and Its phenolic constituents are mediated through multiple Pathways. *Vascul Pharmacol* 2005;43:234-41.
55. Bahmani M, Vakili-Saatloo N, Gholami-Ahangaran M, Karamati SA, Khalil-Banihabib E, Hajjigholizadeh GH, et al. A comparison study on the anti-leech effects of Onion (*Allium cepa* L) and ginger (*Zingiber officinale*) With levamisole and triclabendazole. *J HerbMed Pharmacol* 2013;2:1-3.
56. Nasri H, Nematbakhsh M, Ghobadi SH, Ansari R, Shahinfard N, Rafieian-kopaei M. Preventive and Curative effects of ginger extract against histopathologic Changes of gentamicin-Induced tubular toxicity in rats. *Int J Prev Med* 2013;4:316-21.
57. Gita C. Functional food attributes of n-3 polyunsaturated And conjugated linoleic acid enriched chicken eggs. *Curr Top Nutraceutical Res* 2004;2:113-21.
58. Khosravi-Boroujeni H, Mohammadifard N, Sarrafzadegan N, Sajjadi F, Maghroun M, Khosravi A, Et al. Potato consumption and cardiovascular disease Risk factors among Iranian population. *Int J Food Sci Nutr* 2012;63:913-20.
59. Li SQ, Zhang QH. Advances in the development of Functional foods from buckwheat. *Crit Rev Food Sci Nutr* 2001;41:451-64.
60. Hamid AA, Luan YS. Functional properties of dietary Fiber prepared from defatted rice bran. *Food Chem* 2000;68:15-9.
61. Rahimi Z, Mansouri Zaveleh O, Rahimi Z, Abbasi A. AT2R -1332 G: A polymorphism and diabetic Nephropathy in type 2 diabetes mellitus patients. *J Renal Inj Prev* 2013;2:97-101.
62. Nasri H. Adiponectin and kidney. *J Renal Endocrinol* 2014;1:2-3.
63. Nasri H. On the occasion of the world diabetes day 2013; diabetes education and prevention; a nephrology Point of view. *J Renal Inj Prev* 2013;2:31-2.
64. Sidhu KS. Health benefits and potential risks related To consumption of fish or fish oil. *Regul Toxicol Pharmacol* 2003;38:336-44.
65. Heidarian E, Rafieian-Kopaei M, Ashrafi K. The Effect of hydroalcoholic extract of *Allium latifolium* On the liver phosphatidate phosphatase and serum lipid Profile in hyperlipidemic rats. *J Babol Univ Med Sci* 2013;15:37-46.
66. Willis MS, Wians FH. The role of nutrition in preventing Prostate cancer: A review of the proposed mechanism Of action of various dietary substances. *Clin Chim Acta* 2003;330:57-83.
67. Shirzad H, Kiani M, Shirzad M. Impacts of tomato Extract on the mice fibrosarcoma cells. *J HerbMed Pharmacol* 2013;2:13-6.
68. Stahl W, Sies H. Bioactivity and protective effects Of natural carotenoids. *Biochim Biophys Acta* 2005;1740:101-7.
69. Shirzad H, Tajji F, Rafieian-Kopaei M. Correlation Between antioxidant activity of garlic extracts and WEHI-164 fibrosarcoma tumor growth in BALB/c Mice. *J Med Food* 2011;14:969-74.
70. Shirzad H, Shahrani M, Rafieian-Kopaei M. Comparison Of morphine and tramadol effects on phagocytic Activity of mice peritoneal phagocytes in vivo. *Int Immunopharmacol* 2009;9:968-70.
71. Limer JL, Speirs V. Phyto-oestrogens and breast Cancer chemoprevention. *Breast Cancer Res* 2004;6:119-27.
72. Thomasset SC, Berry DP, Garcea G, Marczylo T, Steward WP, Gescher AJ. Dietary polyphenolic Phytochemicals – Promising cancer chemopreventive Agents in humans? A review of their clinical properties. *Int J Cancer* 2007;120:451-8.
73. Li H, Wang Z, Liu Y. Review in the studies on tannins Activity of cancer prevention and anticancer. *Zhong Yao Cai* 2003;26:444-8.
74. Nasri H, Sahinfard N, Rafieian M, Rafieian S, Shirzad M, Rafieian-kopaei M. Turmeric: A spice With

- multifunctional medicinal properties. *J HerbMed Pharmacol* 2014;3:5-8.
75. Higdon JV, Delage B, Williams DE, Dashwood RH. Cruciferous vegetables and human cancer risk: Epidemiologic evidence and mechanistic basis. *Pharmacol Res* 2007;55:224-36.
 76. Tamadon MR, Baradaran A, Rafieian-Kopaei M. Antioxidant and kidney protection; differential impacts Of single and whole natural antioxidants. *J Renal Inj Prev* 2014;3:41-2.
 51. Asadi-Samani M, Bahmani M, Rafieian-Kopaei M. The chemical composition, botanical characteristic and Biological activities of *Borago officinalis*: A review. *Asian Pac J Trop Med* 2014;7:22-8.
 77. Ardalan MR, Rafieian-Kopaei M. Antioxidant Supplementation in hypertension. *J Renal Inj Prev* 2014;3:39-40.
 78. Tavafi M. Diabetic nephropathy and antioxidants. *J Nephrothol* 2013;2:20-7.
 79. Baradaran A. Lipoprotein (a), type 2 diabetes and Nephropathy; the mystery continues. *J Nephrothol* 2012;1:126-9.
 80. Rahimi-Madiseh M, Heidarian E, Rafieian-kopaei M. Biochemical components of *Berberis lycium* fruit and Its effects on lipid profile in diabetic rats. *J Herbed Pharmacol* 2014; 3:15-9.
 81. Rafieian-Kopaei M, Nasri H. Ginger and diabetic Nephropathy. *J Renal Inj Prev* 2013; 2:9-10.
 82. Behradmanesh S, Derees F, Rafieian-Kopaei M. Effect Of *Salvia officinalis* on diabetic patients. *J Renal Inj Prev* 2013; 2:51-4.
 83. Brouns F. Soya isoflavones: A new and promising Ingredient for the health foods sector. *Food Res Int* 2002;35:187-93.
 84. Bahmani M, Zargaran A, Rafieian-Kopaei M, Saki M. Ethnobotanical study of medicinal plants used In the management of diabetes mellitus in the Urmia, Northwest Iran. *Asian Pac J Trop Med* 2014;7:348-54.
 85. RoshanB, StantonRC. Astory of microalbuminuria and Diabetic nephropathy. *J Nephrothol* 2013;2:234-40.
 86. Tavafi M. Diabetic nephropathy and antioxidants. *J Nephrothol* 2013;2:20-7.
 87. Baradaran A. Lipoprotein (a), type 2 diabetes and Nephropathy; the mystery continues. *J Nephrothol* 2012;1:126-9.
 88. Rahimi-Madiseh M, Heidarian E, Rafieian-kopaei M. Biochemical components of *Berberis lycium* fruit and Its effects on lipid profile in diabetic rats. *J HerbMed Pharmacol* 2014;3:15-9.
 89. Rafieian-Kopaei M, Nasri H. Ginger and diabetic Nephropathy. *J Renal Inj Prev* 2013;2:9-10.
 90. Tolouian R, T Hernandez G. Prediction of diabetic Nephropathy: The need for a sweet biomarker. *J Nephrothol* 2013;2:4-5.
 91. Sirtori CR, Galli C. N-3 fatty acids and diabetes. *Biomed Pharmacother* 2002;56:397-406.
 92. Coleman MD, Eason RC, Bailey CJ. The therapeutic Use of lipoic acid in diabetes: A current perspective. *Environ Toxicol Pharmacol* 2001;10:167-72.
 93. Singh B. Psyllium as therapeutic and drug delivery Agent. *Int J Pharm* 2007;334:1-14.
 94. Momeni A. Serum uric acid and diabetic nephropathy. *J Renal Inj Prev* 2012;1:37-8.
 95. Nasri H, Rafieian-Kopaei M. Herbal medicine and Diabetic kidney disease. *J Nephrothol* 2013;2:1-2.
 96. Kazemi S, Asgary S, Moshtaghian J, Rafieian M, Adelnia A, Shamsi F. Liver-protective effects of Hydroalcoholic extract of *Allium hirtifolium* boiss. In Rats with alloxan-induced diabetes mellitus. *ARYA Atheroscler* 2010;6:11-5.
 97. Gupta P, Andrew H, Kirschner BS, Guandalini S. Is *Lactobacillus GG* helpful in children with Crohn's Disease? Results of a preliminary, open-label study. *J Pediatr Gastroenterol Nutr* 2000;31:453-7.
 98. Fuller R. Probiotics in human medicine. *Gut* 1991;32:439-42.
 99. Rafieian-Kopaei M. Identification of medicinal plants Affecting on headaches and migraines in Lorestan Province, West of Iran. *Asian Pac J Trop Med* 2014;7: 376-9.
 100. Jang M, Cai L, Udeani GO, Slowing KV, Thomas CF, Beecher CW, et al. Cancer chemopreventive activity Of resveratrol, a natural product derived from grapes. *Science* 1997;275:218-20.
 101. Rouhi-Broujeni A, Heidarian E, Darvishzadeh-Borojoni P, Rafieian-Kopaei M, Gharipour M. Lipid lowering activity Of *moringa pergerina* seeds in rat: A comparison between The extract and atorvastatin. *Res J Biol Sci* 2013;8:150-4.
 102. Nasri H, Ardalan MR, Rafieian-Kopaei R. On the Occasion of world hypertension day 2014. *J Parathy Dis* 2014;2:19-20.
 103. Caterson ID, Gill TP. Obesity: Epidemiology and Possible prevention. *Best Pract Res Clin Endocrinol Metab* 2002;16:595-610.
 104. Rubin SA, Levin ER. Clinical review 53: The Endocrinology of vasoactive peptides: Synthesis to Function. *J Clin Endocrinol Metab* 1994;78:6-10.
 105. Boozer CN, Nasser JA, Heysmsfield SB, Wang V, Chen G, Solomon JL. An herbal supplement containing *Ma Huang-Guarana* for weight loss: A randomized, Double-blind trial. *Int J Obes Relat Metab Disord* 2001;25:316-24.
 106. Rafieian-Kopaei M, Sewell RD. Newer antidepressants: Analgesia and relative monoamine reuptake inhibitory Potency. *J Pharm Pharmacol* 1994;46 Suppl 2:1088.
 107. Losso JN. Targeting excessive angiogenesis with Functional foods and nutraceuticals. *Trends Food Sci Technol* 2003;14:455-68.
 108. Anwar F, Latif S, Ashraf M, Gilani AH. *Moringa Oleifera*: A food plant with multiple medicinal uses. *Phytother Res* 2007;21:17-25.

109. Baradaran A, Madihi Y, Merrikhi A, Rafeian-Kopaei M, Nematbakhsh M, Asgari A, et al. Nephrotoxicity of Hydroalcoholic extract of *Teucrium polium* in Wistar Rats. *Pak J Med Sci* 2013;29:329-33.
110. Ateyyat MA, Al-Mazra'awi M, Abu-Rjai T, Shatnawi MA. Aqueous extracts of some medicinal Plants are as toxic as Imidacloprid to the sweet potato Whitefly, *Bemisia tabaci*. *J Insect Sci* 2009;9:15.
111. Baradaran A. Beyond mineral metabolism, the bright Immunomodulatory effect of vitamin D in renal disease. *J Nephropharmacol* 2012;1:17-8.
112. Nasri H, Behradmanesh S, Ahmadi A, Rafeian-Kopaei M. Impact of oral vitamin D (cholecalciferol) replacement Therapy on blood pressure in type 2 diabetes patients; a Randomized, double-blind, placebo controlled clinical Trial. *J Nephropathol* 2014;3:29-33.
113. Nasri H, Shirzad H. Toxicity and safety of medicinal Plants. *J HerbMed Pharmacol* 2013;2:21-2.
114. Heidarian E, Rafeian-Kopaei M. Protective effect of Artichoke (*Cynara scolymus*) leaf extract against lead Toxicity in rat. *Pharm Biol* 2013;51:1104-9.
115. Nasri H, Ahmadi A, Baradaran A, Nasri P, Hajian S, Pour-Arian A, et al. A biochemical study on ameliorative effect of green tea (*Camellia sinensis*) extract against contrast media induced acute kidney injury. *J Renal Inj Prev* 2014;3:47-9.
116. Moussavi MR. Osteoporosis in chronic kidney disease; a mini-review on current knowledge. *J Parathyroid Dis* 2013;1:5-8.
117. Rafeian-Kopaei M, Baradaran A, Rafeian M. Oxidative stress and the paradoxical effects of antioxidants. *J Res Med Sci* 2013;18:629.
118. Nasri H, Rafeian-Kopaei M. Oxidative stress and aging prevention. *Int J Prev Med* 2013;4:1101-2.
119. Rafeian-Kopaei M, Baradaran A, Rafeian M. Plants antioxidants: From laboratory to clinic. *J Nephropathol* 2013;2:152-3.
120. Heidarian E, Rafeian-Kopaei M. Effect of silymarin on liver phosphatidate phosphohydrolase in hyperlipidemic rats. *Biosci Res* 2012;9:59-67.
121. Hajivandi A, Amiri M. World Kidney Day 2014: Kidney disease and elderly. *J Parathyroid Dis* 2014;2:3-4.
122. Nasri H, Rafeian-Kopaei M. Protective effects of herbal antioxidants on diabetic kidney disease. *J Res Med Sci* 2014;19:82-3.
123. Nasri H, Rafeian-Kopaei M. Tubular kidney protection by antioxidants. *Iran J Public Health* 2013;42:1194-6.
124. Rafeian-Kopaei M, Beyki A, Nasri H. Antioxidant therapy in hemodialysis patients. *J Isfahan Med Sch* 2013;31:1-4.
125. Shirzad H, Burton RC, Smart YC, Rafeian-Kopaei M, Shirzad M. Natural cytotoxicity of NC-2+ cells against the growth and metastasis of WEHI-164 fibrosarcoma. *Scand J Immunol* 2011;73:85-90.
126. Azadmehr A, Hajiaghache R, Afshari A, Amirghofran Z, Rafeian-Kopaei M, Darani YH, Shirzad H. Evaluation of in vivo immune response activity and in vitro anti-cancer effect by *Scrophularia megalantha*. *J Med Plants Res* 2011;5:2365-8.
127. Gharipour M, Ramezani MA, Sadeghi M, Khosravi A, Masjedi M, Khosravi-Boroujeni H, et al. Sex based levels of C-reactive protein and white blood cell count in subjects with metabolic syndrome: Isfahan Healthy Heart Program. *J Res Med Sci* 2013;18:467-72.
128. Khosravi-Boroujeni H, Mohammadifard N, Sarrafzadegan N, Sajjadi F, Maghroun M, Khosravi A, et al. Potato consumption and cardiovascular disease risk factors among Iranian population. *Int J Food Sci Nutr* 2012;63:913-20.
129. Om P Gulati, Peter Berry Ottaway. Legislation relating to nutraceuticals in the European Union with a particular focus on botanical-sourced products. *Toxicol.* 2006; 221:75–87.
130. Jones PJ, Asp NG, Silva P. Evidence for health claims on foods: how much is enough? Introduction and general remarks. *J Nutr* 2008; 138(6):1189S-1191S.
131. PA. Nutraceutical/drug/anti-terrorism safety assurance through traceability. *Toxicology Letters* 2004; 150:25-27.
132. Zhao J. Nutraceuticals, nutritional therapy, phytonutrients, and phytotherapy for Improvement of human health: a perspective on plant biotechnology application. *Recent Pat Biotechnol* 2007;1(1):75-97.
133. J, Mohajeri MH, Fowler A, Weber P. Challenges in discovering bioactives for The food industry. *Curr Opin Biotechnol* 2008; 19(2):66-72.
134. Rishi RK. Nutraceutical: borderline between food and Drug. *Pharma Review* 2006, Available from: <http://www.kppub.com/articles/herbal-safety-pharma-review-004/nutraceuticals-borderline-between-food-and-drugs.html>. Accessed on date Feb 12, 2009.
135. Adelajadesoji O, Schilling Brian J. Nutraceutical: Blurring the line between food and drugs in the twenty-first Century. *The Magazine of Food, Farm and Resource Issues* 1999; 14: 35-40.
136. Om P Gulati, Peter Berry Ottaway. Legislation relating to Nutraceuticals in the European Union with a particular Focus on botanical-sourced products. *Toxicol.* 2006;221:75–87.
137. Richardson DP. Functional foods—shades of grey: an Industry perspective. *Nutr. Rev.* 1996; 54: 174–180.
138. Dietary Supplement Health Education Act (DSHEA) of 1994. Public Law 103–417, available from FDA website: <http://www.fda.gov>. GHJJ