



# The Unix Shell

Introduction to the shell  
Files and the file system  
Creating and deleting files



Copyright © Software Carpentry 2010

This work is licensed under the Creative Commons Attribution License

See <http://software-carpentry.org/license.html> for more information.



# The Unix Shell


## Introduction




Copyright © Software Carpentry 2010


This work is licensed under the Creative Commons Attribution License

See <http://software-carpentry.org/license.html> for more information.






# Run Programs



Run  
Programs


Store  
Data



Run  
Programs

Store  
Data

Communicate  
with each other




Run  
Programs

Store  
Data

Communicate  
with each other

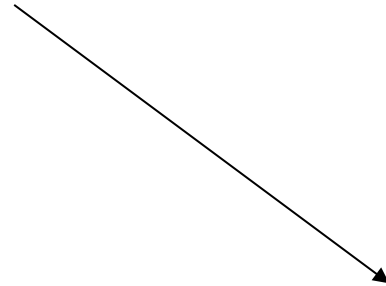

Interact  
with us

Interact  
with us






Interact  
with us



Telepathy

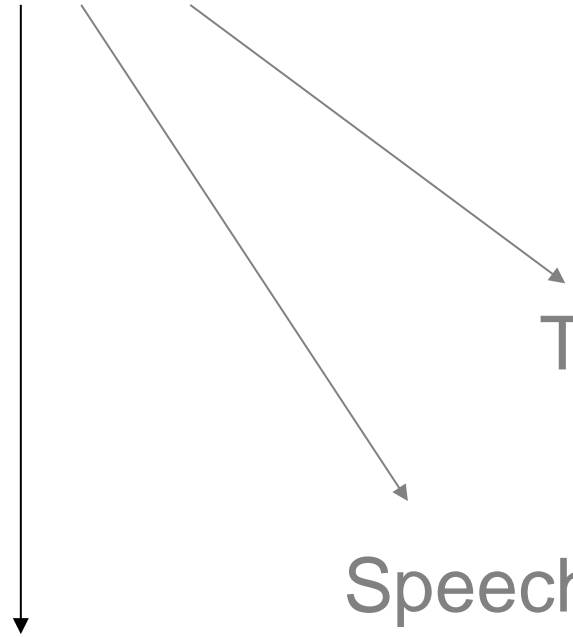

Interact  
with us



Telepathy

Speech

Interact  
with us




Telepathy

Speech

**WIMP**

(windows, icons, mice, pointers)




Interact  
with us

Rewiring

Telepathy

Speech

WIMP



Interact  
with us

Rewiring

Typewriter

WIMP

Speech

Telepathy

# Typewriter



~~Typewriter~~

Line printer + keyboard



~~Typewriter~~

Line printer + keyboard

Text only





~~Typewriter~~

Line printer + keyboard

Text only






~~Typewriter~~

Line printer + keyboard

Text only



**CLUI: command-line user interface**

user logs in



```
user logs in  
user types command
```



```
user logs in  
user types command  
computer executes command  
and prints output
```



```
user logs in
user types command
computer executes command
  and prints output
user types another command
```



```
user logs in
user types command
computer executes command
  and prints output
user types another command
computer executes command
  and prints output
```




```
user logs in
user types command
computer executes command
  and prints output
user types another command
computer executes command
  and prints output
:
user logs off
```







```
user logs in
user types command
computer executes command
  and prints output
user types another command
computer executes command
  and prints output
:
user logs off
```



```
user logs in
user types command
computer executes command
  and prints output
user types another command
computer executes command
  and prints output
:
user logs off
```





shell



```
user logs in
user types command
computer executes command
  and prints output
user types another command
computer executes command
  and prints output
⋮
user logs off
```



shell



A shell is just a program that runs other programs

A shell is just a program that runs other programs

Most popular is bash (the Bourne again shell)

A shell is just a program that runs other programs

Most popular is bash (the Bourne again shell)



A shell is just a program that runs other programs

Most popular is bash (the Bourne again shell)



Using it feels a lot more like programming  
than using windows, a mouse, etc.

A shell is just a program that runs other programs

Most popular is bash (the Bourne again shell)



Using it feels a lot more like programming than using windows, a mouse, etc.

**Commands are terse and often cryptic**



A shell is just a program that runs other programs

Most popular is bash (the Bourne again shell)



Using it feels a lot more like programming than using windows, a mouse, etc.

Commands are terse and often cryptic

**Use it because:**

A shell is just a program that runs other programs

Most popular is bash (the Bourne again shell)



Using it feels a lot more like programming than using windows, a mouse, etc.

Commands are terse and often cryptic

Use it because:

- many tools only have command-line interfaces

A shell is just a program that runs other programs

Most popular is bash (the Bourne again shell)



Using it feels a lot more like programming than using windows, a mouse, etc.

Commands are terse and often cryptic

Use it because:

- many tools only have command-line interfaces
- allows you to combine tools in powerful new ways



created by

Greg Wilson

August 2010



Copyright © Software Carpentry 2010

This work is licensed under the Creative Commons Attribution License

See <http://software-carpentry.org/license.html> for more information.



# The Unix Shell


## Files and Directories



Copyright © Software Carpentry 2010

This work is licensed under the Creative Commons Attribution License

See <http://software-carpentry.org/license.html> for more information.




Run  
Programs

Store  
Data


Communicate  
with each other

Interact  
with us



Run  
Programs



Store  
Data



shell

Communicate  
with each other

Interact  
with us





shell

Store

Data



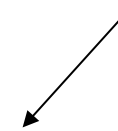




shell

Store

Data

file system







shell

Store

Data

file system

files



shell

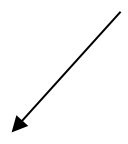
Store



Data

file system

files

directories





shell

Store


Data

file system


files

directories

Use the shell  
to view and change  
the file system



Use the shell  
*to run commands*  
to view what's in  
the file system



shell

Store

Data

file system

files

directories

login:

**login:** ← computer prompt in **bold**

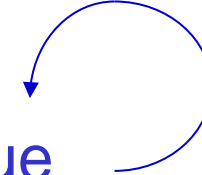
**login:**



computer prompt in **bold**



explanatory text in blue





`login: vlad` ← user input in green

```
login: vlad
```

```
password: *****(*)* ← password
```

```
login: vlad
```

```
password: ****
```

```
$ ← shell prompt
```

```
login: vlad
```

```
password: ****
```

```
$ ← shell prompt  
like Python's >>> and ...
```

```
login: vlad
```

```
password: ****
```

```
$ whoami ← check user ID
```

```
login: vlad
```

```
password: ****
```

```
$ whoami
```

← check user ID

shell finds the `whoami` program

login: vlad

password: \*\*\*\*

\$ whoami



check user ID

shell finds the whoami program

runs it

```
login: vlad
```

```
password: ****
```

```
$ whoami
```


```
vlad
```

check user ID

shell finds the `whoami` program

runs it

prints its output





```
login: vlad
```

```
password: ****
```

```
$ whoami
```

```
vlad
```

```
$
```


check user ID

shell finds the `whoami` program

runs it

prints its output

displays a new prompt



```
login: vlad
```

```
password: ****
```

```
$ whoami
```

```
vlad
```

```
$ pwd
```



what is the *working directory*

```
login: vlad
```

```
password: ****
```

```
$ whoami
```

```
vlad
```

```
$ pwd
```



what is the *working directory*  
the directory used when no other  
directory is explicitly specified

```
login: vlad
```

```
password: ****
```

```
$ whoami
```

```
vlad
```

```
$ pwd
```

```
/users/vlad
```

```
$
```

**login:** vlad

**password:** \*\*\*\*\*

**\$** whoami

*vlad*

**\$** pwd

*/users/vlad*

**\$**



root

```
login: vlad
```

```
password: ****
```


```
$ whoami
```

```
vlad
```

```
$ pwd
```

```
/users/vlad
```

```
$
```



```
login: vlad
```

```
password: ****
```

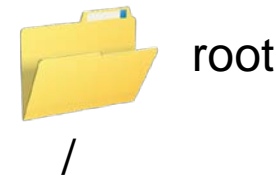
```
$ whoami
```

```
vlad
```

```
$ pwd
```

```
/users/vlad
```

```
$
```



```
login: vlad
```

```
password: ****
```

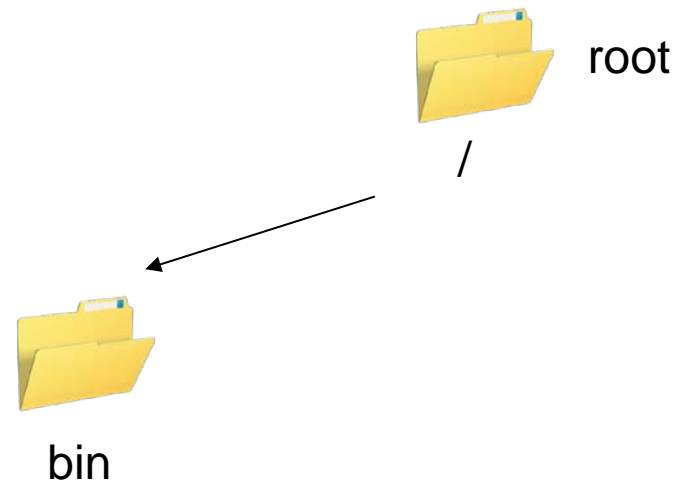
```
$ whoami
```

```
vlad
```

```
$ pwd
```

```
/users/vlad
```

```
$
```





```
login: vlad
```

```
password: ****
```

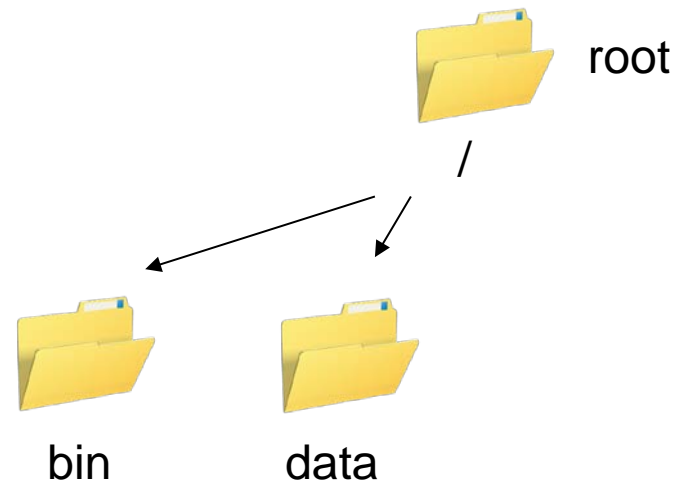
```
$ whoami
```

```
vlad
```

```
$ pwd
```

```
/users/vlad
```

```
$
```



```
login: vlad
```

```
password: ****
```

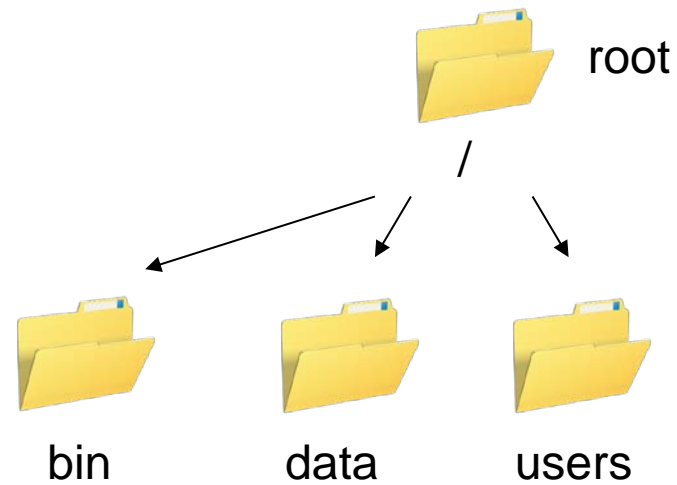
```
$ whoami
```

```
vlad
```

```
$ pwd
```

```
/users/vlad
```

```
$
```



```
login: vlad
```

```
password: ****
```

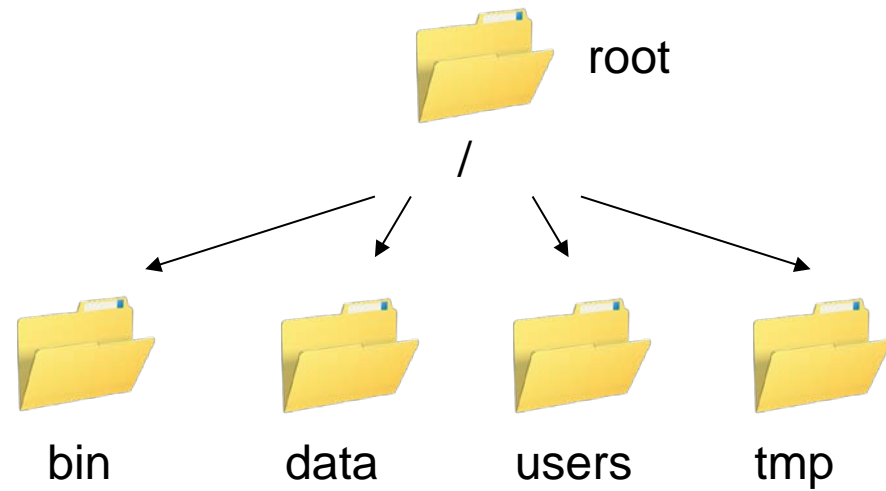
```
$ whoami
```

```
vlad
```

```
$ pwd
```

```
/users/vlad
```

```
$
```



```
login: vlad
```

```
password: ****
```

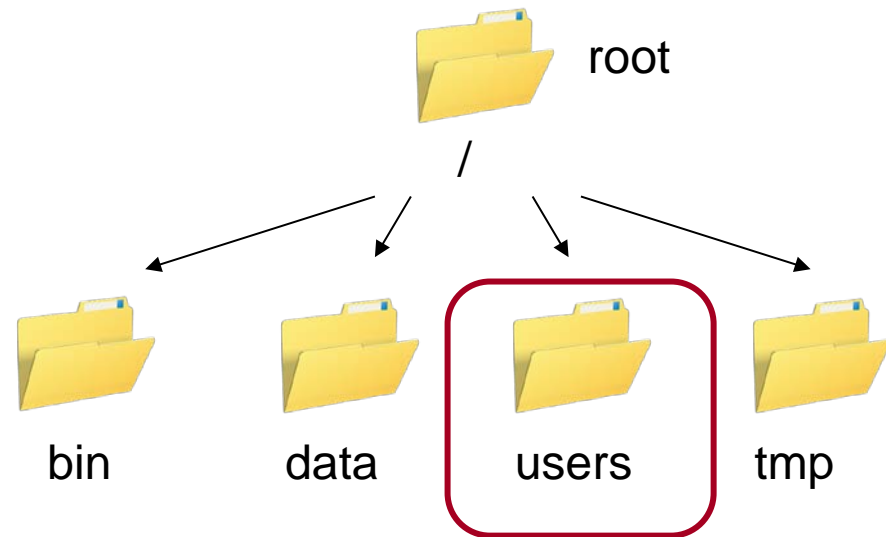
```
$ whoami
```

```
vlad
```

```
$ pwd
```

```
/users/vlad
```

```
$
```



login: vlad

password: \*\*\*\*

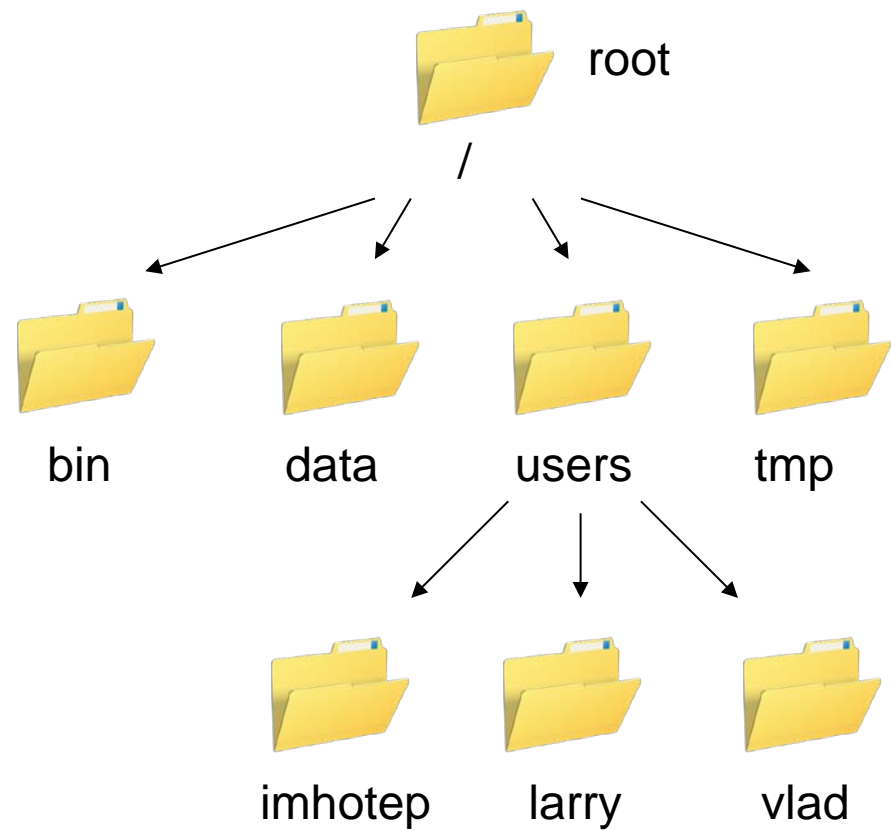
\$ whoami

vlad

\$ pwd

/users/vlad

\$



login: vlad

password: \*\*\*\*

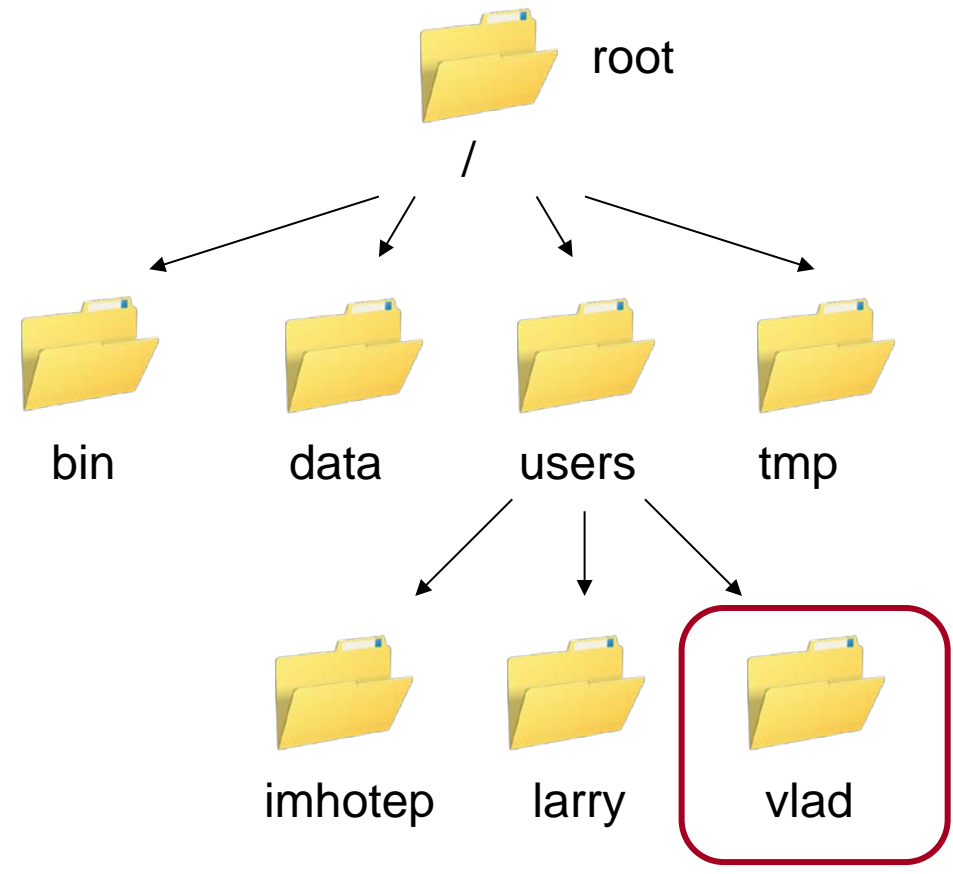
\$ whoami

vlad

\$ pwd

/users/vlad

\$



login: vlad

password: \*\*\*\*

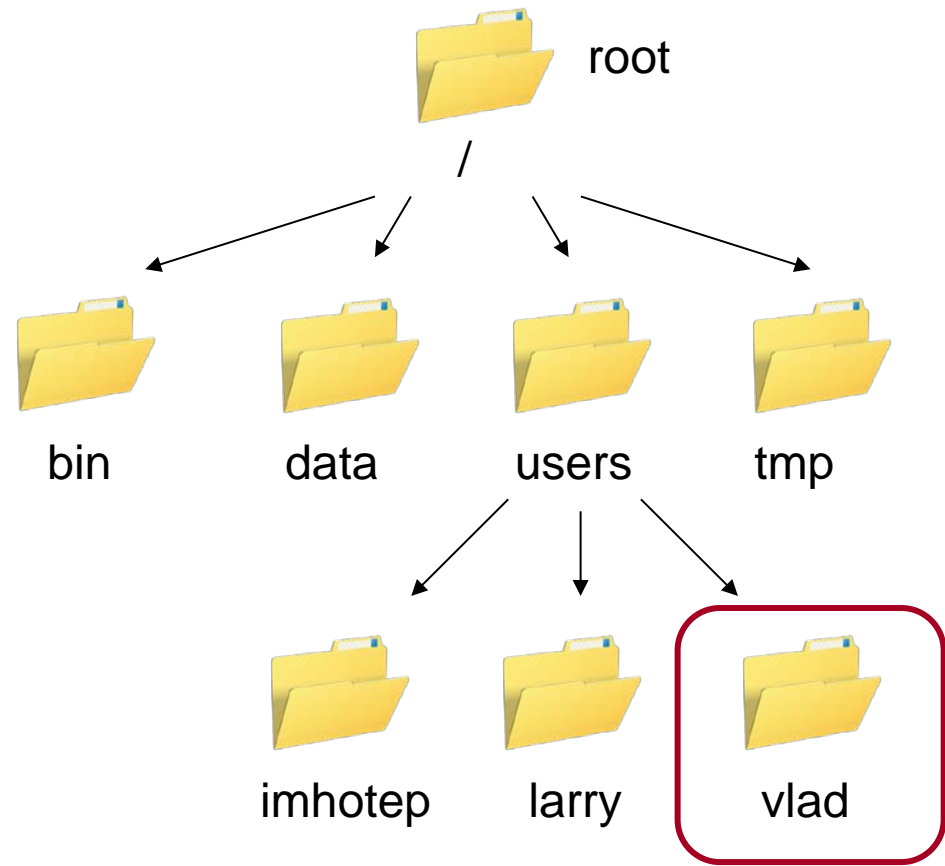
\$ whoami

vlad

\$ pwd

/users/vlad

\$



login: vlad

password: \*\*\*\*

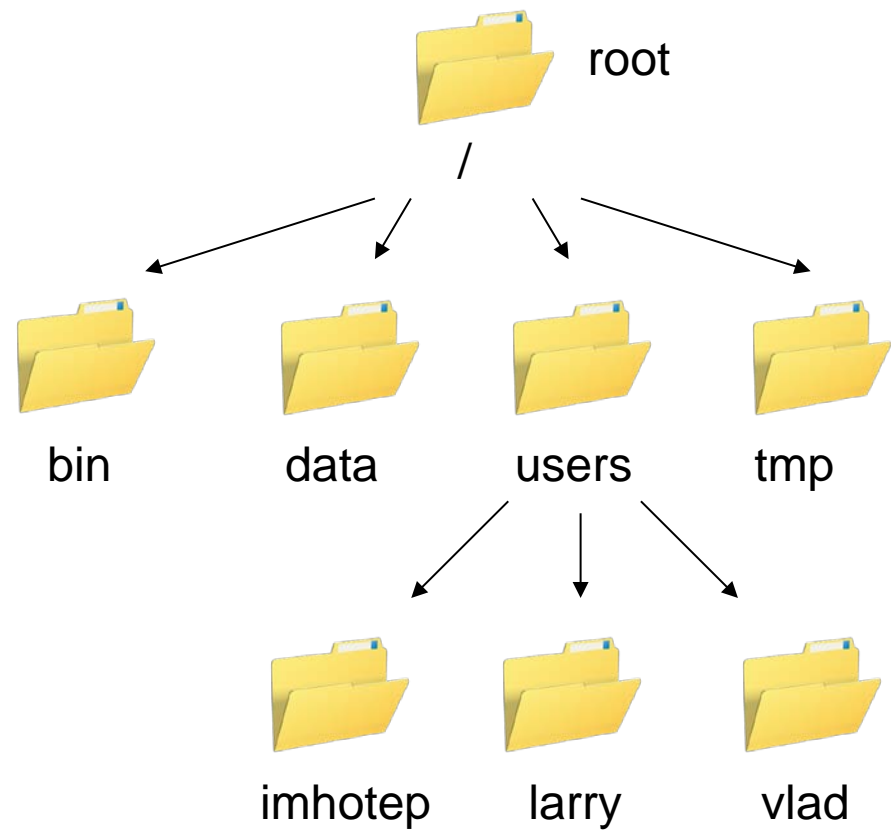
\$ whoami

vlad

\$ pwd

/users/vlad

\$





```
login: vlad
```

```
password: ****
```

```
$ whoami
```

```
vlad
```

```
$ pwd
```

```
/users/vlad
```

```
$ ls ← stands for "listing"
```

```
login: vlad
```

```
password: ****
```

```
$ whoami
```

```
vlad
```

```
$ pwd
```

```
/users/vlad
```

```
$ ls
```



stands for "listing"  
sadly more memorable than  
most command names

```
login: vlad
```

```
password: ****
```

```
$ whoami
```

```
vlad
```

```
$ pwd
```

```
/users/vlad
```

```
$ ls
```

```
bin          data          mail          music
```

```
notes.txt   papers        pizza.cfg    solar
```

```
solar.pdf   swc
```

```
$
```

```
login: vlad
```

```
password: ****
```

```
$ whoami
```

```
vlad
```

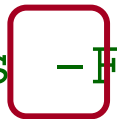
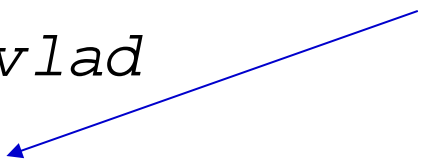
```
$ pwd
```

```
/users/vlad
```

```
$ ls -F
```

```
bin/          data/          mail/          music/
notes.txt     papers/        pizza.cfg     solar/
solar.pdf     swc/
```

an *argument* or *flag* modifying the command's behavior



```
login: vlad
```

```
password: ****
```

```
$ whoami
```

```
vlad
```

```
$ pwd
```

```
/users/vlad
```

```
$ ls -F
```

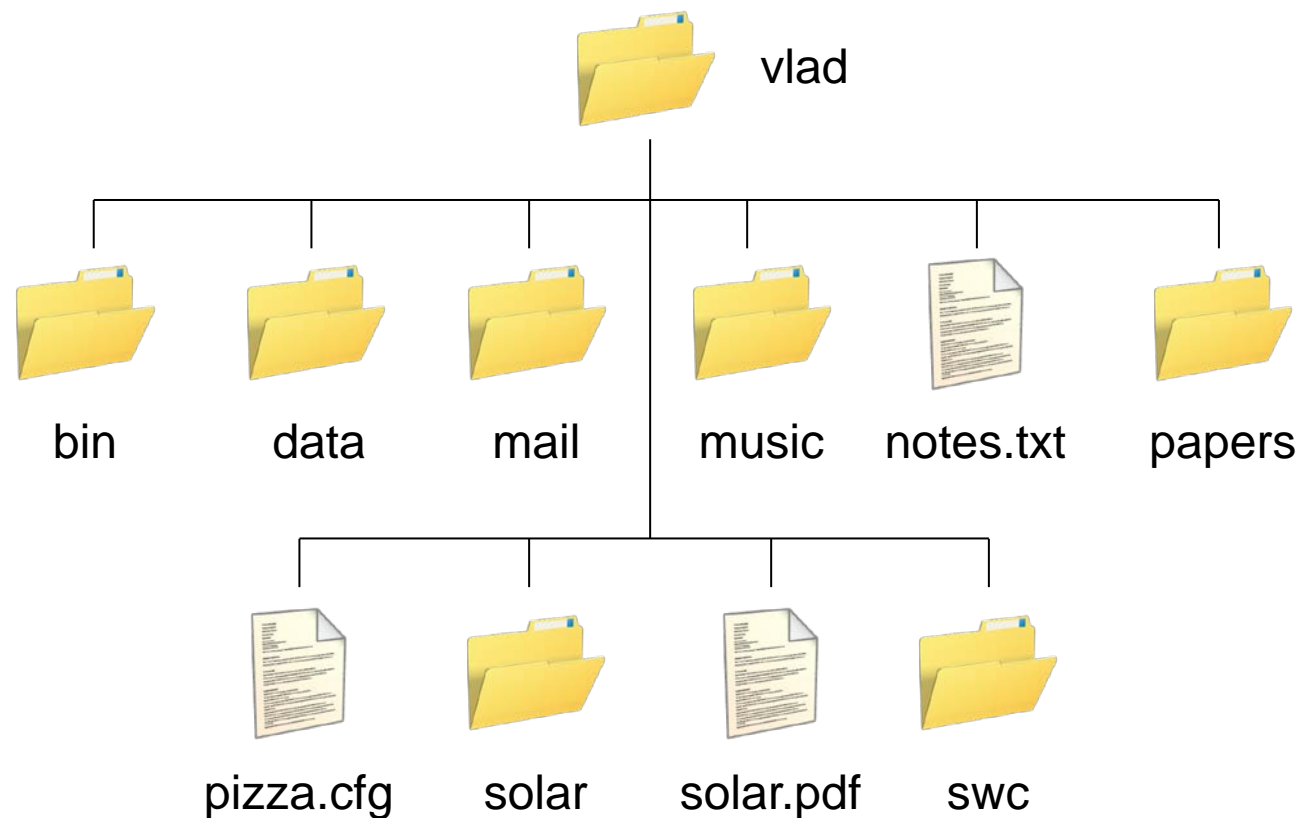
```
bin/      data/      mail/      music/
notes.txt papers/    pizza.cfg  solar/
solar.pdf swc/
```

adds a trailing '/' to directory names



```
$ ls -F
```

```
bin/          data/          mail/          music/  
notes.txt     papers/        pizza.cfg      solar/  
solar.pdf     swc/
```



```
$ ls -F
```

```
bin/          data/         mail/         music/
notes.txt     papers/      pizza.cfg    solar/
solar.pdf     swc/
```

By convention, use *filename extension* to indicate file type

```
$ ls -F
```

```
bin/          data/         mail/         music/
notes.txt     papers/      pizza.cfg    solar/
solar.pdf     swc/
```

By convention, use *filename extension* to indicate file type  
.txt for text, .pdf for PDF, .cfg for configuration file, etc.



```
$ ls -F
```

```
bin/          data/          mail/          music/
notes.txt     papers/        pizza.cfg     solar/
solar.pdf     swc/
```

By convention, use *filename extension* to indicate file type  
.txt for text, .pdf for PDF, .cfg for configuration file, etc.

**But this is only a convention, not a guarantee**

```
$ ls -F data
```

```
$ ls -F data
```

```
amino_acids.txt
```

```
elements/
```

```
morse.txt
```

```
pdb/
```

```
planets.txt
```

```
sunspot.txt
```

```
$
```

```
$ ls -F data
```

```
amino_acids.txt
```

```
elements/
```

```
morse.txt
```

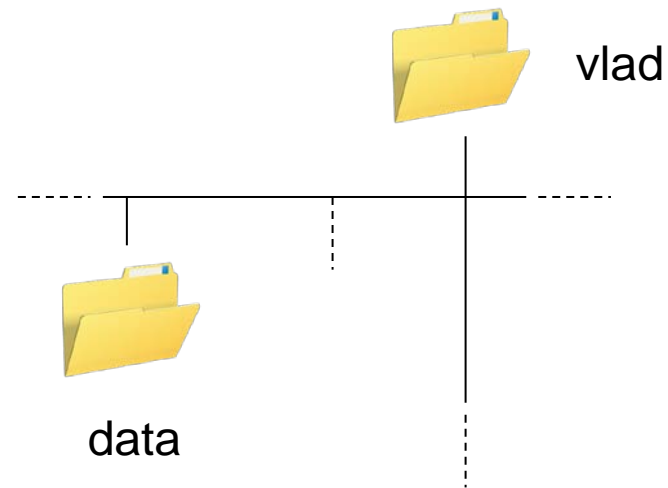
```
pdb/
```

```
planets.txt
```

```
sunspot.txt
```

```
$
```

*a relative path*



```
$ ls -F data
```

```
amino_acids.txt
```

```
elements/
```

```
morse.txt
```

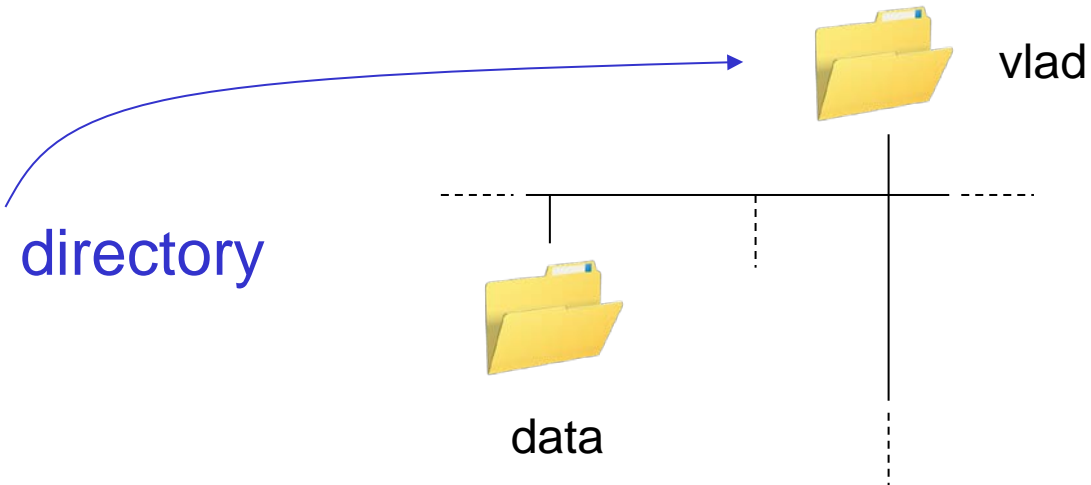
```
pdb/
```

```
planets.txt
```

```
sunspot.txt
```

```
$
```

*a relative path*  
relative to  
current working directory



```
$ ls -F /data
```

```
access.log      backup/        hardware.cfg
```

```
network.cfg
```

```
$
```

```
$ ls -F /data
```

```
access.log backup/ hardware.cfg
```

```
network.cfg
```

```
$
```

*an absolute path*

```
$ ls -F /data
```

```
access.log      backup/         hardware.cfg  
network.cfg
```

```
$
```

*an absolute path*

leading '/' means "from root"



```
$ ls -F /data
```

```
access.log      backup/        hardware.cfg
```

```
network.cfg
```

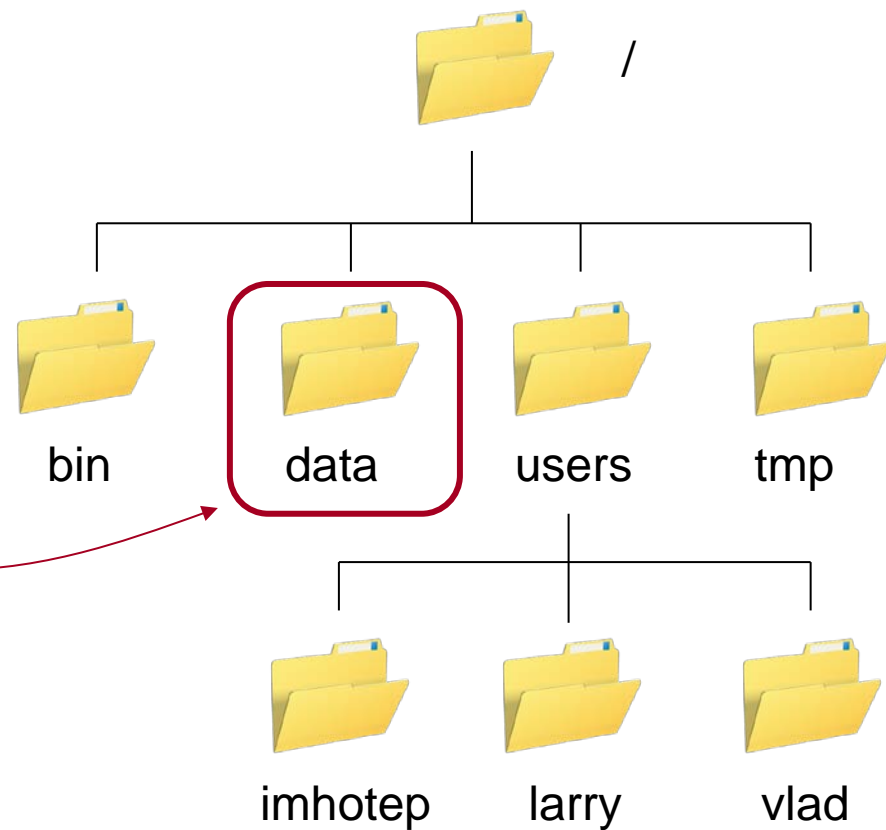
```
$
```

*an absolute path*

leading '/' means "from root"

so it always refers to

this directory



```
$ pwd
```

```
/users/vlad
```

```
$
```

```
$ pwd
```

```
/users/vlad
```

```
$ ls
```

```
bin/          data/         mail/         music/  
notes.txt     papers/      pizza.cfg    solar/  
solar.pdf     swc/
```

```
$
```

```
$ pwd
```

```
/users/vlad
```

```
$ ls
```

```
bin/          data/         mail/         music/  
notes.txt    papers/      pizza.cfg    solar/  
solar.pdf    swc/
```

```
$ cd data
```

```
$ pwd
```

```
/users/vlad
```

```
$ ls
```

```
bin/          data/         mail/         music/  
notes.txt     papers/       pizza.cfg     solar/  
solar.pdf     swc/
```

```
$ cd data ← change directory
```

```
$ pwd
```

```
/users/vlad
```

```
$ ls
```

```
bin/          data/         mail/         music/
notes.txt     papers/      pizza.cfg    solar/
solar.pdf    swc/
```

```
$ cd data ← change directory
           actually doesn't change the directory
```

```
$ pwd
```

```
/users/vlad
```

```
$ ls
```

```
bin/          data/         mail/         music/
notes.txt     papers/      pizza.cfg    solar/
solar.pdf     swc/
```

```
$ cd data ← change directory
```

actually doesn't change the directory  
changes the shell's idea of  
which directory we are in

```
$ pwd
```

```
/users/vlad
```

```
$ ls
```

```
bin/          data/         mail/         music/
notes.txt     papers/      pizza.cfg    solar/
solar.pdf     swc/
```

```
$ cd data
```

```
$ pwd
```

```
/users/vlad/data
```

```
$
```



```
$ pwd
```

```
/users/vlad
```

```
$ ls
```

```
bin/          data/         mail/         music/  
notes.txt    papers/      pizza.cfg    solar/  
solar.pdf    swc/
```

```
$ cd data
```

```
$ pwd
```

```
/users/vlad/data
```

```
$ ls
```

```
amino_acids.txt  elements/    morse.txt  
pdb/             planets.txt  sunspot.txt
```

```
$
```

```
$ pwd  
/users/vlad
```

```
$ ls  
bin/          data/         mail/         music/  
notes.txt    papers/      pizza.cfg    solar/  
solar.pdf    swc/
```

because we're now "in"  
this directory

```
$ cd data  
$ pwd  
/users/vlad/data
```

```
$ ls  
amino_acids.txt  elements/  morse.txt  
pdb/             planets.txt  sunspot.txt
```

```
$
```

```
$ pwd
```

```
/users/vlad/data
```

```
$
```

```
$ pwd
```

```
/users/vlad/data
```

```
$ cd ..
```

```
$ pwd
```

```
/users/vlad/data
```

```
$ cd .
```

← the directory above the current one

```
$ pwd
```

```
/users/vlad/data
```

```
$ cd .. ←
```

the directory above the current one  
its *parent directory*

```
$ pwd
```

```
/users/vlad/data
```

```
$ cd ..
```

```
$ pwd
```

```
/users/vlad
```

```
$
```

```
$ pwd
```

```
/users/vlad/data
```

```
$ cd ..
```

```
$ pwd
```

```
/users/vlad
```

```
$ ls
```

```
bin/          data/         mail/         music/
```

```
notes.txt    papers/      pizza.cfg    solar/
```

```
solar.pdf    swc/
```

```
$
```



```
$ pwd
```

```
/users/vlad/data
```

```
$ cd ..
```

```
$ pwd
```

```
/users/vlad
```

```
$ ls
```

```
bin/          data/          mail/          music/
notes.txt     papers/        pizza.cfg     solar/
solar.pdf     swc/
```

```
$ ls -F -a
```

```
./          ../          bin/          data/
mail/       music/       notes.txt     papers/
pizza.cfg   solar/       solar.pdf     swc/
```

```

$ pwd
/users/vlad/data
$ cd ..
$ pwd
/users/vlad
$ ls
bin/          data/        mail/        music/
notes.txt    papers/     pizza.cfg   solar/
solar.pdf    swc/
$ ls -l -a ← "show all"
./          ../         bin/        data/
mail/      music/     notes.txt  papers/
pizza.cfg  solar/    solar.pdf  swc/

```

```
$ pwd
```

```
/users/vlad/data
```

```
$ cd ..
```

```
$ pwd
```

```
/users/vlad
```

```
$ ls
```

```
bin/          data/          mail/          music/  
notes.txt    papers/        pizza.cfg     solar/  
solar.pdf    swc/
```

parent directory

```
$ ls -F -a
```

```
./          ../          bin/          data/  
mail/       music/       notes.txt    papers/  
pizza.cfg   solar/       solar.pdf    swc/
```

```
$ pwd
```

```
/users/vlad/data
```

```
$ cd ..
```

```
$ pwd
```

```
/users/vlad
```

```
$ ls
```


```
bin/          data/          mail/          music/
notes.txt     papers/        pizza.cfg     solar/
solar.pdf     swc/
```

parent directory

```
$ ls -F -a
```

/users

```
./          ../          bin/          data/
mail/       music/       notes.txt     papers/
pizza.cfg   solar/       solar.pdf     swc/
```



```
$ pwd
```

```
/users/vlad/data
```

```
$ cd ..
```

```
$ pwd
```

```
/users/vlad
```

```
$ ls
```

```
bin/          data/          mail/          music/
notes.txt     papers/        pizza.cfg     solar/
solar.pdf     swc/
```

this directory  
itself

```
$ ls -F -a
```

```
./          ../          bin/          data/
mail/       music/       notes.txt     papers/
pizza.cfg   solar/       solar.pdf     swc/
```

# Things are different on Windows

# Things are different on Windows

```
C:\Users\vlad
```

# Things are different on Windows

```
C:\Users\vlad
```

Drive letter





## Things are different on Windows

`C:\Users\vlad`

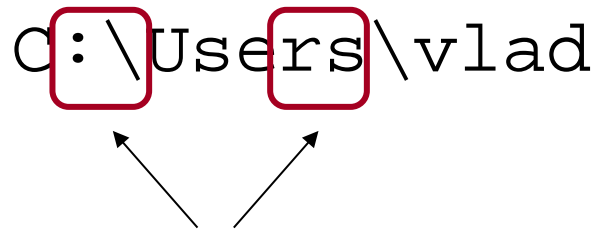
Drive letter

Each drive is a separate file system

## Things are different on Windows

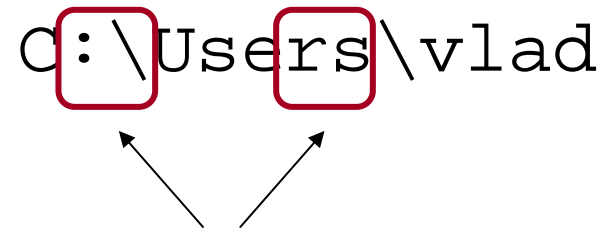
`c:\Users\vlad`

Backslash \ as separator



## Things are different on Windows

`c:\Users\vlad`



Backslash `\` as separator

Unix uses `\` to escape special characters

in names like `my\ files.txt`

## Things are different on Windows

```
C:\Users\vlad
```



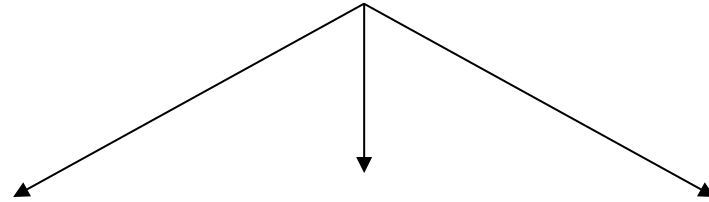
**Case insensitive**

# Things are different on Windows

C:\Users\vlad



Case insensitive



c:\users\vlad

C:\USERS\VLAD

C:\uSeRs\VLAD

## Things are different on Windows

```
C:\Users\vlad
```

```
Cygwin: /cygdrive/c/Users/vlad
```



Map drive letters to "directories"

Things are different on Windows

```
C:\Users\vlad
```

```
Cygwin: /cygdrive/c/Users/vlad
```



Map drive letters to "directories"

And use / instead of \

Things are different on Windows

```
C:\Users\vlad
```

```
Cygwin: /cygdrive/c/Users/vlad
```



Map drive letters to "directories"

And use / instead of \


**But still case insensitive**



Things are different on Windows

```
C:\Users\vlad
```

```
Cygwin: /cygdrive/c/Users/vlad
```



Map drive letters to "directories"

And use / instead of \

But still case insensitive

Can't put backup.txt and Backup.txt in a directory

<code>pwd</code>	print working directory
<code>cd</code>	change working directory
<code>ls</code>	listing
<code>.</code>	current directory
<code>..</code>	parent directory



created by

Greg Wilson

August 2010



Copyright © Software Carpentry 2010

This work is licensed under the Creative Commons Attribution License

See <http://software-carpentry.org/license.html> for more information.



# The Unix Shell


## Creating and Deleting




Copyright © Software Carpentry 2010


This work is licensed under the Creative Commons Attribution License


See <http://software-carpentry.org/license.html> for more information.






shell






shell


<code>pwd</code>	print working directory
<code>cd</code>	change working directory
<code>ls</code>	listing
<code>.</code>	current directory
<code>..</code>	parent directory





shell

pwd	print working directory
cd	change working directory
ls	listing
.	current directory
..	parent directory



*But how do we create things  
in the first place?*



```
$ pwd
```

```
/users/vlad
```

```
$
```

```
$ pwd
```

```
/users/vlad
```

```
$ ls -F
```

```
bin/          data/         mail/         music/
notes.txt     papers/      pizza.cfg    solar/
solar.pdf    swc/
```

```
$
```

```
$ pwd
```

```
/users/vlad
```

```
$ ls -F
```

```
bin/          data/         mail/         music/
```

```
notes.txt    papers/      pizza.cfg    solar/
```

```
solar.pdf    swc/
```

```
$ mkdir tmp
```

```
$ pwd
```

```
/users/vlad
```

```
$ ls -F
```

```
bin/          data/         mail/         music/
notes.txt     papers/      pizza.cfg    solar/
solar.pdf    swc/
```

```
$ mkdir tmp — make directory
```

```
$ pwd
```

```
/users/vlad
```

```
$ ls -F
```

```
bin/          data/         mail/         music/
notes.txt     papers/      pizza.cfg    solar/
solar.pdf     swc/
```

```
$ mkdir tmp — make directory
```

a relative path, so the new directory  
is made below the current one

```
$ pwd
```

```
/users/vlad
```

```
$ ls -F
```

```
bin/          data/          mail/          music/
notes.txt     papers/       pizza.cfg     solar/
solar.pdf    swc/
```

```
$ mkdir tmp
```

```
$ ls -F
```

```
bin/          data/          mail/          music/
notes.txt     papers/       pizza.cfg     solar/
solar.pdf    swc/          tmp/
```

```
$
```

```
$ pwd
```

```
/users/vlad
```

```
$ ls -F
```

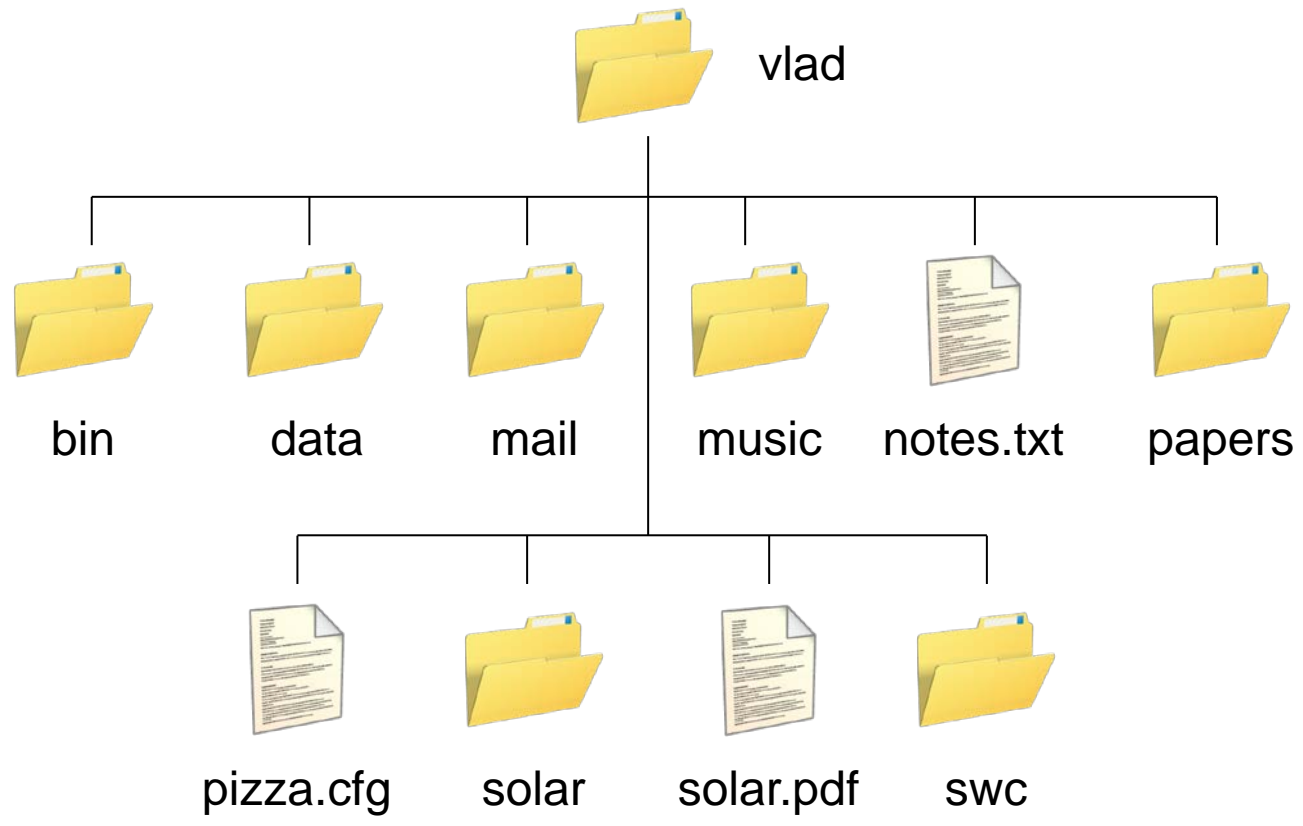
```
bin/          data/          mail/          music/
notes.txt     papers/        pizza.cfg      solar/
solar.pdf     swc/
```

```
$ mkdir tmp
```

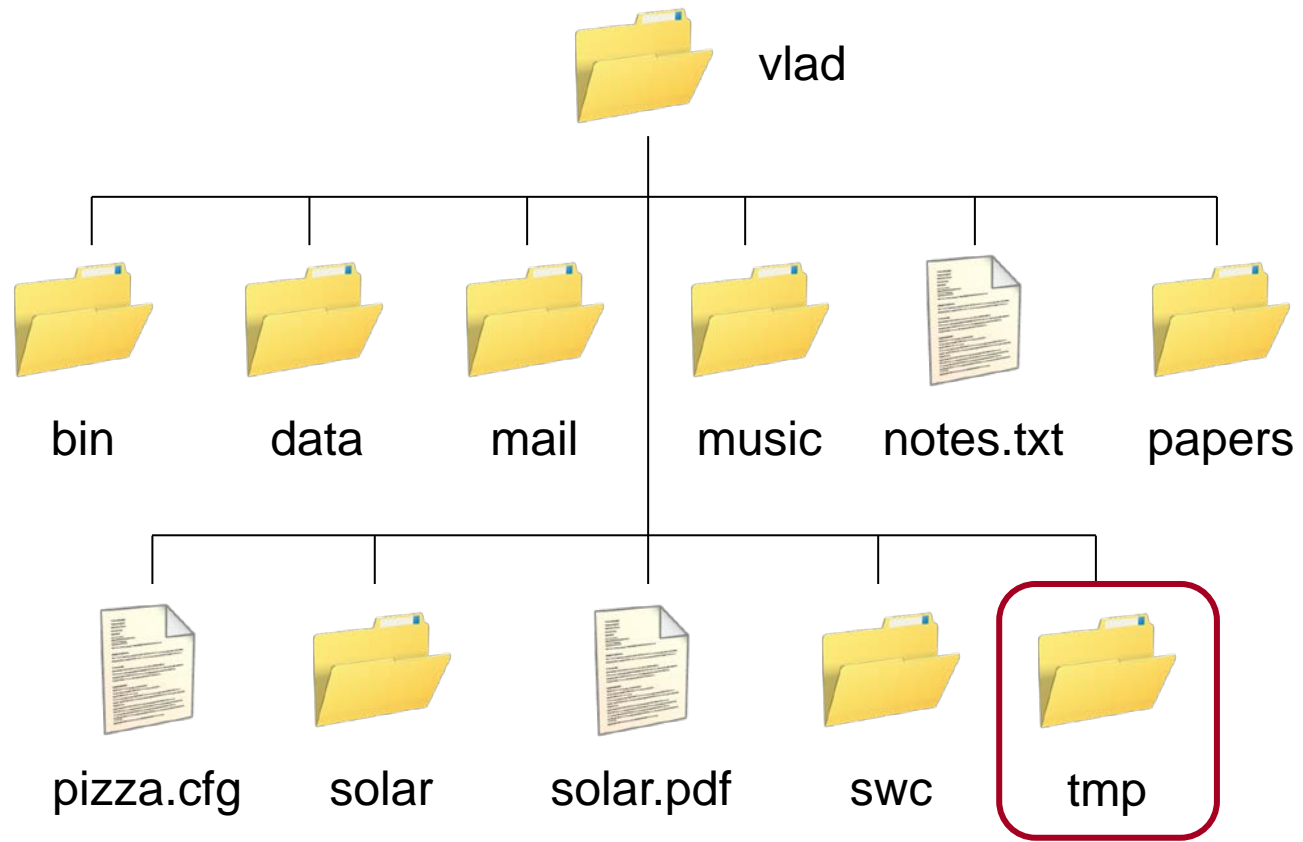
```
$ ls -F
```

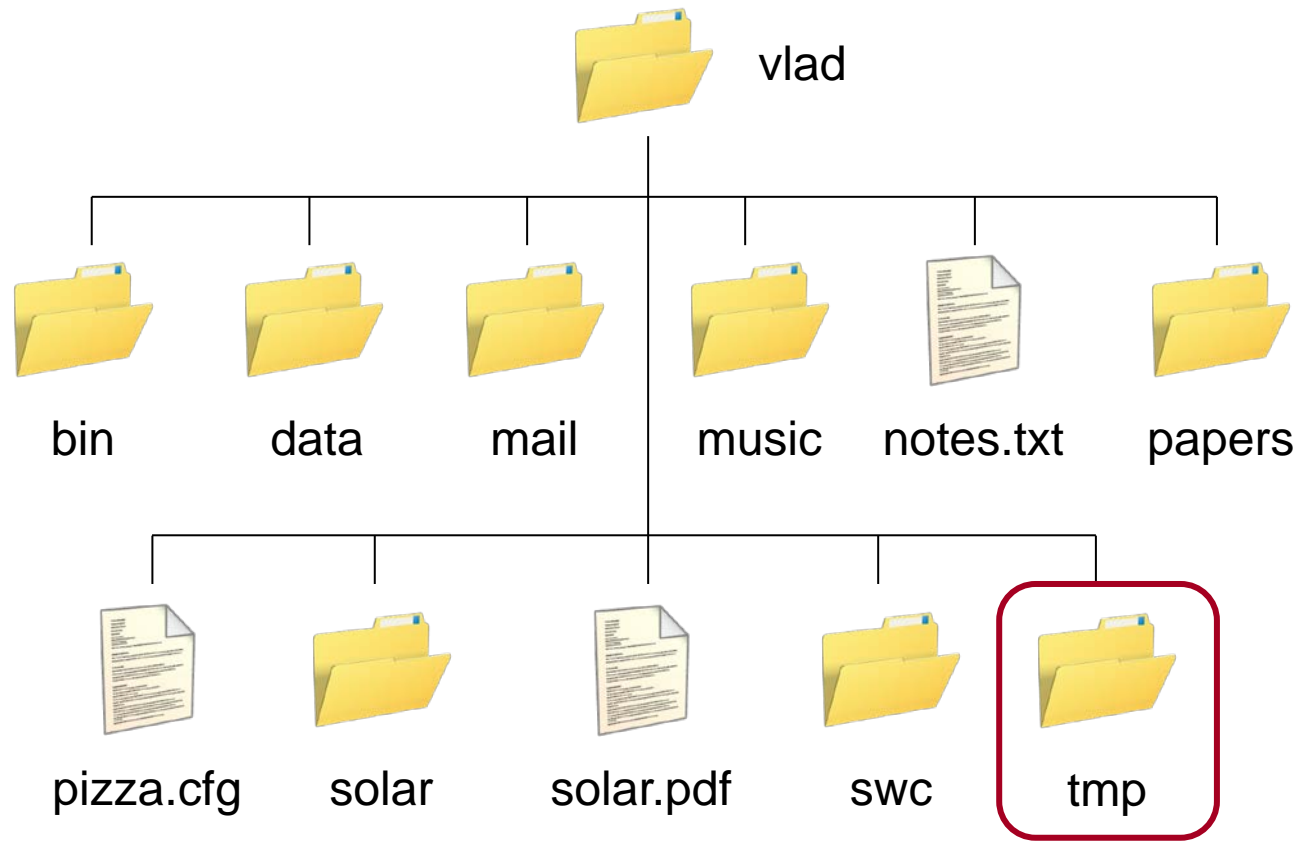
```
bin/          data/          mail/          music/
notes.txt     papers/        pizza.cfg      solar/
solar.pdf     swc/          tmp/
```

```
$
```









nothing below it yet

```
$ pwd
```

```
/users/vlad
```

```
$
```

```
$ pwd
```

```
/users/vlad
```

```
$ ls tmp
```

```
$
```

```
$ pwd
```

```
/users/vlad
```

```
$ ls tmp
```

```
$ ← no output
```

```
$ pwd
```

```
/users/vlad
```

```
$ ls tmp
```

```
$ ls -a tmp
```

```
. ..
```

```
$
```

```
$ pwd
```

```
/users/vlad
```

```
$ ls tmp
```

```
$ ls -a tmp
```

```
.                ..
```



```
/users/vlad/tmp
```

```
$ pwd
```

```
/users/vlad
```

```
$ ls tmp
```

```
$ ls -a tmp
```

```
. ..
```



```
/users/vlad
```

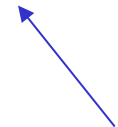


```
$ cd tmp
```

```
$ nano junk
```

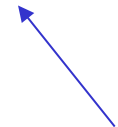
```
$ cd tmp
```

```
$ nano junk
```



a text editor only a programmer could love

```
$ cd tmp  
$ nano junk
```



a text editor only a programmer could love  
really do mean "text"...

```
$ cd tmp
$ nano junk
```

```
GNU nano 2.0.7
```

```
File: junk
```

```
[ New File ]
```

```
^G Get Help
```

```
^O WriteOut
```

```
^R Read File
```

```
^Y Prev Page
```

```
^K Cut Text
```

```
^X Exit
```

```
^J Justify
```

```
^W Where Is
```

```
^V Next Page
```

```
^U UnCut Text
```

```
$ cd tmp
```

```
$ nano junk
```

That's your cursor

```
GNU nano 2.0.7                               File: junk
_
```

[ New File ]

^G Get Help	^O WriteOut	^R Read File	^Y Prev Page	^K Cut Text
^X Exit	^J Justify	^W Where Is	^V Next Page	^U UnCut Text

```
$ cd tmp
$ nano junk
```

```
GNU nano 2.0.7
```

```
File: junk
```

```
Make everything as simple as possible,  
but no simpler. _
```

```
[ New File ]
```

```
^G Get Help
```

```
^O WriteOut
```

```
^R Read File
```

```
^Y Prev Page
```

```
^K Cut Text
```

```
^X Exit
```

```
^J Justify
```

```
^W Where Is
```

```
^V Next Page
```

```
^U UnCut Text
```

```
$ cd tmp
$ nano junk
```

```
GNU nano 2.0.7                               File: junk

Make everything as simple as possible,
but no simpler.

[ New File ]
^G Get Help      ^O WriteOut     ^R Read File    ^Y Prev Page    ^K Cut Text
^X Exit          ^J Justify      ^W Where Is     ^V Next Page    ^U UnCut Text
```

**^O means "Control + O" (to save changes)**

```
$ cd tmp
$ nano junk
```

```
GNU nano 2.0.7                               File: junk

Make everything as simple as possible,
but no simpler.

[ New File ]
^G Get Help      ^O WriteOut     ^R Read File    ^Y Prev Page    ^K Cut Text
^X Exit          ^J Justify      ^W Where Is    ^V Next Page    ^U UnCut Text
```

 ^X to exit back to the shell



```
$ cd tmp
```

```
$ nano junk
```

```
$ ← nano doesn't leave any output  
on the screen after it exits
```

```
$ cd tmp
```

```
$ nano junk
```

```
$ ls
```

```
junk ← but it has created the file
```

```
$
```

```
$ cd tmp
```

```
$ nano junk
```

```
$ ls
```

```
junk
```

```
$ ls -s ← use -s to show sizes
```

```
1 junk
```

```
$
```

```
$ cd tmp
```

```
$ nano junk
```

```
$ ls
```

```
junk
```

```
$ ls -s ← use -s to show sizes  
      1  junk reported in disk blocks
```

```
$
```

```
$ cd tmp
$ nano junk
$ ls
junk
$ ls -s
  1  junk
$
```

use `-s` to show sizes  
reported in disk blocks  
a less helpful default  
may have been possible...

```
$ cd tmp
$ nano junk
$ ls
junk
$ ls -s
  1  junk
$ ls -s -h ← use -h for human-friendly output
512  junk
$
```

```
$ cd tmp
$ nano junk
$ ls
junk
$ ls -s
  1  junk
$ ls -s -h ←
512  junk
$
```

use `-h` for human-friendly output  
number of bytes

```
$ cd tmp
$ nano junk
$ ls
junk
$ ls -s
  1  junk
$ ls -s -h ←
512  junk
$
```

use `-h` for human-friendly output

number of bytes

rounded up because computer stores  
things on disk using blocks of 512 bytes



```
$ cd tmp
$ nano junk
$ ls
junk
$ ls -s
  1  junk
$ ls -s -h
512  junk
$ rm junk ← remove (delete) file
$
```

```
$ cd tmp
$ nano junk
$ ls
junk
$ ls -s
  1  junk
$ ls -s -h
512  junk
$ rm junk
$
```

← remove (delete) file  
there is no (easy) un-delete!

```
$ cd tmp
$ nano junk
$ ls
junk
$ ls -s
  1  junk
$ ls -s -h
512  junk
$ rm junk
$ ls
$
```

← check that it's gone

```
$ pwd
```

```
/users/vlad/tmp
```

```
$ nano junk
```

```
$ ls
```

```
junk
```

```
$
```

```
$ pwd
```

```
/users/vlad/tmp
```

```
$ nano junk
```

```
$ ls
```

```
junk
```

```
$ cd .. ← change working directory to /users/vlad
```

```
$
```

```
$ pwd
```

```
/users/vlad/tmp
```

```
$ nano junk
```

```
$ ls
```

```
junk
```

```
$ cd ..
```

rm only works on files

```
$ rm tmp
```

```
rm: cannot remove `tmp': Is a directory
```

```
$
```

```
$ pwd
```

```
/users/vlad/tmp
```

```
$ nano junk
```

```
$ ls
```

```
junk
```

```
$ cd ..
```

```
$ rm tmp
```

```
rm: cannot remove `tmp': Is a directory
```

```
$ rmdir tmp
```

 use rmdir to remove directories

```
$ pwd
```

```
/users/vlad/tmp
```

```
$ nano junk
```

```
$ ls
```

```
junk
```

```
$ cd ..
```

```
$ rm tmp
```

```
rm: cannot remove `tmp': Is a directory
```

```
$ rmdir tmp
```

```
rmdir: failed to remove `tmp': Directory not empty
```

```
$
```

but it only works when the directory is empty



```
$ pwd
```

```
/users/vlad/tmp
```

```
$ nano junk
```

```
$ ls
```

```
junk
```

```
$ cd ..
```

```
$ rm tmp
```

```
rm: cannot remove `tmp': Is a directory
```

```
$ rmdir tmp
```

```
rmdir: failed to remove `tmp': Directory not empty
```

```
$
```

but it only works when the directory is empty  
(safety feature)

```
$ pwd
```

```
/users/vlad/tmp
```

```
$ nano junk
```

```
$ ls
```

```
junk
```

```
$ cd ..
```

```
$ rm tmp
```

```
rm: cannot remove `tmp': Is a directory
```

```
$ rmdir tmp
```

```
rmdir: failed to remove `tmp': Directory not empty
```

```
$ rm tmp/junk
```

```
$
```

← so get rid of the directory's contents...

```
$ pwd
/users/vlad/tmp
$ nano junk
$ ls
junk
$ cd ..
$ rm tmp
rm: cannot remove `tmp': Is a directory
$ rmdir tmp
rmdir: failed to remove `tmp': Directory not empty
$ rm tmp/junk
$ rmdir tmp ← ...then get rid of the directory
$
```

```
$ pwd
```

```
/users/vlad/tmp
```

```
$ mkdir tmp
```

```
$ nano tmp/junk
```

```
$ ls tmp
```

```
junk
```

```
$
```

```
$ pwd
/users/vlad/tmp
$ mkdir tmp
$ nano tmp/junk
$ ls tmp
junk
$ mv tmp/junk tmp/quotes.txt
$
```

```
$ pwd
/users/vlad/tmp
$ mkdir tmp
$ nano tmp/junk
$ ls tmp
junk
$ mv tmp/junk tmp/quotes.txt
$
```


← move a file

```
$ pwd
/users/vlad/tmp
$ mkdir tmp
$ nano tmp/junk
$ ls tmp
junk
$ mv tmp/junk tmp/quotes.txt
$
```

← move a file (or directory)


```
$ pwd
/users/vlad/tmp
$ mkdir tmp
$ nano tmp/junk
$ ls tmp
junk
$ mv tmp/junk tmp/quotes.txt
$
```

move a file (or directory)  
from here...





```
$ pwd
/users/vlad/tmp
$ mkdir tmp
$ nano tmp/junk
$ ls tmp
junk
$ mv tmp/junk tmp/quotes.txt
$
```



move a file (or directory)  
from here...  
...to here

```
$ pwd
/users/vlad/tmp
$ mkdir tmp
$ nano tmp/junk
$ ls tmp
junk
$ mv tmp/junk tmp/quotes.txt
$
```

move a file (or directory)  
from here...  
...to here  
renames the file!

```
$ pwd
/users/vlad/tmp
$ mkdir tmp
$ nano tmp/junk
$ ls tmp
junk
$ mv tmp/junk tmp/quotes.txt
$ ls tmp
quotes.txt
$
```

```
$ pwd
/users/vlad/tmp
$ mkdir tmp
$ nano tmp/junk
$ ls tmp
junk
$ mv tmp/junk tmp/quotes.txt
$ ls tmp
quotes.txt
$ mv tmp/quotes.txt .
$
```

```
$ pwd
/users/vlad/tmp
$ mkdir tmp
$ nano tmp/junk
$ ls tmp
junk
$ mv tmp/junk tmp/quotes.txt
$ ls tmp
quotes.txt
$ mv tmp/quotes.txt . ← current working directory
$
```

```
$ pwd
```

```
/users/vlad/tmp
```

```
$ mkdir tmp
```

```
$ nano tmp/junk
```

```
$ ls tmp
```

```
junk
```

```
$ mv tmp/junk tmp/quotes.txt
```

```
$ ls tmp
```

```
quotes.txt
```

```
$ mv tmp/quotes.txt ← move /users/vlad/tmp/quotes.txt  
$ to /users/vlad/quotes.txt
```

```
$ pwd
/users/vlad/tmp
$ mkdir tmp
$ nano tmp/junk
$ ls tmp
junk
$ mv tmp/junk tmp/quotes.txt
$ ls tmp
quotes.txt
$ mv tmp/quotes.txt .
$ ls tmp ← nothing left in tmp
$
```

```
$ pwd
/users/vlad/tmp
$ mkdir tmp
$ nano tmp/junk
$ ls tmp
junk
$ mv tmp/junk tmp/quotes.txt
$ ls tmp
quotes.txt
$ mv tmp/quotes.txt .
$ ls tmp
$ ls quotes.txt ← quotes.txt now in this directory
quotes.txt
```




```
$ pwd
/users/vlad/tmp
$ mkdir tmp
$ nano tmp/junk
$ ls tmp
junk
$ mv tmp/junk tmp/quotes.txt
$ ls tmp
quotes.txt
$ mv tmp/quotes.txt .
$ ls tmp
$ ls quotes.txt
```

ls with a file or directory argument  
lists that file or directory

```
$ cp quotes.txt tmp/quotations.txt
```

```
$
```

copy a file



```
$ cp quotes.txt tmp/quotations.txt
$ ls quotes.txt tmp/quotations.txt
quotes.txt    tmp/quotations.txt
$
```

```
$ cp quotes.txt tmp/quotations.txt
$ ls quotes.txt tmp/quotations.txt
quotes.txt    tmp/quotations.txt
$ rm quotes.txt
$
```

```
$ cp quotes.txt tmp/quotations.txt
```

```
$ ls quotes.txt tmp/quotations.txt
```

```
quotes.txt    tmp/quotations.txt
```

```
$ rm quotes.txt
```

```
$ ls quotes.txt tmp/quotations.txt
```

```
ls: cannot access quotes.txt: No such file or directory
```

```
tmp/quotations.txt
```

```
$
```

```
$ cp quotes.txt tmp/quotations.txt
```

```
$ ls quotes.txt tmp/quotations.txt
```

```
quotes.txt    tmp/quotations.txt
```

```
$ rm quotes.txt
```

```
$ ls quotes.txt tmp/quotations.txt
```

```
ls: cannot access quotes.txt: No such file or directory
```

```
tmp/quotations.txt
```

```
$ cp tmp/quotations.txt .
```

```
$ ls quotations.txt
```

```
quotations.txt
```

```
$
```

```
$ cp quotes.txt tmp/quotations.txt
```

```
$ ls quotes.txt tmp/quotations.txt
```

```
quotes.txt    tmp/quotations.txt
```

```
$ rm quotes.txt
```

```
$ ls quotes.txt tmp/quotations.txt
```

```
ls: cannot access quotes.txt: No such file or directory
```

```
tmp/quotations.txt
```

```
$ cp tmp/quotations.txt .
```

```
$ ls quotations.txt
```

```
quotations.txt
```

```
$
```

this is a directory, so the copy has the same name as the original file

<code>pwd</code>	print working directory
<code>cd</code>	change working directory
<code>ls</code>	listing
<code>.</code>	current directory
<code>..</code>	parent directory
<code>mkdir</code>	make a directory
<code>nano</code>	text editor
<code>rm</code>	remove (delete) a file
<code>rmdir</code>	remove (delete) a directory
<code>mv</code>	move (rename) a file or directory
<code>cp</code>	copy a file





created by

Greg Wilson

August 2010



Copyright © Software Carpentry 2010

This work is licensed under the Creative Commons Attribution License

See <http://software-carpentry.org/license.html> for more information.