



STUDENTS FEEDBACK

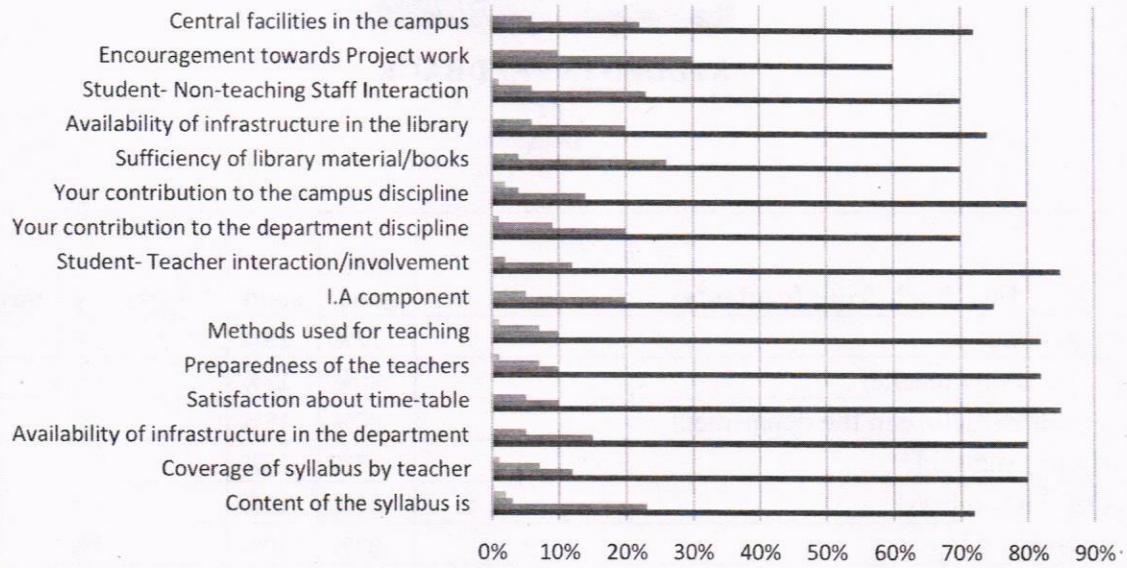
2017

MBA

Feedback from Students	very good	good	satisfactory	unsatisfactory
Content of the syllabus is	72%	23%	3%	2%
Coverage of syllabus by teacher	80%	12%	7%	1%
Availability of infrastructure in the department	80%	15%	5%	0%
Satisfaction about time-table	85%	10%	5%	0%
Preparedness of the teachers	82%	10%	7%	1%
Methods used for teaching	82%	10%	7%	1%
I.A component	75%	20%	5%	0%
Student- Teacher interaction/involvement	85%	12%	2%	0%
Your contribution to the department discipline	70%	20%	9%	1%
Your contribution to the campus discipline	80%	14%	4%	2%
Sufficiency of library material/books	70%	26%	4%	0%
Availability of infrastructure in the library	74%	20%	6%	0%
Student- Non-teaching Staff Interaction	70%	23%	6%	1%
Encouragement towards Project work	60%	30%	10%	0%
Central facilities in the campus	72%	22%	6%	0%


REGISTRAR
SRINIVAS UNIVERSITY
MANGALORE

Chart Title



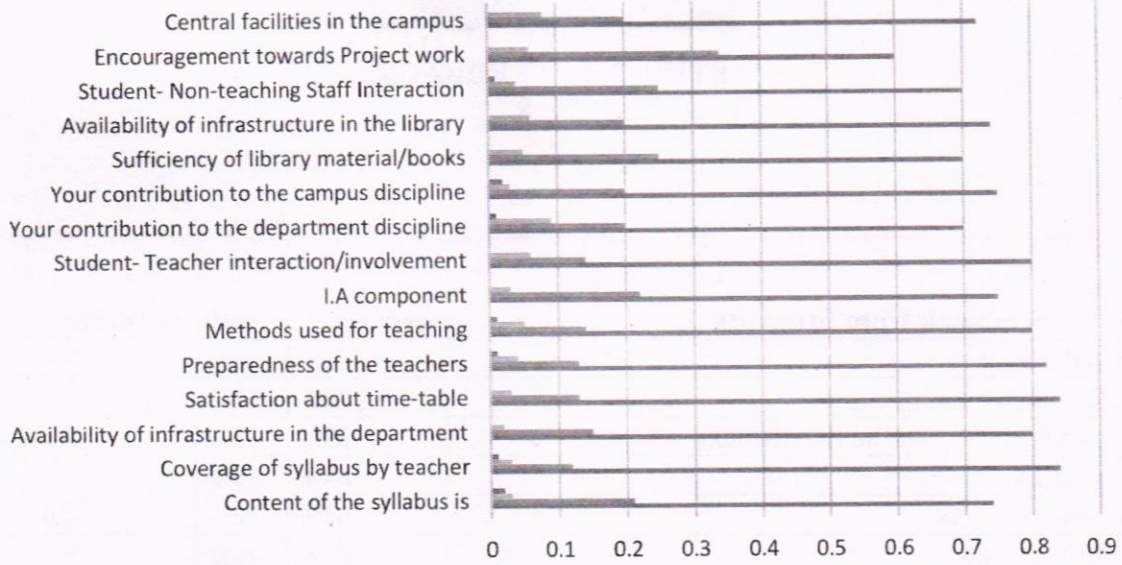


STUDENTS FEEDBACK
2018
MBA

Feedback from Students	very good	good	satisfactory	unsatisfactory
Content of the syllabus is	74%	21%	3%	2%
Coverage of syllabus by teacher	84%	12%	3%	1%
Availability of infrastructure in the department	80%	15%	2%	0%
Satisfaction about time-table	84%	13%	3%	0%
Preparedness of the teachers	82%	13%	4%	1%
Methods used for teaching	80%	14%	5%	1%
I.A component	75%	22%	3%	0%
Student- Teacher interaction/involvement	80%	14%	6%	0%
Your contribution to the department discipline	70%	20%	9%	1%
Your contribution to the campus discipline	75%	20%	3%	2%
Sufficiency of library material/books	70%	25%	5%	0%
Availability of infrastructure in the library	74%	20%	6%	0%
Student- Non-teaching Staff Interaction	70%	25%	4%	1%
Encouragement towards Project work	60%	34%	6%	0%
Central facilities in the campus	72%	20%	8%	0%


REGISTRAR
SRINIVAS UNIVERSITY
MANGALORE

Chart Title



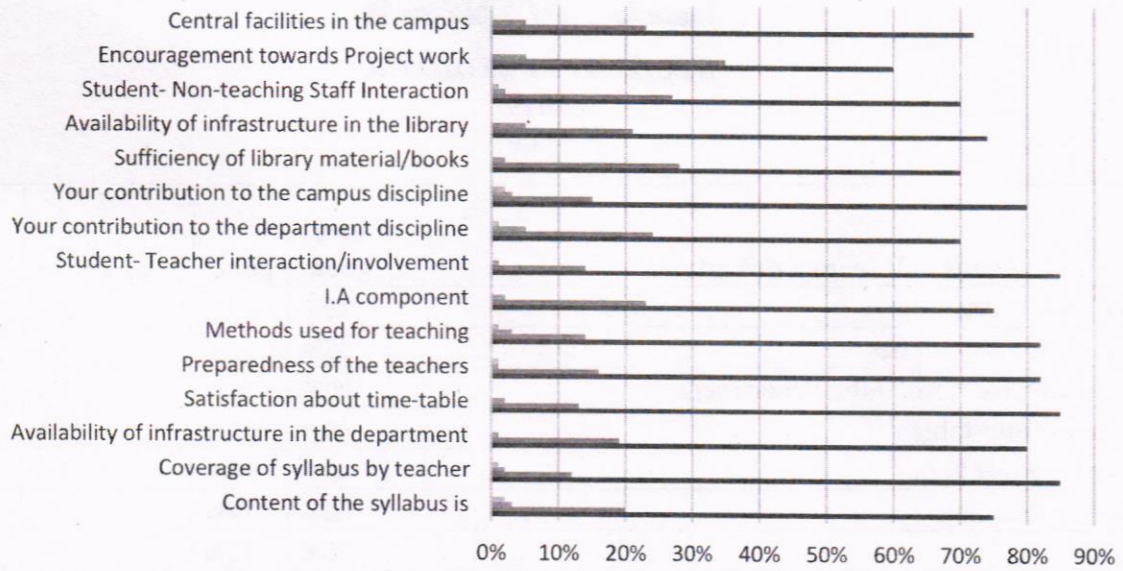


STUDENTS FEEDBACK
2019
MBA

Feedback from Students -	very good	good	satisfactory	unsatisfactory
Content of the syllabus is	75%	20%	3%	2%
Coverage of syllabus by teacher	85%	12%	2%	1%
Availability of infrastructure in the department	80%	19%	1%	0%
Satisfaction about time-table	85%	13%	2%	0%
Preparedness of the teachers	82%	16%	1%	1%
Methods used for teaching	82%	14%	3%	1%
I.A component	75%	23%	2%	0%
Student- Teacher interaction/involvement	85%	14%	1%	0%
Your contribution to the department discipline	70%	24%	5%	1%
Your contribution to the campus discipline	80%	15%	3%	2%
Sufficiency of library material/books	70%	28%	2%	0%
Availability of infrastructure in the library	74%	21%	5%	0%
Student- Non-teaching Staff Interaction	70%	27%	2%	1%
Encouragement towards Project work	60%	35%	5%	0%
Central facilities in the campus	72%	23%	5%	0%


REGISTRAR
SRINIVAS UNIVERSITY
MANGALORE

Chart Title





STUDENTS FEEDBACK

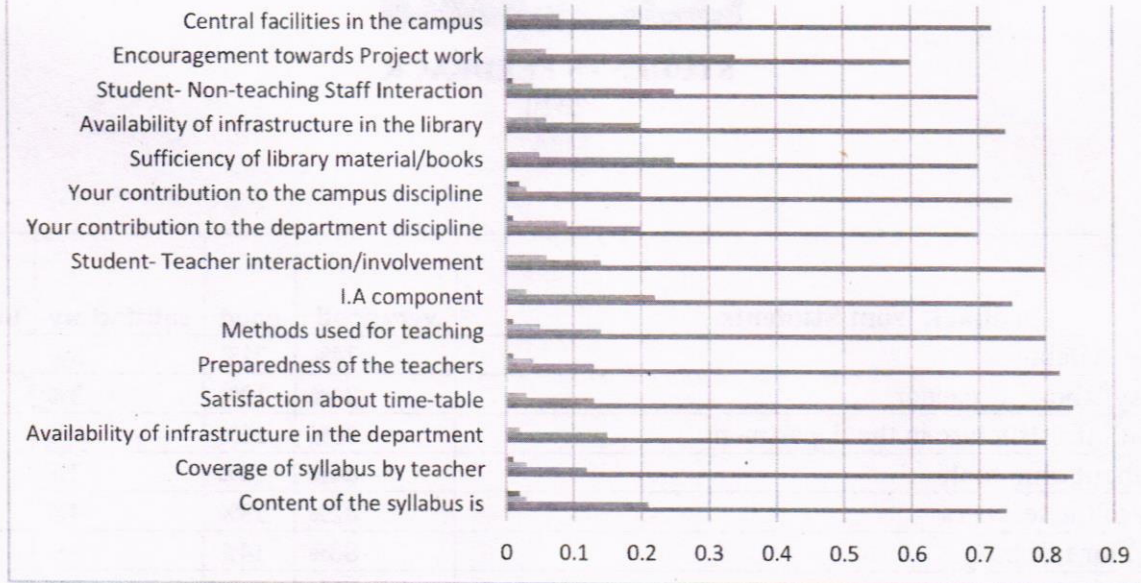
2020

MBA

Feedback from Students	very good	good	satisfactory	unsatisfactory
Content of the syllabus is	74%	21%	3%	2%
Coverage of syllabus by teacher	84%	12%	3%	1%
Availability of infrastructure in the department	80%	15%	2%	0%
Satisfaction about time-table	84%	13%	3%	0%
Preparedness of the teachers	82%	13%	4%	1%
Methods used for teaching	80%	14%	5%	1%
I.A component	75%	22%	3%	0%
Student- Teacher interaction/involvement	80%	14%	6%	0%
Your contribution to the department discipline	70%	20%	9%	1%
Your contribution to the campus discipline	75%	20%	3%	2%
Sufficiency of library material/books	70%	25%	5%	0%
Availability of infrastructure in the library	74%	20%	6%	0%
Student- Non-teaching Staff Interaction	70%	25%	4%	1%
Encouragement towards Project work	60%	34%	6%	0%
Central facilities in the campus	72%	20%	8%	0%


REGISTRAR
SRINIVAS UNIVERSITY
MANGALORE

Chart Title



[Faint signature and stamp]
SHRI...
...

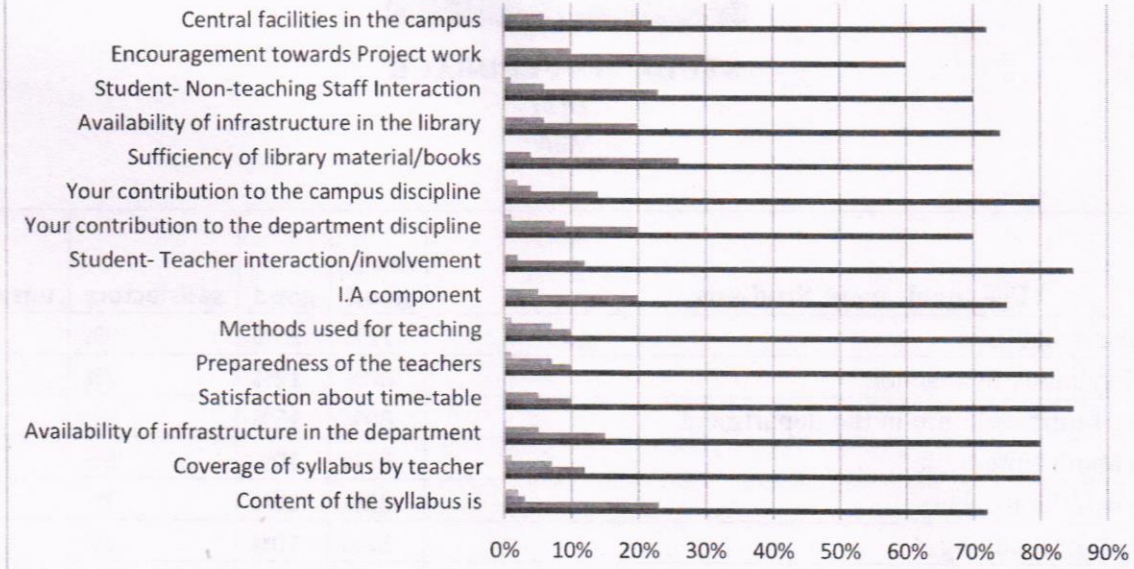


STUDENTS FEEDBACK
2021
MBA

Feedback from Students	very good	good	satisfactory	unsatisfactory
Content of the syllabus is	72%	23%	3%	2%
Coverage of syllabus by teacher	80%	12%	7%	1%
Availability of infrastructure in the department	80%	15%	5%	0%
Satisfaction about time-table	85%	10%	5%	0%
Preparedness of the teachers	82%	10%	7%	1%
Methods used for teaching	82%	10%	7%	1%
I.A component	75%	20%	5%	0%
Student- Teacher interaction/involvement	85%	12%	2%	0%
Your contribution to the department discipline	70%	20%	9%	1%
Your contribution to the campus discipline	80%	14%	4%	2%
Sufficiency of library material/books	70%	26%	4%	0%
Availability of infrastructure in the library	74%	20%	6%	0%
Student- Non-teaching Staff Interaction	70%	23%	6%	1%
Encouragement towards Project work	60%	30%	10%	0%
Central facilities in the campus	72%	22%	6%	0%


REGISTRAR
SRINIVAS UNIVERSITY
MANGALORE

Chart Title



SRINIVASA
RANGARAO
UNIVERSITY

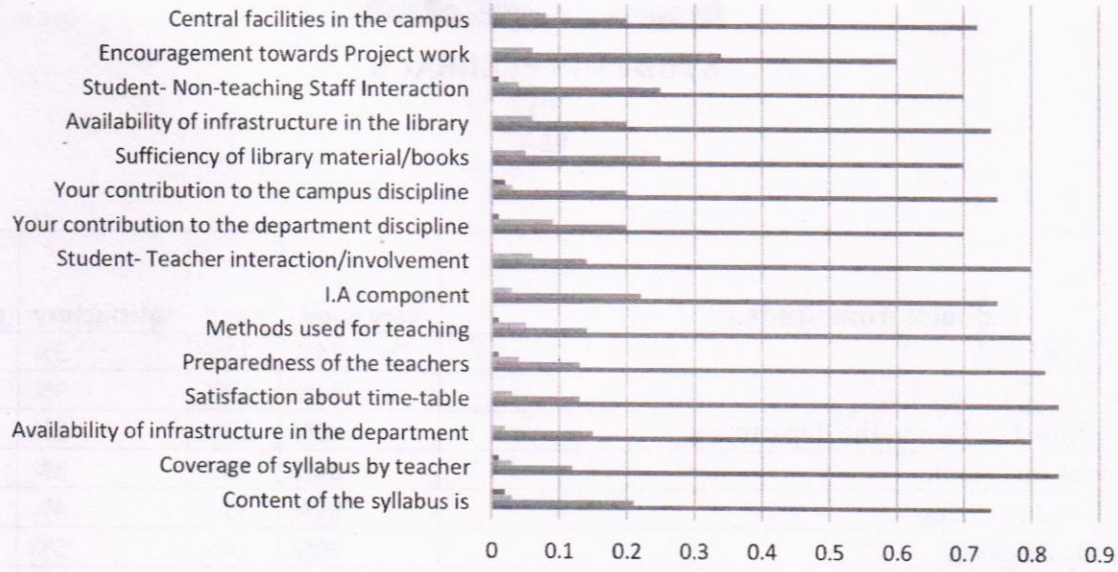


STUDENTS FEEDBACK
2017
BBA

Feedback from Students	very good	good	satisfactory	unsatisfactory
Content of the syllabus is	74%	21%	3%	2%
Coverage of syllabus by teacher	84%	12%	3%	1%
Availability of infrastructure in the department	80%	15%	2%	0%
Satisfaction about time-table	84%	13%	3%	0%
Preparedness of the teachers	82%	13%	4%	1%
Methods used for teaching	80%	14%	5%	1%
I.A component	75%	22%	3%	0%
Student- Teacher interaction/involvement	80%	14%	6%	0%
Your contribution to the department discipline	70%	20%	9%	1%
Your contribution to the campus discipline	75%	20%	3%	2%
Sufficiency of library material/books	70%	25%	5%	0%
Availability of infrastructure in the library	74%	20%	6%	0%
Student- Non-teaching Staff Interaction	70%	25%	4%	1%
Encouragement towards Project work	60%	34%	6%	0%
Central facilities in the campus	72%	20%	8%	0%


REGISTRAR
SRINIVAS UNIVERSITY
MANGALORE

Chart Title



[Faint, illegible text and stamp]

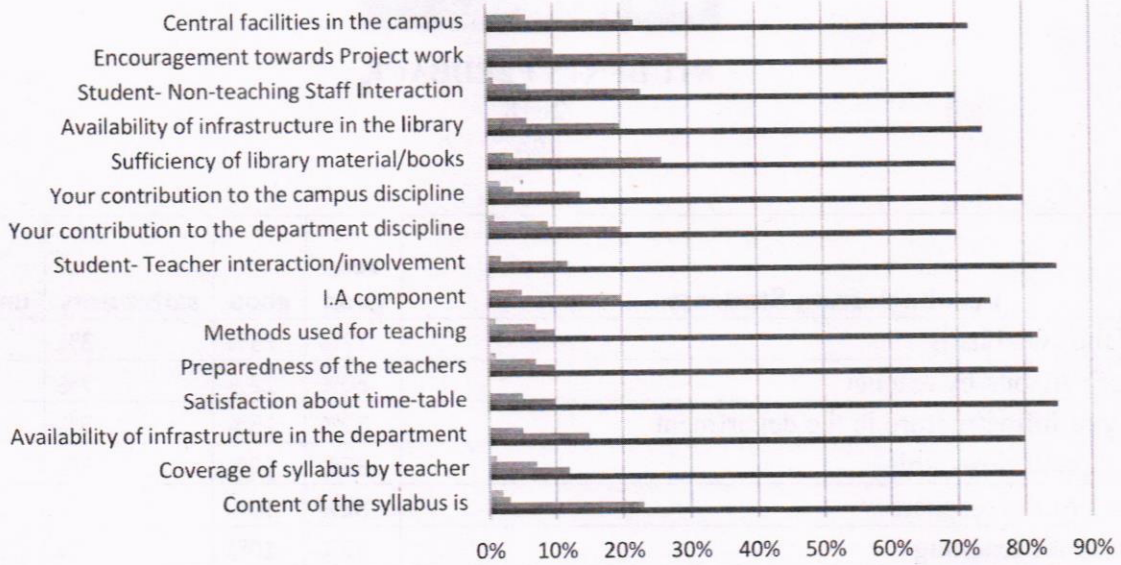


STUDENTS FEEDBACK
2018
BBA

Feedback from Students	very good	good	satisfactory	unsatisfactory
Content of the syllabus is	72%	23%	3%	2%
Coverage of syllabus by teacher	80%	12%	7%	1%
Availability of infrastructure in the department	80%	15%	5%	0%
Satisfaction about time-table	85%	10%	5%	0%
Preparedness of the teachers	82%	10%	7%	1%
Methods used for teaching	82%	10%	7%	1%
I.A component	75%	20%	5%	0%
Student- Teacher interaction/involvement	85%	12%	2%	0%
Your contribution to the department discipline	70%	20%	9%	1%
Your contribution to the campus discipline	80%	14%	4%	2%
Sufficiency of library material/books	70%	26%	4%	0%
Availability of infrastructure in the library	74%	20%	6%	0%
Student- Non-teaching Staff Interaction	70%	23%	6%	1%
Encouragement towards Project work	60%	30%	10%	0%
Central facilities in the campus	72%	22%	6%	0%


REGISTRAR
SRINIVAS UNIVERSITY,
MANGALORE

Chart Title





STUDENTS FEEDBACK

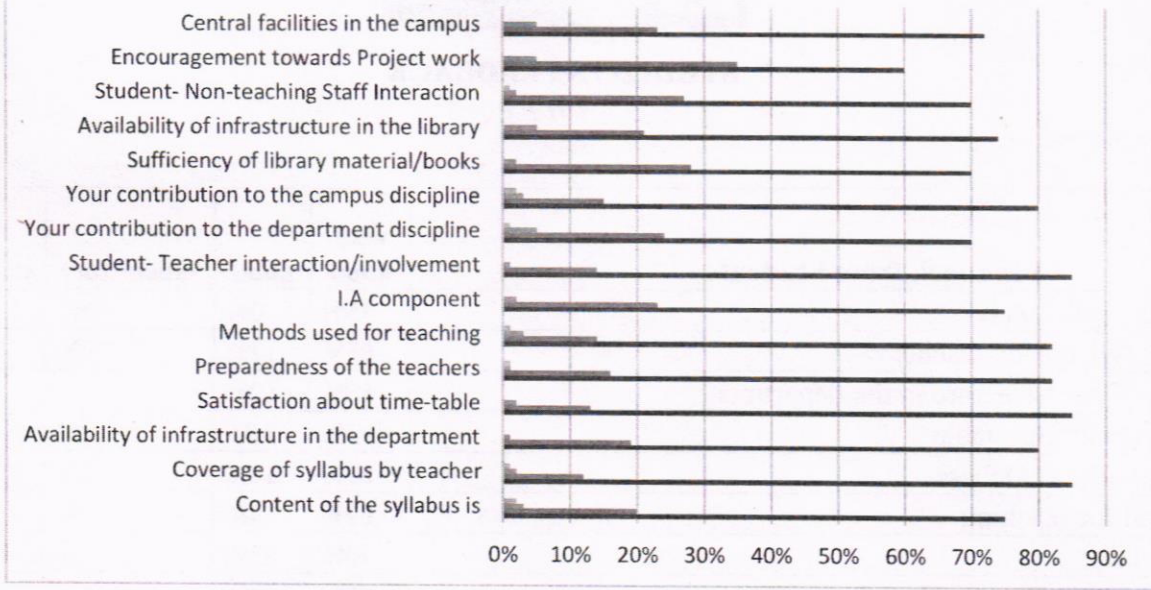
2019

BBA

Feedback from Students -	very good	good	satisfactory	unsatisfactory
Content of the syllabus is	75%	20%	3%	2%
Coverage of syllabus by teacher	85%	12%	2%	1%
Availability of infrastructure in the department	80%	19%	1%	0%
Satisfaction about time-table	85%	13%	2%	0%
Preparedness of the teachers	82%	16%	1%	1%
Methods used for teaching	82%	14%	3%	1%
I.A component	75%	23%	2%	0%
Student- Teacher interaction/involvement	85%	14%	1%	0%
Your contribution to the department discipline	70%	24%	5%	1%
Your contribution to the campus discipline	80%	15%	3%	2%
Sufficiency of library material/books	70%	28%	2%	0%
Availability of infrastructure in the library	74%	21%	5%	0%
Student- Non-teaching Staff Interaction	70%	27%	2%	1%
Encouragement towards Project work	60%	35%	5%	0%
Central facilities in the campus	72%	23%	5%	0%


REGISTRAR
SRINIVAS UNIVERSITY,
MANGALORE

Chart Title



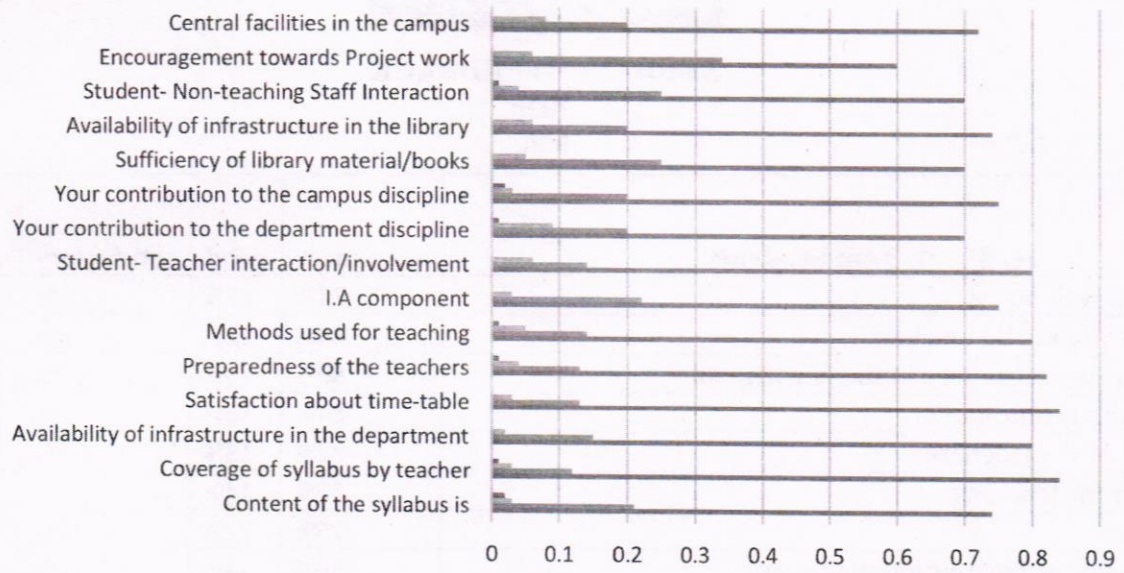


STUDENTS FEEDBACK
2020
BBA

Feedback from Students	very good	good	satisfactory	unsatisfactory
Content of the syllabus is	74%	21%	3%	2%
Coverage of syllabus by teacher	84%	12%	3%	1%
Availability of infrastructure in the department	80%	15%	2%	0%
Satisfaction about time-table	84%	13%	3%	0%
Preparedness of the teachers	82%	13%	4%	1%
Methods used for teaching	80%	14%	5%	1%
I.A component	75%	22%	3%	0%
Student- Teacher interaction/involvement	80%	14%	6%	0%
Your contribution to the department discipline	70%	20%	9%	1%
Your contribution to the campus discipline	75%	20%	3%	2%
Sufficiency of library material/books	70%	25%	5%	0%
Availability of infrastructure in the library	74%	20%	6%	0%
Student- Non-teaching Staff Interaction	70%	25%	4%	1%
Encouragement towards Project work	60%	34%	6%	0%
Central facilities in the campus	72%	20%	8%	0%


REGISTRAR
SRINIVAS UNIVERSITY,
MANGALORE

Chart Title





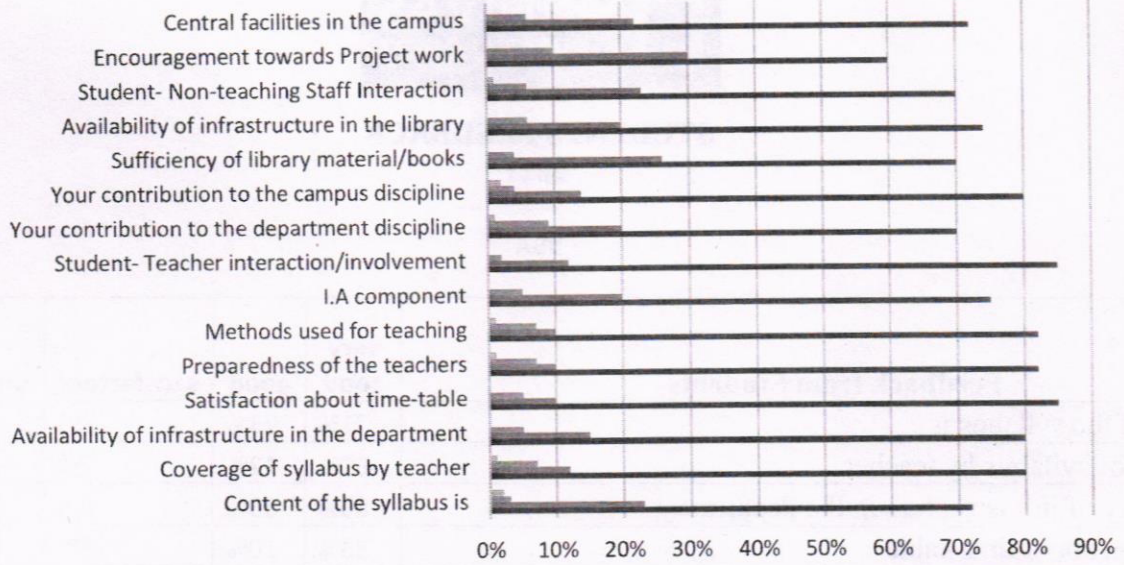
**STUDENTS FEEDBACK
2021**

BBA

Feedback from Students	very good	good	satisfactory	unsatisfactory
Content of the syllabus is	72%	23%	3%	2%
Coverage of syllabus by teacher	80%	12%	7%	1%
Availability of infrastructure in the department	80%	15%	5%	0%
Satisfaction about time-table	85%	10%	5%	0%
Preparedness of the teachers	82%	10%	7%	1%
Methods used for teaching	82%	10%	7%	1%
I.A component	75%	20%	5%	0%
Student- Teacher interaction/involvement	85%	12%	2%	0%
Your contribution to the department discipline	70%	20%	9%	1%
Your contribution to the campus discipline	80%	14%	4%	2%
Sufficiency of library material/books	70%	26%	4%	0%
Availability of infrastructure in the library	74%	20%	6%	0%
Student- Non-teaching Staff Interaction	70%	23%	6%	1%
Encouragement towards Project work	60%	30%	10%	0%
Central facilities in the campus	72%	22%	6%	0%


REGISTRAR
SRINIVAS UNIVERSITY
MANGALORE

Chart Title



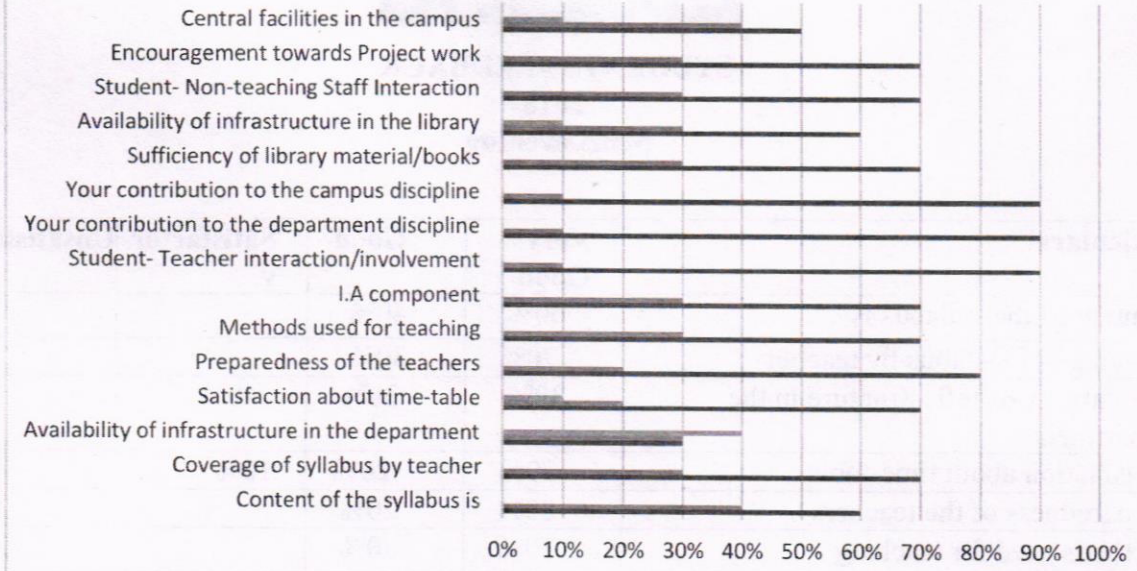


**STUDENTS FEEDBACK
2018
MBA evening**

Sl. No	Particulars	Very Good	Good	Satisfactory	Unsatisfactory
1	Content of the syllabus is	60%	40%		
2	Coverage of syllabus by teacher	70%	30%		
3	Availability of infrastructure in the department	30%	30%	40%	
4	Satisfaction about time-table	70%	20%	10%	
5	Preparedness of the teachers	80%	20%		
6	Methods used for teaching	70%	30%		
7	I.A component	70%	30%		
8	Student- Teacher interaction/involvement	90%	10%		
9	Your contribution to the department discipline	90%	10%		
10	Your contribution to the campus discipline	90%	10%		
11	Sufficiency of library material/books	70%	30%		
12	Availability of infrastructure in the library	60%	30%	10%	
13	Student- Non-teaching Staff Interaction	70%	30%		
14	Encouragement towards Project work	70%	30%		
15	Central facilities in the campus	50%	40%	10%	


REGISTRAR
SRINIVAS UNIVERSITY
MANGALORE

Chart Title





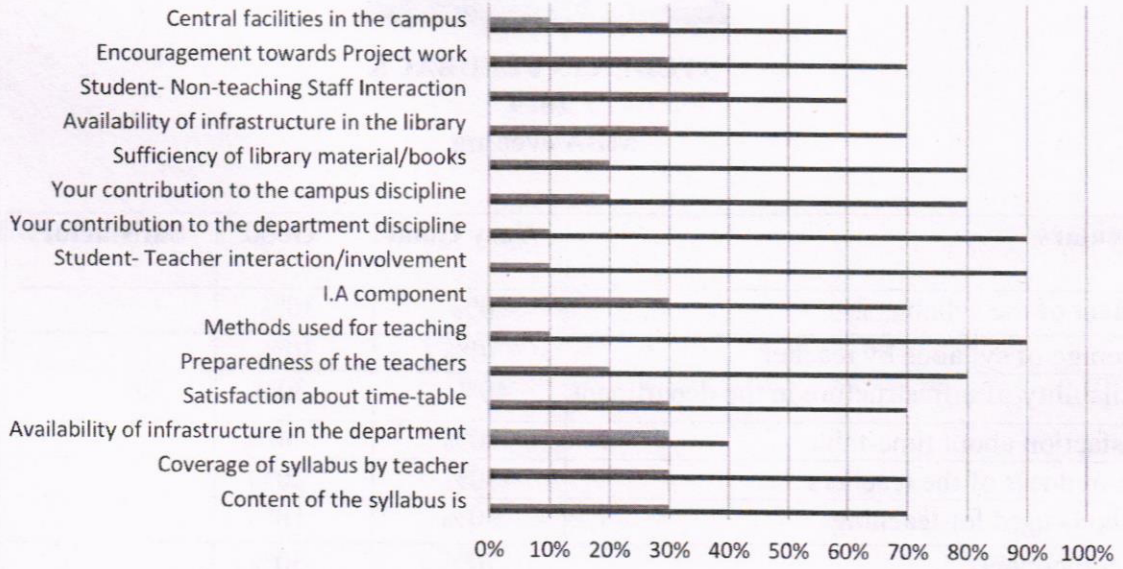
**STUDENTS FEEDBACK
2019
MBA evening**

Sl. No	Particulars	Very Good	Good	Satisfactory	Unsatisfactory
1	Content of the syllabus is	70%	30%		
2	Coverage of syllabus by teacher	70%	30%		
3	Availability of infrastructure in the department	40%	30%	30%	
4	Satisfaction about time-table	70%	30%		
5	Preparedness of the teachers	80%	20%		
6	Methods used for teaching	90%	10%		
7	I.A component	70%	30%		
8	Student- Teacher interaction/involvement	90%	10%		
9	Your contribution to the department discipline	90%	10%		
10	Your contribution to the campus discipline	80%	20%		
11	Sufficiency of library material/books	80%	20%		
12	Availability of infrastructure in the library	70%	30%		
13	Student- Non-teaching Staff Interaction	60%	40%		
14	Encouragement towards Project work	70%	30%		
15	Central facilities in the campus	60%	30%	10%	

A handwritten signature in purple ink, appearing to be 'A. Srinivas', written over a horizontal line.

**REGISTRAR
SRINIVAS UNIVERSITY
MANGALORE**

Chart Title



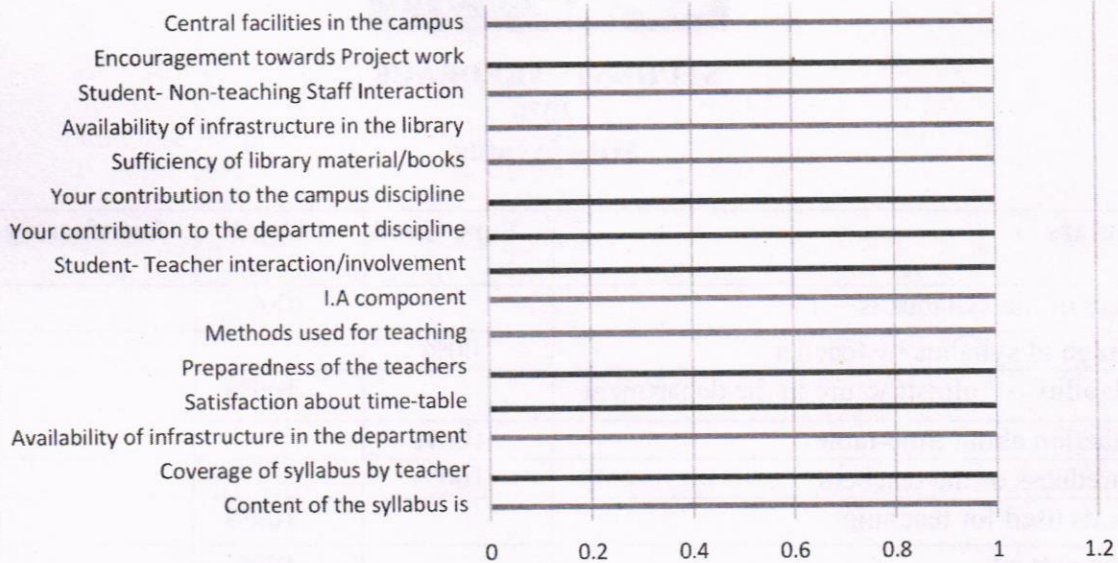


**STUDENTS FEEDBACK
2020
MBA evening**

Sl. No	Particulars	Very Good	Good	Satisfactory	Unsatisfactory
1	Content of the syllabus is		100%		
2	Coverage of syllabus by teacher	100%			
3	Availability of infrastructure in the department		100%		
4	Satisfaction about time-table	100%			
5	Preparedness of the teachers	100%			
6	Methods used for teaching		100%		
7	I.A component		100%		
8	Student- Teacher interaction/involvement	100%			
9	Your contribution to the department discipline	100%			
10	Your contribution to the campus discipline	100%			
11	Sufficiency of library material/books		100%		
12	Availability of infrastructure in the library		100%		
13	Student- Non-teaching Staff Interaction		100%		
14	Encouragement towards Project work	100%			
15	Central facilities in the campus		100%		


REGISTRAR
SRINIVAS UNIVERSITY
MANGALORE

Chart Title



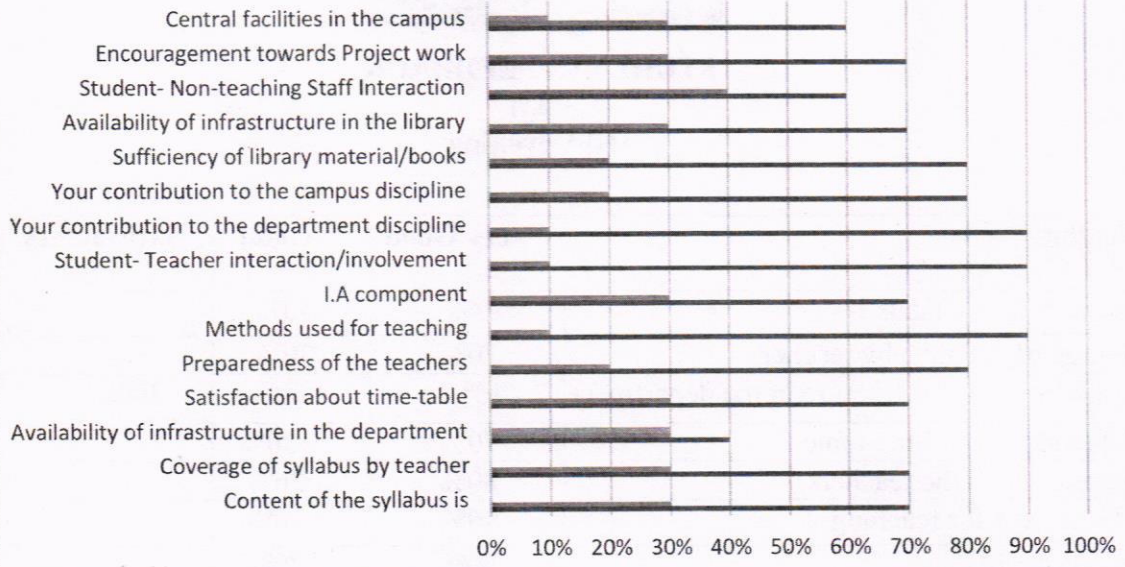


**STUDENTS FEEDBACK
2021
MBA evening**

Sl. No	Particulars	Very Good	Good	Satisfactory	Unsatisfactory
1	Content of the syllabus is	70%	30%		
2	Coverage of syllabus by teacher	70%	30%		
3	Availability of infrastructure in the department	40%	30%	30%	
4	Satisfaction about time-table	70%	30%		
5	Preparedness of the teachers	80%	20%		
6	Methods used for teaching	90%	10%		
7	I.A component	70%	30%		
8	Student- Teacher interaction/involvement	90%	10%		
9	Your contribution to the department discipline	90%	10%		
10	Your contribution to the campus discipline	80%	20%		
11	Sufficiency of library material/books	80%	20%		
12	Availability of infrastructure in the library	70%	30%		
13	Student- Non-teaching Staff Interaction	60%	40%		
14	Encouragement towards Project work	70%	30%		
15	Central facilities in the campus	60%	30%	10%	


REGISTRAR
SRINIVAS UNIVERSITY
MANGALORE

Chart Title



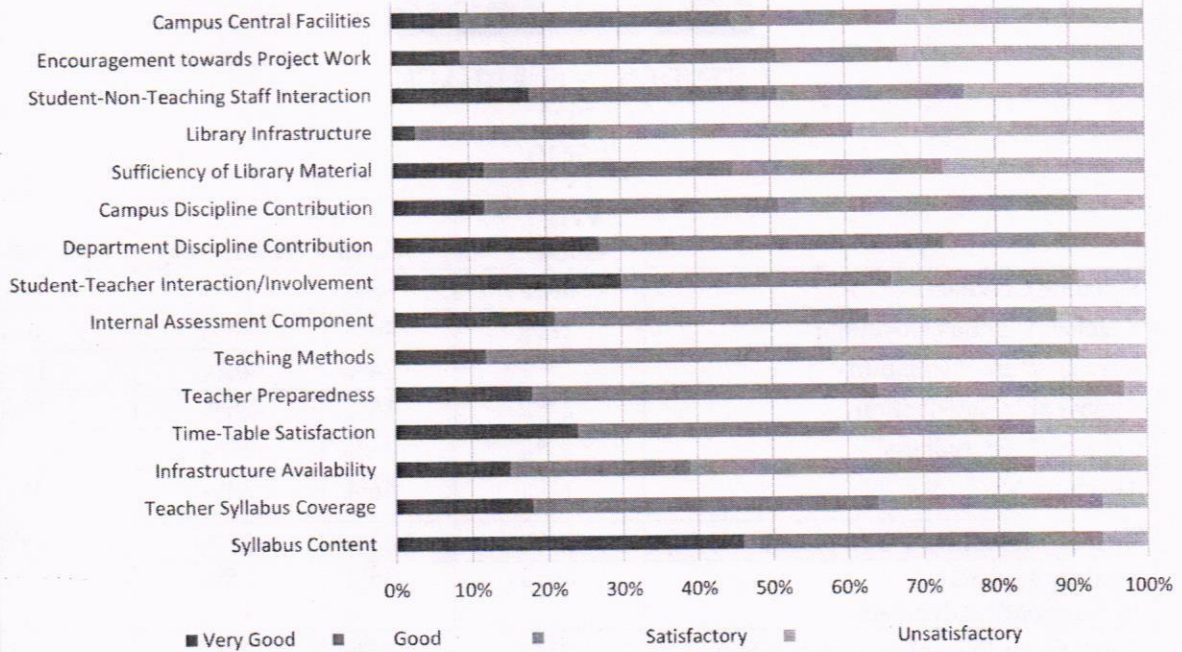


**STUDENTS FEEDBACK
2021
B.Sc ID**

	Very Good	Good	Satisfactory	Unsatisfactory
Syllabus Content	46%	38%	10%	6%
Teacher Syllabus Coverage	18%	46%	30%	6%
Infrastructure Availability	15%	24%	46%	15%
Time-Table Satisfaction	24%	35%	26%	15%
Teacher Preparedness	18%	46%	33%	3%
Teaching Methods	12%	46%	33%	9%
Internal Assessment Component	21%	42%	25%	12%
Student-Teacher Interaction/Involvement	30%	36%	25%	9%
Department Discipline Contribution	27%	46%	27%	0%
Campus Discipline Contribution	12%	39%	40%	9%
Sufficiency of Library Material	12%	33%	28%	27%
Library Infrastructure	3%	23%	35%	39%
Student-Non-Teaching Staff Interaction	18%	33%	25%	24%
Encouragement towards Project Work	9%	42%	16%	33%
Campus Central Facilities	9%	36%	22%	33%


REGISTRAR
SRINIVAS UNIVERSITY
MANGALORE

Student Feedback B.SC-ID 2021



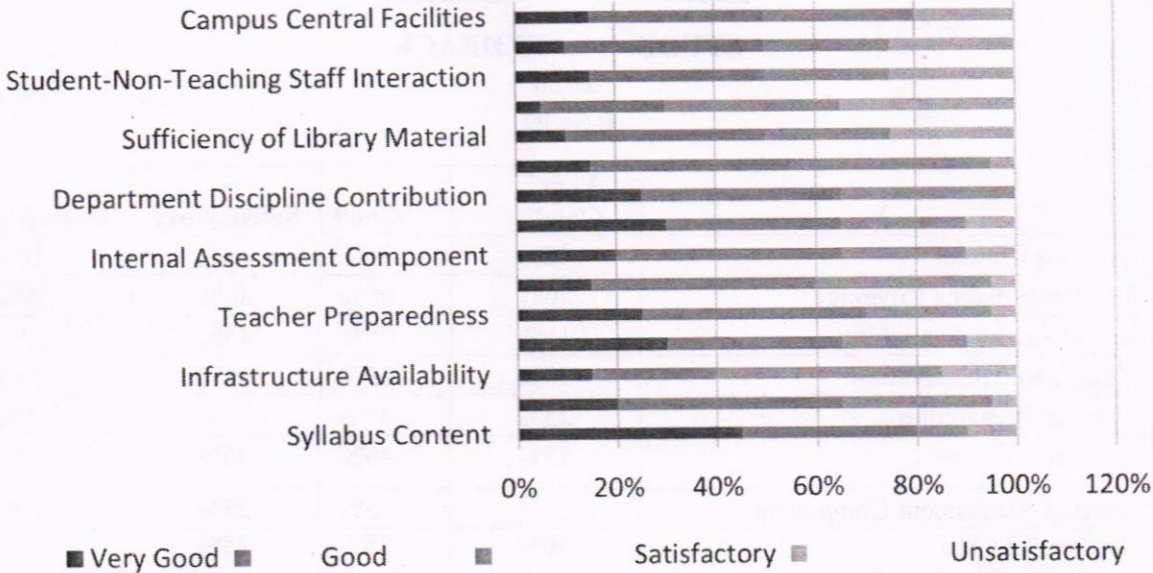


STUDENTS FEEDBACK
2020
B.Sc ID

	Very Good	Good	Satisfactory	Unsatisfactory
Syllabus Content	45%	35%	10%	10%
Teacher Syllabus Coverage	20%	45%	30%	5%
Infrastructure Availability	15%	25%	45%	15%
Time-Table Satisfaction	30%	35%	25%	10%
Teacher Preparedness	25%	45%	25%	5%
Teaching Methods	15%	45%	35%	5%
Internal Assessment Component	20%	45%	25%	10%
Student-Teacher Interaction/Involvement	30%	35%	25%	10%
Department Discipline Contribution	25%	40%	35%	0%
Campus Discipline Contribution	15%	40%	40%	5%
Sufficiency of Library Material	10%	40%	25%	25%
Library Infrastructure	5%	25%	35%	35%
Student-Non-Teaching Staff Interaction	15%	35%	25%	25%
Encouragement towards Project Work	10%	40%	25%	25%
Campus Central Facilities	15%	35%	30%	20%


REGISTRAR
SRINIVAS UNIVERSITY
MANGALORE

Chart Title



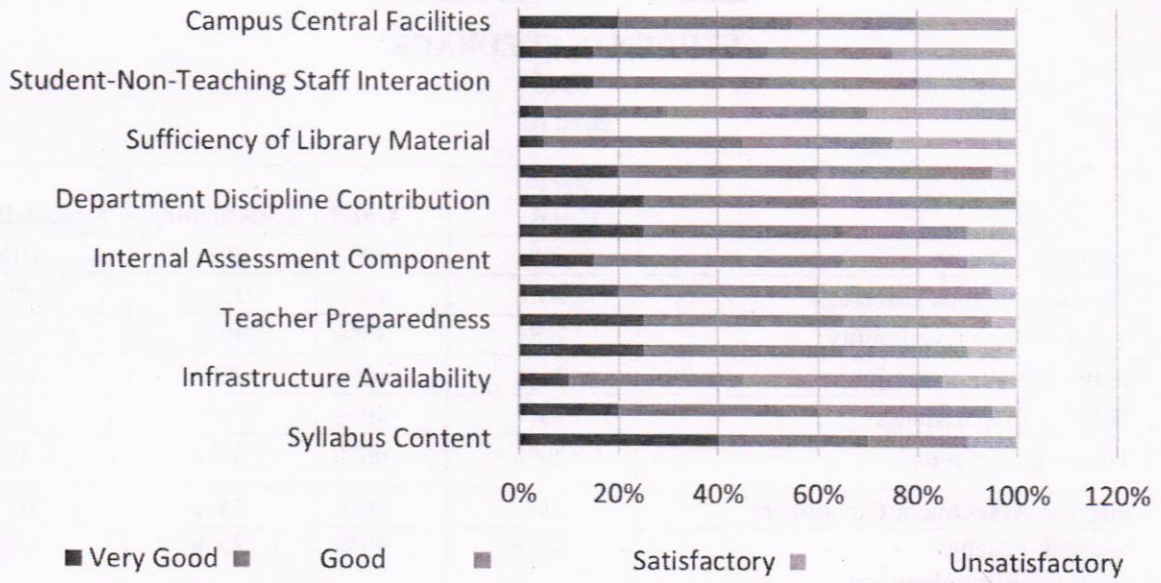


STUDENTS FEEDBACK
2019
B.Sc ID

	Very Good	Good	Satisfactory	Unsatisfactory
Syllabus Content	40%	30%	20%	10%
Teacher Syllabus Coverage	20%	40%	35%	5%
Infrastructure Availability	10%	35%	40%	15%
Time-Table Satisfaction	25%	40%	25%	10%
Teacher Preparedness	25%	40%	30%	5%
Teaching Methods	20%	40%	35%	5%
Internal Assessment Component	15%	50%	25%	10%
Student-Teacher Interaction/Involvement	25%	40%	25%	10%
Department Discipline Contribution	25%	35%	40%	0%
Campus Discipline Contribution	20%	40%	35%	5%
Sufficiency of Library Material	5%	40%	30%	25%
Library Infrastructure	5%	25%	40%	30%
Student-Non-Teaching Staff Interaction	15%	35%	30%	20%
Encouragement towards Project Work	15%	35%	25%	25%
Campus Central Facilities	20%	35%	25%	20%


REGISTRAR
SRINIVAS UNIVERSITY
MANGALURU

Student Feedback B.SC-ID





**STUDENTS FEEDBACK
2018
B.Sc ID**

Feedback Components	Very Good	Good	Satisfactory	Unsatisfactory
Syllabus content	46%	38%	10%	6%
Teacher Syllabus Coverage	18%	46%	30%	6%
Infrastructure Availability	15%	24%	46%	15%
Time-Table Satisfaction	24%	35%	26%	15%
Teacher Preparedness	18%	46%	33%	3%
Teaching Methods	12%	46%	33%	9%
Internal Assessment Component	21%	42%	25%	12%
Student- Teacher Interaction/Involvement	30%	36%	25%	9%
Department Discipline Contribution	27%	46%	27%	0%
Campus Discipline Contribution	12%	39%	40%	9%
Sufficiency of Library Material	12%	33%	28%	27%
Library Infrastructure	3%	23%	35%	39%
Student-Non-Teaching staff Interaction	18%	33%	25%	24%
Encouragement Towards Project Work	9%	42%	16%	33%
Campus Central Facilities	9%	36%	22%	33%


REGISTRAR
SRINIVAS UNIVERSITY
MANGALORE

STUDENT FEEDBACK





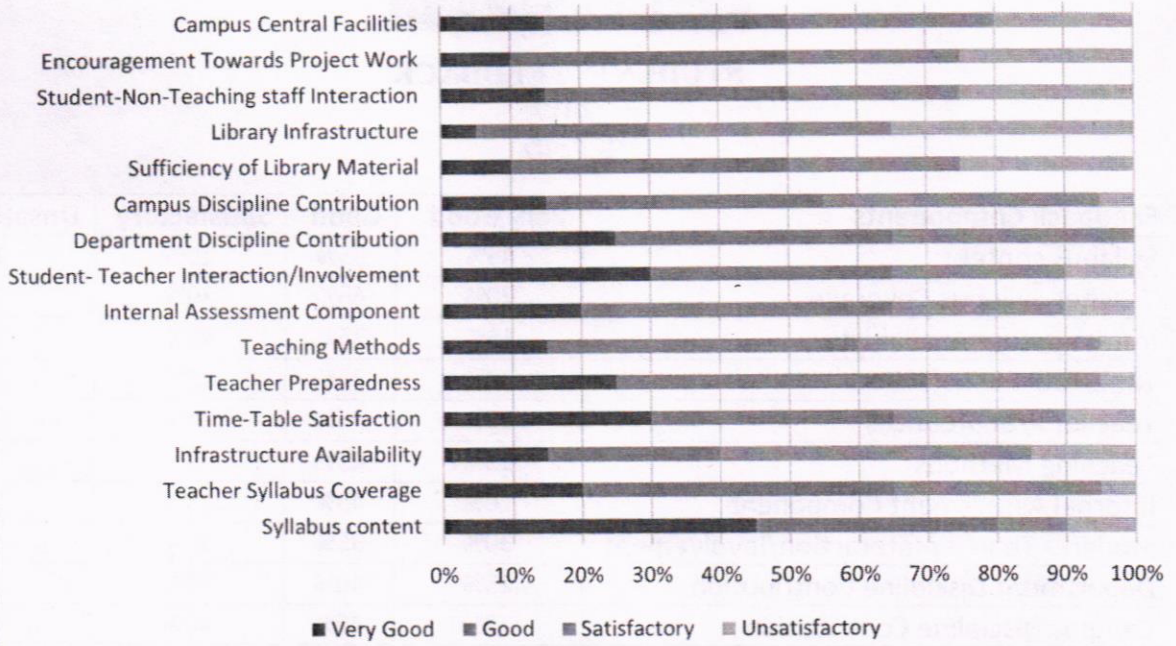
STUDENTS FEEDBACK
2017
B.Sc ID

Feedback Components	Very Good	Good	Satisfactory	Unsatisfactory
Syllabus content	45%	35%	10%	10%
Teacher Syllabus Coverage	20%	45%	30%	5%
Infrastructure Availability	15%	25%	45%	15%
Time-Table Satisfaction	30%	35%	25%	10%
Teacher Preparedness	25%	45%	25%	5%
Teaching Methods	15%	45%	35%	5%
Internal Assessment Component	20%	45%	25%	10%
Student- Teacher Interaction/Involvement	30%	35%	25%	10%
Department Discipline Contribution	25%	40%	35%	0%
Campus Discipline Contribution	15%	40%	40%	5%
Sufficiency of Library Material	10%	40%	25%	25%
Library Infrastructure	5%	25%	35%	35%
Student-Non-Teaching staff Interaction	15%	35%	25%	25%
Encouragement Towards Project Work	10%	40%	25%	25%
Campus Central Facilities	15%	35%	30%	20%

A handwritten signature in purple ink, appearing to be 'Srinivas', written over a horizontal line.

REGISTRAR
SRINIVAS UNIVERSITY,
MANGALORE

STUDENT FEEDBACK



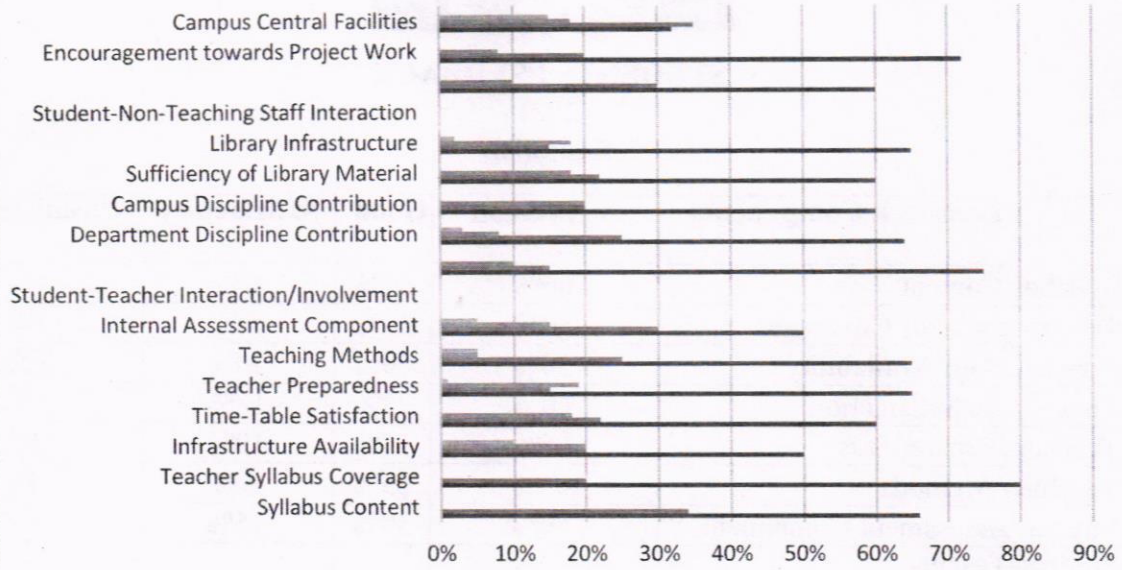


**STUDENTS FEEDBACK
2021
BCom(H)**

Feedback Components	Very Good	Good	Satisfactory	Unsatisfactory
Syllabus Content	66%	34%	0%	0%
Teacher Syllabus Coverage	80%	20%	0%	0%
Infrastructure Availability	50%	20%	20%	10%
Time-Table Satisfaction	60%	22%	18%	0%
Teacher Preparedness	65%	15%	19%	1%
Teaching Methods	65%	25%	5%	5%
Internal Assessment Component	50%	30%	15%	5%
Student-Teacher Interaction/Involvement	75%	15%	10%	0%
Department Discipline Contribution	64%	25%	8%	3%
Campus Discipline Contribution	60%	20%	20%	0%
Sufficiency of Library Material	60%	22%	18%	0%
Library Infrastructure	65%	15%	18%	2%
Student-Non-Teaching Staff Interaction	60%	30%	10%	0%
Encouragement towards Project Work	72%	20%	8%	0%
Campus Central Facilities	32%	35%	18%	15%


REGISTRAR
SRINIVAS UNIVERSITY
MANGALORE

Chart Title



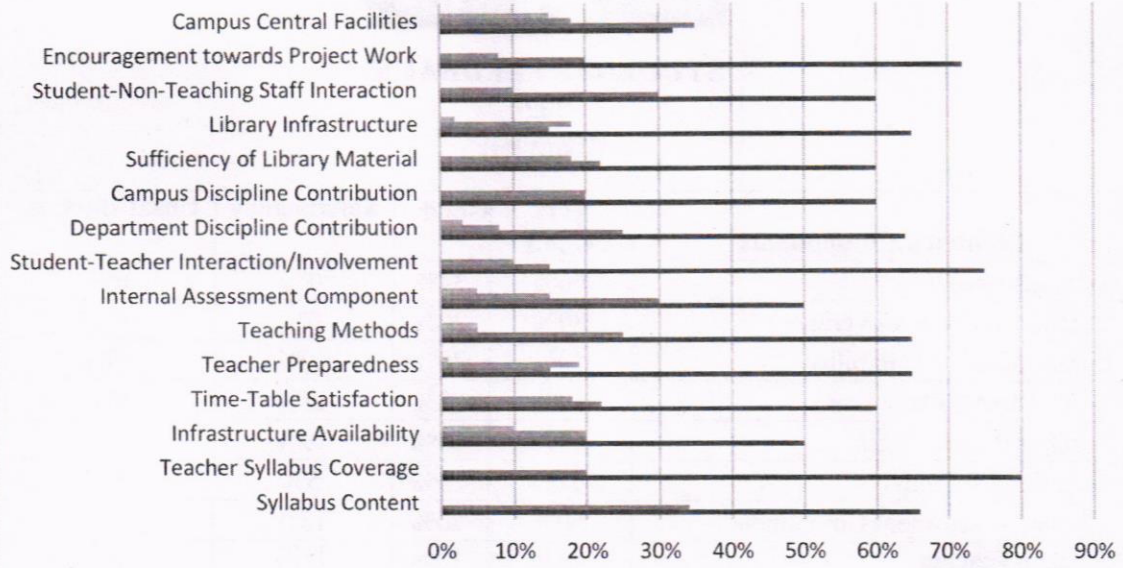


STUDENTS FEEDBACK
2020
BCom (H)

Feedback Components	Very Good	Good	Satisfactory	Unsatisfactory
Syllabus Content	66%	34%	0%	0%
Teacher Syllabus Coverage	80%	20%	0%	0%
Infrastructure Availability	50%	20%	20%	10%
Time-Table Satisfaction	60%	22%	18%	0%
Teacher Preparedness	65%	15%	19%	1%
Teaching Methods	65%	25%	5%	5%
Internal Assessment Component	50%	30%	15%	5%
Student-Teacher Interaction/Involvement	75%	15%	10%	0%
Department Discipline Contribution	64%	25%	8%	3%
Campus Discipline Contribution	60%	20%	20%	0%
Sufficiency of Library Material	60%	22%	18%	0%
Library Infrastructure	65%	15%	18%	2%
Student-Non-Teaching Staff Interaction	60%	30%	10%	0%
Encouragement towards Project Work	72%	20%	8%	0%
Campus Central Facilities	32%	35%	18%	15%


REGISTRAR
SRINIVAS UNIVERSITY
MANGALORE

Chart Title



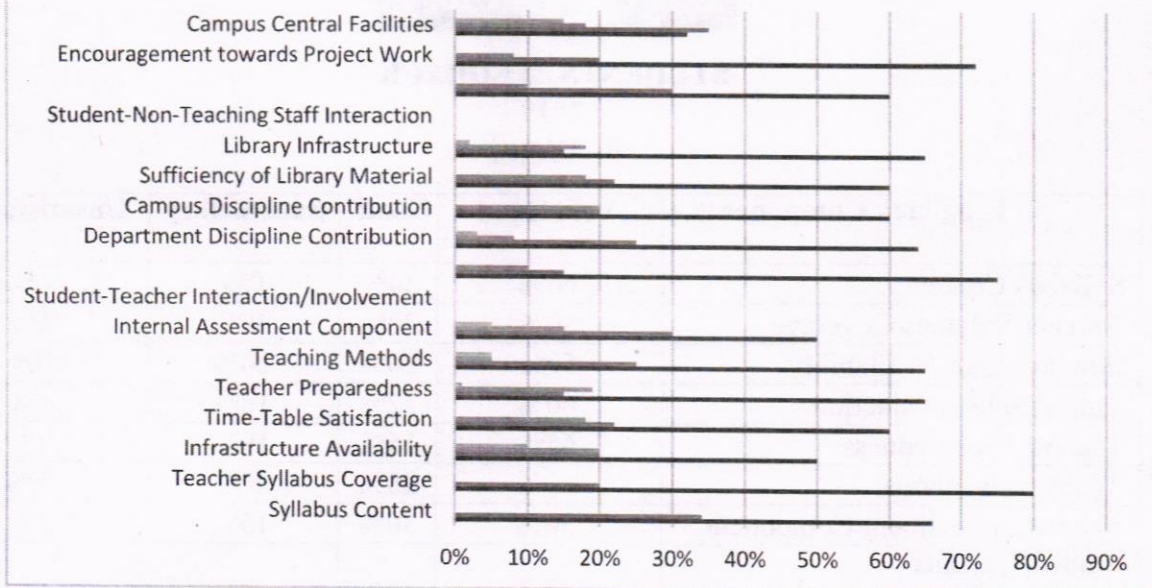


**STUDENTS FEEDBACK
2019
B.COM(H)**

Feedback Components	VeryGood	Good	Satisfactory	Unsatisfactory
Syllabus Content	66%	34%	0%	0%
Teacher Syllabus Coverage	80%	20%	0%	0%
Infrastructure Availability	50%	20%	20%	10%
Time-Table Satisfaction	60%	22%	18%	0%
Teacher Preparedness	65%	15%	19%	1%
Teaching Methods	65%	25%	5%	5%
Internal Assessment Component	50%	30%	15%	5%
Student-Teacher Interaction/Involvement	75%	15%	10%	0%
Department Discipline Contribution	64%	25%	8%	3%
Campus Discipline Contribution	60%	20%	20%	0%
Sufficiency of Library Material	60%	22%	18%	0%
Library Infrastructure	65%	15%	18%	2%
Student-Non-Teaching Staff Interaction	60%	30%	10%	0%
Encouragement towards Project Work	72%	20%	8%	0%
Campus Central Facilities	32%	35%	18%	15%


**REGISTRAR
SRINIVAS UNIVERSITY
MANGALORE**

Chart Title



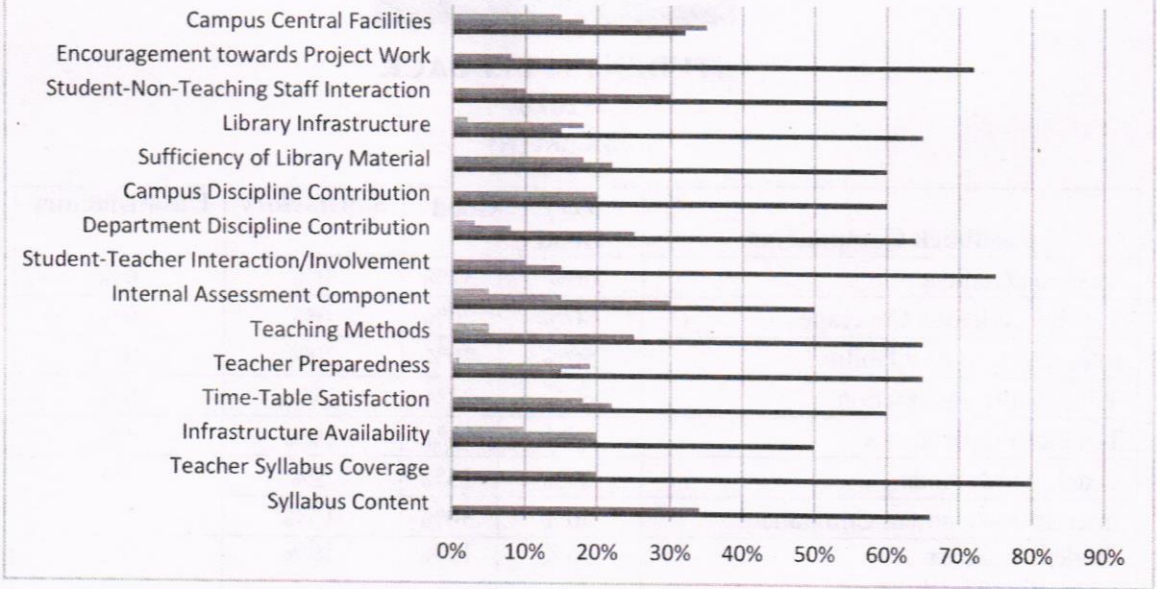


**STUDENTS FEEDBACK
2018
B.Com (H)**

Feedback Components	Very Good	Good	Satisfactory	Unsatisfactory
Syllabus Content	66%	34%	0%	0%
Teacher Syllabus Coverage	80%	20%	0%	0%
Infrastructure Availability	50%	20%	20%	10%
Time-Table Satisfaction	60%	22%	18%	0%
Teacher Preparedness	65%	15%	19%	1%
Teaching Methods	65%	25%	5%	5%
Internal Assessment Component	50%	30%	15%	5%
Student-Teacher Interaction/Involvement	75%	15%	10%	0%
Department Discipline Contribution	64%	25%	8%	3%
Campus Discipline Contribution	60%	20%	20%	0%
Sufficiency of Library Material	60%	22%	18%	0%
Library Infrastructure	65%	15%	18%	2%
Student-Non-Teaching Staff Interaction	60%	30%	10%	0%
Encouragement towards Project Work	72%	20%	8%	0%
Campus Central Facilities	32%	35%	18%	15%


REGISTRAR
SRINIVAS UNIVERSITY
MANGALURU

Chart Title



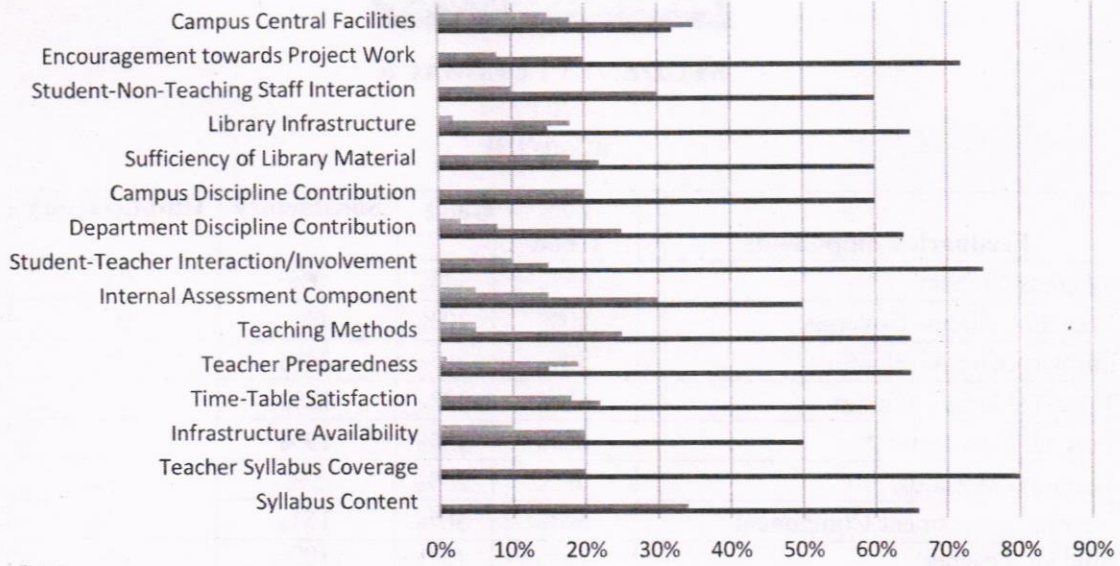


**STUDENTS FEEDBACK
2017
BCom (H)**

Feedback Components	Very Good	Good	Satisfactory	Unsatisfactory
Syllabus Content	66%	34%	0%	0%
Teacher Syllabus Coverage	80%	20%	0%	0%
Infrastructure Availability	50%	20%	20%	10%
Time-Table Satisfaction	60%	22%	18%	0%
Teacher Preparedness	65%	15%	19%	1%
Teaching Methods	65%	25%	5%	5%
Internal Assessment Component	50%	30%	15%	5%
Student-Teacher Interaction/Involvement	75%	15%	10%	0%
Department Discipline Contribution	64%	25%	8%	3%
Campus Discipline Contribution	60%	20%	20%	0%
Sufficiency of Library Material	60%	22%	18%	0%
Library Infrastructure	65%	15%	18%	2%
Student-Non-Teaching Staff Interaction	60%	30%	10%	0%
Encouragement towards Project Work	72%	20%	8%	0%
Campus Central Facilities	32%	35%	18%	15%


REGISTRAR
SRINIVAS UNIVERSITY
MANGALORE

Chart Title





**STUDENTS FEEDBACK
2021
BCom(CA)**

Feedback Components	Very Good	Good	Satisfactory	Unsatisfactory
Syllabus Content	66%	34%	0%	0%
Teacher Syllabus Coverage	80%	20%	0%	0%
Infrastructure Availability	50%	20%	20%	10%
Time-Table Satisfaction	60%	22%	18%	0%
Teacher Preparedness	65%	15%	19%	1%
Teaching Methods	65%	25%	5%	5%
Internal Assessment Component	50%	30%	15%	5%
Student-Teacher Interaction/Involvement	75%	15%	10%	0%
Department Discipline Contribution	64%	25%	8%	3%
Campus Discipline Contribution	60%	20%	20%	0%
Sufficiency of Library Material	60%	22%	18%	0%
Library Infrastructure	65%	15%	18%	2%
Student-Non-Teaching Staff Interaction	60%	30%	10%	0%
Encouragement towards Project Work	72%	20%	8%	0%
Campus Central Facilities	32%	35%	18%	15%


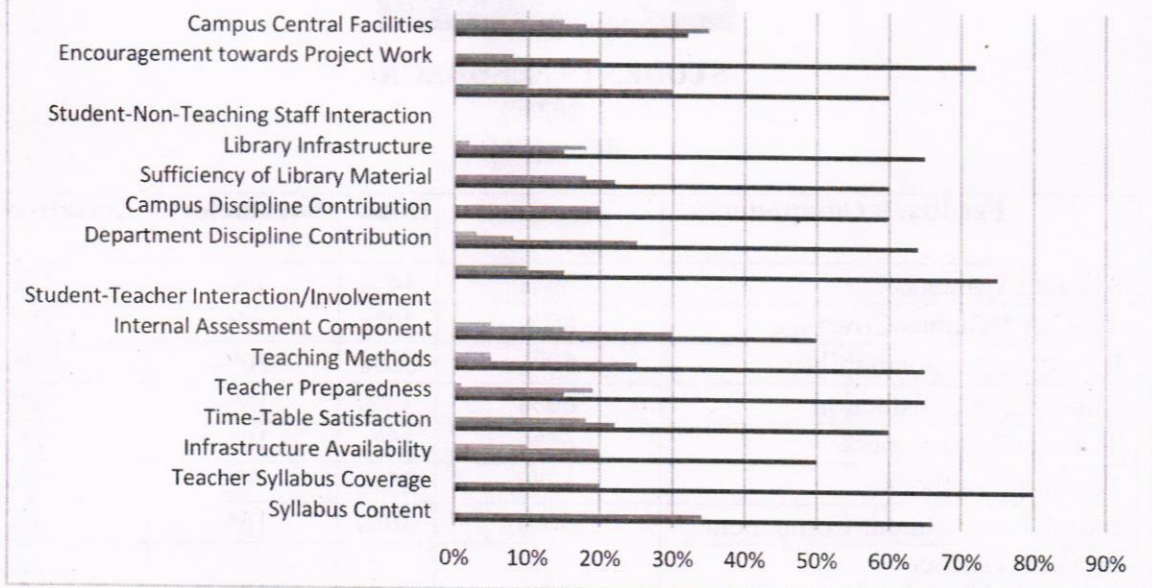

REGISTRAR
SRINIVAS UNIVERSITY
MANGALORE

Chart Title



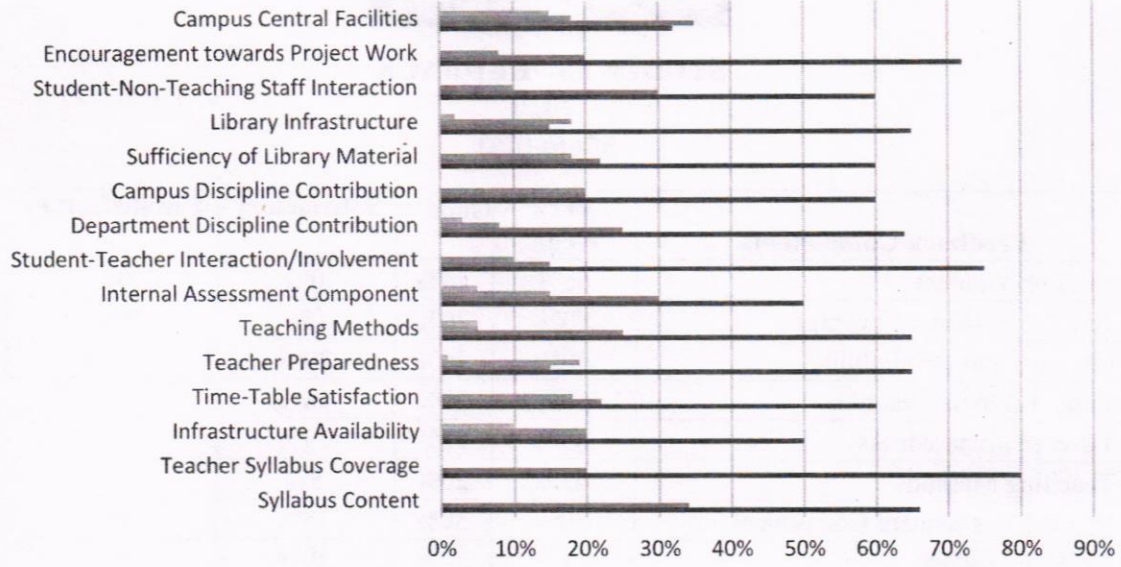


**STUDENTS FEEDBACK
2020
BCom (CA)**

Feedback Components	Very Good	Good	Satisfactory	Unsatisfactory
Syllabus Content	66%	34%	0%	0%
Teacher Syllabus Coverage	80%	20%	0%	0%
Infrastructure Availability	50%	20%	20%	10%
Time-Table Satisfaction	60%	22%	18%	0%
Teacher Preparedness	65%	15%	19%	1%
Teaching Methods	65%	25%	5%	5%
Internal Assessment Component	50%	30%	15%	5%
Student-Teacher Interaction/Involvement	75%	15%	10%	0%
Department Discipline Contribution	64%	25%	8%	3%
Campus Discipline Contribution	60%	20%	20%	0%
Sufficiency of Library Material	60%	22%	18%	0%
Library Infrastructure	65%	15%	18%	2%
Student-Non-Teaching Staff Interaction	60%	30%	10%	0%
Encouragement towards Project Work	72%	20%	8%	0%
Campus Central Facilities	32%	35%	18%	15%

REGISTRAR
SRINIVAS UNIVERSITY,
MANGALORE

Chart Title



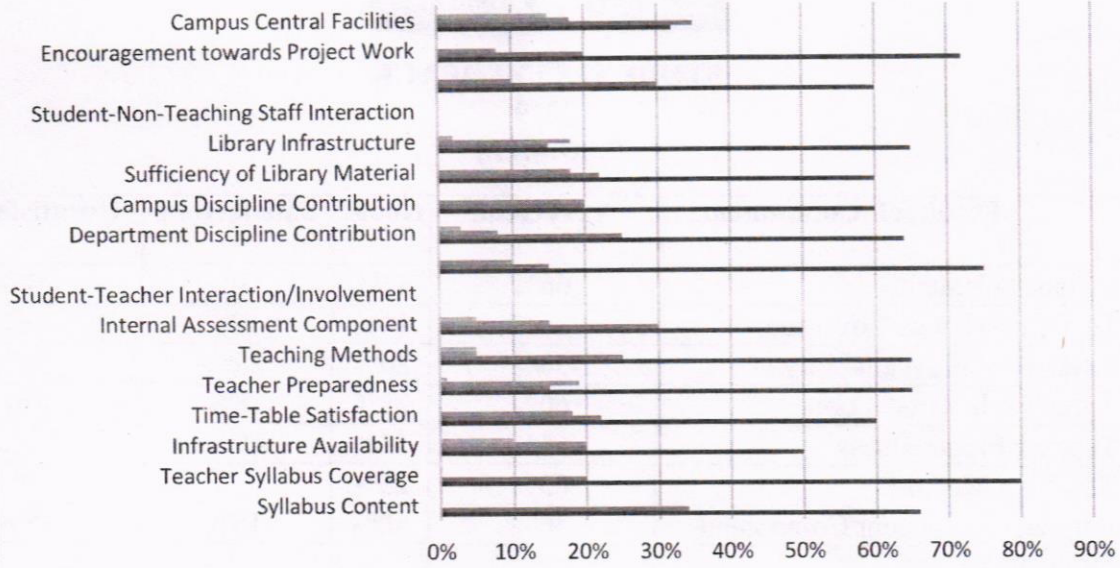


STUDENTS FEEDBACK
2019
B.COM(CA)

Feedback Components	Very Good	Good	Satisfactory	Unsatisfactory
Syllabus Content	66%	34%	0%	0%
Teacher Syllabus Coverage	80%	20%	0%	0%
Infrastructure Availability	50%	20%	20%	10%
Time-Table Satisfaction	60%	22%	18%	0%
Teacher Preparedness	65%	15%	19%	1%
Teaching Methods	65%	25%	5%	5%
Internal Assessment Component	50%	30%	15%	5%
Student-Teacher Interaction/Involvement	75%	15%	10%	0%
Department Discipline Contribution	64%	25%	8%	3%
Campus Discipline Contribution	60%	20%	20%	0%
Sufficiency of Library Material	60%	22%	18%	0%
Library Infrastructure	65%	15%	18%	2%
Student-Non-Teaching Staff Interaction	60%	30%	10%	0%
Encouragement towards Project Work	72%	20%	8%	0%
Campus Central Facilities	32%	35%	18%	15%


REGISTRAR
SRINIVAS UNIVERSITY
MANGALURU

Chart Title



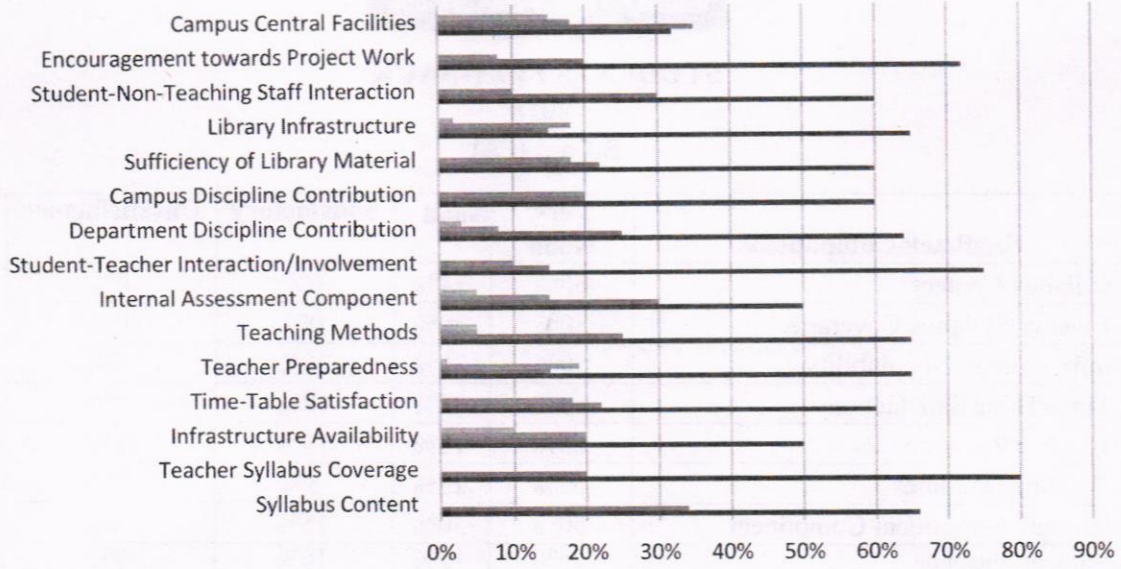


**STUDENTS FEEDBACK
2018
B.Com (CA)**

Feedback Components	Very Good	Good	Satisfactory	Unsatisfactory
Syllabus Content	66%	34%	0%	0%
Teacher Syllabus Coverage	80%	20%	0%	0%
Infrastructure Availability	50%	20%	20%	10%
Time-Table Satisfaction	60%	22%	18%	0%
Teacher Preparedness	65%	15%	19%	1%
Teaching Methods	65%	25%	5%	5%
Internal Assessment Component	50%	30%	15%	5%
Student-Teacher Interaction/Involvement	75%	15%	10%	0%
Department Discipline Contribution	64%	25%	8%	3%
Campus Discipline Contribution	60%	20%	20%	0%
Sufficiency of Library Material	60%	22%	18%	0%
Library Infrastructure	65%	15%	18%	2%
Student-Non-Teaching Staff Interaction	60%	30%	10%	0%
Encouragement towards Project Work	72%	20%	8%	0%
Campus Central Facilities	32%	35%	18%	15%


REGISTRAR
SRINIVAS UNIVERSITY

Chart Title





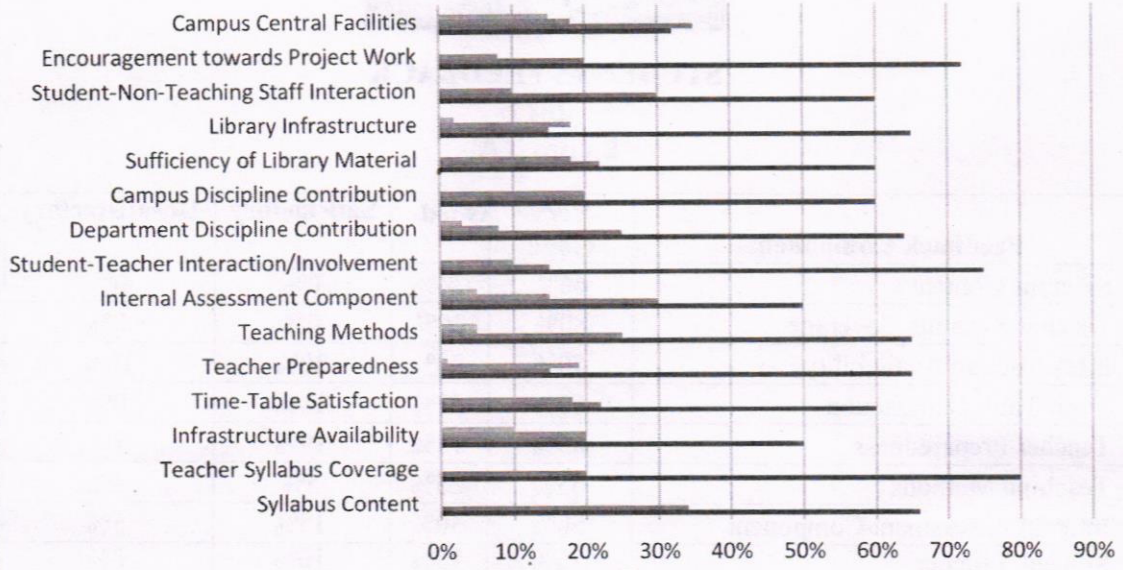
STUDENTS FEEDBACK
2017
B.Com (CA)

Feedback Components	Very Good	Good	Satisfactory	Unsatisfactory
Syllabus Content	66%	34%	0%	0%
Teacher Syllabus Coverage	80%	20%	0%	0%
Infrastructure Availability	50%	20%	20%	10%
Time-Table Satisfaction	60%	22%	18%	0%
Teacher Preparedness	65%	15%	19%	1%
Teaching Methods	65%	25%	5%	5%
Internal Assessment Component	50%	30%	15%	5%
Student-Teacher Interaction/Involvement	75%	15%	10%	0%
Department Discipline Contribution	64%	25%	8%	3%
Campus Discipline Contribution	60%	20%	20%	0%
Sufficiency of Library Material	60%	22%	18%	0%
Library Infrastructure	65%	15%	18%	2%
Student-Non-Teaching Staff Interaction	60%	30%	10%	0%
Encouragement towards Project Work	72%	20%	8%	0%
Campus Central Facilities	32%	35%	18%	15%

A handwritten signature in purple ink, appearing to be 'Allu' followed by a flourish.

REGISTRAR
SRINIVAS UNIVERSITY
MANGALORE

Chart Title





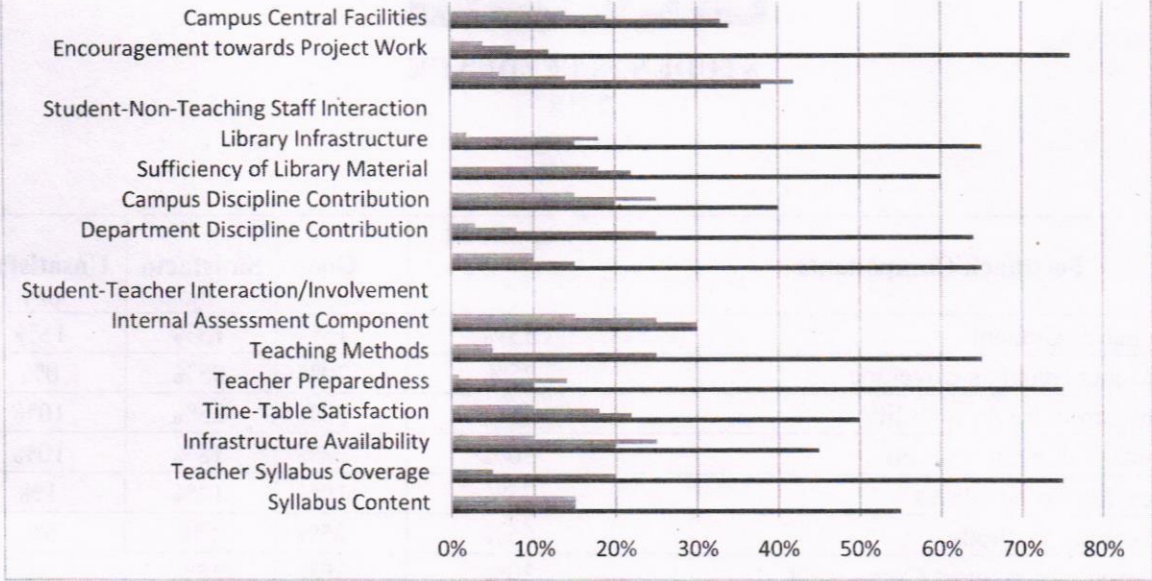
**STUDENTS FEEDBACK
2018
MCom**

Feedback Components	VeryGood	Good	Satisfactory	Unsatisfactory
Syllabus Content	55%	15%	15%	15%
Teacher Syllabus Coverage	75%	20%	05%	0%
Infrastructure Availability	45%	20%	25%	10%
Time-Table Satisfaction	50%	22%	18%	10%
Teacher Preparedness	75%	10%	14%	1%
Teaching Methods	65%	25%	5%	5%
Internal Assessment Component	30%	30%	25%	15%
Student-Teacher Interaction/Involvement	65%	15%	10%	10%
Department Discipline Contribution	64%	25%	8%	3%
Campus Discipline Contribution	40%	20%	25%	15%
Sufficiency of Library Material	60%	22%	18%	0%
Library Infrastructure	65%	15%	18%	2%
Student-Non-Teaching Staff Interaction	38%	42%	14%	6%
Encouragement towards Project Work	76%	12%	8%	4%
Campus Central Facilities	34%	33%	19%	14%

A handwritten signature in purple ink, appearing to be 'A. Srinivas', written over a horizontal line.

**REGISTRAR
SRINIVAS UNIVERSITY
MANGALORE**

Chart Title





**SRINIVAS
UNIVERSITY**

STUDENTS FEEDBACK

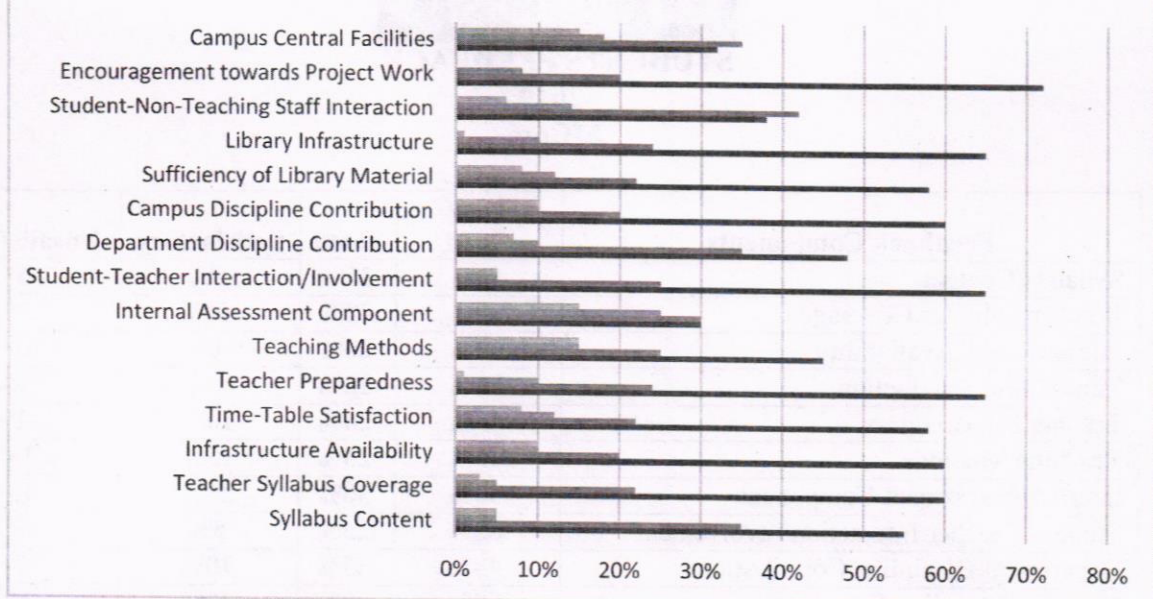
2019

MCom

Feedback Components	Very Good	Good	Satisfactory	Unsatisfactory
Syllabus Content	55%	35%	5%	5%
Teacher Syllabus Coverage	60%	22%	5%	3%
Infrastructure Availability	60%	20%	10%	10%
Time-Table Satisfaction	58%	22%	12%	8%
Teacher Preparedness	65%	24%	10%	1%
Teaching Methods	45%	25%	15%	15%
Internal Assessment Component	30%	30%	25%	15%
Student-Teacher Interaction/Involvement	65%	25%	5%	5%
Department Discipline Contribution	48%	35%	10%	7%
Campus Discipline Contribution	60%	20%	10%	10%
Sufficiency of Library Material	58%	22%	12%	8%
Library Infrastructure	65%	24%	10%	1%
Student-Non-Teaching Staff Interaction	38%	42%	14%	6%
Encouragement towards Project Work	72%	20%	8%	0%
Campus Central Facilities	32%	35%	18%	15%


REGISTRAR
SRINIVAS UNIVERSITY

Chart Title





**SRINIVAS
UNIVERSITY**

STUDENTS FEEDBACK

2020

MCom

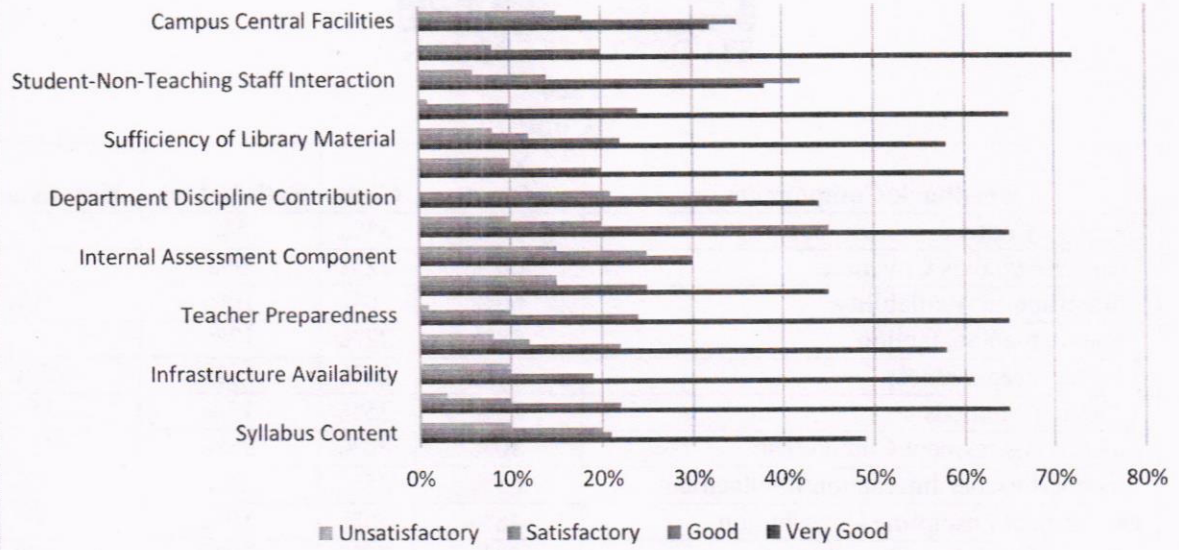
Feedback Components	Very Good	Good	Satisfactory	Unsatisfactory
Syllabus Content	55%	35%	5%	5%
Teacher Syllabus Coverage	60%	22%	5%	3%
Infrastructure Availability	60%	20%	10%	10%
Time-Table Satisfaction	58%	22%	12%	8%
Teacher Preparedness	65%	24%	10%	1%
Teaching Methods	45%	25%	15%	15%
Internal Assessment Component	30%	30%	25%	15%
Student-Teacher Interaction/Involvement	65%	25%	5%	5%
Department Discipline Contribution	48%	35%	10%	7%
Campus Discipline Contribution	60%	20%	10%	10%
Sufficiency of Library Material	58%	22%	12%	8%
Library Infrastructure	65%	24%	10%	1%
Student-Non-Teaching Staff Interaction	38%	42%	14%	6%
Encouragement towards Project Work	72%	20%	8%	0%
Campus Central Facilities	32%	35%	18%	15%

A handwritten signature in purple ink, appearing to be 'S. Allu'.

**REGISTRAR
SRINIVAS UNIVERSITY**

M. C. ...

Student Feedback





STUDENTS FEEDBACK

2021

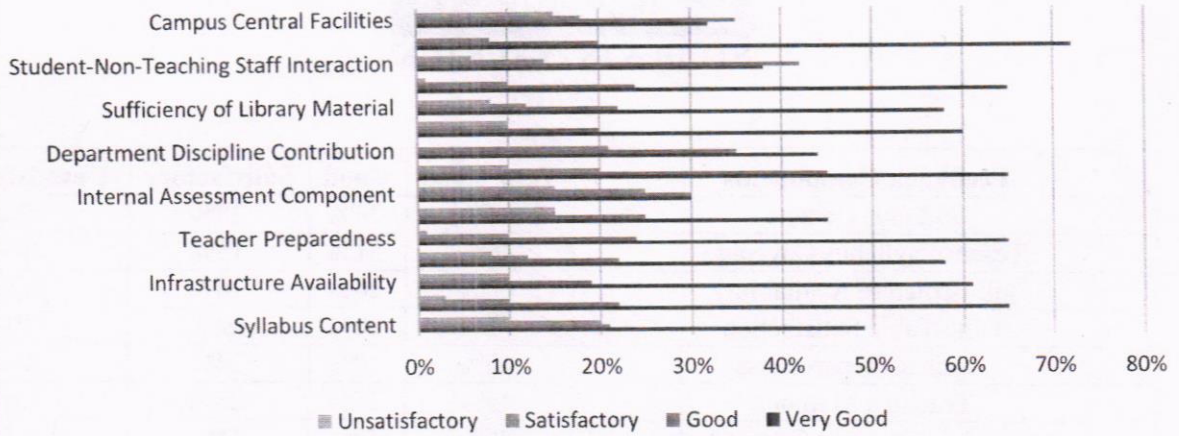
MCom

Feedback Components	Very Good	Good	Satisfactory	Unsatisfactory
Syllabus Content	52%	23%	20%	5%
Teacher Syllabus Coverage	46%	31%	15%	10%
Infrastructure Availability	60%	20%	10%	10%
Time-Table Satisfaction	72%	20%	8%	0%
Teacher Preparedness	65%	10%	24%	1%
Teaching Methods	45%	15%	25%	15%
Internal Assessment Component	40%	30%	15%	15%
Student-Teacher Interaction/Involvement	45%	35%	10%	10%
Department Discipline Contribution	44%	26%	20%	10%
Campus Discipline Contribution	64%	20%	10%	6%
Sufficiency of Library Material	72%	20%	8%	0%
Library Infrastructure	65%	30%	4%	1%
Student-Non-Teaching Staff Interaction	38%	42%	14%	6%
Encouragement towards Project Work	72%	20%	8%	0%
Campus Central Facilities	31%	36%	18%	15%

A handwritten signature in purple ink, appearing to be 'A. Srinivas', written over a horizontal line.

REGISTRAR
SRINIVAS UNIVERSITY
MANGALORE

STUDENT FEEDBACK





STUDENTS FEEDBACK

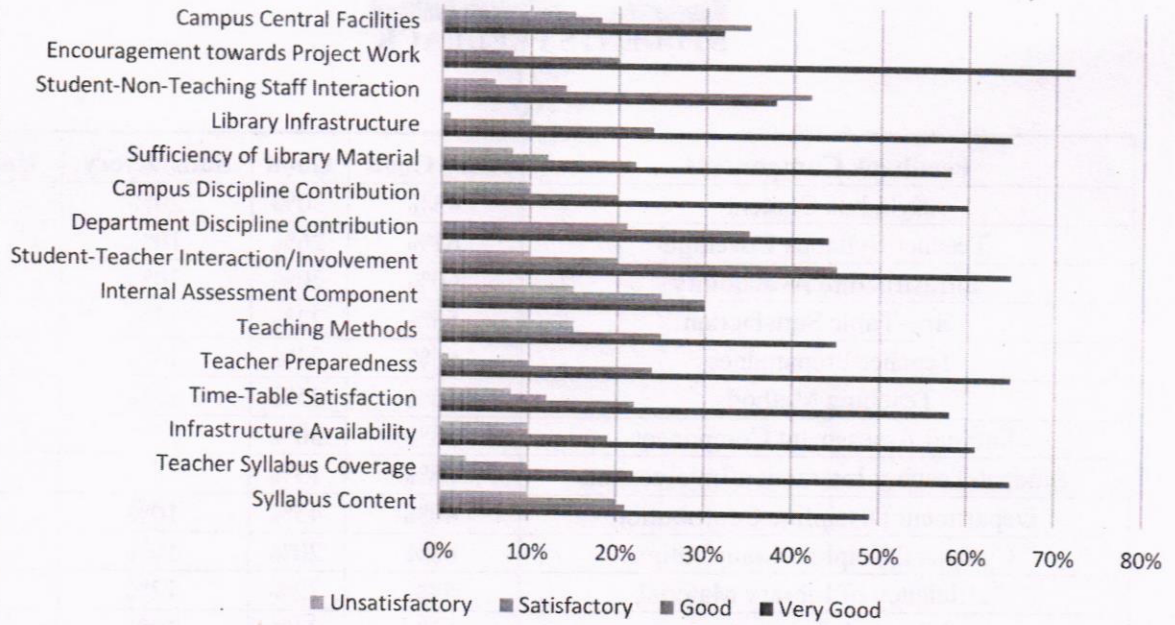
2021

BSW

Feedback Components	Very Good	Good	Satisfactory	Unsatisfactory
Syllabus Content	43%	30%	20%	7%
Teacher Syllabus Coverage	61%	26%	10%	3%
Infrastructure Availability	60%	20%	10%	10%
Time-Table Satisfaction	58%	22%	12%	8%
Teacher Preparedness	65%	24%	10%	1%
Teaching Methods	45%	25%	15%	15%
Internal Assessment Component	33%	30%	25%	12%
Student-Teacher Interaction/Involvement	65%	15%	10%	10%
Department Discipline Contribution	40%	45%	10%	5%
Campus Discipline Contribution	63%	20%	10%	7%
Sufficiency of Library Material	58%	22%	12%	8%
Library Infrastructure	65%	24%	10%	1%
Student-Non-Teaching Staff Interaction	38%	42%	14%	6%
Encouragement towards Project Work	72%	20%	8%	0%
Campus Central Facilities	52%	35%	8%	5%


REGISTRAR
SRINIVAS UNIVERSITY
MANGALORE

STUDENT FEEDBACK



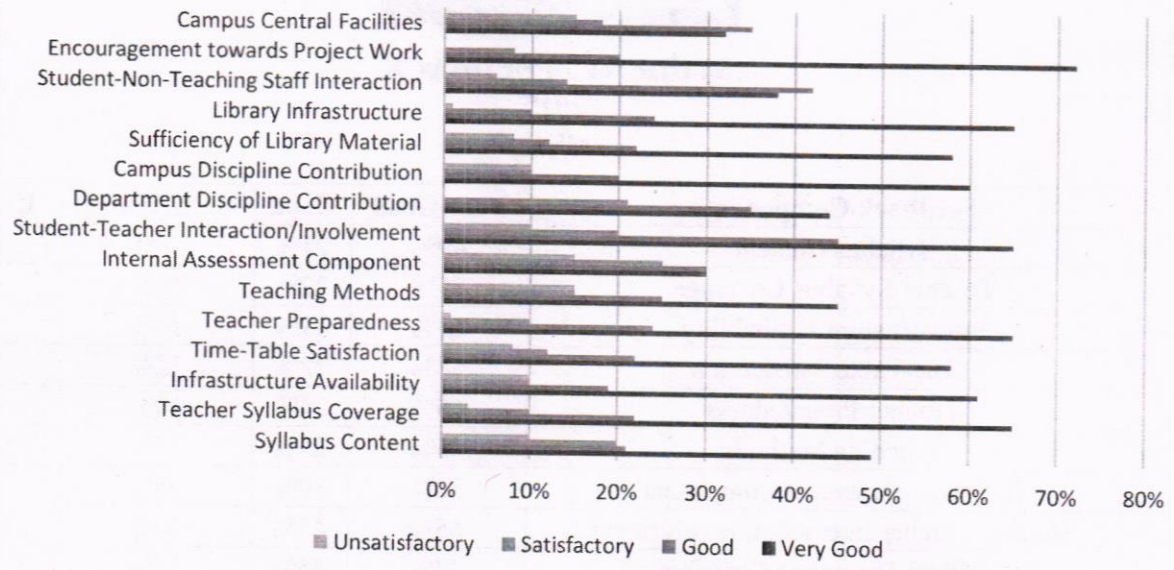


STUDENTS FEEDBACK
2017
MSW

Feedback Components	Very Good	Good	Satisfactory	Unsatisfactory
Syllabus Content	49%	21%	20%	10%
Teacher Syllabus Coverage	65%	22%	10%	3%
Infrastructure Availability	61%	19%	10%	10%
Time-Table Satisfaction	58%	22%	12%	8%
Teacher Preparedness	65%	24%	10%	1%
Teaching Methods	45%	25%	15%	15%
Internal Assessment Component	30%	30%	25%	15%
Student-Teacher Interaction/Involvement	65%	45%	20%	10%
Department Discipline Contribution	44%	35%	21%	0%
Campus Discipline Contribution	60%	20%	10%	10%
Sufficiency of Library Material	58%	22%	12%	8%
Library Infrastructure	65%	24%	10%	1%
Student-Non-Teaching Staff Interaction	38%	42%	14%	6%
Encouragement towards Project Work	72%	20%	8%	0%
Campus Central Facilities	32%	35%	18%	15%


REGISTRAR
SRINIVAS UNIVERSITY
MANGALORE

Student Feedback



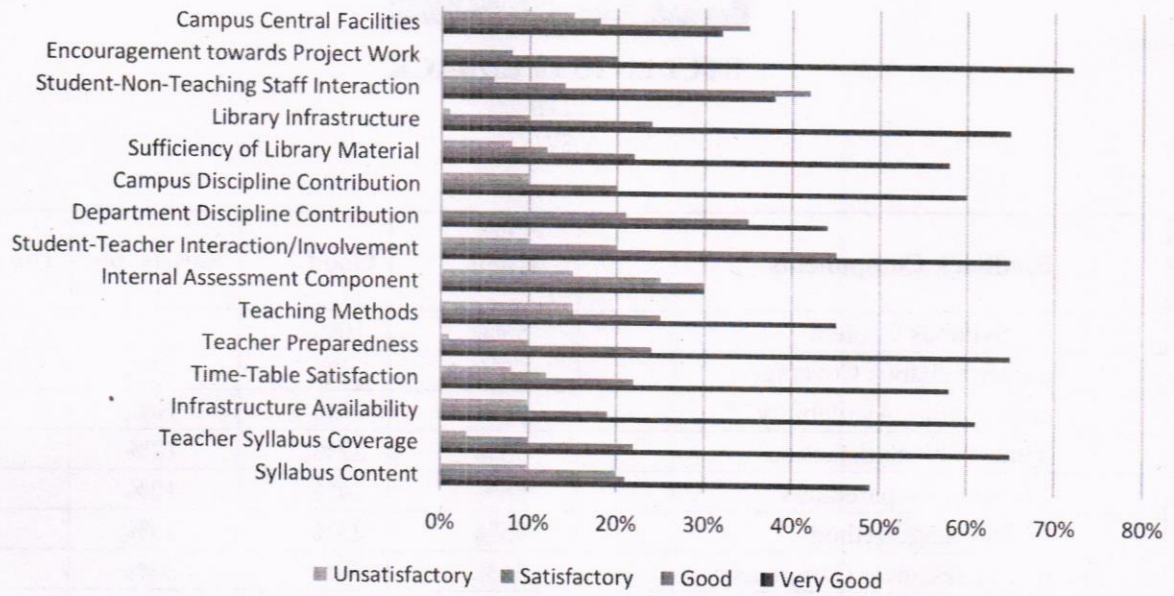


**STUDENTS FEEDBACK
2018
MSW**

Feedback Components	Very Good	Good	Satisfactory	Unsatisfactory
Syllabus Content	85%	10%	5%	0%
Teacher Syllabus Coverage	65%	22%	10%	3%
Infrastructure Availability	66%	20%	10%	4%
Time-Table Satisfaction	58%	22%	12%	8%
Teacher Preparedness	65%	24%	10%	1%
Teaching Methods	45%	25%	15%	15%
Internal Assessment Component	36%	30%	25%	9%
Student-Teacher Interaction/Involvement	65%	25%	5%	5%
Department Discipline Contribution	55%	25%	17%	3%
Campus Discipline Contribution	60%	20%	10%	10%
Sufficiency of Library Material	58%	22%	12%	8%
Library Infrastructure	65%	24%	10%	1%
Student-Non-Teaching Staff Interaction	38%	42%	14%	6%
Encouragement towards Project Work	71%	19%	8%	0%
Campus Central Facilities	42%	25%	18%	15%


 REGISTRAR
 SRINIVAS UNIVERSITY
 MANDALAYAM

STUDENT FEEDBACK





STUDENTS FEEDBACK

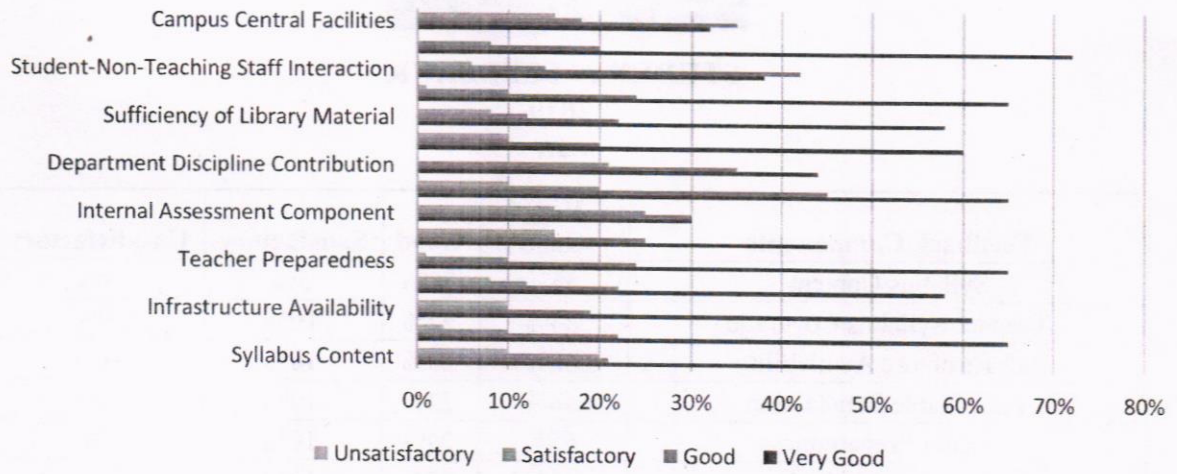
2019

MSW

Feedback Components	Very Good	Good	Satisfactory	Unsatisfactory
Syllabus Content	55%	35%	5%	5%
Teacher Syllabus Coverage	64%	23%	10%	3%
Infrastructure Availability	60%	20%	10%	10%
Time-Table Satisfaction	58%	22%	12%	8%
Teacher Preparedness	65%	24%	10%	1%
Teaching Methods	45%	25%	15%	15%
Internal Assessment Component	30%	30%	25%	15%
Student-Teacher Interaction/Involvement	65%	25%	5%	5%
Department Discipline Contribution	24%	65%	10%	1%
Campus Discipline Contribution	60%	20%	10%	10%
Sufficiency of Library Material	58%	22%	12%	8%
Library Infrastructure	65%	24%	10%	1%
Student-Non-Teaching Staff Interaction	38%	42%	14%	6%
Encouragement towards Project Work	72%	20%	8%	0%
Campus Central Facilities	36%	31%	19%	14%


REGISTRAR
SRINIVAS UNIVERSITY
MANGALORE

STUDENT FEEDBACK





STUDENTS FEEDBACK

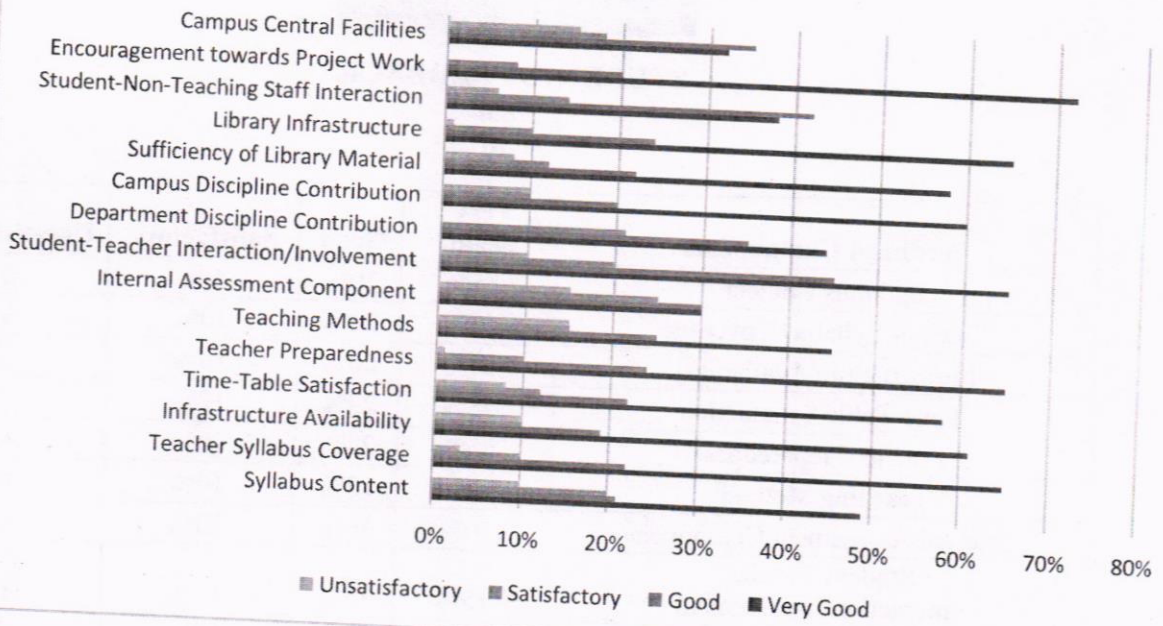
2020

MSW

Feedback Components	Very Good	Good	Satisfactory	Unsatisfactory
Syllabus Content	65%	30%	5%	0%
Teacher Syllabus Coverage	45%	22%	10%	3%
Infrastructure Availability	60%	20%	10%	10%
Time-Table Satisfaction	58%	22%	12%	8%
Teacher Preparedness	65%	24%	10%	1%
Teaching Methods	67%	23%	10%	0%
Internal Assessment Component	50%	30%	20%	0%
Student-Teacher Interaction/Involvement	75%	15%	10%	0%
Department Discipline Contribution	24%	25%	10%	3%
Campus Discipline Contribution	60%	20%	10%	10%
Sufficiency of Library Material	58%	22%	12%	8%
Library Infrastructure	65%	24%	10%	1%
Student-Non-Teaching Staff Interaction	38%	42%	14%	6%
Encouragement towards Project Work	72%	20%	8%	0%
Campus Central Facilities	32%	35%	18%	15%


REGISTRAR
SRINIVAS UNIVERSITY
MANGALORE

STUDENT FEEDBACK



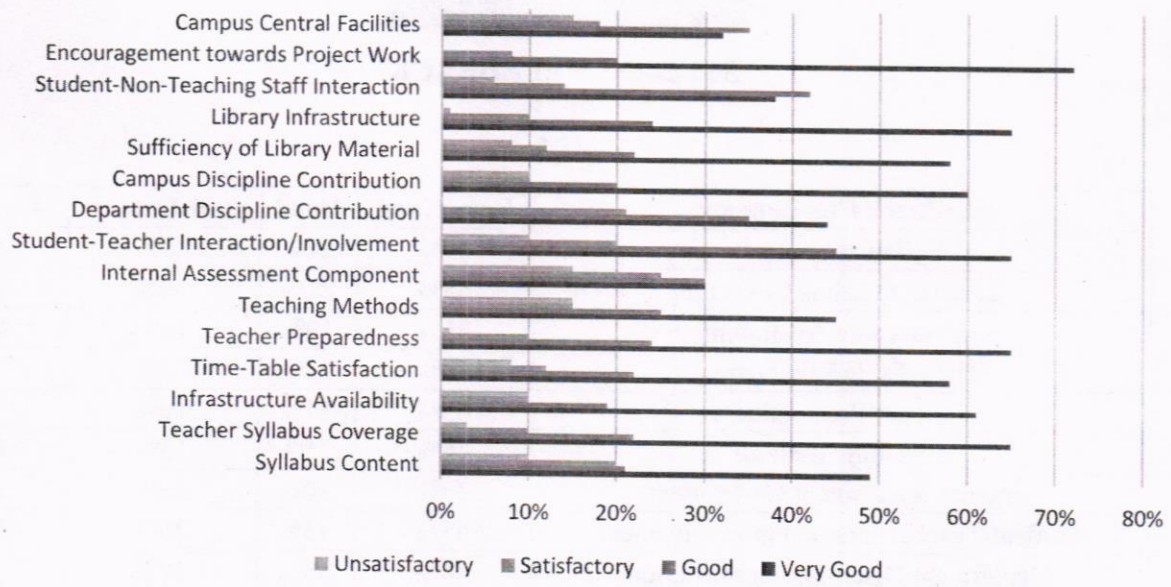


STUDENTS FEEDBACK
2021
MSW

Feedback Components	Very Good	Good	Satisfactory	Unsatisfactory
Syllabus Content	49%	21%	20%	10%
Teacher Syllabus Coverage	65%	22%	10%	3%
Infrastructure Availability	61%	19%	10%	10%
Time-Table Satisfaction	58%	22%	12%	8%
Teacher Preparedness	65%	24%	10%	1%
Teaching Methods	45%	25%	15%	15%
Internal Assessment Component	30%	30%	25%	15%
Student-Teacher Interaction/Involvement	65%	45%	20%	10%
Department Discipline Contribution	44%	35%	21%	0%
Campus Discipline Contribution	60%	20%	10%	10%
Sufficiency of Library Material	58%	22%	12%	8%
Library Infrastructure	65%	24%	10%	1%
Student-Non-Teaching Staff Interaction	38%	42%	14%	6%
Encouragement towards Project Work	72%	20%	8%	0%
Campus Central Facilities	32%	35%	18%	15%


REGISTRAR
SRINIVAS UNIVERSITY
MANGALORE

Student Feedback





STUDENTS FEEDBACK

2020

B.A (J)

Feedback Components	Very Good	Good	Satisfactory	Unsatisfactory
Syllabus Content	55%	35%	5%	5%
Teacher Syllabus Coverage	64%	23%	10%	3%
Infrastructure Availability	60%	20%	10%	10%
Time-Table Satisfaction	58%	22%	12%	8%
Teacher Preparedness	65%	24%	10%	1%
Teaching Methods	45%	25%	15%	15%
Internal Assessment Component	30%	30%	25%	15%
Student-Teacher Interaction/Involvement	65%	25%	5%	5%
Department Discipline Contribution	24%	65%	10%	1%
Campus Discipline Contribution	60%	20%	10%	10%
Sufficiency of Library Material	58%	22%	12%	8%
Library Infrastructure	65%	24%	10%	1%
Student-Non-Teaching Staff Interaction	38%	42%	14%	6%
Encouragement towards Project Work	72%	20%	8%	0%
Campus Central Facilities	36%	31%	19%	14%


REGISTRAR
SRINIVAS UNIVERSITY
MANGALORE

STUDENT FEEDBACK





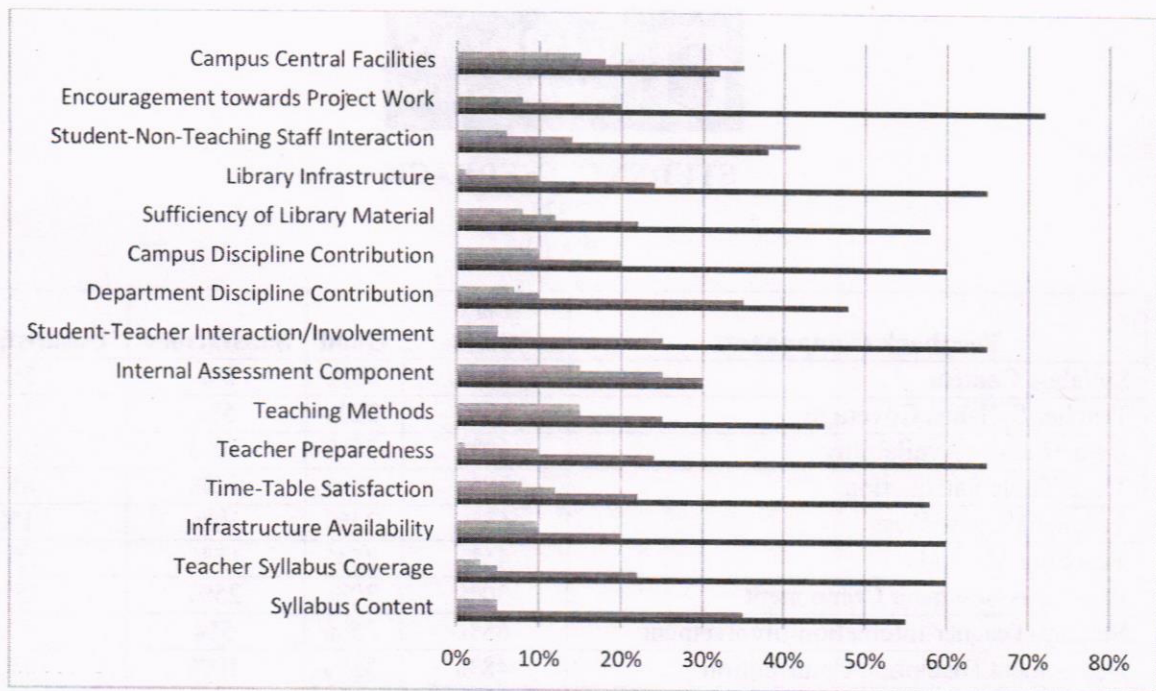
STUDENTS FEEDBACK

2021

B.A (J)

Feedback Components	Very Good	Good	Satisfactory	Unsatisfactory
Syllabus Content	55%	35%	5%	5%
Teacher Syllabus Coverage	60%	22%	5%	3%
Infrastructure Availability	60%	20%	10%	10%
Time-Table Satisfaction	58%	22%	12%	8%
Teacher Preparedness	65%	24%	10%	1%
Teaching Methods	45%	25%	15%	15%
Internal Assessment Component	30%	30%	25%	15%
Student-Teacher Interaction/Involvement	65%	25%	5%	5%
Department Discipline Contribution	48%	35%	10%	7%
Campus Discipline Contribution	60%	20%	10%	10%
Sufficiency of Library Material	58%	22%	12%	8%
Library Infrastructure	65%	24%	10%	1%
Student-Non-Teaching Staff Interaction	38%	42%	14%	6%
Encouragement towards Project Work	72%	20%	8%	0%
Campus Central Facilities	32%	35%	18%	15%


REGISTRAR
SRINIVAS UNIVERSITY
MANGALORE





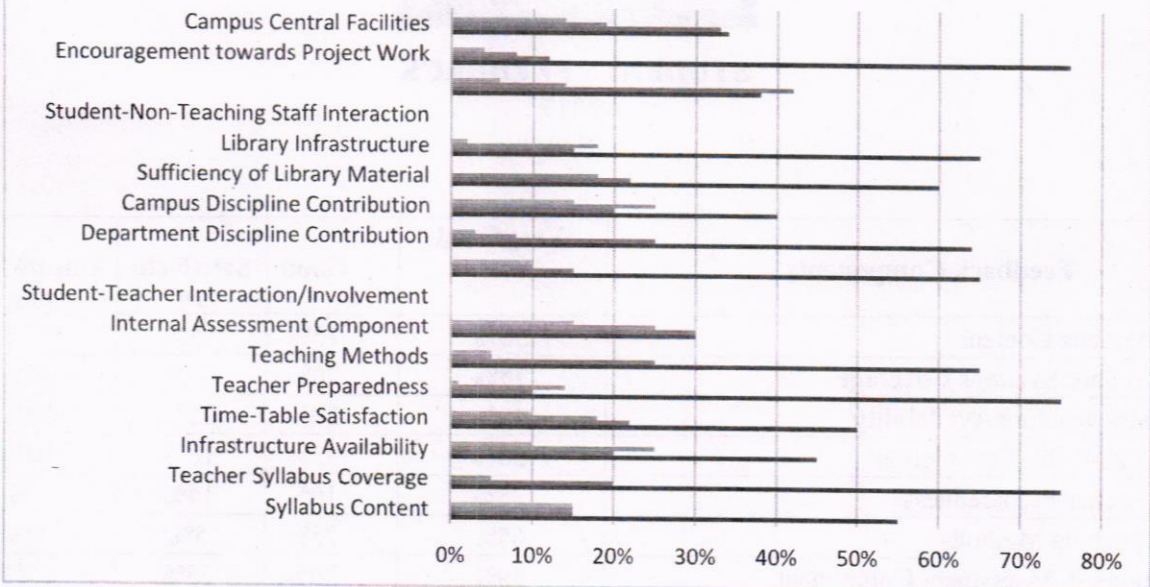
**STUDENTS FEEDBACK
2017
BCA**

Feedback Components	Very Good	Good	Satisfactory	Unsatisfactory
Syllabus Content	55%	15%	15%	15%
Teacher Syllabus Coverage	75%	20%	05%	0%
Infrastructure Availability	45%	20%	25%	10%
Time-Table Satisfaction	50%	22%	18%	10%
Teacher Preparedness	75%	10%	14%	1%
Teaching Methods	65%	25%	5%	5%
Internal Assessment Component	30%	30%	25%	15%
Student-Teacher Interaction/Involvement	65%	15%	10%	10%
Department Discipline Contribution	64%	25%	8%	3%
Campus Discipline Contribution	40%	20%	25%	15%
Sufficiency of Library Material	60%	22%	18%	0%
Library Infrastructure	65%	15%	18%	2%
Student-Non-Teaching Staff Interaction	38%	42%	14%	6%
Encouragement towards Project Work	76%	12%	8%	4%
Campus Central Facilities	34%	33%	19%	14%

A handwritten signature in purple ink, appearing to be 'Srinivas', written over a horizontal line.

**REGISTRAR
SRINIVAS UNIVERSITY
MANGALORE**

Chart Title





**SRINIVAS
UNIVERSITY**

STUDENTS FEEDBACK

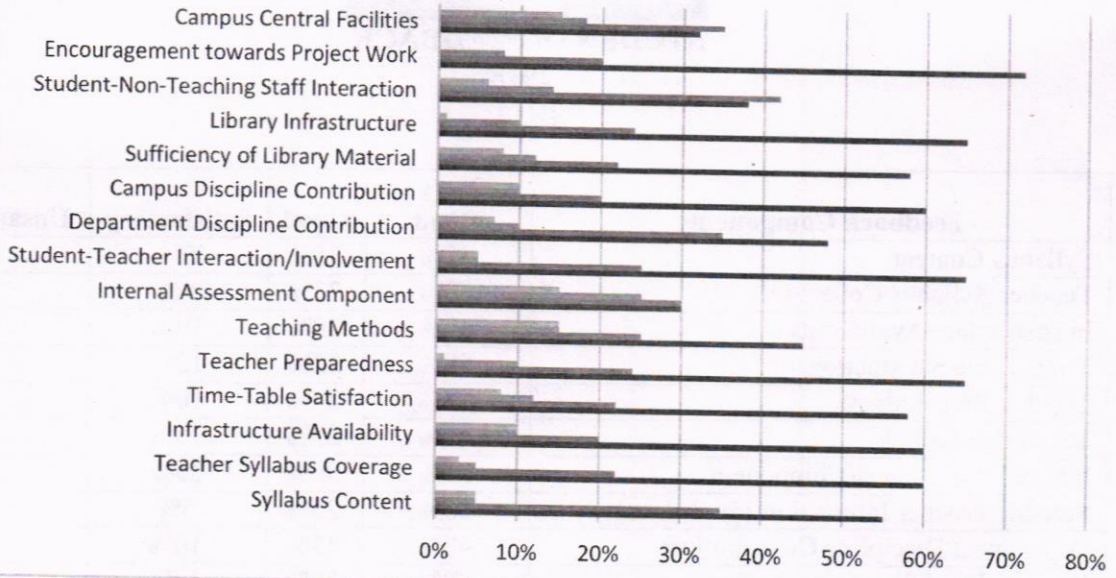
2018

BCA

Feedback Components	Very Good	Good	Satisfactory	Unsatisfactory
Syllabus Content	55%	35%	5%	5%
Teacher Syllabus Coverage	60%	22%	5%	3%
Infrastructure Availability	60%	20%	10%	10%
Time-Table Satisfaction	58%	22%	12%	8%
Teacher Preparedness	65%	24%	10%	1%
Teaching Methods	45%	25%	15%	15%
Internal Assessment Component	30%	30%	25%	15%
Student-Teacher Interaction/Involvement	65%	25%	5%	5%
Department Discipline Contribution	48%	35%	10%	7%
Campus Discipline Contribution	60%	20%	10%	10%
Sufficiency of Library Material	58%	22%	12%	8%
Library Infrastructure	65%	24%	10%	1%
Student-Non-Teaching Staff Interaction	38%	42%	14%	6%
Encouragement towards Project Work	72%	20%	8%	0%
Campus Central Facilities	32%	35%	18%	15%

**REGISTRAR
SRINIVAS UNIVERSITY
MANGALORE**

Chart Title





**SRINIVAS
UNIVERSITY**

STUDENTS FEEDBACK

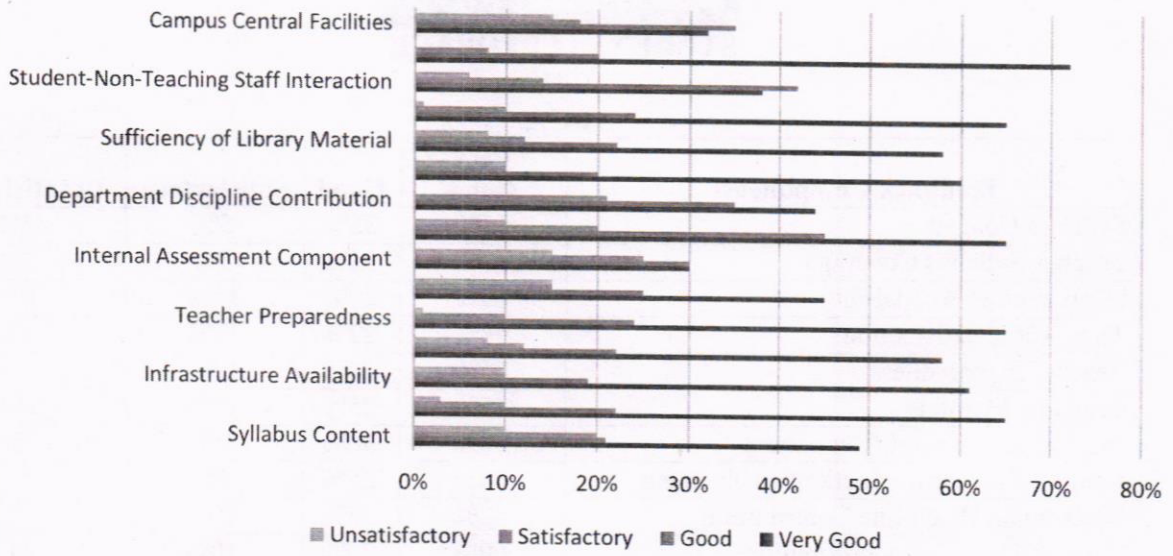
2019

BCA

Feedback Components	Very Good	Good	Satisfactory	Unsatisfactory
Syllabus Content	55%	35%	5%	5%
Teacher Syllabus Coverage	60%	22%	5%	3%
Infrastructure Availability	60%	20%	10%	10%
Time-Table Satisfaction	58%	22%	12%	8%
Teacher Preparedness	65%	24%	10%	1%
Teaching Methods	45%	25%	15%	15%
Internal Assessment Component	30%	30%	25%	15%
Student-Teacher Interaction/Involvement	65%	25%	5%	5%
Department Discipline Contribution	48%	35%	10%	7%
Campus Discipline Contribution	60%	20%	10%	10%
Sufficiency of Library Material	58%	22%	12%	8%
Library Infrastructure	65%	24%	10%	1%
Student-Non-Teaching Staff Interaction	38%	42%	14%	6%
Encouragement towards Project Work	72%	20%	8%	0%
Campus Central Facilities	32%	35%	18%	15%

**REGISTRAR
SRINIVAS UNIVERSITY
MANGALORE**

Student Feedback BCA 2019





SRINIVAS UNIVERSITY

STUDENTS FEEDBACK

2020

BCA

Feedback Components	Very Good	Good	Satisfactory	Unsatisfactory
Syllabus Content	52%	23%	20%	5%
Teacher Syllabus Coverage	46%	31%	15%	10%
Infrastructure Availability	60%	20%	10%	10%
Time-Table Satisfaction	72%	20%	8%	0%
Teacher Preparedness	65%	10%	24%	1%
Teaching Methods	45%	15%	25%	15%
Internal Assessment Component	40%	30%	15%	15%
Student-Teacher Interaction/Involvement	45%	35%	10%	10%
Department Discipline Contribution	44%	26%	20%	10%
Campus Discipline Contribution	64%	20%	10%	6%
Sufficiency of Library Material	72%	20%	8%	0%
Library Infrastructure	65%	30%	4%	1%
Student-Non-Teaching Staff Interaction	38%	42%	14%	6%
Encouragement towards Project Work	72%	20%	8%	0%
Campus Central Facilities	31%	36%	18%	15%

A handwritten signature in purple ink, appearing to be 'A. Srinivas', written over a horizontal line.

REGISTRAR
SRINIVAS UNIVERSITY
MANGALORE

STUDENT FEEDBACK - BCA 2020





STUDENTS FEEDBACK

2021

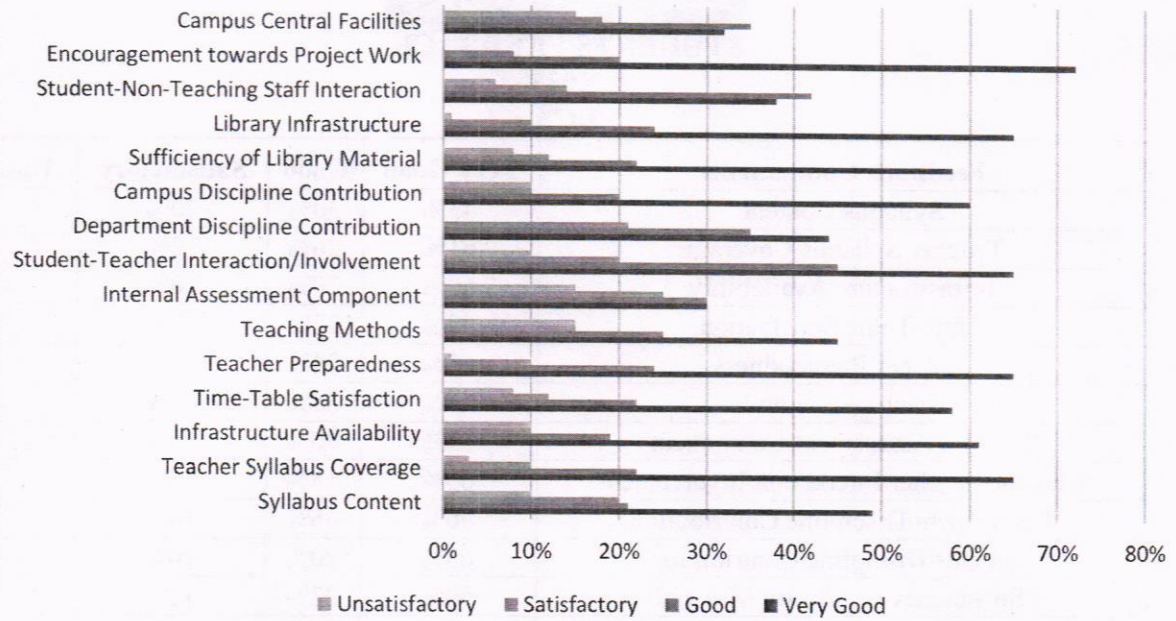
BCA

Feedback Components	Very Good	Good	Satisfactory	Unsatisfactory
Syllabus Content	43%	30%	20%	7%
Teacher Syllabus Coverage	61%	26%	10%	3%
Infrastructure Availability	60%	20%	10%	10%
Time-Table Satisfaction	58%	22%	12%	8%
Teacher Preparedness	65%	24%	10%	1%
Teaching Methods	45%	25%	15%	15%
Internal Assessment Component	33%	30%	25%	12%
Student-Teacher Interaction/Involvement	65%	15%	10%	10%
Department Discipline Contribution	40%	45%	10%	5%
Campus Discipline Contribution	63%	20%	10%	7%
Sufficiency of Library Material	58%	22%	12%	8%
Library Infrastructure	65%	24%	10%	1%
Student-Non-Teaching Staff Interaction	38%	42%	14%	6%
Encouragement towards Project Work	72%	20%	8%	0%
Campus Central Facilities	52%	35%	8%	5%

A handwritten signature in purple ink, appearing to read 'A. Srinivas', written over a horizontal line.

REGISTRAR
SRINIVAS UNIVERSITY
MANGALORE

STUDENT FEEDBACK - BCA 2021





STUDENTS FEEDBACK

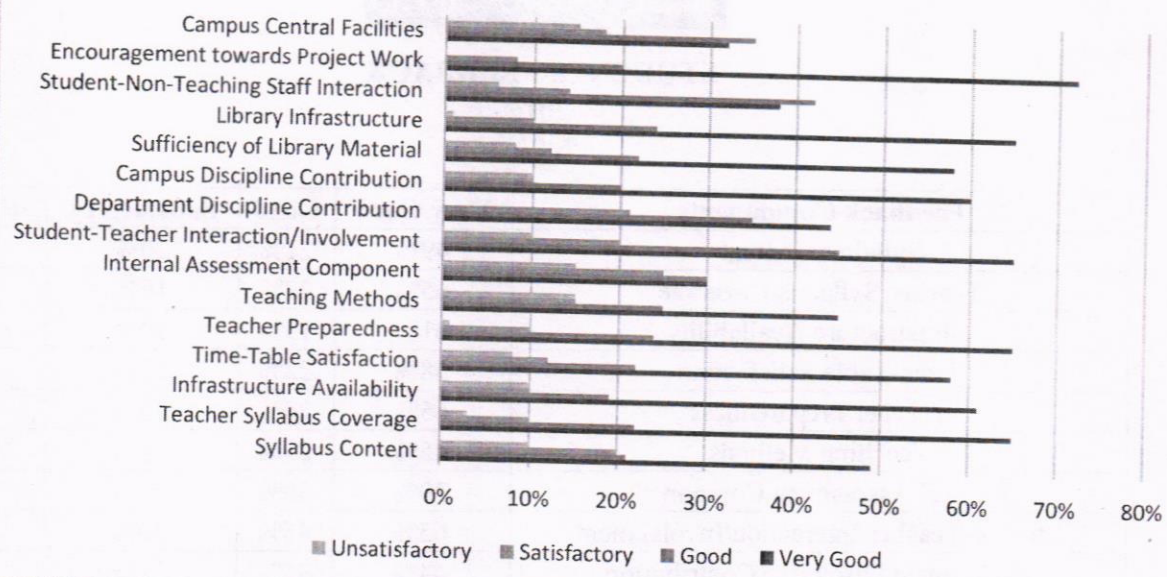
2017

MCA

Feedback Components	Very Good	Good	Satisfactory	Unsatisfactory
Syllabus Content	49%	21%	20%	10%
Teacher Syllabus Coverage	65%	22%	10%	3%
Infrastructure Availability	61%	19%	10%	10%
Time-Table Satisfaction	58%	22%	12%	8%
Teacher Preparedness	65%	24%	10%	1%
Teaching Methods	45%	25%	15%	15%
Internal Assessment Component	30%	30%	25%	15%
Student-Teacher Interaction/Involvement	65%	45%	20%	10%
Department Discipline Contribution	44%	35%	21%	0%
Campus Discipline Contribution	60%	20%	10%	10%
Sufficiency of Library Material	58%	22%	12%	8%
Library Infrastructure	65%	24%	10%	1%
Student-Non-Teaching Staff Interaction	38%	42%	14%	6%
Encouragement towards Project Work	72%	20%	8%	0%
Campus Central Facilities	32%	35%	18%	15%


REGISTRAR
SRINIVAS UNIVERSITY
MANGALURU

Student Feedback MCA - 2017



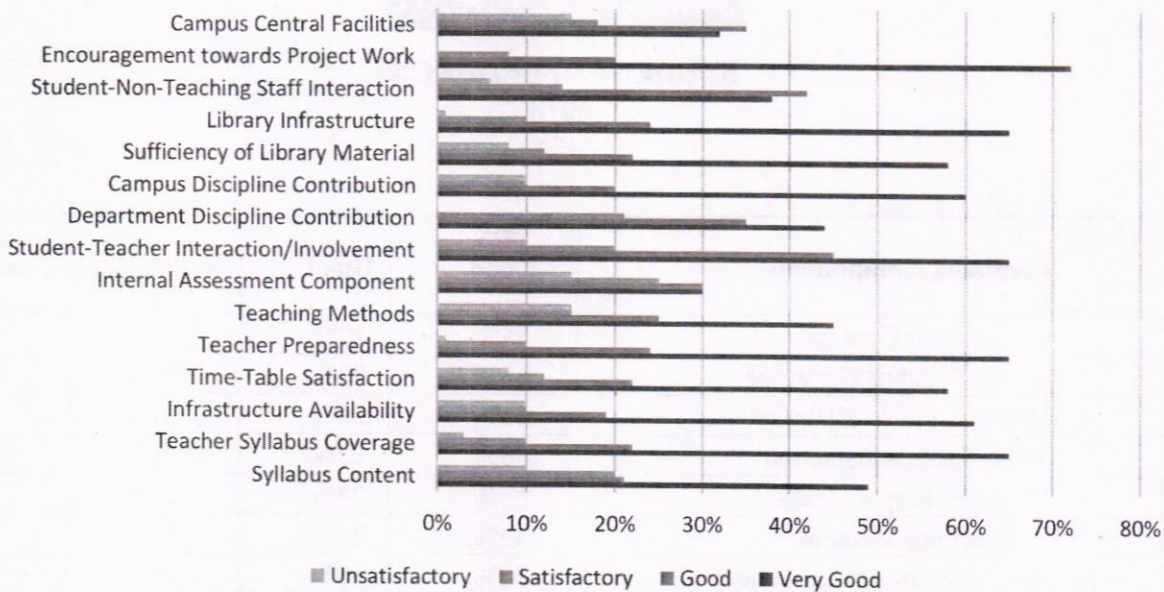


STUDENTS FEEDBACK
2018
MCA

Feedback Components	Very Good	Good	Satisfactory	Unsatisfactory
Syllabus Content	85%	10%	5%	0%
Teacher Syllabus Coverage	65%	22%	10%	3%
Infrastructure Availability	66%	20%	10%	4%
Time-Table Satisfaction	58%	22%	12%	8%
Teacher Preparedness	65%	24%	10%	1%
Teaching Methods	45%	25%	15%	15%
Internal Assessment Component	36%	30%	25%	9%
Student-Teacher Interaction/Involvement	65%	25%	5%	5%
Department Discipline Contribution	55%	25%	17%	3%
Campus Discipline Contribution	60%	20%	10%	10%
Sufficiency of Library Material	58%	22%	12%	8%
Library Infrastructure	65%	24%	10%	1%
Student-Non-Teaching Staff Interaction	38%	42%	14%	6%
Encouragement towards Project Work	71%	19%	8%	0%
Campus Central Facilities	42%	25%	18%	15%


REGISTRAR
SRINIVAS UNIVERSITY
MANGALORE

STUDENT FEEDBACK - MCA 2018



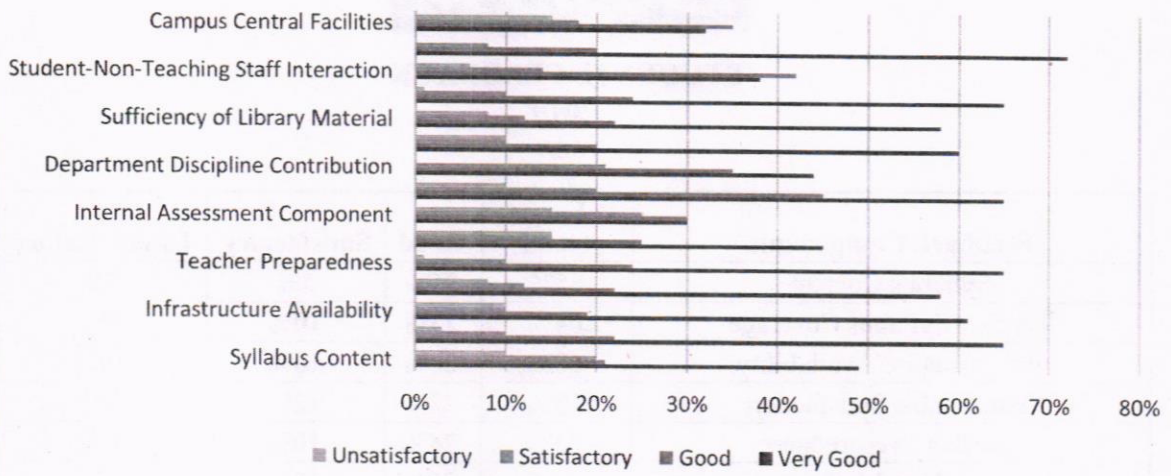


STUDENTS FEEDBACK
2019
MCA

Feedback Components	Very Good	Good	Satisfactory	Unsatisfactory
Syllabus Content	55%	35%	5%	5%
Teacher Syllabus Coverage	64%	23%	10%	3%
Infrastructure Availability	60%	20%	10%	10%
Time-Table Satisfaction	58%	22%	12%	8%
Teacher Preparedness	65%	24%	10%	1%
Teaching Methods	45%	25%	15%	15%
Internal Assessment Component	30%	30%	25%	15%
Student-Teacher Interaction/Involvement	65%	25%	5%	5%
Department Discipline Contribution	24%	65%	10%	1%
Campus Discipline Contribution	60%	20%	10%	10%
Sufficiency of Library Material	58%	22%	12%	8%
Library Infrastructure	65%	24%	10%	1%
Student-Non-Teaching Staff Interaction	38%	42%	14%	6%
Encouragement towards Project Work	72%	20%	8%	0%
Campus Central Facilities	36%	31%	19%	14%


REGISTRAR
SRINIVAS UNIVERSITY
MANGALORE

STUDENT FEEDBACK - MCA 2019



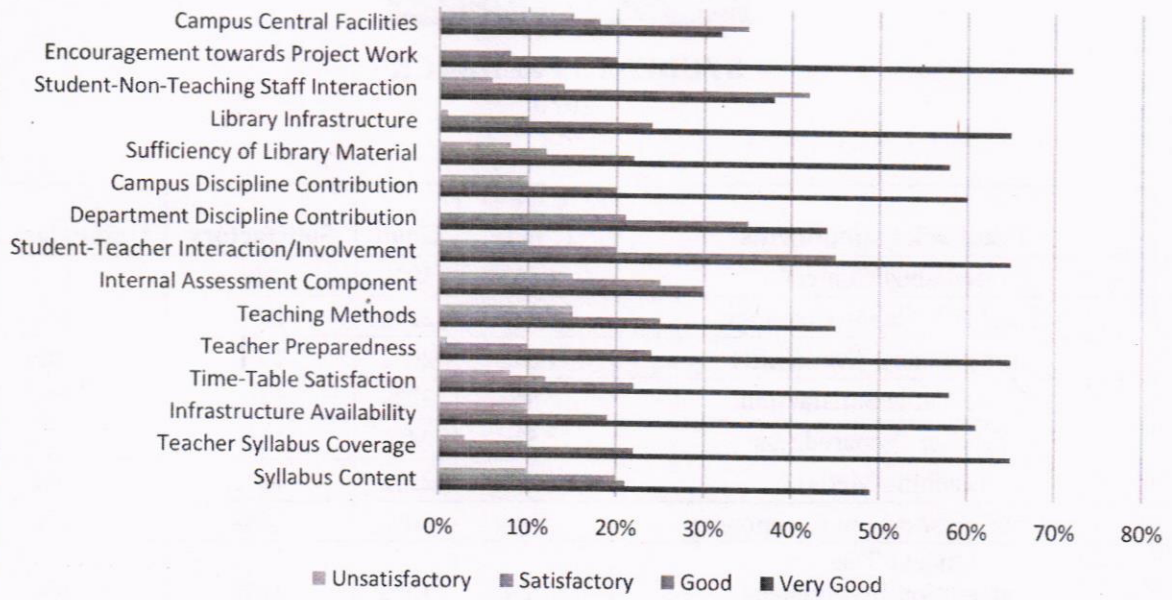


**STUDENTS FEEDBACK
2020
MCA**

Feedback Components	Very Good	Good	Satisfactory	Unsatisfactory
Syllabus Content	65%	30%	5%	0%
Teacher Syllabus Coverage	45%	22%	10%	3%
Infrastructure Availability	60%	20%	10%	10%
Time-Table Satisfaction	58%	22%	12%	8%
Teacher Preparedness	65%	24%	10%	1%
Teaching Methods	67%	23%	10%	0%
Internal Assessment Component	50%	30%	20%	0%
Student-Teacher Interaction/Involvement	75%	15%	10%	0%
Department Discipline Contribution	24%	25%	10%	3%
Campus Discipline Contribution	60%	20%	10%	10%
Sufficiency of Library Material	58%	22%	12%	8%
Library Infrastructure	65%	24%	10%	1%
Student-Non-Teaching Staff Interaction	38%	42%	14%	6%
Encouragement towards Project Work	72%	20%	8%	0%
Campus Central Facilities	32%	35%	18%	15%


REGISTRAR
SRINIVAS UNIVERSITY
MANGALORE

STUDENT FEEDBACK - MCA 2020





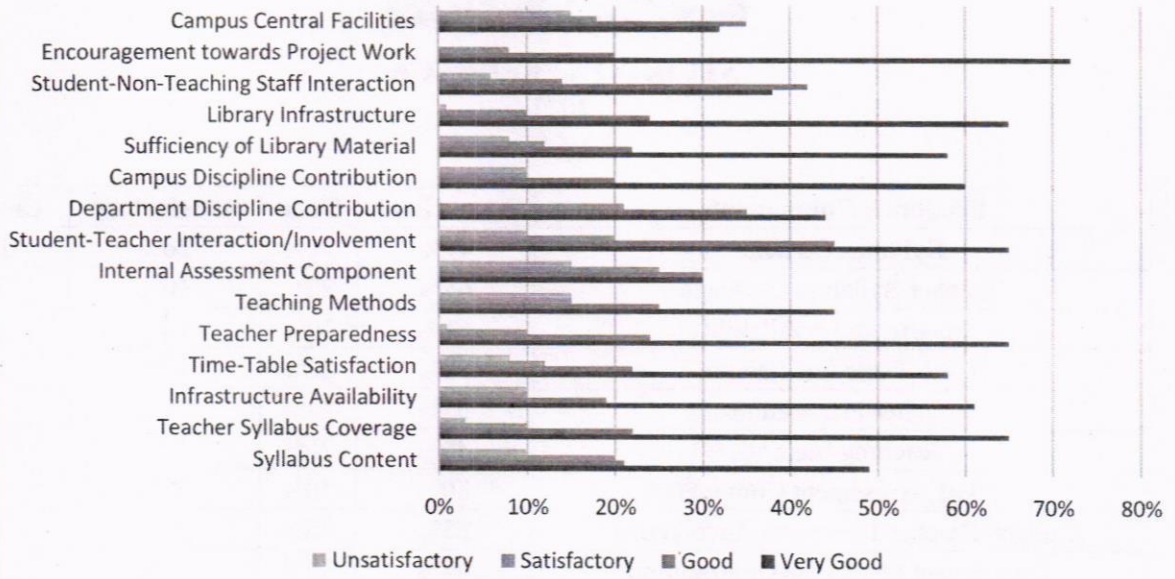
STUDENTS FEEDBACK
2021
MCA

Feedback Components	Very Good	Good	Satisfactory	Unsatisfactory
Syllabus Content	49%	21%	20%	10%
Teacher Syllabus Coverage	65%	22%	10%	3%
Infrastructure Availability	61%	19%	10%	10%
Time-Table Satisfaction	58%	22%	12%	8%
Teacher Preparedness	65%	24%	10%	1%
Teaching Methods	45%	25%	15%	15%
Internal Assessment Component	30%	30%	25%	15%
Student-Teacher Interaction/Involvement	65%	45%	20%	10%
Department Discipline Contribution	44%	35%	21%	0%
Campus Discipline Contribution	60%	20%	10%	10%
Sufficiency of Library Material	58%	22%	12%	8%
Library Infrastructure	65%	24%	10%	1%
Student-Non-Teaching Staff Interaction	38%	42%	14%	6%
Encouragement towards Project Work	72%	20%	8%	0%
Campus Central Facilities	32%	35%	18%	15%

A handwritten signature in purple ink, appearing to be 'S. Allu', written over a horizontal line.

REGISTRAR
SRINIVAS UNIVERSITY
MANGALORE

Student Feedback MCA - 2021





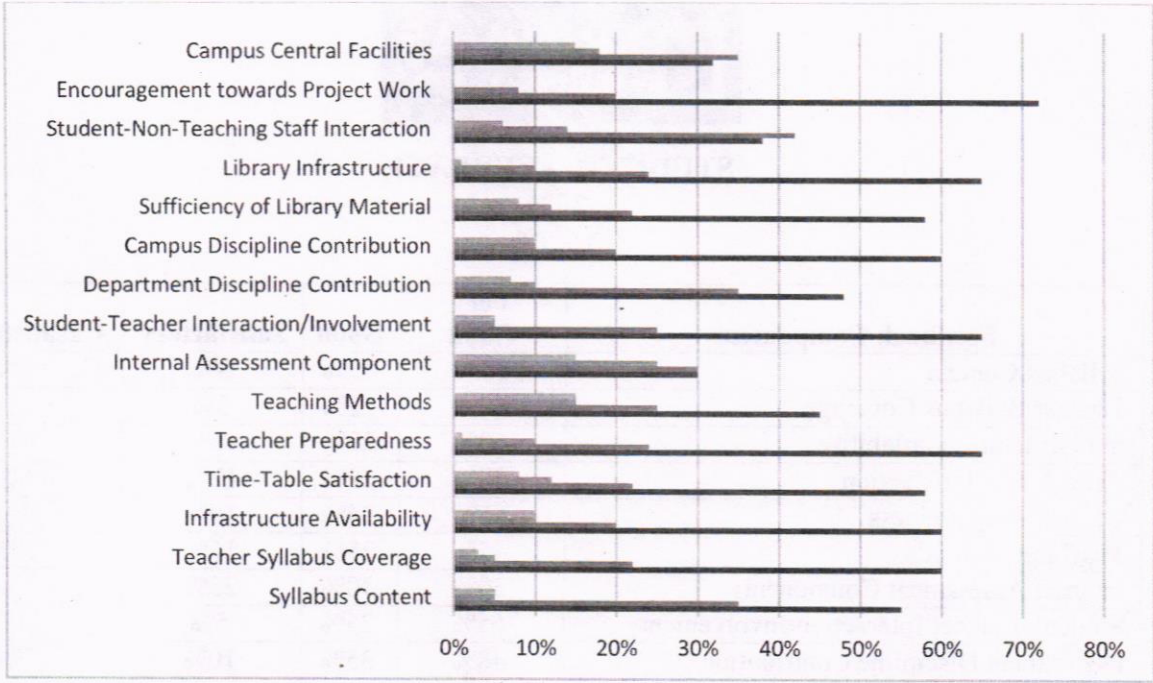
STUDENTS FEEDBACK

2021

B.Sc DF

Feedback Components	Very Good	Good	Satisfactory	Unsatisfactory
Syllabus Content	55%	35%	5%	5%
Teacher Syllabus Coverage	60%	22%	5%	3%
Infrastructure Availability	60%	20%	10%	10%
Time-Table Satisfaction	58%	22%	12%	8%
Teacher Preparedness	65%	24%	10%	1%
Teaching Methods	45%	25%	15%	15%
Internal Assessment Component	30%	30%	25%	15%
Student-Teacher Interaction/Involvement	65%	25%	5%	5%
Department Discipline Contribution	48%	35%	10%	7%
Campus Discipline Contribution	60%	20%	10%	10%
Sufficiency of Library Material	58%	22%	12%	8%
Library Infrastructure	65%	24%	10%	1%
Student-Non-Teaching Staff Interaction	38%	42%	14%	6%
Encouragement towards Project Work	72%	20%	8%	0%
Campus Central Facilities	32%	35%	18%	15%


REGISTRAR
SRINIVAS UNIVERSITY
MANGALORE



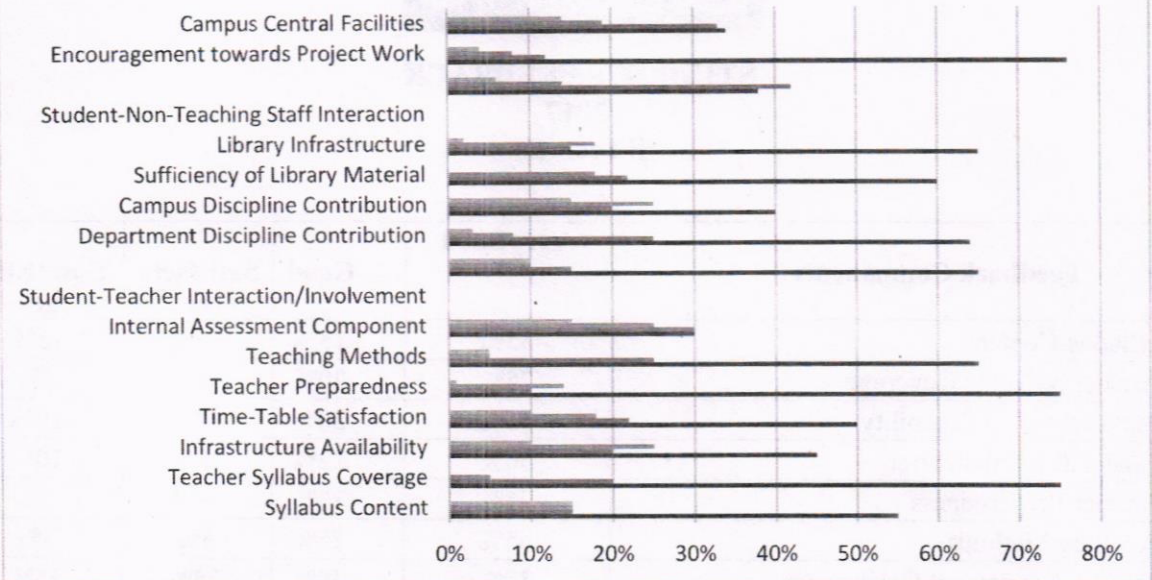


STUDENTS FEEDBACK
2017
BTech Cs

Feedback Components	VeryGood	Good	Satisfactory	Unsatisfactory
Syllabus Content	55%	15%	15%	15%
Teacher Syllabus Coverage	75%	20%	05%	0%
Infrastructure Availability	45%	20%	25%	10%
Time-Table Satisfaction	50%	22%	18%	10%
Teacher Preparedness	75%	10%	14%	1%
Teaching Methods	65%	25%	5%	5%
Internal Assessment Component	30%	30%	25%	15%
Student-Teacher Interaction/Involvement	65%	15%	10%	10%
Department Discipline Contribution	64%	25%	8%	3%
Campus Discipline Contribution	40%	20%	25%	15%
Sufficiency of Library Material	60%	22%	18%	0%
Library Infrastructure	65%	15%	18%	2%
Student-Non-Teaching Staff Interaction	38%	42%	14%	6%
Encouragement towards Project Work	76%	12%	8%	4%
Campus Central Facilities	34%	33%	19%	14%


REGISTRAR
SRINIVAS UNIVERSITY
MANGALORE

Chart Title





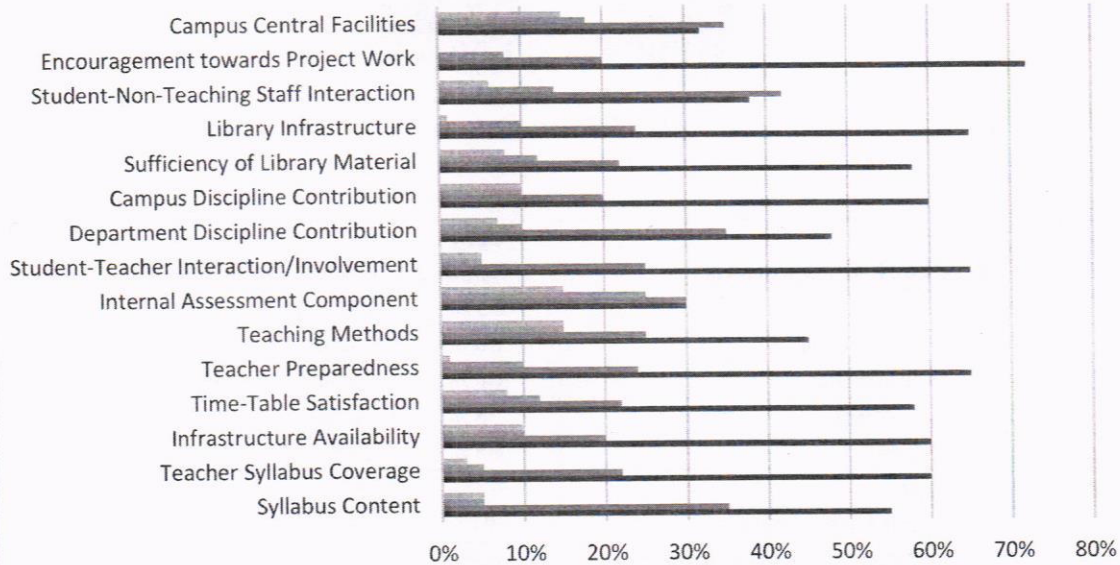
**SRINIVAS
UNIVERSITY**
STUDENTS FEEDBACK
2018
BTech Cs

Feedback Components	Very Good	Good	Satisfactory	Unsatisfactory
Syllabus Content	55%	35%	5%	5%
Teacher Syllabus Coverage	60%	22%	5%	3%
Infrastructure Availability	60%	20%	10%	10%
Time-Table Satisfaction	58%	22%	12%	8%
Teacher Preparedness	65%	24%	10%	1%
Teaching Methods	45%	25%	15%	15%
Internal Assessment Component	30%	30%	25%	15%
Student-Teacher Interaction/Involvement	65%	25%	5%	5%
Department Discipline Contribution	48%	35%	10%	7%
Campus Discipline Contribution	60%	20%	10%	10%
Sufficiency of Library Material	58%	22%	12%	8%
Library Infrastructure	65%	24%	10%	1%
Student-Non-Teaching Staff Interaction	38%	42%	14%	6%
Encouragement towards Project Work	72%	20%	8%	0%
Campus Central Facilities	32%	35%	18%	15%

A handwritten signature in purple ink, appearing to be 'S. Allu', written over a horizontal line.

REGISTRAR
SRINIVAS UNIVERSITY
MANGALORE

Chart Title



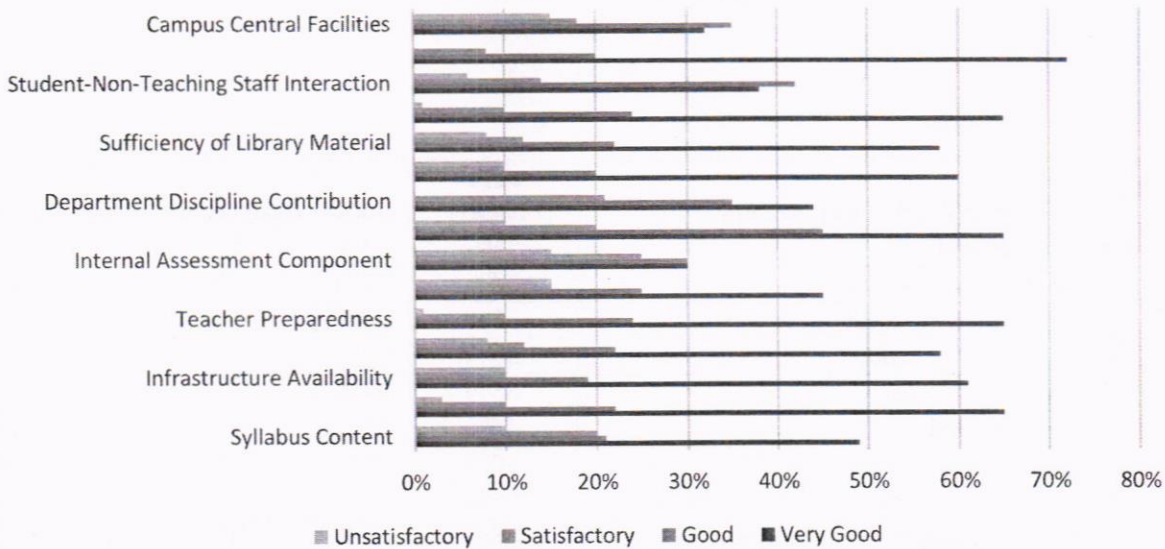


**STUDENTS FEEDBACK
2019
BTech Cs**

Feedback Components	Very Good	Good	Satisfactory	Unsatisfactory
Syllabus Content	55%	35%	5%	5%
Teacher Syllabus Coverage	60%	22%	5%	3%
Infrastructure Availability	60%	20%	10%	10%
Time-Table Satisfaction	58%	22%	12%	8%
Teacher Preparedness	65%	24%	10%	1%
Teaching Methods	45%	25%	15%	15%
Internal Assessment Component	30%	30%	25%	15%
Student-Teacher Interaction/Involvement	65%	25%	5%	5%
Department Discipline Contribution	48%	35%	10%	7%
Campus Discipline Contribution	60%	20%	10%	10%
Sufficiency of Library Material	58%	22%	12%	8%
Library Infrastructure	65%	24%	10%	1%
Student-Non-Teaching Staff Interaction	38%	42%	14%	6%
Encouragement towards Project Work	72%	20%	8%	0%
Campus Central Facilities	32%	35%	18%	15%


**REGISTRAR
SRINIVAS UNIVERSITY
MANGALORE**

Student Feedback 2019





**SRINIVAS
UNIVERSITY**

STUDENTS FEEDBACK

2020

BTech Cs

Feedback Components	Very Good	Good	Satisfactory	Unsatisfactory
Syllabus Content	52%	23%	20%	5%
Teacher Syllabus Coverage	46%	31%	15%	10%
Infrastructure Availability	60%	20%	10%	10%
Time-Table Satisfaction	72%	20%	8%	0%
Teacher Preparedness	65%	10%	24%	1%
Teaching Methods	45%	15%	25%	15%
Internal Assessment Component	40%	30%	15%	15%
Student-Teacher Interaction/Involvement	45%	35%	10%	10%
Department Discipline Contribution	44%	26%	20%	10%
Campus Discipline Contribution	64%	20%	10%	6%
Sufficiency of Library Material	72%	20%	8%	0%
Library Infrastructure	65%	30%	4%	1%
Student-Non-Teaching Staff Interaction	38%	42%	14%	6%
Encouragement towards Project Work	72%	20%	8%	0%
Campus Central Facilities	31%	36%	18%	15%

**REGISTRAR
SRINIVAS UNIVERSITY
MANGALORE**

STUDENT FEEDBACK - 2020





**SRINIVAS
UNIVERSITY**

STUDENTS FEEDBACK

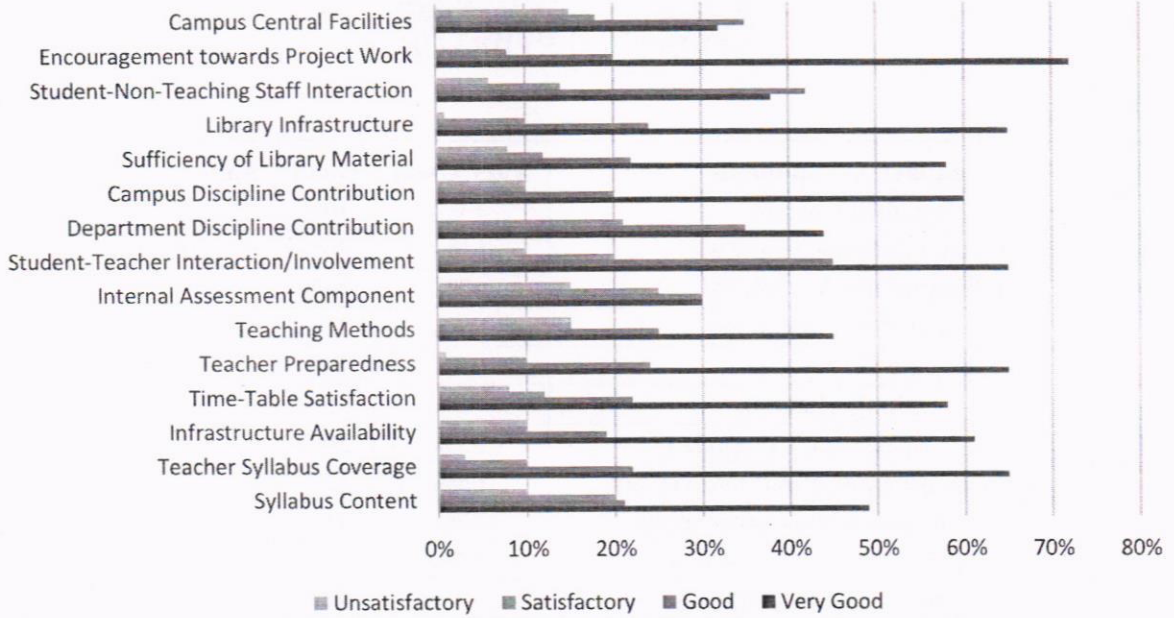
2021

BTech Cs

Feedback Components	Very Good	Good	Satisfactory	Unsatisfactory
Syllabus Content	43%	30%	20%	7%
Teacher Syllabus Coverage	61%	26%	10%	3%
Infrastructure Availability	60%	20%	10%	10%
Time-Table Satisfaction	58%	22%	12%	8%
Teacher Preparedness	65%	24%	10%	1%
Teaching Methods	45%	25%	15%	15%
Internal Assessment Component	33%	30%	25%	12%
Student-Teacher Interaction/Involvement	65%	15%	10%	10%
Department Discipline Contribution	40%	45%	10%	5%
Campus Discipline Contribution	63%	20%	10%	7%
Sufficiency of Library Material	58%	22%	12%	8%
Library Infrastructure	65%	24%	10%	1%
Student-Non-Teaching Staff Interaction	38%	42%	14%	6%
Encouragement towards Project Work	72%	20%	8%	0%
Campus Central Facilities	52%	35%	8%	5%

**REGISTRAR
SRINIVAS UNIVERSITY
MANGALORE**

STUDENT FEEDBACK - 2021

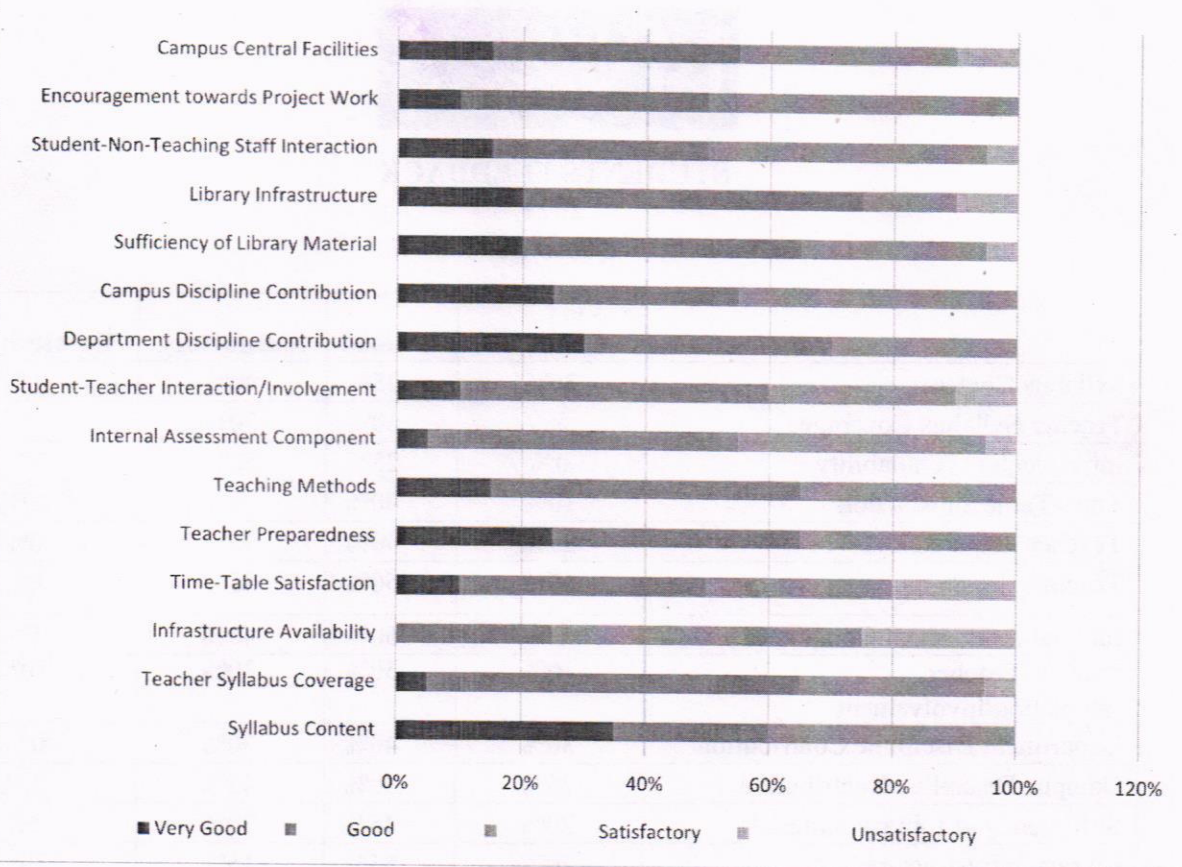




STUDENTS FEEDBACK
2021
BTech EC

	Very Good	Good	Satisfactory	Unsatisfactory
Syllabus Content	35%	25%	40%	0 %
Teacher Syllabus Coverage	5%	60%	30%	5%
Infrastructure Availability	0%	25%	50%	25%
Time-Table Satisfaction	10%	40%	30%	20%
Teacher Preparedness	25%	40%	35%	0%
Teaching Methods	15%	50%	35%	0%
Internal Assessment Component	5%	50%	40%	5%
Student-Teacher Interaction/Involvement	10%	50%	30%	10%
Department Discipline Contribution	30%	40%	30%	0 %
Campus Discipline Contribution	25%	30%	45%	0 %
Sufficiency of Library Material	20%	45%	30%	5%
Library Infrastructure	20%	55%	15%	10%
Student-Non-Teaching Staff Interaction	15%	35%	45%	5%
Encouragement towards Project Work	10%	40%	50%	0 %
Campus Central Facilities	15%	40%	35%	10%

REGISTRAR
SRINIVAS UNIVERSITY,
MANGALORE





**STUDENTS FEEDBACK
2020
BTech EC**

	Very Good	Good	Satisfactory	Unsatisfactory
Syllabus Content	25%	25%	50%	0%
Teacher Syllabus Coverage	15%	50%	30%	5%
Infrastructure Availability	5%	20%	50%	25%
Time-Table Satisfaction	15%	45%	30%	10%
Teacher Preparedness	25%	40%	35%	0%
Teaching Methods	25%	45%	30%	0%
Internal Assessment Component	15%	40%	40%	5%
Student-Teacher Interaction/Involvement	10%	55%	25%	10%
Department Discipline Contribution	35%	30%	35%	0%
Campus Discipline Contribution	30%	30%	40%	0%
Sufficiency of Library Material	20%	45%	30%	5%
Library Infrastructure	20%	55%	15%	10%
Student-Non-Teaching Staff Interaction	15%	35%	45%	5%
Encouragement towards Project Work	20%	40%	40%	0%
Campus Central Facilities	10%	45%	35%	10%


REGISTRAR
SRINIVAS UNIVERSITY
MANGALORE

Chart Title



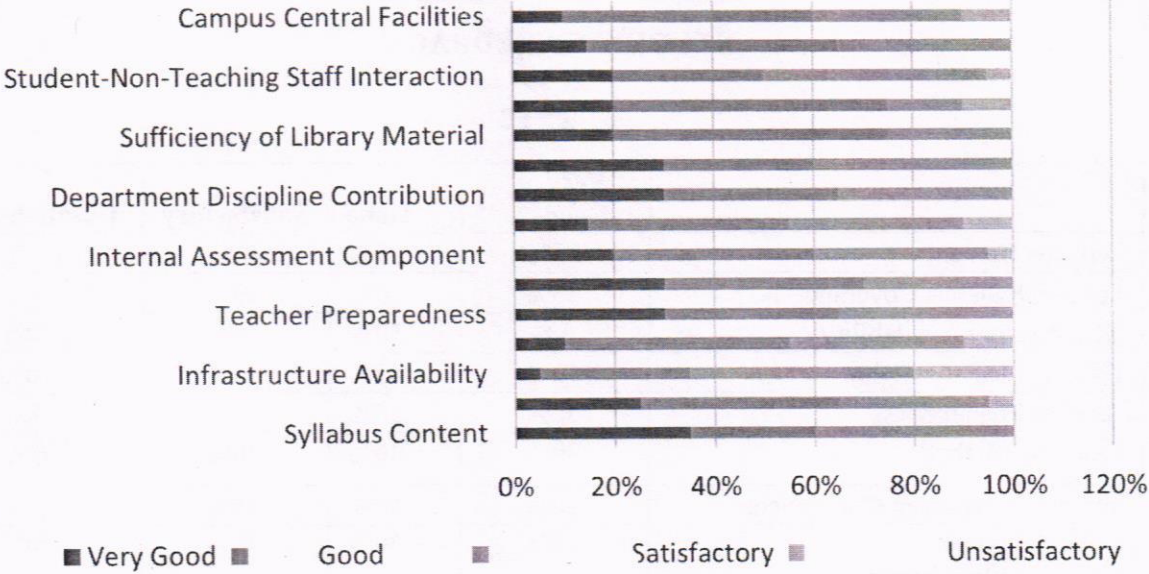


STUDENTS FEEDBACK
2019
BTech EC

	Very Good	Good	Satisfactory	Unsatisfactory
Syllabus Content	35%	25%	40%	0%
Teacher Syllabus Coverage	25%	40%	30%	5%
Infrastructure Availability	5%	30%	45%	20%
Time-Table Satisfaction	10%	45%	35%	10%
Teacher Preparedness	30%	35%	35%	0%
Teaching Methods	30%	40%	30%	0%
Internal Assessment Component	20%	40%	35%	5%
Student-Teacher Interaction/Involvement	15%	40%	35%	10%
Department Discipline Contribution	30%	35%	35%	0%
Campus Discipline Contribution	30%	30%	40%	0%
Sufficiency of Library Material	20%	55%	25%	0%
Library Infrastructure	20%	55%	15%	10%
Student-Non-Teaching Staff Interaction	20%	30%	45%	5%
Encouragement towards Project Work	15%	50%	35%	0%
Campus Central Facilities	10%	50%	30%	10%


REGISTERED
SRINIVAS UNIVERSITY
MANGALORE

Chart Title





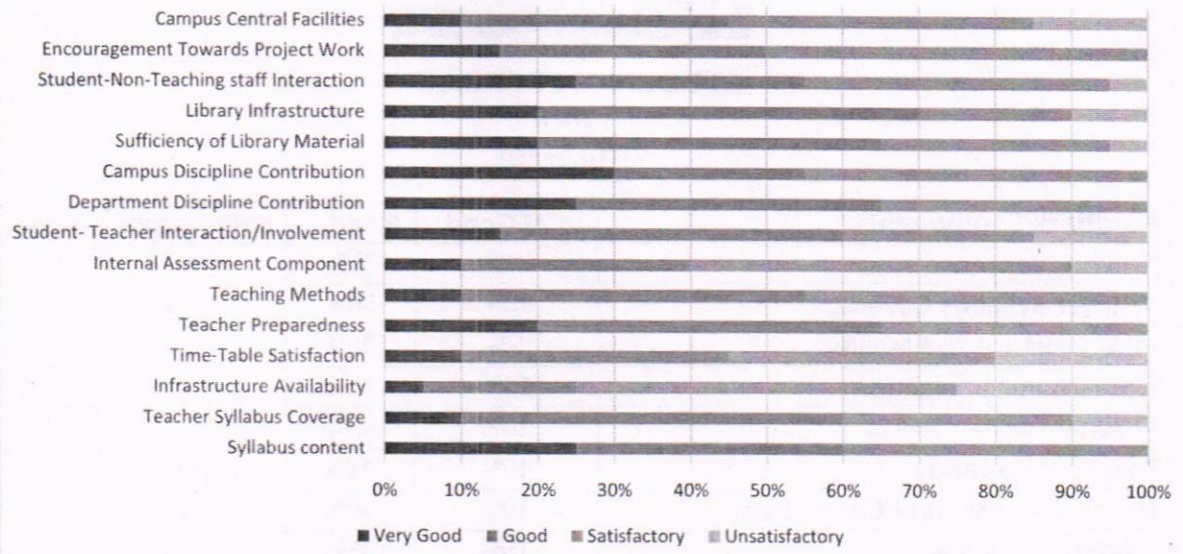
**STUDENTS FEEDBACK
2018
BTech EC**

Feedback Components	Very Good	Good	Satisfactory	Unsatisfactory
Syllabus content	25%	35%	40%	0%
Teacher Syllabus Coverage	10%	50%	30%	10%
Infrastructure Availability	5%	20%	50%	25%
Time-Table Satisfaction	10%	35%	35%	20%
Teacher Preparedness	20%	45%	35%	0%
Teaching Methods	10%	45%	45%	0%
Internal Assessment Component	10%	30%	50%	10%
Student- Teacher Interaction/Involvement	15%	45%	25%	15%
Department Discipline Contribution	25%	40%	35%	0%
Campus Discipline Contribution	30%	25%	45%	0%
Sufficiency of Library Material	20%	45%	30%	5%
Library Infrastructure	20%	50%	20%	10%
Student-Non-Teaching staff Interaction	25%	30%	40%	5%
Encouragement Towards Project Work	15%	35%	50%	0%
Campus Central Facilities	10%	35%	40%	15%

A handwritten signature in purple ink, appearing to be 'A. Srinivas', written over a horizontal line.

REGISTRAR
SRINIVAS UNIVERSITY
MANGALORE

Chart Title



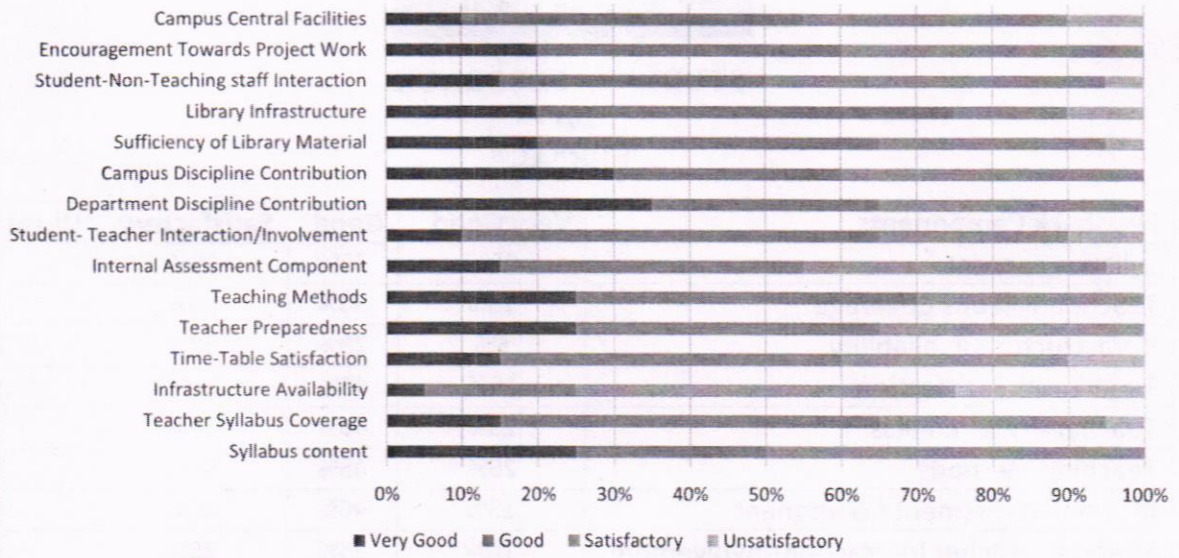


STUDENTS FEEDBACK
2017
BTech EC

Feedback Components	Very Good	Good	Satisfactory	Unsatisfactory
Syllabus content	25%	25%	50%	0%
Teacher Syllabus Coverage	15%	50%	30%	5%
Infrastructure Availability	5%	20%	50%	25%
Time-Table Satisfaction	15%	45%	30%	10%
Teacher Preparedness	25%	40%	35%	0%
Teaching Methods	25%	45%	30%	0%
Internal Assessment Component	15%	40%	40%	5%
Student- Teacher Interaction/Involvement	10%	55%	25%	10%
Department Discipline Contribution	35%	30%	35%	0%
Campus Discipline Contribution	30%	30%	40%	0%
Sufficiency of Library Material	20%	45%	30%	5%
Library Infrastructure	20%	55%	15%	10%
Student-Non-Teaching staff Interaction	15%	35%	45%	5%
Encouragement Towards Project Work	20%	40%	40%	0%
Campus Central Facilities	10%	45%	35%	10%


REGISTERED
SRINIVAS UNIVERSITY
MANGALORE

STUDENT FEEDBACK



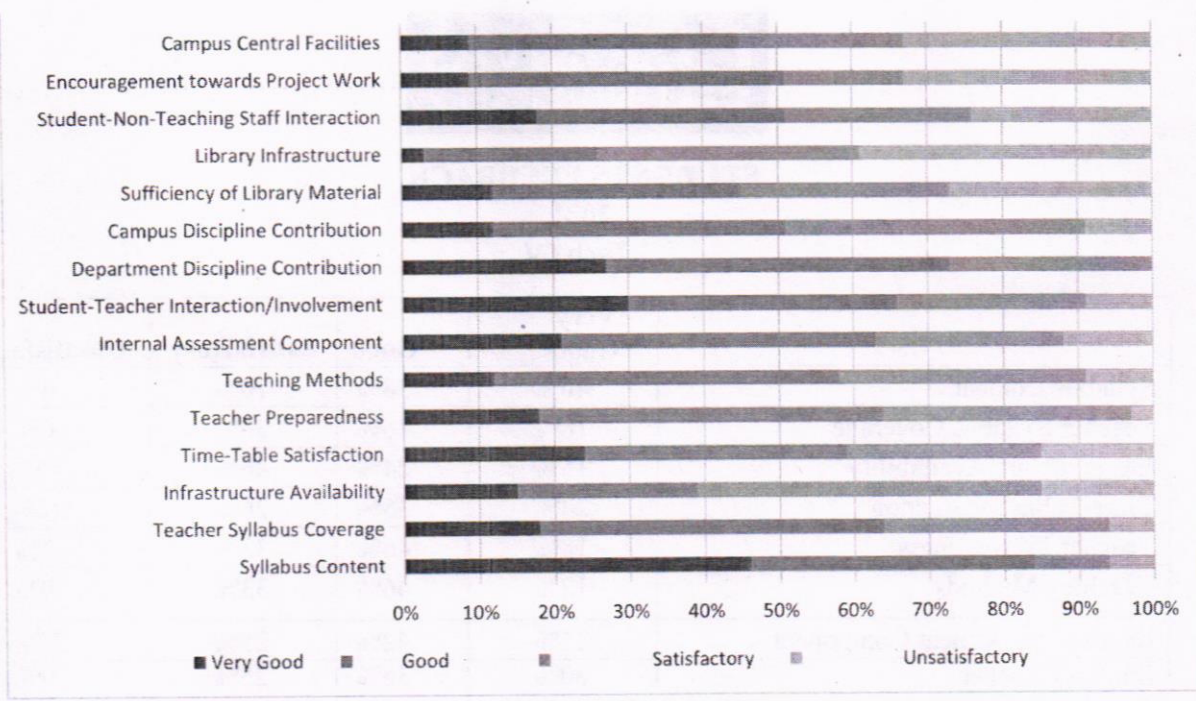


**STUDENTS FEEDBACK
2021
BTech CV**

	Very Good	Good	Satisfactory	Unsatisfactory
Syllabus Content	46%	38%	10%	6%
Teacher Syllabus Coverage	18%	46%	30%	6%
Infrastructure Availability	15%	24%	46%	15%
Time-Table Satisfaction	24%	35%	26%	15%
Teacher Preparedness	18%	46%	33%	3%
Teaching Methods	12%	46%	33%	9%
Internal Assessment Component	21%	42%	25%	12%
Student-Teacher Interaction/Involvement	30%	36%	25%	9%
Department Discipline Contribution	27%	46%	27%	0%
Campus Discipline Contribution	12%	39%	40%	9%
Sufficiency of Library Material	12%	33%	28%	27%
Library Infrastructure	3%	23%	35%	39%
Student-Non-Teaching Staff Interaction	18%	33%	25%	24%
Encouragement towards Project Work	9%	42%	16%	33%
Campus Central Facilities	9%	36%	22%	33%

A handwritten signature in purple ink, appearing to be 'Srinivas', written over a horizontal line.

**REGISTRAR
SRINIVAS UNIVERSITY
MANGALORE**



131371
 SMITH'S
 2014



STUDENTS FEEDBACK

2020

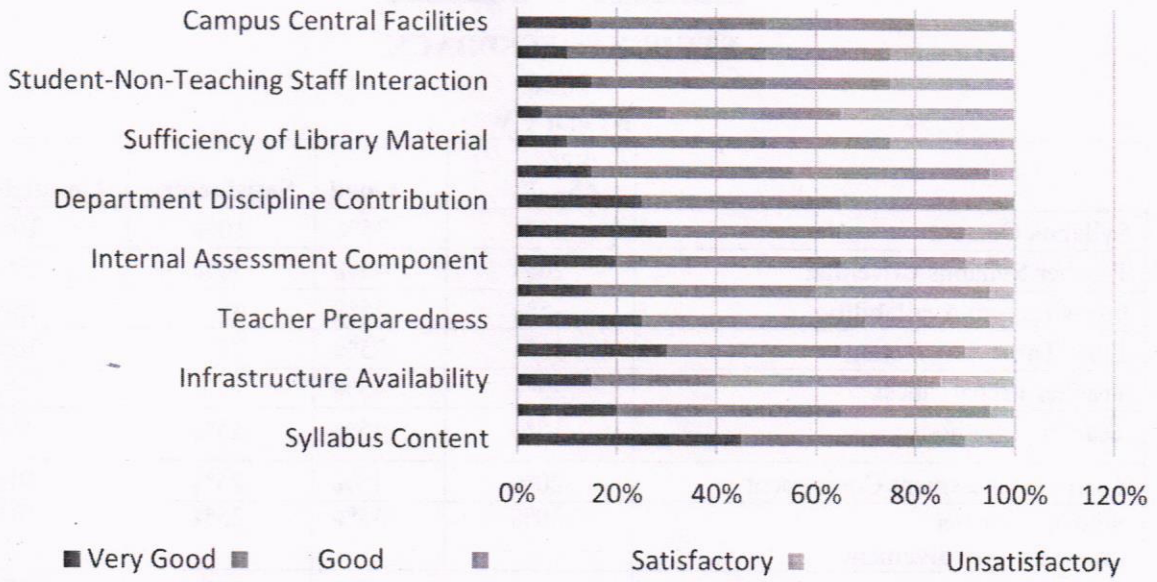
BTech CV

	Very Good	Good	Satisfactory	Unsatisfactory
Syllabus Content	45%	35%	10%	10%
Teacher Syllabus Coverage	20%	45%	30%	5%
Infrastructure Availability	15%	25%	45%	15%
Time-Table Satisfaction	30%	35%	25%	10%
Teacher Preparedness	25%	45%	25%	5%
Teaching Methods	15%	45%	35%	5%
Internal Assessment Component	20%	45%	25%	10%
Student-Teacher Interaction/Involvement	30%	35%	25%	10%
Department Discipline Contribution	25%	40%	35%	0%
Campus Discipline Contribution	15%	40%	40%	5%
Sufficiency of Library Material	10%	40%	25%	25%
Library Infrastructure	5%	25%	35%	35%
Student-Non-Teaching Staff Interaction	15%	35%	25%	25%
Encouragement towards Project Work	10%	40%	25%	25%
Campus Central Facilities	15%	35%	30%	20%

A handwritten signature in purple ink, appearing to be 'Allan', written over a horizontal line.

REGISTRAR
SRINIVAS UNIVERSITY
MANGALURU

Chart Title

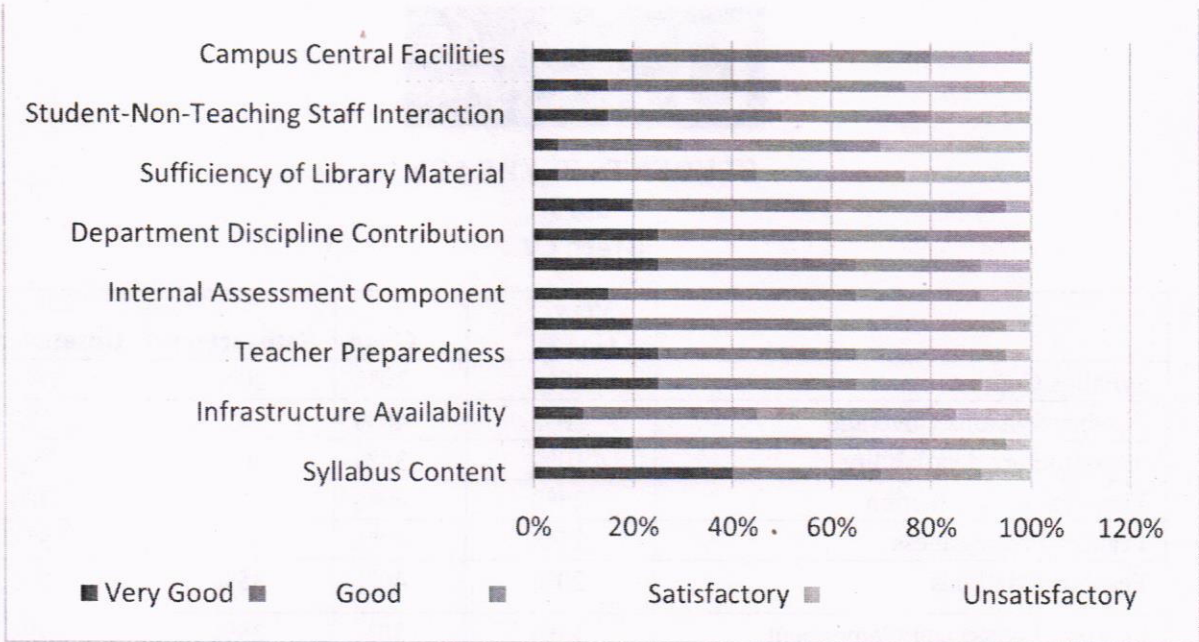




**STUDENTS FEEDBACK
2019
BTech CV**

	Very Good	Good	Satisfactory	Unsatisfactory
Syllabus Content	40%	30%	20%	10%
Teacher Syllabus Coverage	20%	40%	35%	5%
Infrastructure Availability	10%	35%	40%	15%
Time-Table Satisfaction	25%	40%	25%	10%
Teacher Preparedness	25%	40%	30%	5%
Teaching Methods	20%	40%	35%	5%
Internal Assessment Component	15%	50%	25%	10%
Student-Teacher Interaction/Involvement	25%	40%	25%	10%
Department Discipline Contribution	25%	35%	40%	0%
Campus Discipline Contribution	20%	40%	35%	5%
Sufficiency of Library Material	5%	40%	30%	25%
Library Infrastructure	5%	25%	40%	30%
Student-Non-Teaching Staff Interaction	15%	35%	30%	20%
Encouragement towards Project Work	15%	35%	25%	25%
Campus Central Facilities	20%	35%	25%	20%


REGISTRAR
SRINIVAS UNIVERSITY
MANGALORE





**STUDENTS FEEDBACK
2018
BTech CV**

Feedback Components	Very Good	Good	Satisfactory	Unsatisfactory
Syllabus content	46%	38%	10%	6%
Teacher Syllabus Coverage	18%	46%	30%	6%
Infrastructure Availability	15%	24%	46%	15%
Time-Table Satisfaction	24%	35%	26%	15%
Teacher Preparedness	18%	46%	33%	3%
Teaching Methods	12%	46%	33%	9%
Internal Assessment Component	21%	42%	25%	12%
Student- Teacher Interaction/Involvement	30%	36%	25%	9%
Department Discipline Contribution	27%	46%	27%	0%
Campus Discipline Contribution	12%	39%	40%	9%
Sufficiency of Library Material	12%	33%	28%	27%
Library Infrastructure	3%	23%	35%	39%
Student-Non-Teaching staff Interaction	18%	33%	25%	24%
Encouragement Towards Project Work	9%	42%	16%	33%
Campus Central Facilities	9%	36%	22%	33%


**REGISTRAR
SRINIVAS UNIVERSITY,
MANGALORE**

STUDENT FEEDBACK



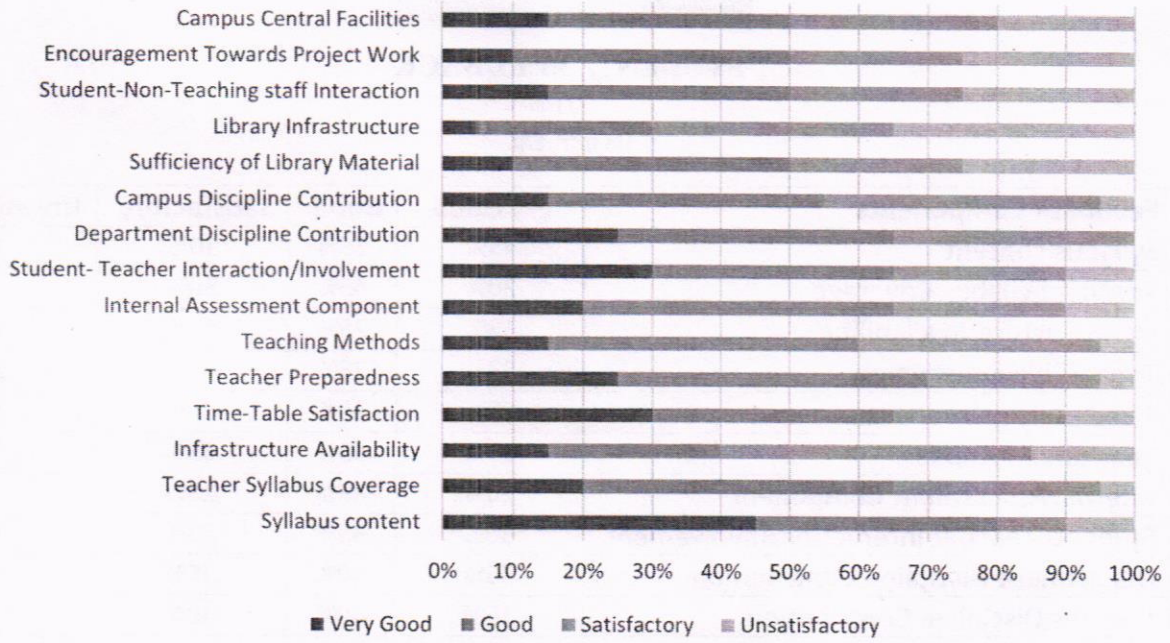


**STUDENTS FEEDBACK
2017
BTech CV**

Feedback Components	Very Good	Good	Satisfactory	Unsatisfactory
Syllabus content	45%	35%	10%	10%
Teacher Syllabus Coverage	20%	45%	30%	5%
Infrastructure Availability	15%	25%	45%	15%
Time-Table Satisfaction	30%	35%	25%	10%
Teacher Preparedness	25%	45%	25%	5%
Teaching Methods	15%	45%	35%	5%
Internal Assessment Component	20%	45%	25%	10%
Student- Teacher Interaction/Involvement	30%	35%	25%	10%
Department Discipline Contribution	25%	40%	35%	0%
Campus Discipline Contribution	15%	40%	40%	5%
Sufficiency of Library Material	10%	40%	25%	25%
Library Infrastructure	5%	25%	35%	35%
Student-Non-Teaching staff Interaction	15%	35%	25%	25%
Encouragement Towards Project Work	10%	40%	25%	25%
Campus Central Facilities	15%	35%	30%	20%


REGISTRAR
SRINIVAS UNIVERSITY
MANGALORE

STUDENT FEEDBACK



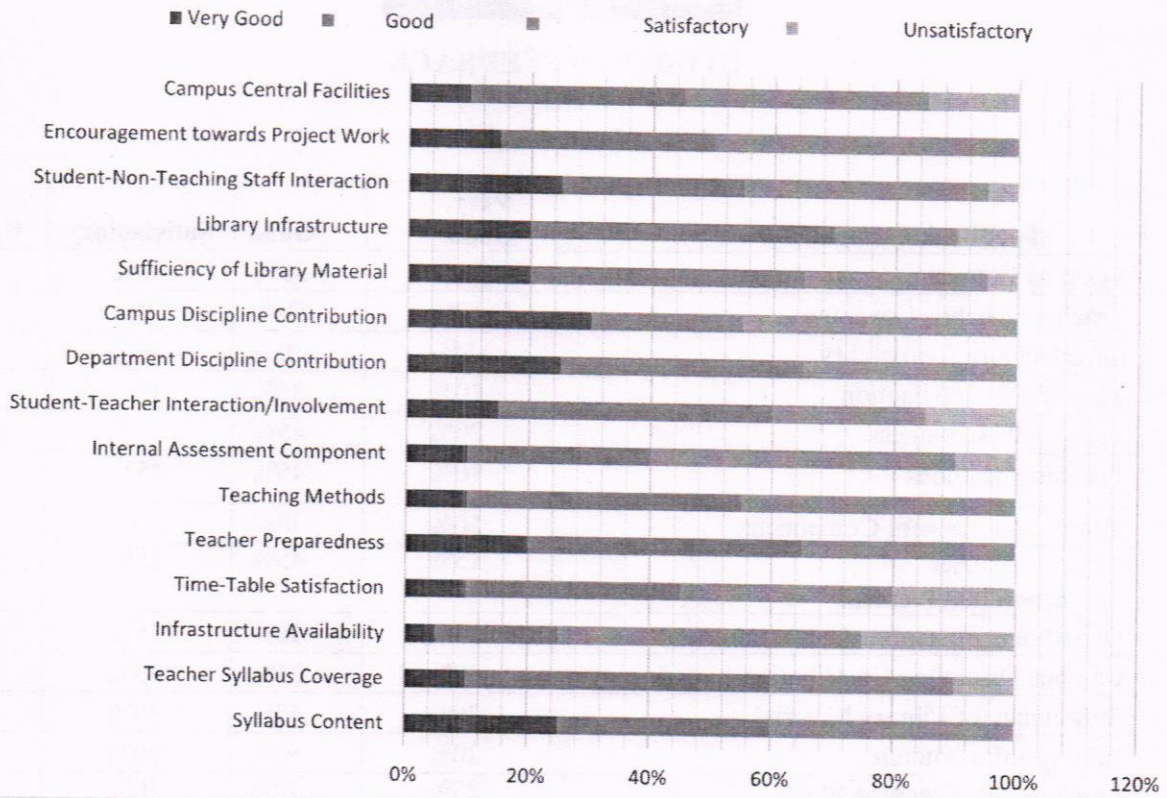


**STUDENTS FEEDBACK
2021
BTech Mech**

Feedback Components	Very Good	Good	Satisfactory	Unsatisfactory
Syllabus Content	25%	35%	40%	0 %
Teacher Syllabus Coverage	10%	50%	30%	10%
Infrastructure Availability	5%	20%	50%	25%
Time-Table Satisfaction	10%	35%	35%	20%
Teacher Preparedness	20%	45%	35%	0%
Teaching Methods	10%	45%	45%	0%
Internal Assessment Component	10%	30%	50%	10%
Student-Teacher Interaction/Involvement	15%	45%	25%	15%
Department Discipline Contribution	25%	40%	35%	0 %
Campus Discipline Contribution	30%	25%	45%	0 %
Sufficiency of Library Material	20%	45%	30%	5%
Library Infrastructure	20%	50%	20%	10%
Student-Non-Teaching Staff Interaction	25%	30%	40%	5%
Encouragement towards Project Work	15%	35%	50%	0 %
Campus Central Facilities	10%	35%	40%	15%


**SRINIVAS UNIVERSITY
MANGALORE**

STUDENTS FEEDBACK FORM





**STUDENTS FEEDBACK
2020
BTech Mech**

Feedback Components	Very Good	Good	Satisfactory	Unsatisfactory
Syllabus Content	20%	40%	40%	0 %
Teacher Syllabus Coverage	10%	60%	30%	0%
Infrastructure Availability	10%	25%	45%	20%
Time-Table Satisfaction	10%	25%	45%	20%
Teacher Preparedness	15%	50%	35%	0%
Teaching Methods	15%	35%	50%	0%
Internal Assessment Component	10%	30%	50%	10%
Student-Teacher Interaction/Involvement	10%	50%	25%	15%
Department Discipline Contribution	15%	50%	35%	0 %
Campus Discipline Contribution	30%	35%	35%	0 %
Sufficiency of Library Material	20%	45%	30%	5%
Library Infrastructure	20%	60%	10%	10%
Student-Non-Teaching Staff Interaction	25%	40%	30%	5%
Encouragement towards Project Work	10%	40%	50%	0 %
Campus Central Facilities	10%	45%	30%	15%


REGISTRAR
SRINIVAS UNIVERSITY
MANGALORE



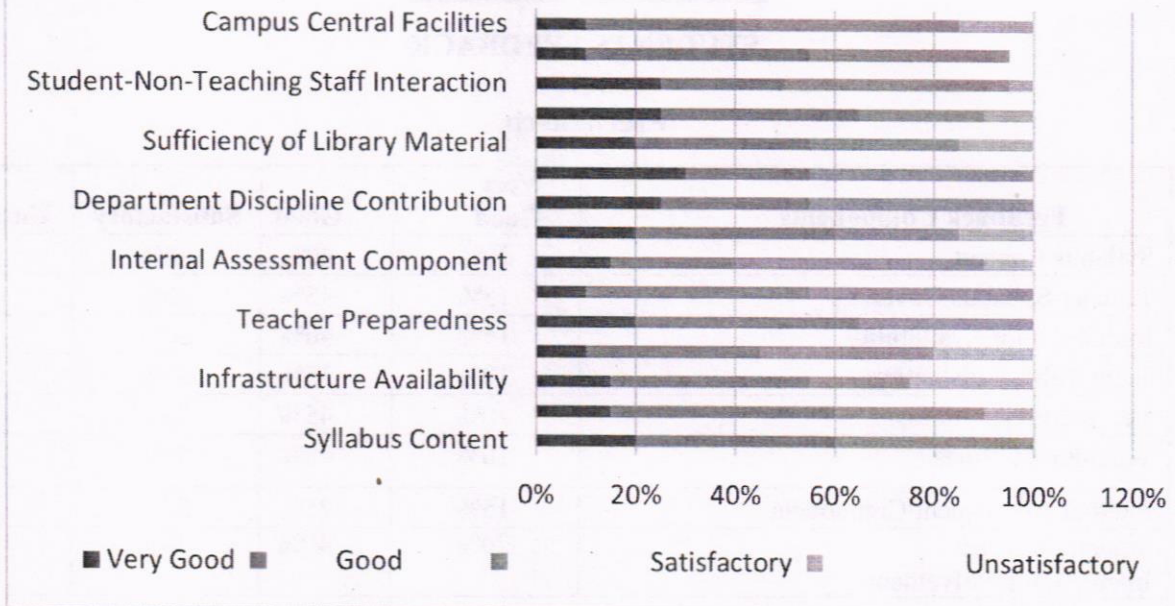


STUDENTS FEEDBACK
2019
BTech Mech

Feedback Components	Very Good	Good	Satisfactory	Unsatisfactory
Syllabus Content	20%	40%	40%	0 %
Teacher Syllabus Coverage	15%	45%	30%	10%
Infrastructure Availability	15%	40%	20%	25%
Time-Table Satisfaction	10%	35%	35%	20%
Teacher Preparedness	20%	45%	35%	0%
Teaching Methods	10%	45%	45%	0%
Internal Assessment Component	15%	25%	50%	10%
Student-Teacher Interaction/Involvement	20%	40%	25%	15%
Department Discipline Contribution	25%	30%	45%	0 %
Campus Discipline Contribution	30%	25%	45%	0 %
Sufficiency of Library Material	20%	35%	30%	15%
Library Infrastructure	25%	40%	25%	10%
Student-Non-Teaching Staff Interaction	25%	25%	45%	5%
Encouragement towards Project Work	10%	45%	40%	0 %
Campus Central Facilities	10%	30%	45%	15%


REGISTRAR
SRINIVAS UNIVERSITY
MANGALORE

Chart Title



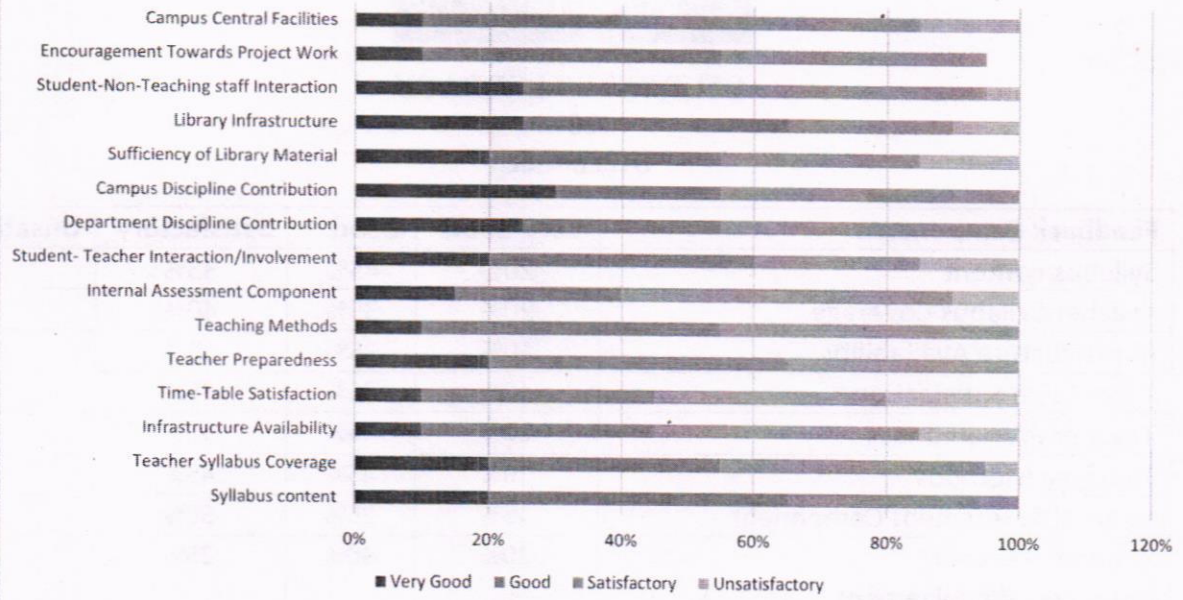


**STUDENTS FEEDBACK
2018
BTech Mech**

Feedback Components	Very Good	Good	Satisfactory	Unsatisfactory
Syllabus content	20%	45%	35%	0%
Teacher Syllabus Coverage	20%	35%	40%	5%
Infrastructure Availability	10%	35%	40%	15%
Time-Table Satisfaction	10%	35%	35%	20%
Teacher Preparedness	20%	45%	35%	0%
Teaching Methods	10%	45%	45%	0%
Internal Assessment Component	15%	25%	50%	10%
Student- Teacher Interaction/Involvement	20%	40%	25%	15%
Department Discipline Contribution	25%	30%	45%	0 %
Campus Discipline Contribution	30%	25%	45%	0 %
Sufficiency of Library Material	20%	35%	30%	15%
Library Infrastructure	25%	40%	25%	10%
Student-Non-Teaching staff Interaction	25%	25%	45%	5%
Encouragement Towards Project Work	10%	45%	40%	0 %
Campus Central Facilities	10%	30%	45%	15%


REGISTRAR
SRINIVAS UNIVERSITY
MANGALORE

STUDENT FEEDBACK





STUDENTS FEEDBACK
2017
BTech Mech

Feedback Components	Very Good	Good	Satisfactory	Unsatisfactory
Syllabus content	20%	40%	40%	0%
Teacher Syllabus Coverage	10%	60%	30%	0%
Infrastructure Availability	10%	25%	45%	20%
Time-Table Satisfaction	10%	25%	45%	20%
Teacher Preparedness	15%	50%	35%	0%
Teaching Methods	15%	35%	50%	0%
Internal Assessment Component	10%	30%	50%	10%
Student- Teacher Interaction/Involvement	10%	50%	25%	15%
Department Discipline Contribution	15%	50%	35%	0%
Campus Discipline Contribution	30%	35%	35%	0%
Sufficiency of Library Material	20%	45%	30%	5%
Library Infrastructure	20%	60%	10%	10%
Student-Non-Teaching staff Interaction	25%	40%	30%	5%
Encouragement Towards Project Work	10%	40%	50%	0%
Campus Central Facilities	10%	45%	30%	15%

A handwritten signature in purple ink, appearing to be 'Allu'.

REGISTERED
SRINIVAS UNIVERSITY
MANGALORE

STUDENTS FEEDBACK





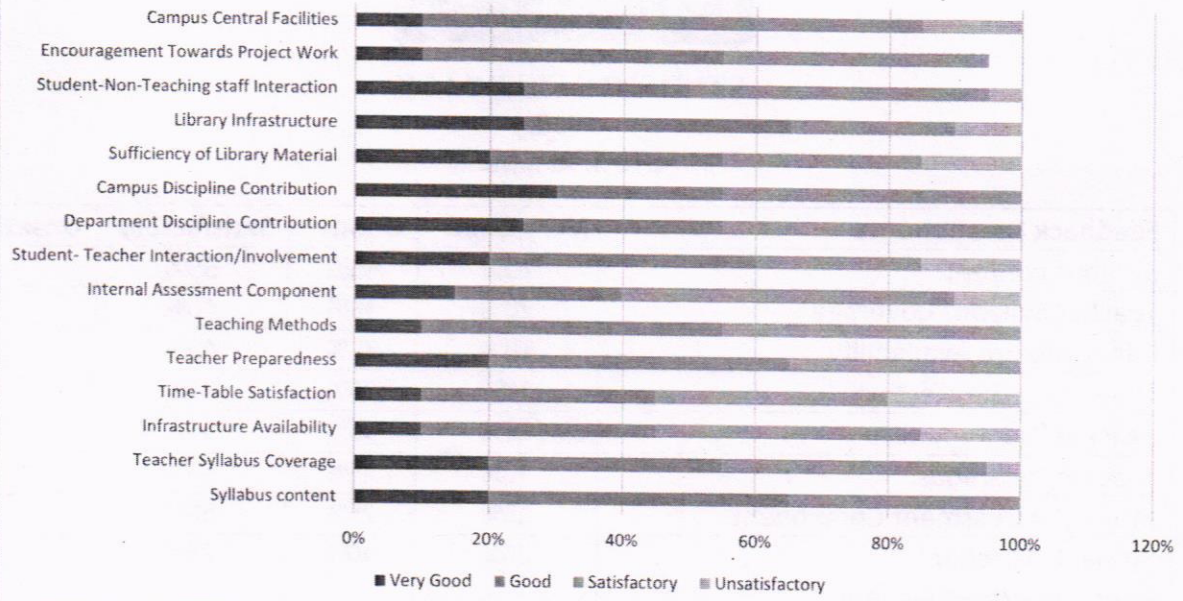
**STUDENTS FEEDBACK
2020
BTech AI &ML**

Feedback Components	Very Good	Good	Satisfactory	Unsatisfactory
Syllabus content	20%	45%	35%	0%
Teacher Syllabus Coverage	20%	35%	40%	5%
Infrastructure Availability	10%	35%	40%	15%
Time-Table Satisfaction	10%	35%	35%	20%
Teacher Preparedness	20%	45%	35%	0%
Teaching Methods	10%	45%	45%	0%
Internal Assessment Component	15%	25%	50%	10%
Student- Teacher Interaction/Involvement	20%	40%	25%	15%
Department Discipline Contribution	25%	30%	45%	0 %
Campus Discipline Contribution	30%	25%	45%	0 %
Sufficiency of Library Material	20%	35%	30%	15%
Library Infrastructure	25%	40%	25%	10%
Student-Non-Teaching staff Interaction	25%	25%	45%	5%
Encouragement Towards Project Work	10%	45%	40%	0 %
Campus Central Facilities	10%	30%	45%	15%

A handwritten signature in purple ink, appearing to be 'Srinivas'.

REGISTRAR
SRINIVAS UNIVERSITY,
MANGALORE

STUDENT FEEDBACK



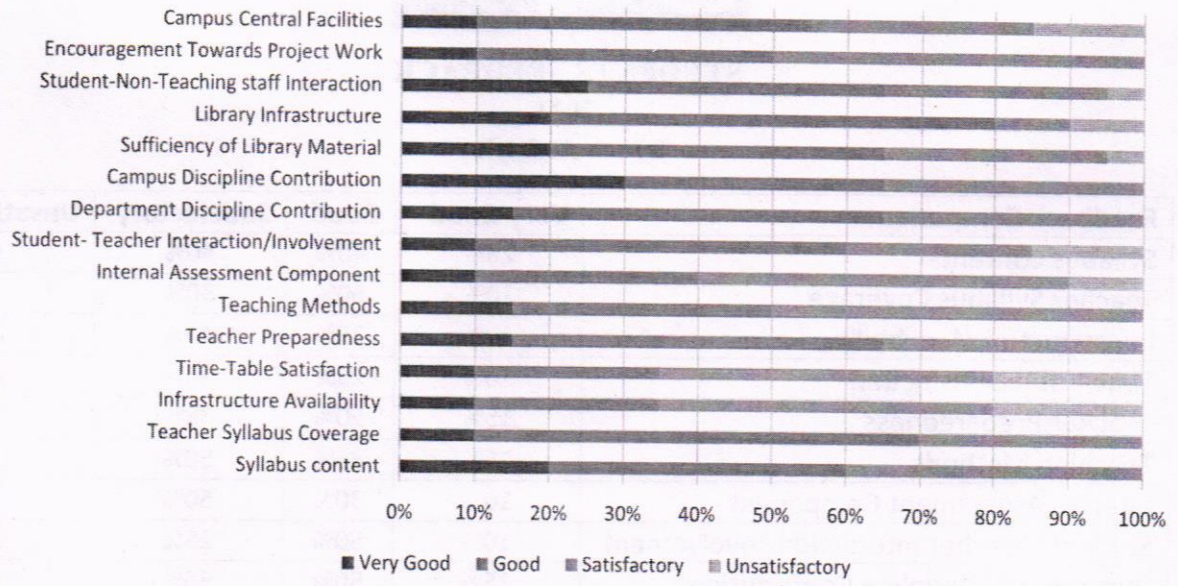


**STUDENTS FEEDBACK
2021
BTech AI & ML**

Feedback Components	Very Good	Good	Satisfactory	Unsatisfactory
Syllabus content	20%	40%	40%	0%
Teacher Syllabus Coverage	10%	60%	30%	0%
Infrastructure Availability	10%	25%	45%	20%
Time-Table Satisfaction	10%	25%	45%	20%
Teacher Preparedness	15%	50%	35%	0%
Teaching Methods	15%	35%	50%	0%
Internal Assessment Component	10%	30%	50%	10%
Student- Teacher Interaction/Involvement	10%	50%	25%	15%
Department Discipline Contribution	15%	50%	35%	0%
Campus Discipline Contribution	30%	35%	35%	0%
Sufficiency of Library Material	20%	45%	30%	5%
Library Infrastructure	20%	60%	10%	10%
Student-Non-Teaching staff Interaction	25%	40%	30%	5%
Encouragement Towards Project Work	10%	40%	50%	0%
Campus Central Facilities	10%	45%	30%	15%

REGISTRAR
SRINIVAS UNIVERSITY,
MANGALORE

STUDENTS FEEDBACK



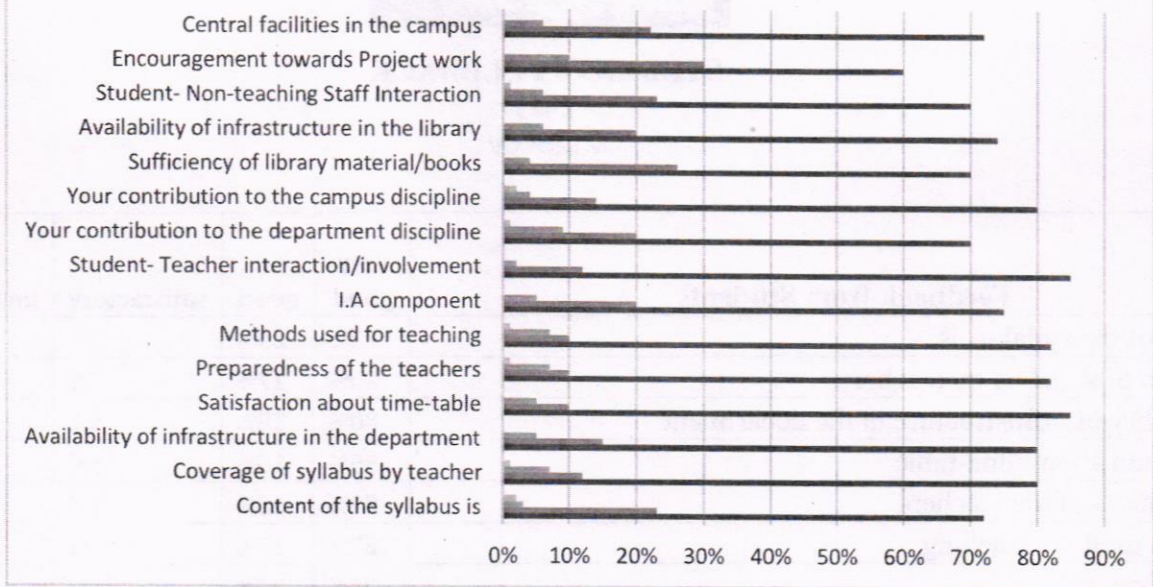


STUDENTS FEEDBACK
2017
MTech CV

Feedback from Students	very good	good	satisfactory	unsatisfactory
Content of the syllabus is	72%	23%	3%	2%
Coverage of syllabus by teacher	80%	12%	7%	1%
Availability of infrastructure in the department	80%	15%	5%	0%
Satisfaction about time-table	85%	10%	5%	0%
Preparedness of the teachers	82%	10%	7%	1%
Methods used for teaching	82%	10%	7%	1%
I.A component	75%	20%	5%	0%
Student- Teacher interaction/involvement	85%	12%	2%	0%
Your contribution to the department discipline	70%	20%	9%	1%
Your contribution to the campus discipline	80%	14%	4%	2%
Sufficiency of library material/books	70%	26%	4%	0%
Availability of infrastructure in the library	74%	20%	6%	0%
Student- Non-teaching Staff Interaction	70%	23%	6%	1%
Encouragement towards Project work	60%	30%	10%	0%
Central facilities in the campus	72%	22%	6%	0%


REGISTRAR
SRINIVAS UNIVERSITY
MANGALORE

Chart Title



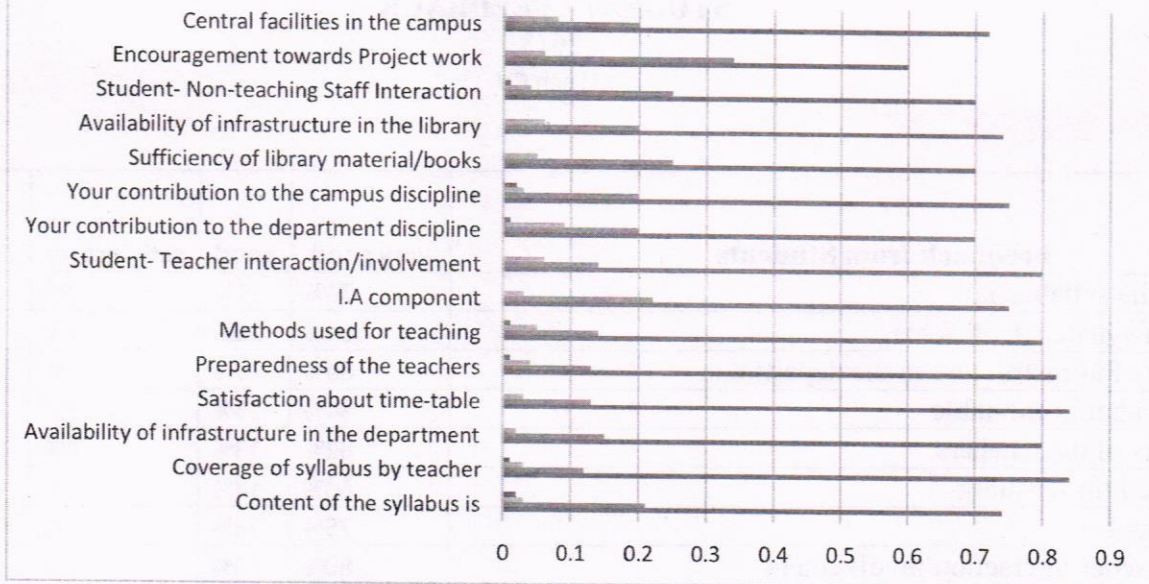


STUDENTS FEEDBACK
2018
MTech CV

Feedback from Students	very good	good	satisfactory	unsatisfactory
Content of the syllabus is	74%	21%	3%	2%
Coverage of syllabus by teacher	84%	12%	3%	1%
Availability of infrastructure in the department	80%	15%	2%	0%
Satisfaction about time-table	84%	13%	3%	0%
Preparedness of the teachers	82%	13%	4%	1%
Methods used for teaching	80%	14%	5%	1%
I.A component	75%	22%	3%	0%
Student- Teacher interaction/involvement	80%	14%	6%	0%
Your contribution to the department discipline	70%	20%	9%	1%
Your contribution to the campus discipline	75%	20%	3%	2%
Sufficiency of library material/books	70%	25%	5%	0%
Availability of infrastructure in the library	74%	20%	6%	0%
Student- Non-teaching Staff Interaction	70%	25%	4%	1%
Encouragement towards Project work	60%	34%	6%	0%
Central facilities in the campus	72%	20%	8%	0%


REGISTRAR
SRINIVAS UNIVERSITY
MANGALURU

Chart Title



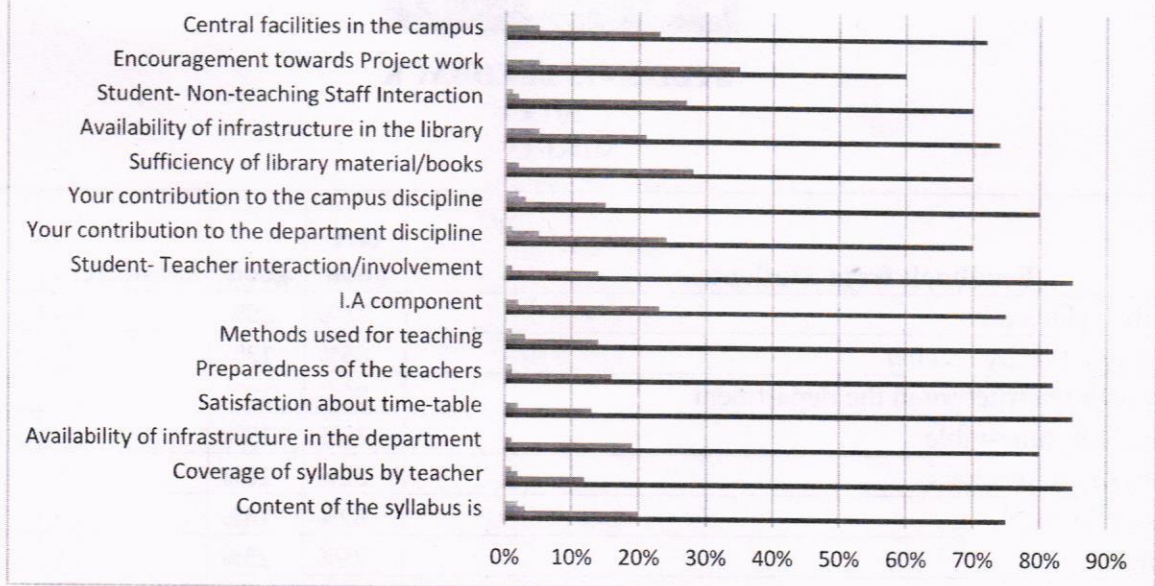


STUDENTS FEEDBACK
2019
MTech CV

Feedback from Students -	very good	good	satisfactory	unsatisfactory
Content of the syllabus is	75%	20%	3%	2%
Coverage of syllabus by teacher	85%	12%	2%	1%
Availability of infrastructure in the department	80%	19%	1%	0%
Satisfaction about time-table	85%	13%	2%	0%
Preparedness of the teachers	82%	16%	1%	1%
Methods used for teaching	82%	14%	3%	1%
I.A component	75%	23%	2%	0%
Student- Teacher interaction/involvement	85%	14%	1%	0%
Your contribution to the department discipline	70%	24%	5%	1%
Your contribution to the campus discipline	80%	15%	3%	2%
Sufficiency of library material/books	70%	28%	2%	0%
Availability of infrastructure in the library	74%	21%	5%	0%
Student- Non-teaching Staff Interaction	70%	27%	2%	1%
Encouragement towards Project work	60%	35%	5%	0%
Central facilities in the campus	72%	23%	5%	0%


REGISTRAR
SRINIVAS UNIVERSITY
MANGALORE

Chart Title





STUDENTS FEEDBACK

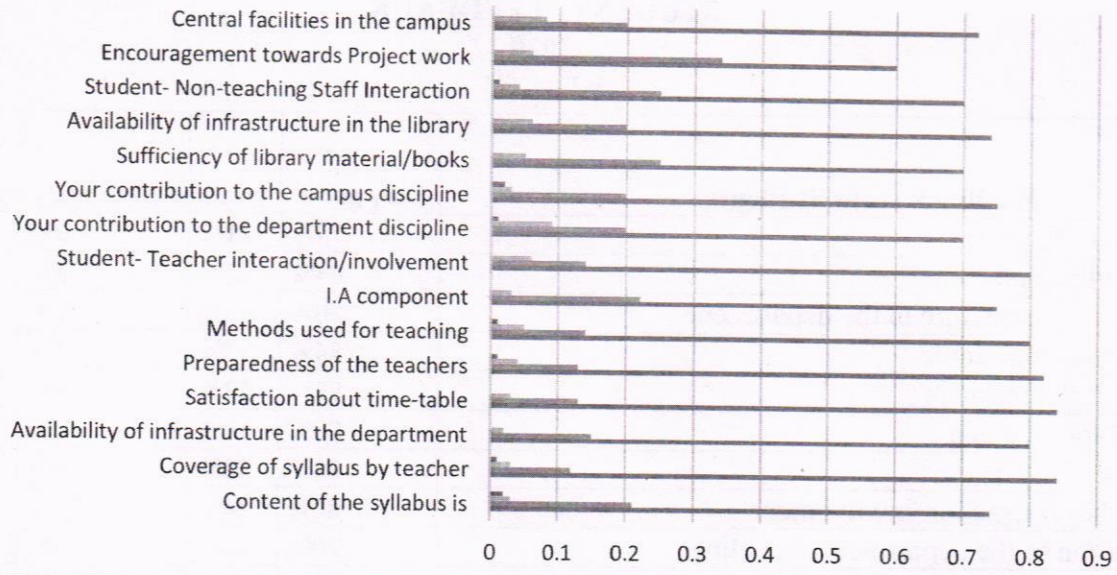
2020

MTech CV

Feedback from Students	very good	good	satisfactory	unsatisfactory
Content of the syllabus is	74%	21%	3%	2%
Coverage of syllabus by teacher	84%	12%	3%	1%
Availability of infrastructure in the department	80%	15%	2%	0%
Satisfaction about time-table	84%	13%	3%	0%
Preparedness of the teachers	82%	13%	4%	1%
Methods used for teaching	80%	14%	5%	1%
I.A component	75%	22%	3%	0%
Student- Teacher interaction/involvement	80%	14%	6%	0%
Your contribution to the department discipline	70%	20%	9%	1%
Your contribution to the campus discipline	75%	20%	3%	2%
Sufficiency of library material/books	70%	25%	5%	0%
Availability of infrastructure in the library	74%	20%	6%	0%
Student- Non-teaching Staff Interaction	70%	25%	4%	1%
Encouragement towards Project work	60%	34%	6%	0%
Central facilities in the campus	72%	20%	8%	0%


REGISTRAR
SRINIVAS UNIVERSITY
MANGALORE

Chart Title





STUDENTS FEEDBACK

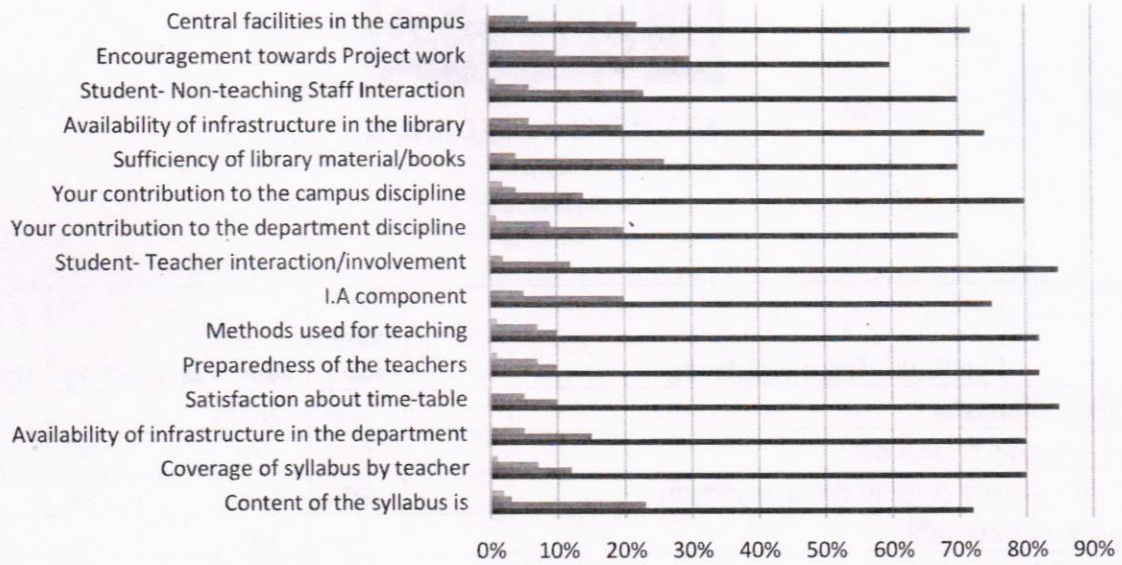
2021

MTech CV

Feedback from Students	very good	good	satisfactory	unsatisfactory
Content of the syllabus is	72%	23%	3%	2%
Coverage of syllabus by teacher	80%	12%	7%	1%
Availability of infrastructure in the department	80%	15%	5%	0%
Satisfaction about time-table	85%	10%	5%	0%
Preparedness of the teachers	82%	10%	7%	1%
Methods used for teaching	82%	10%	7%	1%
I.A component	75%	20%	5%	0%
Student- Teacher interaction/involvement	85%	12%	2%	0%
Your contribution to the department discipline	70%	20%	9%	1%
Your contribution to the campus discipline	80%	14%	4%	2%
Sufficiency of library material/books	70%	26%	4%	0%
Availability of infrastructure in the library	74%	20%	6%	0%
Student- Non-teaching Staff Interaction	70%	23%	6%	1%
Encouragement towards Project work	60%	30%	10%	0%
Central facilities in the campus	72%	22%	6%	0%

REGISTRAR
SRINIVAS UNIVERSITY
MANGALORE

Chart Title





STUDENTS FEEDBACK

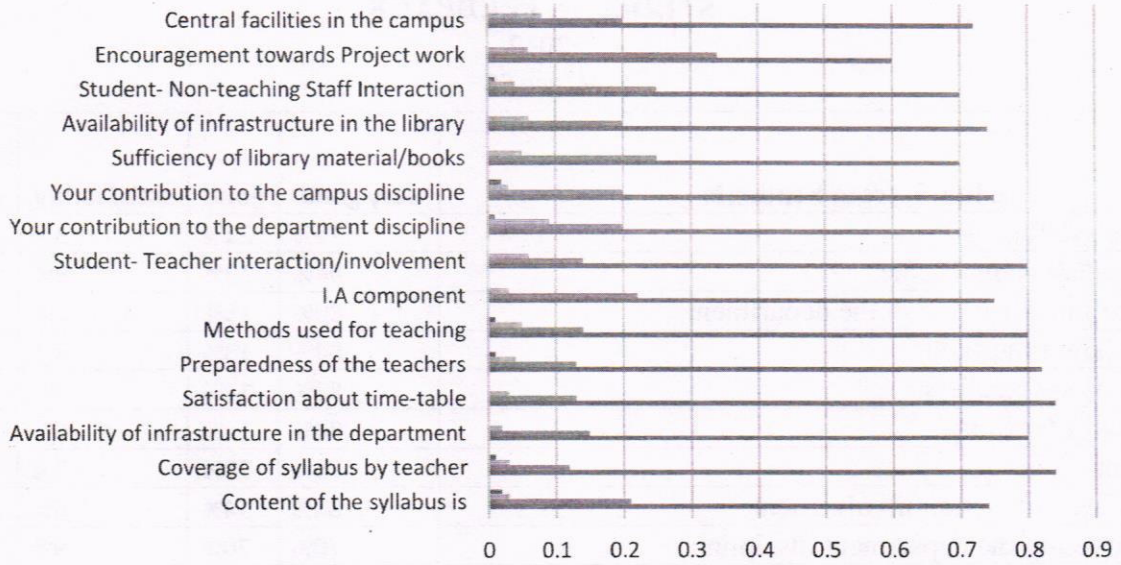
2017

MTech CS

Feedback from Students	very good	good	satisfactory	unsatisfactory
Content of the syllabus is	74%	21%	3%	2%
Coverage of syllabus by teacher	84%	12%	3%	1%
Availability of infrastructure in the department	80%	15%	2%	0%
Satisfaction about time-table	84%	13%	3%	0%
Preparedness of the teachers	82%	13%	4%	1%
Methods used for teaching	80%	14%	5%	1%
I.A component	75%	22%	3%	0%
Student- Teacher interaction/involvement	80%	14%	6%	0%
Your contribution to the department discipline	70%	20%	9%	1%
Your contribution to the campus discipline	75%	20%	3%	2%
Sufficiency of library material/books	70%	25%	5%	0%
Availability of infrastructure in the library	74%	20%	6%	0%
Student- Non-teaching Staff Interaction	70%	25%	4%	1%
Encouragement towards Project work	60%	34%	6%	0%
Central facilities in the campus	72%	20%	8%	0%


REGISTRAR
SRINIVAS UNIVERSITY
MANGALORE

Chart Title



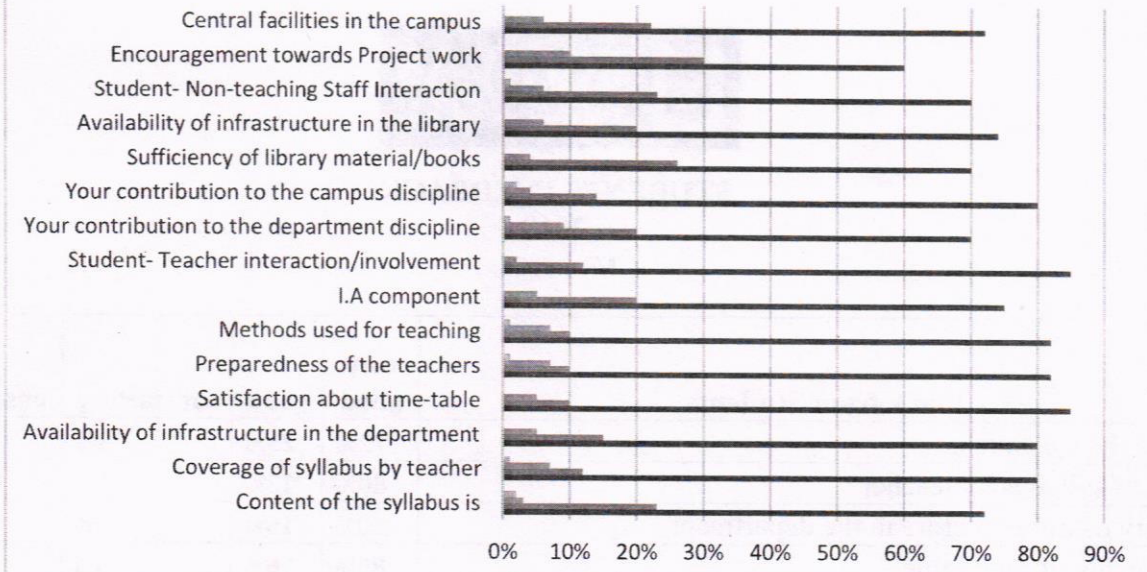


STUDENTS FEEDBACK
2018
MTech CS

Feedback from Students	very good	good	satisfactory	unsatisfactory
Content of the syllabus is	72%	23%	3%	2%
Coverage of syllabus by teacher	80%	12%	7%	1%
Availability of infrastructure in the department	80%	15%	5%	0%
Satisfaction about time-table	85%	10%	5%	0%
Preparedness of the teachers	82%	10%	7%	1%
Methods used for teaching	82%	10%	7%	1%
I.A component	75%	20%	5%	0%
Student- Teacher interaction/involvement	85%	12%	2%	0%
Your contribution to the department discipline	70%	20%	9%	1%
Your contribution to the campus discipline	80%	14%	4%	2%
Sufficiency of library material/books	70%	26%	4%	0%
Availability of infrastructure in the library	74%	20%	6%	0%
Student- Non-teaching Staff Interaction	70%	23%	6%	1%
Encouragement towards Project work	60%	30%	10%	0%
Central facilities in the campus	72%	22%	6%	0%


REGISTRAR
SRINIVAS UNIVERSITY,
MANGALORE

Chart Title



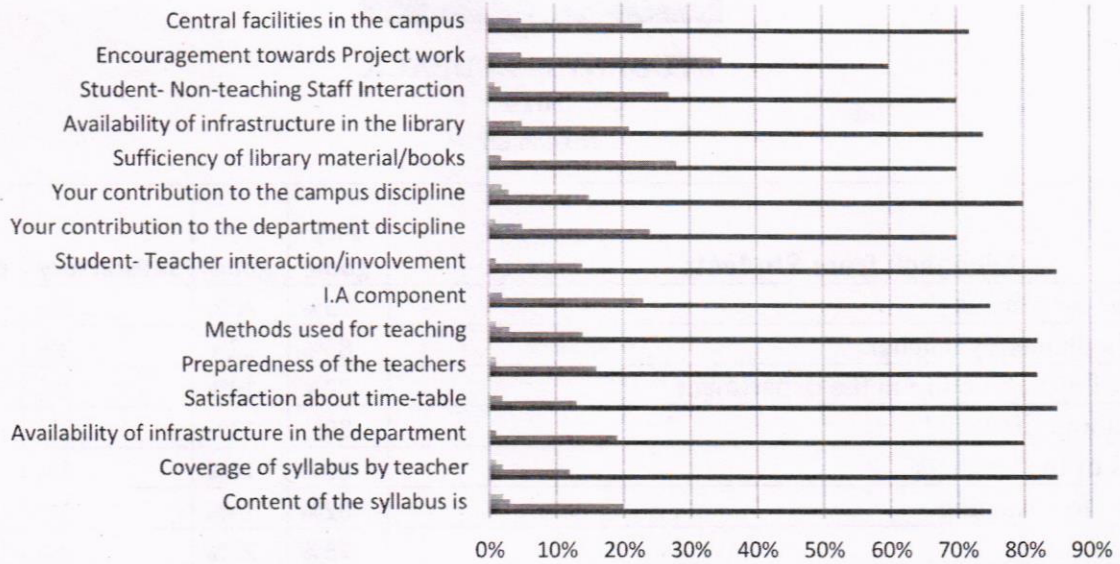


STUDENTS FEEDBACK
2019
MTech CS

Feedback from Students -	very good	good	satisfactory	unsatisfactory
Content of the syllabus is	75%	20%	3%	2%
Coverage of syllabus by teacher	85%	12%	2%	1%
Availability of infrastructure in the department	80%	19%	1%	0%
Satisfaction about time-table	85%	13%	2%	0%
Preparedness of the teachers	82%	16%	1%	1%
Methods used for teaching	82%	14%	3%	1%
I.A component	75%	23%	2%	0%
Student- Teacher interaction/involvement	85%	14%	1%	0%
Your contribution to the department discipline	70%	24%	5%	1%
Your contribution to the campus discipline	80%	15%	3%	2%
Sufficiency of library material/books	70%	28%	2%	0%
Availability of infrastructure in the library	74%	21%	5%	0%
Student- Non-teaching Staff Interaction	70%	27%	2%	1%
Encouragement towards Project work	60%	35%	5%	0%
Central facilities in the campus	72%	23%	5%	0%


REGISTRAR
SRINIVAS UNIVERSITY,
MANGALORE

Chart Title



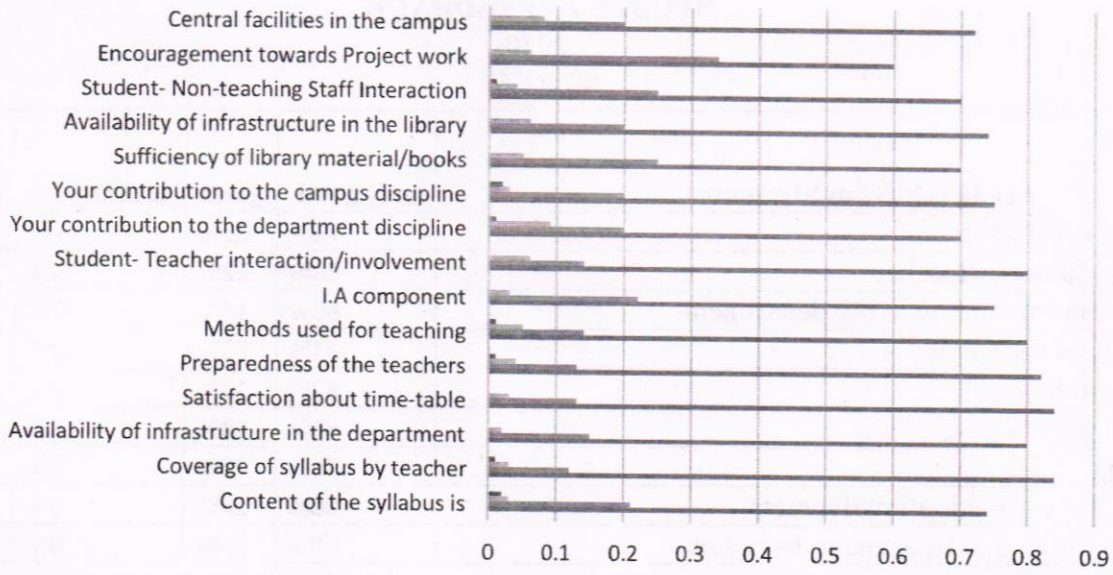


STUDENTS FEEDBACK
2020
MTech CS

Feedback from Students	very good	good	satisfactory	unsatisfactory
Content of the syllabus is	74%	21%	3%	2%
Coverage of syllabus by teacher	84%	12%	3%	1%
Availability of infrastructure in the department	80%	15%	2%	0%
Satisfaction about time-table	84%	13%	3%	0%
Preparedness of the teachers	82%	13%	4%	1%
Methods used for teaching	80%	14%	5%	1%
I.A component	75%	22%	3%	0%
Student- Teacher interaction/involvement	80%	14%	6%	0%
Your contribution to the department discipline	70%	20%	9%	1%
Your contribution to the campus discipline	75%	20%	3%	2%
Sufficiency of library material/books	70%	25%	5%	0%
Availability of infrastructure in the library	74%	20%	6%	0%
Student- Non-teaching Staff Interaction	70%	25%	4%	1%
Encouragement towards Project work	60%	34%	6%	0%
Central facilities in the campus	72%	20%	8%	0%


REGISTRAR
SRINIVAS UNIVERSITY
MANGALORE

Chart Title



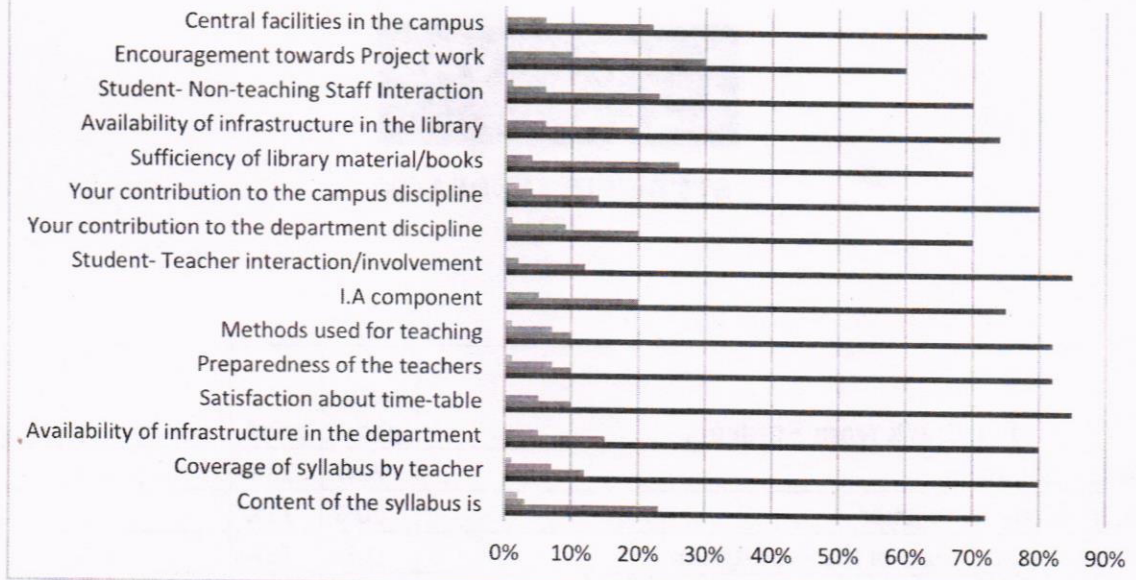


STUDENTS FEEDBACK
2021
MTech CS

Feedback from Students	very good	good	satisfactory	unsatisfactory
Content of the syllabus is	72%	23%	3%	2%
Coverage of syllabus by teacher	80%	12%	7%	1%
Availability of infrastructure in the department	80%	15%	5%	0%
Satisfaction about time-table	85%	10%	5%	0%
Preparedness of the teachers	82%	10%	7%	1%
Methods used for teaching	82%	10%	7%	1%
I.A component	75%	20%	5%	0%
Student- Teacher interaction/involvement	85%	12%	2%	0%
Your contribution to the department discipline	70%	20%	9%	1%
Your contribution to the campus discipline	80%	14%	4%	2%
Sufficiency of library material/books	70%	26%	4%	0%
Availability of infrastructure in the library	74%	20%	6%	0%
Student- Non-teaching Staff Interaction	70%	23%	6%	1%
Encouragement towards Project work	60%	30%	10%	0%
Central facilities in the campus	72%	22%	6%	0%


REG.
SRINIVAS UNIVERSITY
MANGALORE

Chart Title





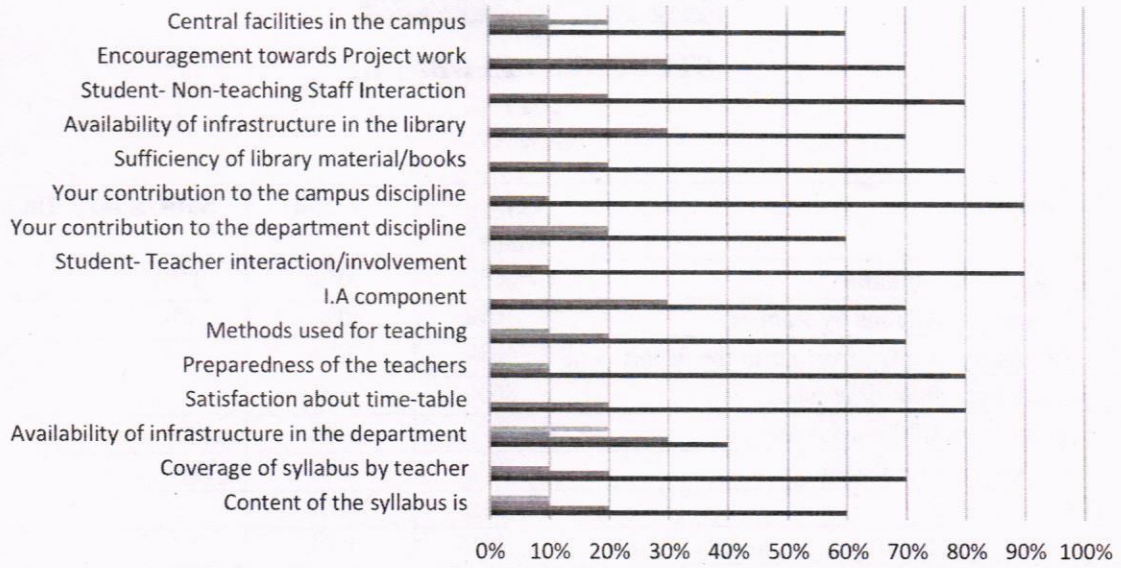
STUDENTS FEEDBACK
2017
BSc MIT

Sl. No	Particulars	Very Good	Good	Satisfactory	Unsatisfactory
1	Content of the syllabus is	60%	20%	10%	10%
2	Coverage of syllabus by teacher	70%	20%	10%	
3	Availability of infrastructure in the department	40%	30%	10%	20%
4	Satisfaction about time-table	80%	20%		
5	Preparedness of the teachers	80%	10%	10%	
6	Methods used for teaching	70%	20%	10%	
7	I.A component	70%	30%		
8	Student- Teacher interaction/involvement	90%	10%		
9	Your contribution to the department discipline	60%	20%	20%	
10	Your contribution to the campus discipline	90%	10%		
11	Sufficiency of library material/books	80%	20%		
12	Availability of infrastructure in the library	70%	30%		
13	Student- Non-teaching Staff Interaction	80%	20%		
14	Encouragement towards Project work	70%	30%		
15	Central facilities in the campus	60%	10%	20%	10%

A handwritten signature in purple ink, appearing to be 'Srinivas', written over a horizontal line.

REGISTRAR
SRINIVAS UNIVERSITY
MANGALORE

Chart Title





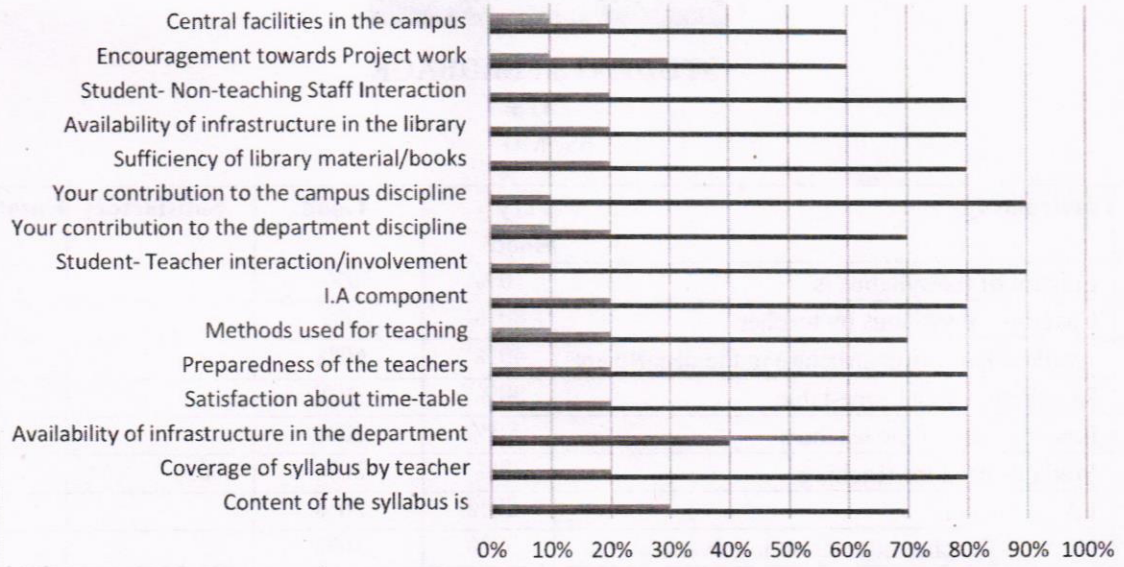
STUDENTS FEEDBACK
2018
BSc MIT

Sl. No	Particulars	Very Good	Good	Satisfactory	Unsatisfactory
1	Content of the syllabus is	70%	30%		
2	Coverage of syllabus by teacher	80%	20%		
3	Availability of infrastructure in the department	40%	60%		
4	Satisfaction about time-table	80%	20%		
5	Preparedness of the teachers	80%	20%		
6	Methods used for teaching	70%	20%	10%	
7	I.A component	80%	20%		
8	Student- Teacher interaction/involvement	90%	10%		
9	Your contribution to the department discipline	70%	20%	10%	
10	Your contribution to the campus discipline	90%	10%		
11	Sufficiency of library material/books	80%	20%		
12	Availability of infrastructure in the library	80%	20%		
13	Student- Non-teaching Staff Interaction	80%	20%		
14	Encouragement towards Project work	60%	30%	10%	
15	Central facilities in the campus	60%	20%	10%	10%

A handwritten signature in purple ink, appearing to be 'A. Srinivas', written over a horizontal line.

REGISTRAR
SRINIVAS UNIVERSITY
MANGALORE

Chart Title





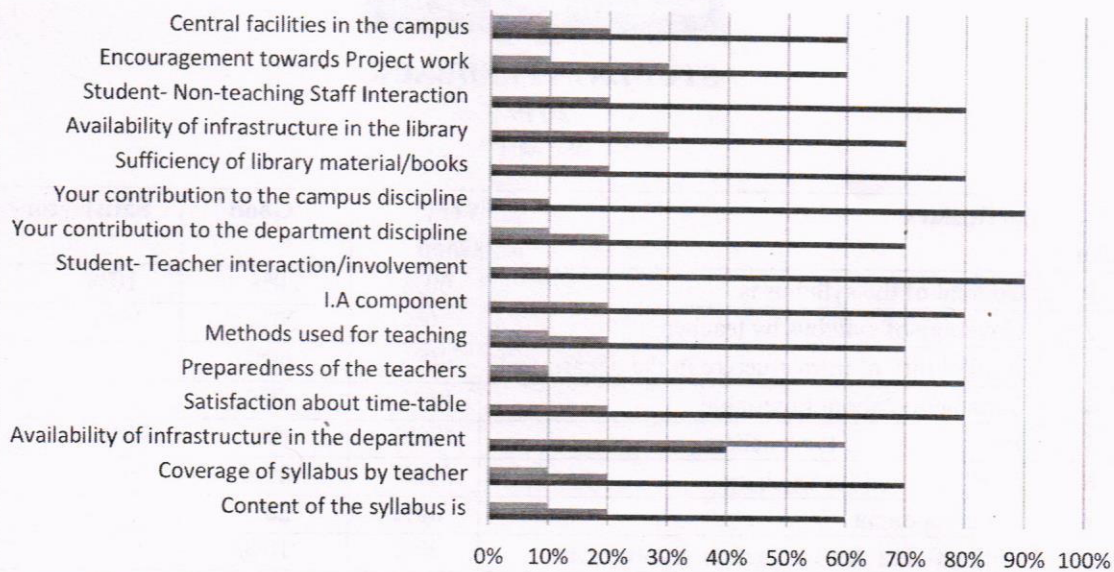
STUDENTS FEEDBACK
2019
BSc MIT

Sl. No	Particulars	Very Good	Good	Satisfactory	Unsatisfactory
1	Content of the syllabus is	60%	20%	10%	
2	Coverage of syllabus by teacher	70%	20%	10%	
3	Availability of infrastructure in the department	40%	60%		
4	Satisfaction about time-table	80%	20%		
5	Preparedness of the teachers	80%	10%	10%	
6	Methods used for teaching	70%	20%	10%	
7	I.A component	80%	20%		
8	Student- Teacher interaction/involvement	90%	10%		
9	Your contribution to the department discipline	70%	20%	10%	
10	Your contribution to the campus discipline	90%	10%		
11	Sufficiency of library material/books	80%	20%		
12	Availability of infrastructure in the library	70%	30%		
13	Student- Non-teaching Staff Interaction	80%	20%		
14	Encouragement towards Project work	60%	30%	10%	
15	Central facilities in the campus	60%	20%	10%	10%

A handwritten signature in purple ink, appearing to be 'Srinivas', written over a horizontal line.

REGISTRAR
SRINIVAS UNIVERSITY
MANGALORE

Chart Title



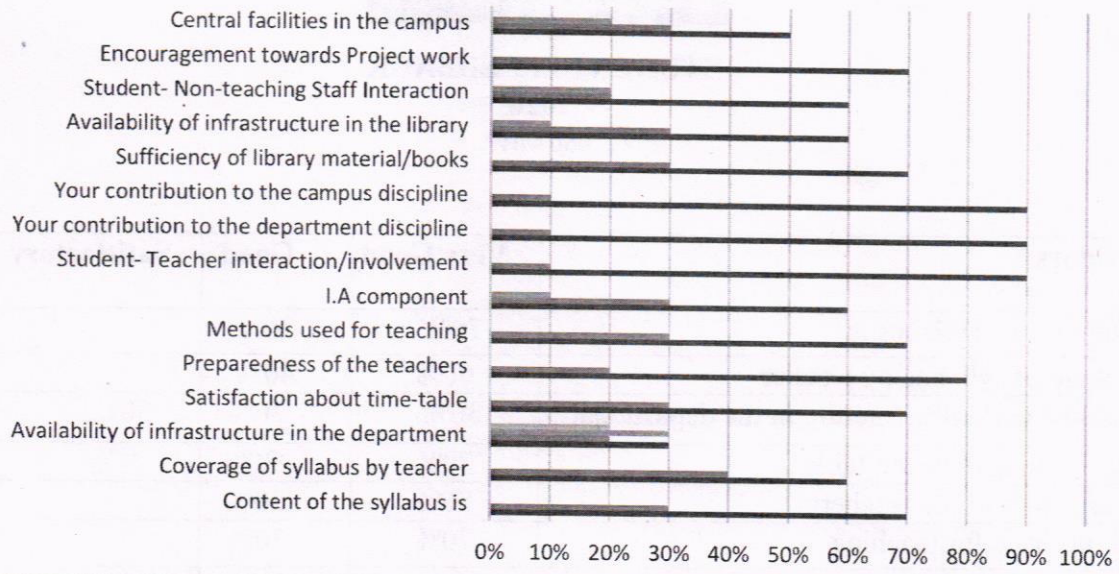


STUDENTS FEEDBACK
2020
BSc MIT

Sl. No	Particulars	Very Good	Good	Satisfactory	Unsatisfactory
1	Content of the syllabus is	70%	30%		
2	Coverage of syllabus by teacher	60%	40%		
3	Availability of infrastructure in the department	30%	20%	30%	20%
4	Satisfaction about time-table	70%	30%		
5	Preparedness of the teachers	80%	20%		
6	Methods used for teaching	70%	30%		
7	I.A component	60%	30%	10%	
8	Student- Teacher interaction/involvement	90%	10%		
9	Your contribution to the department discipline	90%	10%		
10	Your contribution to the campus discipline	90%	10%		
11	Sufficiency of library material/books	70%	30%		
12	Availability of infrastructure in the library	60%	30%	10%	
13	Student- Non-teaching Staff Interaction	60%	20%	20%	
14	Encouragement towards Project work	70%	30%		
15	Central facilities in the campus	50%	30%	20%	

REGISTRAR
SRINIVAS UNIVERSITY
MANGALORE

Chart Title





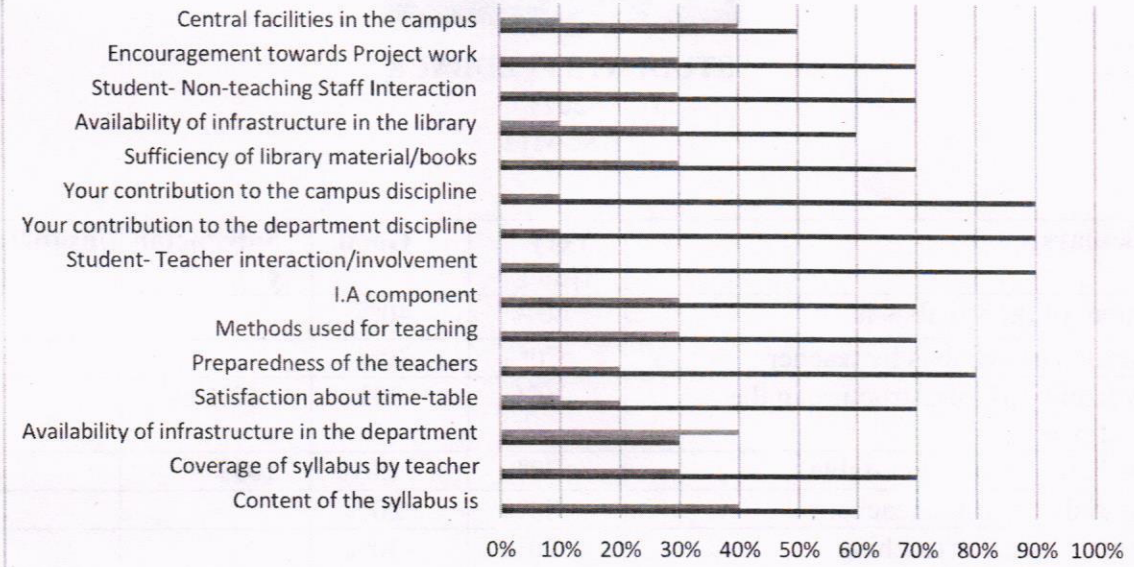
**STUDENTS FEEDBACK
2021
BSc MIT**

Sl. No	Particulars	Very Good	Good	Satisfactory	Unsatisfactory
1	Content of the syllabus is	60%	40%		
2	Coverage of syllabus by teacher	70%	30%		
3	Availability of infrastructure in the department	30%	30%	40%	
4	Satisfaction about time-table	70%	20%	10%	
5	Preparedness of the teachers	80%	20%		
6	Methods used for teaching	70%	30%		
7	I.A component	70%	30%		
8	Student- Teacher interaction/involvement	90%	10%		
9	Your contribution to the department discipline	90%	10%		
10	Your contribution to the campus discipline	90%	10%		
11	Sufficiency of library material/books	70%	30%		
12	Availability of infrastructure in the library	60%	30%	10%	
13	Student- Non-teaching Staff Interaction	70%	30%		
14	Encouragement towards Project work	70%	30%		
15	Central facilities in the campus	50%	40%	10%	

A handwritten signature in purple ink, appearing to be 'Srinivas'.

**REGISTRAR
SRINIVAS UNIVERSITY
MANGALORE**

Chart Title



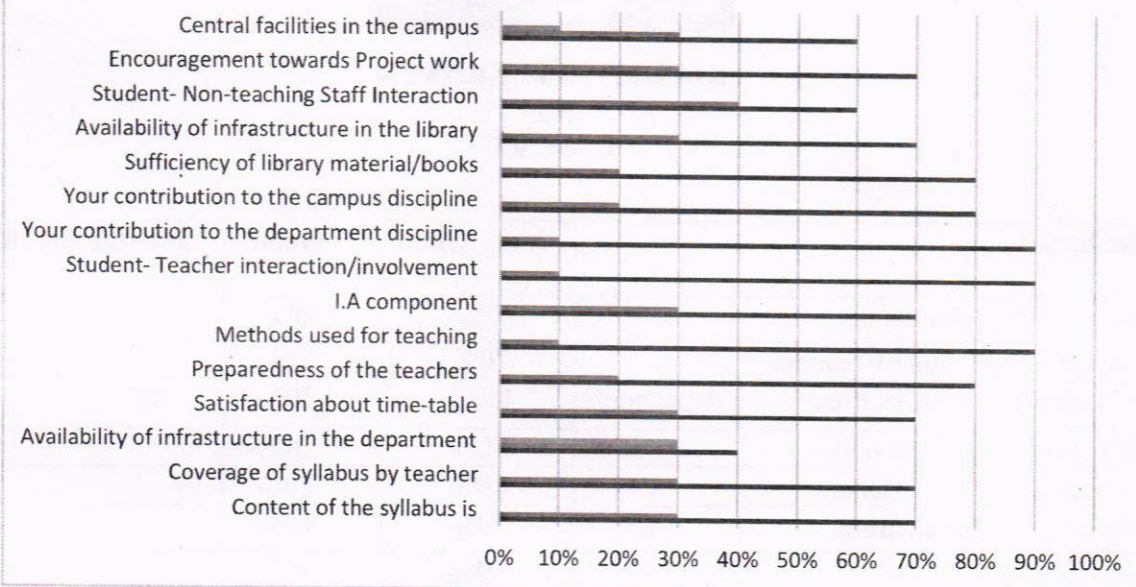


**STUDENTS FEEDBACK
2017
BSc CVT**

Sl. No	Particulars	Very Good	Good	Satisfactory	Unsatisfactory
1	Content of the syllabus is	70%	30%		
2	Coverage of syllabus by teacher	70%	30%		
3	Availability of infrastructure in the department	40%	30%	30%	
4	Satisfaction about time-table	70%	30%		
5	Preparedness of the teachers	80%	20%		
6	Methods used for teaching	90%	10%		
7	I.A component	70%	30%		
8	Student- Teacher interaction/involvement	90%	10%		
9	Your contribution to the department discipline	90%	10%		
10	Your contribution to the campus discipline	80%	20%		
11	Sufficiency of library material/books	80%	20%		
12	Availability of infrastructure in the library	70%	30%		
13	Student- Non-teaching Staff Interaction	60%	40%		
14	Encouragement towards Project work	70%	30%		
15	Central facilities in the campus	60%	30%	10%	

REGISTRAR
SRINIVAS UNIVERSITY
MANGALORE

Chart Title



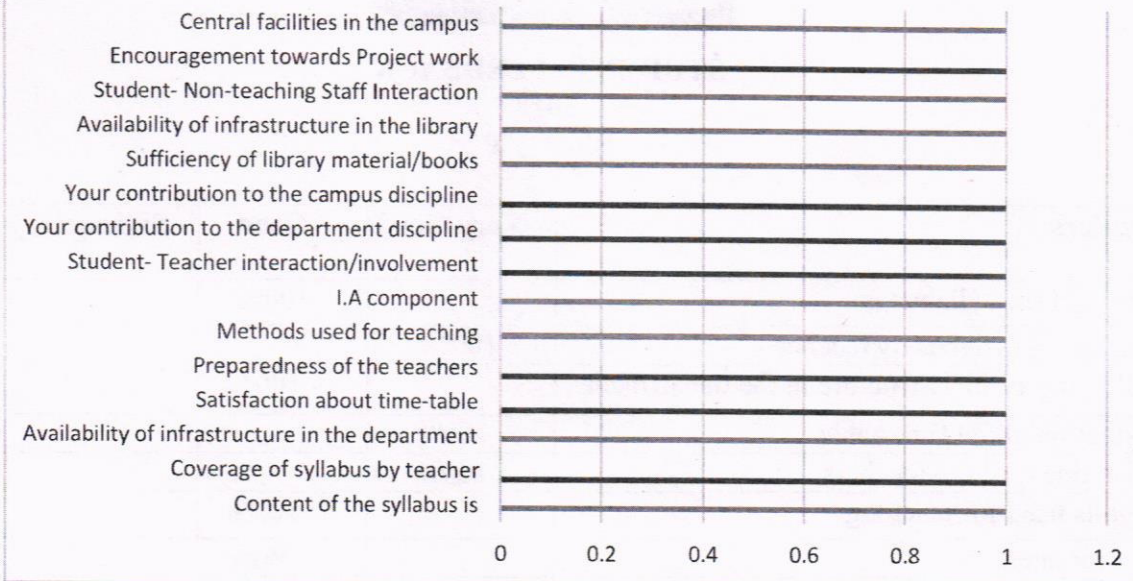


**STUDENTS FEEDBACK
2018
BSc CVT**

Sl. No	Particulars	Very Good	Good	Satisfactory	Unsatisfactory
1	Content of the syllabus is		100%		
2	Coverage of syllabus by teacher	100%			
3	Availability of infrastructure in the department		100%		
4	Satisfaction about time-table	100%			
5	Preparedness of the teachers	100%			
6	Methods used for teaching		100%		
7	I.A component		100%		
8	Student- Teacher interaction/involvement	100%			
9	Your contribution to the department discipline	100%			
10	Your contribution to the campus discipline	100%			
11	Sufficiency of library material/books		100%		
12	Availability of infrastructure in the library		100%		
13	Student- Non-teaching Staff Interaction		100%		
14	Encouragement towards Project work	100%			
15	Central facilities in the campus		100%		


REGISTRAR
SRINIVAS UNIVERSITY
MANGALORE

Chart Title



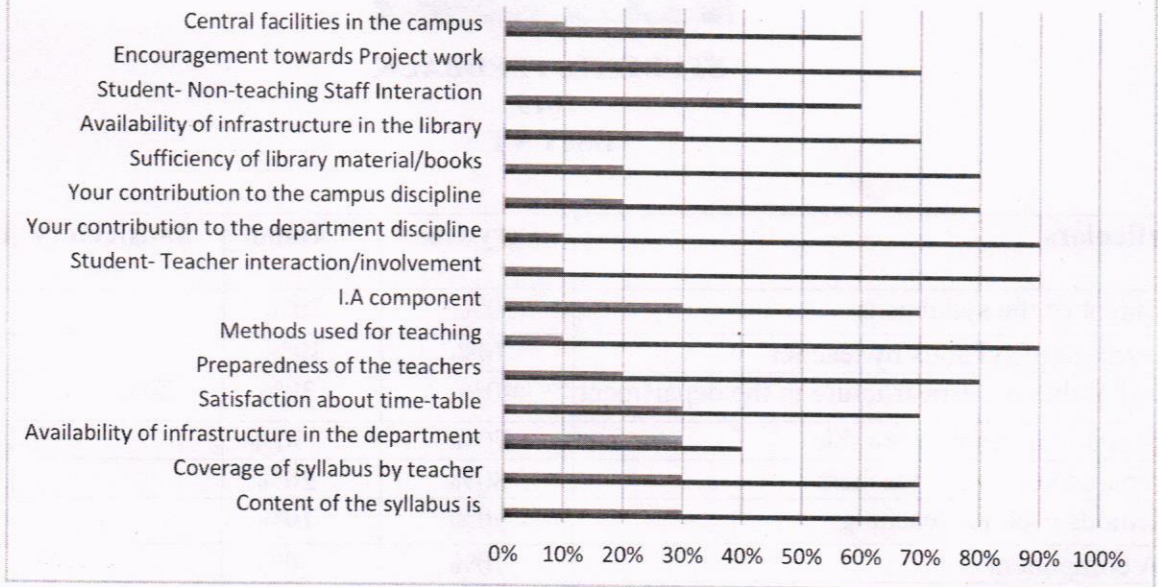


**STUDENTS FEEDBACK
2019
BSc CVT**

Sl. No	Particulars	Very Good	Good	Satisfactory	Unsatisfactory
1	Content of the syllabus is	70%	30%		
2	Coverage of syllabus by teacher	70%	30%		
3	Availability of infrastructure in the department	40%	30%	30%	
4	Satisfaction about time-table	70%	30%		
5	Preparedness of the teachers	80%	20%		
6	Methods used for teaching	90%	10%		
7	I.A component	70%	30%		
8	Student- Teacher interaction/involvement	90%	10%		
9	Your contribution to the department discipline	90%	10%		
10	Your contribution to the campus discipline	80%	20%		
11	Sufficiency of library material/books	80%	20%		
12	Availability of infrastructure in the library	70%	30%		
13	Student- Non-teaching Staff Interaction	60%	40%		
14	Encouragement towards Project work	70%	30%		
15	Central facilities in the campus	60%	30%	10%	


REGISTRAR
SRINIVAS UNIVERSITY
MANGALORE

Chart Title



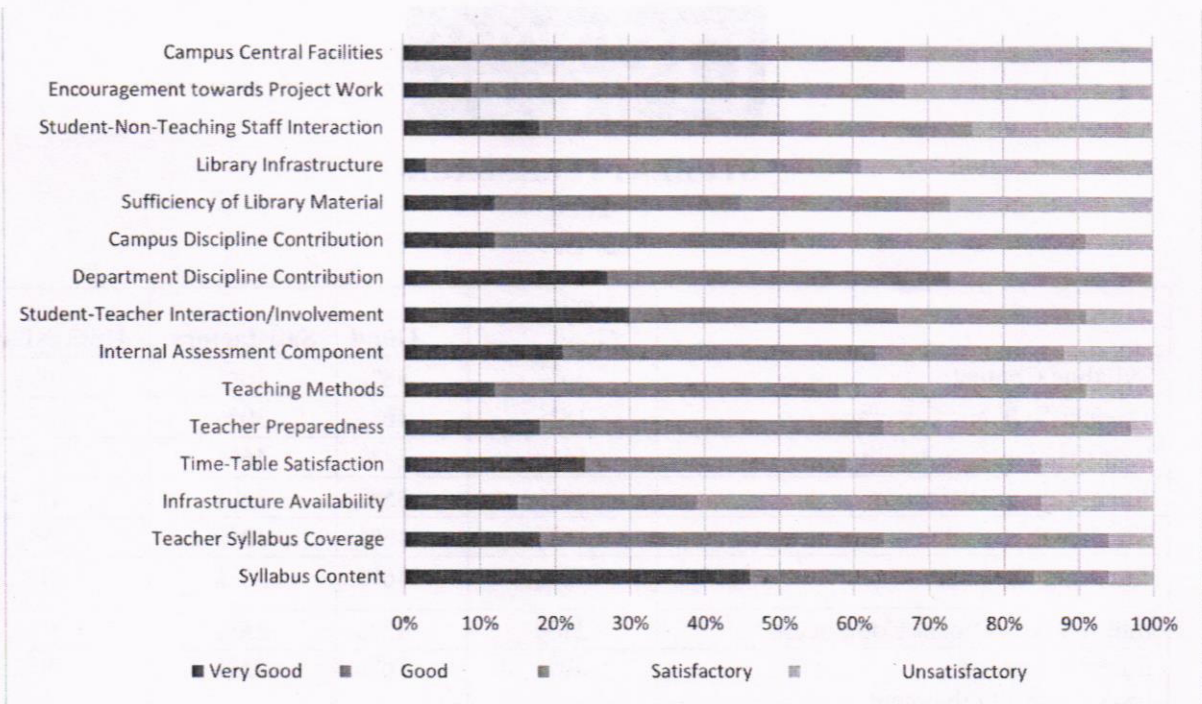


STUDENTS FEEDBACK
2020
BSc CVT

	Very Good	Good	Satisfactory	Unsatisfactory
Syllabus Content	46%	38%	10%	6%
Teacher Syllabus Coverage	18%	46%	30%	6%
Infrastructure Availability	15%	24%	46%	15%
Time-Table Satisfaction	24%	35%	26%	15%
Teacher Preparedness	18%	46%	33%	3%
Teaching Methods	12%	46%	33%	9%
Internal Assessment Component	21%	42%	25%	12%
Student-Teacher Interaction/Involvement	30%	36%	25%	9%
Department Discipline Contribution	27%	46%	27%	0%
Campus Discipline Contribution	12%	39%	40%	9%
Sufficiency of Library Material	12%	33%	28%	27%
Library Infrastructure	3%	23%	35%	39%
Student-Non-Teaching Staff Interaction	18%	33%	25%	24%
Encouragement towards Project Work	9%	42%	16%	33%
Campus Central Facilities	9%	36%	22%	33%

A handwritten signature in purple ink, appearing to be 'Srinivas', written over a horizontal line.

REGISTRAR
SRINIVAS UNIVERSITY
MANGALORE





STUDENTS FEEDBACK

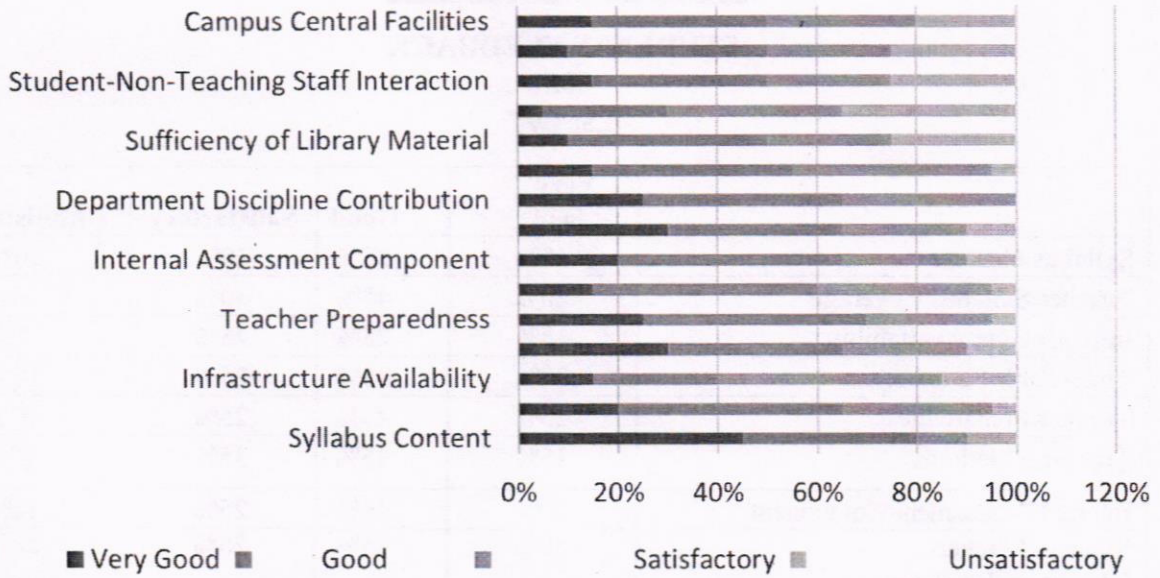
2021

B.Sc CVT

	Very Good	Good	Satisfactory	Unsatisfactory
Syllabus Content	45%	35%	10%	10%
Teacher Syllabus Coverage	20%	45%	30%	5%
Infrastructure Availability	15%	25%	45%	15%
Time-Table Satisfaction	30%	35%	25%	10%
Teacher Preparedness	25%	45%	25%	5%
Teaching Methods	15%	45%	35%	5%
Internal Assessment Component	20%	45%	25%	10%
Student-Teacher Interaction/Involvement	30%	35%	25%	10%
Department Discipline Contribution	25%	40%	35%	0%
Campus Discipline Contribution	15%	40%	40%	5%
Sufficiency of Library Material	10%	40%	25%	25%
Library Infrastructure	5%	25%	35%	35%
Student-Non-Teaching Staff Interaction	15%	35%	25%	25%
Encouragement towards Project Work	10%	40%	25%	25%
Campus Central Facilities	15%	35%	30%	20%


REGISTRAR
SRINIVAS UNIVERSITY
MANGALORE

Chart Title

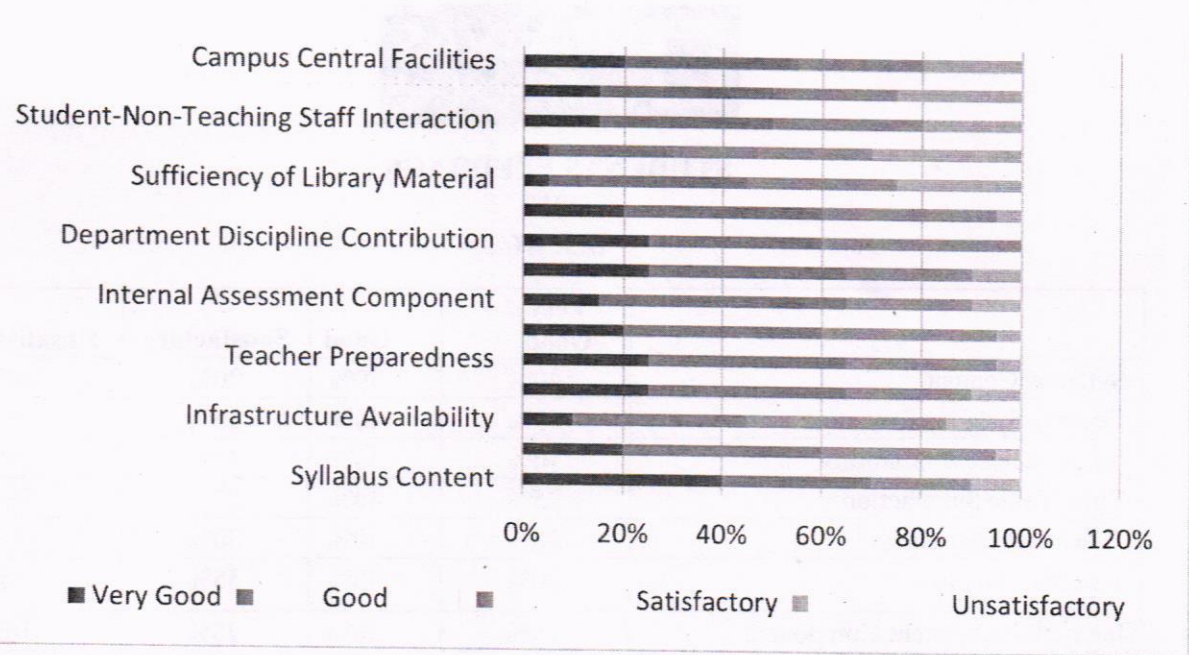




STUDENTS FEEDBACK
2017
B.Sc RT

	Very Good	Good	Satisfactory	Unsatisfactory
Syllabus Content	40%	30%	20%	10%
Teacher Syllabus Coverage	20%	40%	35%	5%
Infrastructure Availability	10%	35%	40%	15%
Time-Table Satisfaction	25%	40%	25%	10%
Teacher Preparedness	25%	40%	30%	5%
Teaching Methods	20%	40%	35%	5%
Internal Assessment Component	15%	50%	25%	10%
Student-Teacher Interaction/Involvement	25%	40%	25%	10%
Department Discipline Contribution	25%	35%	40%	0%
Campus Discipline Contribution	20%	40%	35%	5%
Sufficiency of Library Material	5%	40%	30%	25%
Library Infrastructure	5%	25%	40%	30%
Student-Non-Teaching Staff Interaction	15%	35%	30%	20%
Encouragement towards Project Work	15%	35%	25%	25%
Campus Central Facilities	20%	35%	25%	20%


REGISTRAR
SRINIVAS UNIVERSITY
MANGALORE





STUDENTS FEEDBACK
2018
B.Sc RT

Feedback Components	Very Good	Good	Satisfactory	Unsatisfactory
Syllabus content	46%	38%	10%	6%
Teacher Syllabus Coverage	18%	46%	30%	6%
Infrastructure Availability	15%	24%	46%	15%
Time-Table Satisfaction	24%	35%	26%	15%
Teacher Preparedness	18%	46%	33%	3%
Teaching Methods	12%	46%	33%	9%
Internal Assessment Component	21%	42%	25%	12%
Student- Teacher Interaction/Involvement	30%	36%	25%	9%
Department Discipline Contribution	27%	46%	27%	0%
Campus Discipline Contribution	12%	39%	40%	9%
Sufficiency of Library Material	12%	33%	28%	27%
Library Infrastructure	3%	23%	35%	39%
Student-Non-Teaching staff Interaction	18%	33%	25%	24%
Encouragement Towards Project Work	9%	42%	16%	33%
Campus Central Facilities	9%	36%	22%	33%


REGISTRAR
SRINIVAS UNIVERSITY,
MANGALORE

STUDENT FEEDBACK



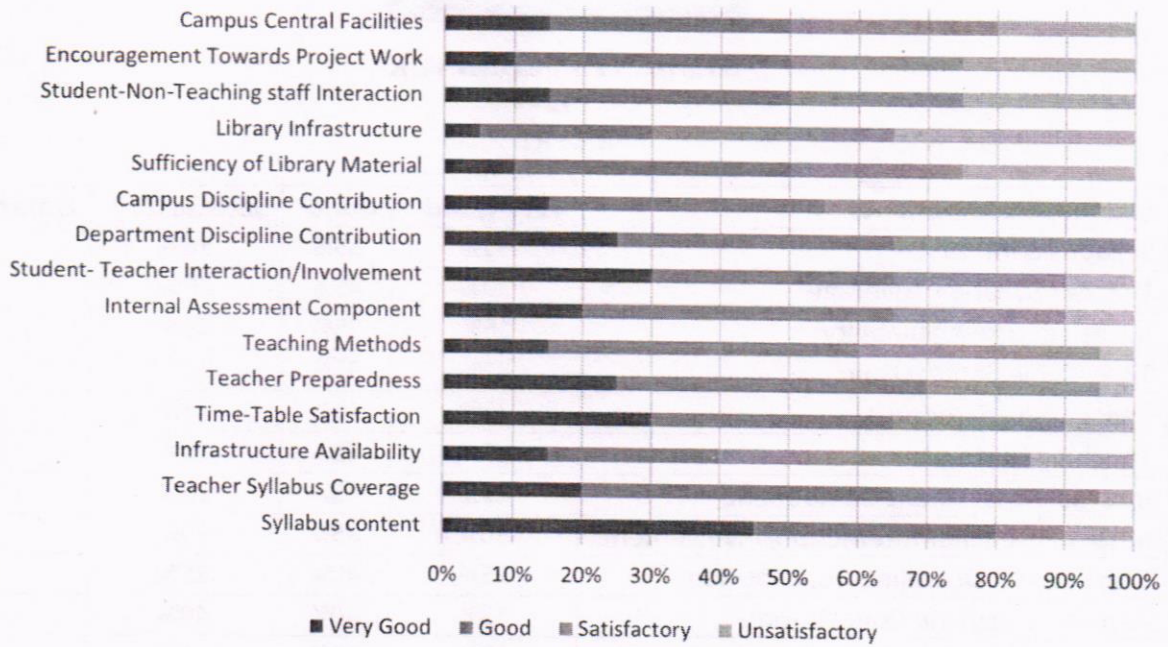


**STUDENTS FEEDBACK
2019
B.Sc RT**

Feedback Components	Very Good	Good	Satisfactory	Unsatisfactory
Syllabus content	45%	35%	10%	10%
Teacher Syllabus Coverage	20%	45%	30%	5%
Infrastructure Availability	15%	25%	45%	15%
Time-Table Satisfaction	30%	35%	25%	10%
Teacher Preparedness	25%	45%	25%	5%
Teaching Methods	15%	45%	35%	5%
Internal Assessment Component	20%	45%	25%	10%
Student- Teacher Interaction/Involvement	30%	35%	25%	10%
Department Discipline Contribution	25%	40%	35%	0%
Campus Discipline Contribution	15%	40%	40%	5%
Sufficiency of Library Material	10%	40%	25%	25%
Library Infrastructure	5%	25%	35%	35%
Student-Non-Teaching staff Interaction	15%	35%	25%	25%
Encouragement Towards Project Work	10%	40%	25%	25%
Campus Central Facilities	15%	35%	30%	20%


REGISTRAR
SRINIVAS UNIVERSITY
MANGALURU

STUDENT FEEDBACK





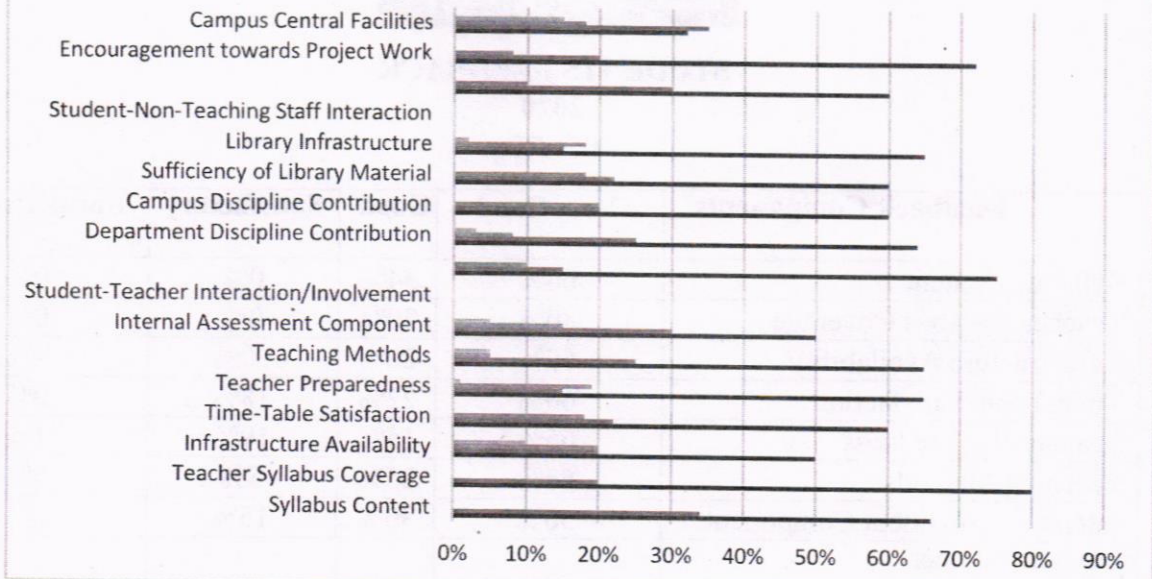
**STUDENTS FEEDBACK
2020
BSc RT**

Feedback Components	Very Good	Good	Satisfactory	Unsatisfactory
Syllabus Content	66%	34%	0%	0%
Teacher Syllabus Coverage	80%	20%	0%	0%
Infrastructure Availability	50%	20%	20%	10%
Time-Table Satisfaction	60%	22%	18%	0%
Teacher Preparedness	65%	15%	19%	1%
Teaching Methods	65%	25%	5%	5%
Internal Assessment Component	50%	30%	15%	5%
Student-Teacher Interaction/Involvement	75%	15%	10%	0%
Department Discipline Contribution	64%	25%	8%	3%
Campus Discipline Contribution	60%	20%	20%	0%
Sufficiency of Library Material	60%	22%	18%	0%
Library Infrastructure	65%	15%	18%	2%
Student-Non-Teaching Staff Interaction	60%	30%	10%	0%
Encouragement towards Project Work	72%	20%	8%	0%
Campus Central Facilities	32%	35%	18%	15%

A handwritten signature in purple ink, appearing to be 'S. Anand', written over a horizontal line.

**REGISTRAR
SRINIVAS UNIVERSITY
MANGALORE**

Chart Title





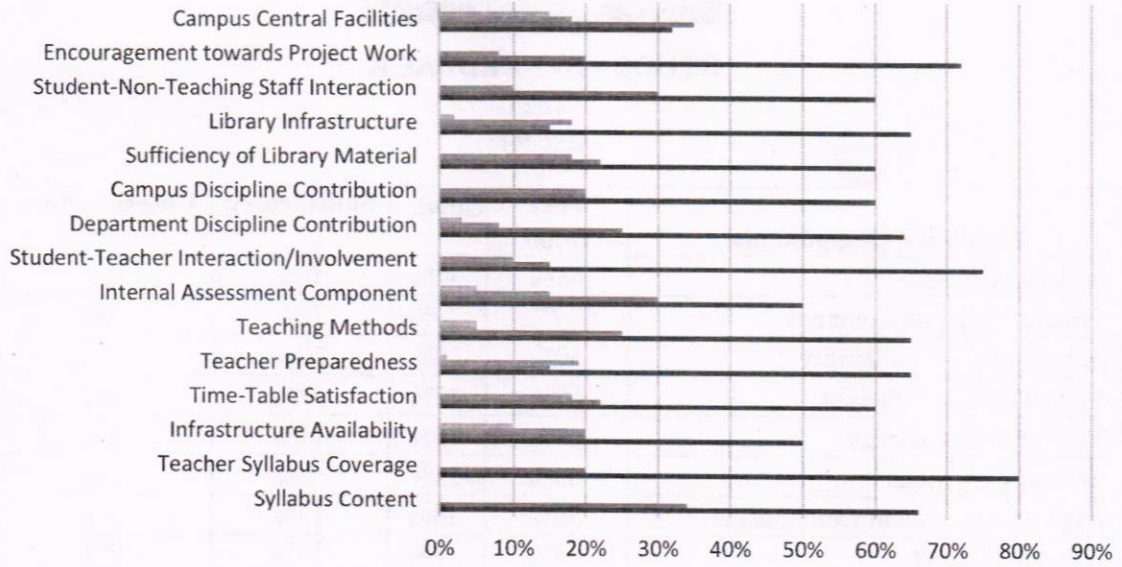
**STUDENTS FEEDBACK
2021
BSc RT**

Feedback Components	Very Good	Good	Satisfactory	Unsatisfactory
Syllabus Content	66%	34%	0%	0%
Teacher Syllabus Coverage	80%	20%	0%	0%
Infrastructure Availability	50%	20%	20%	10%
Time-Table Satisfaction	60%	22%	18%	0%
Teacher Preparedness	65%	15%	19%	1%
Teaching Methods	65%	25%	5%	5%
Internal Assessment Component	50%	30%	15%	5%
Student-Teacher Interaction/Involvement	75%	15%	10%	0%
Department Discipline Contribution	64%	25%	8%	3%
Campus Discipline Contribution	60%	20%	20%	0%
Sufficiency of Library Material	60%	22%	18%	0%
Library Infrastructure	65%	15%	18%	2%
Student-Non-Teaching Staff Interaction	60%	30%	10%	0%
Encouragement towards Project Work	72%	20%	8%	0%
Campus Central Facilities	32%	35%	18%	15%

A handwritten signature in purple ink, appearing to be 'A. V. Srinivas', written over a horizontal line.

**REGISTRAR
SRINIVAS UNIVERSITY
MANGALORE**

Chart Title



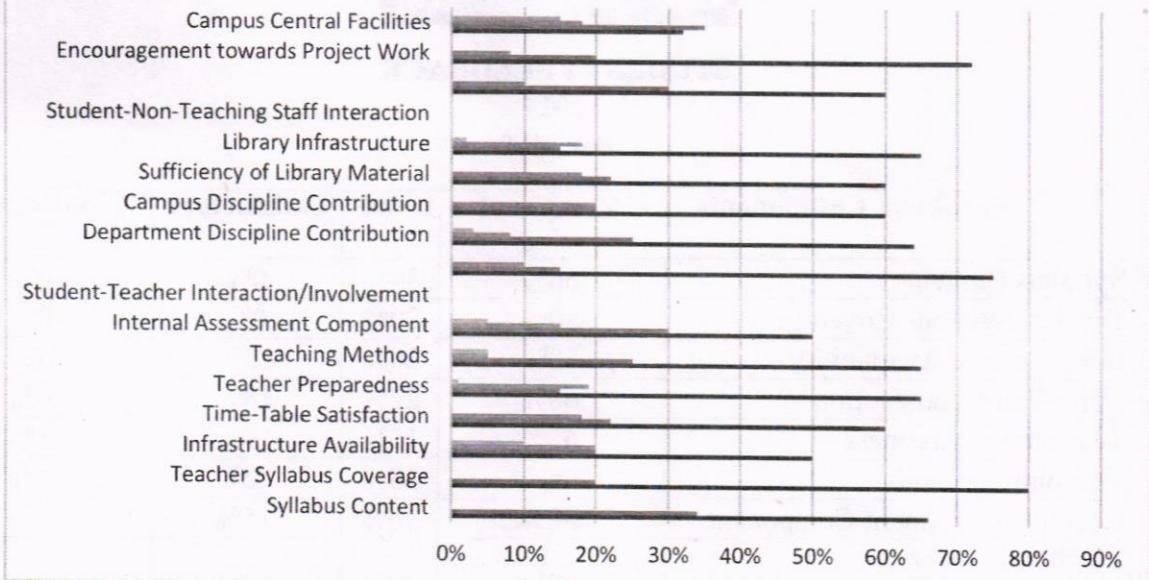


**STUDENTS FEEDBACK
2017
BSc MLT**

Feedback Components	Very Good	Good	Satisfactory	Unsatisfactory
Syllabus Content	66%	34%	0%	0%
Teacher Syllabus Coverage	80%	20%	0%	0%
Infrastructure Availability	50%	20%	20%	10%
Time-Table Satisfaction	60%	22%	18%	0%
Teacher Preparedness	65%	15%	19%	1%
Teaching Methods	65%	25%	5%	5%
Internal Assessment Component	50%	30%	15%	5%
Student-Teacher Interaction/Involvement	75%	15%	10%	0%
Department Discipline Contribution	64%	25%	8%	3%
Campus Discipline Contribution	60%	20%	20%	0%
Sufficiency of Library Material	60%	22%	18%	0%
Library Infrastructure	65%	15%	18%	2%
Student-Non-Teaching Staff Interaction	60%	30%	10%	0%
Encouragement towards Project Work	72%	20%	8%	0%
Campus Central Facilities	32%	35%	18%	15%


REGISTRAR
SRINIVAS UNIVERSITY
MANGALORE

Chart Title



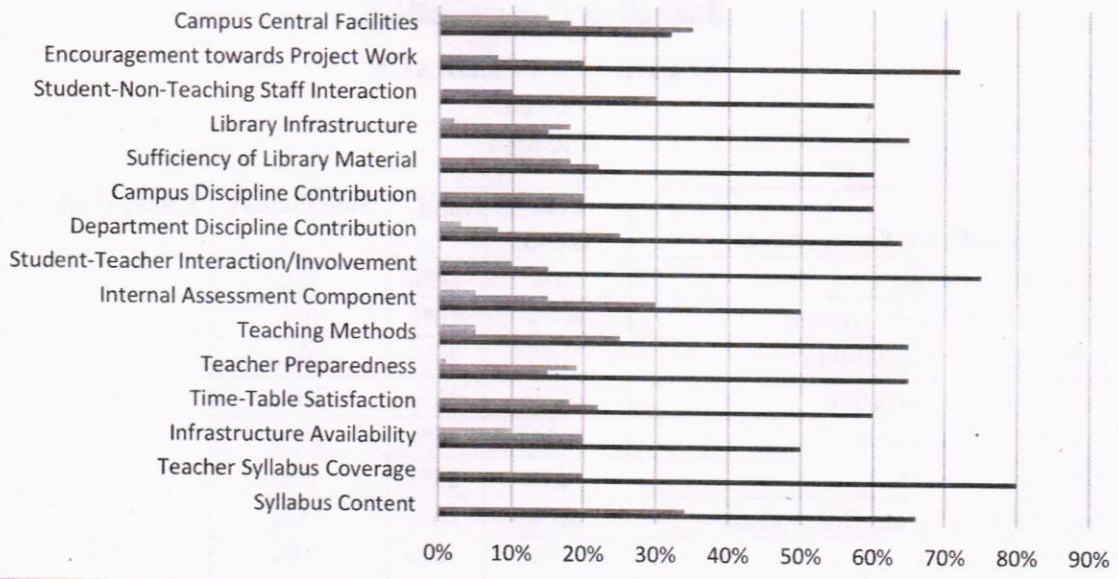


**STUDENTS FEEDBACK
2018
BSc MLT**

Feedback Components	Very Good	Good	Satisfactory	Unsatisfactory
Syllabus Content	66%	34%	0%	0%
Teacher Syllabus Coverage	80%	20%	0%	0%
Infrastructure Availability	50%	20%	20%	10%
Time-Table Satisfaction	60%	22%	18%	0%
Teacher Preparedness	65%	15%	19%	1%
Teaching Methods	65%	25%	5%	5%
Internal Assessment Component	50%	30%	15%	5%
Student-Teacher Interaction/Involvement	75%	15%	10%	0%
Department Discipline Contribution	64%	25%	8%	3%
Campus Discipline Contribution	60%	20%	20%	0%
Sufficiency of Library Material	60%	22%	18%	0%
Library Infrastructure	65%	15%	18%	2%
Student-Non-Teaching Staff Interaction	60%	30%	10%	0%
Encouragement towards Project Work	72%	20%	8%	0%
Campus Central Facilities	32%	35%	18%	15%


REGISTRAR
SRINIVAS UNIVERSITY
MANGALURU

Chart Title



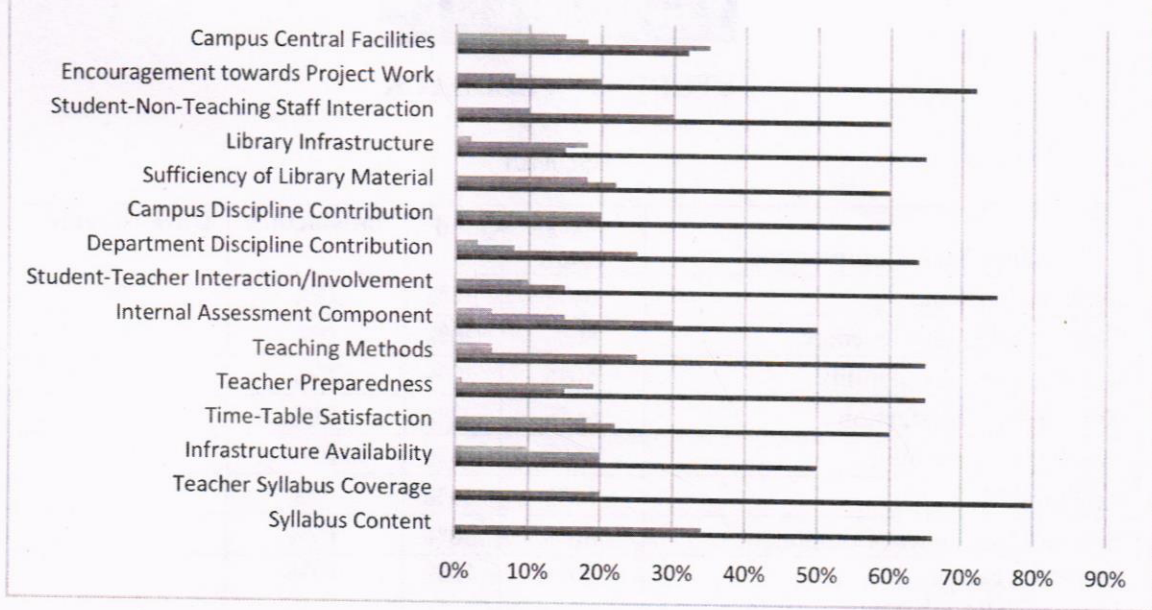


**STUDENTS FEEDBACK
2019
BSc MLT**

Feedback Components	Very Good	Good	Satisfactory	Unsatisfactory
Syllabus Content	66%	34%	0%	0%
Teacher Syllabus Coverage	80%	20%	0%	0%
Infrastructure Availability	50%	20%	20%	10%
Time-Table Satisfaction	60%	22%	18%	0%
Teacher Preparedness	65%	15%	19%	1%
Teaching Methods	65%	25%	5%	5%
Internal Assessment Component	50%	30%	15%	5%
Student-Teacher Interaction/Involvement	75%	15%	10%	0%
Department Discipline Contribution	64%	25%	8%	3%
Campus Discipline Contribution	60%	20%	20%	0%
Sufficiency of Library Material	60%	22%	18%	0%
Library Infrastructure	65%	15%	18%	2%
Student-Non-Teaching Staff Interaction	60%	30%	10%	0%
Encouragement towards Project Work	72%	20%	8%	0%
Campus Central Facilities	32%	35%	18%	15%


REGISTRAR
SRINIVAS UNIVERSITY
MANGALORE

Chart Title



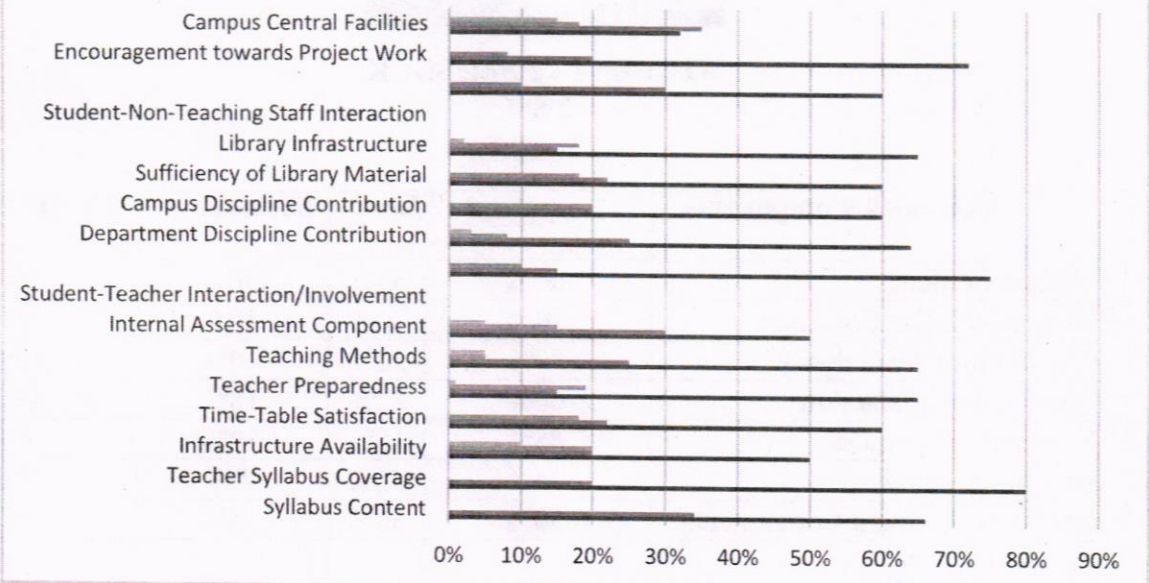


**STUDENTS FEEDBACK
2020
BSc MLT**

Feedback Components	Very Good	Good	Satisfactory	Unsatisfactory
Syllabus Content	66%	34%	0%	0%
Teacher Syllabus Coverage	80%	20%	0%	0%
Infrastructure Availability	50%	20%	20%	10%
Time-Table Satisfaction	60%	22%	18%	0%
Teacher Preparedness	65%	15%	19%	1%
Teaching Methods	65%	25%	5%	5%
Internal Assessment Component	50%	30%	15%	5%
Student-Teacher Interaction/Involve ment	75%	15%	10%	0%
Department Discipline Contribution	64%	25%	8%	3%
Campus Discipline Contribution	60%	20%	20%	0%
Sufficiency of Library Material	60%	22%	18%	0%
Library Infrastructure	65%	15%	18%	2%
Student-Non-Teaching Staff Interaction	60%	30%	10%	0%
Encouragement towards Project Work	72%	20%	8%	0%
Campus Central Facilities	32%	35%	18%	15%


REGISTRAR
SRINIVAS UNIVERSITY
MANGALORE

Chart Title



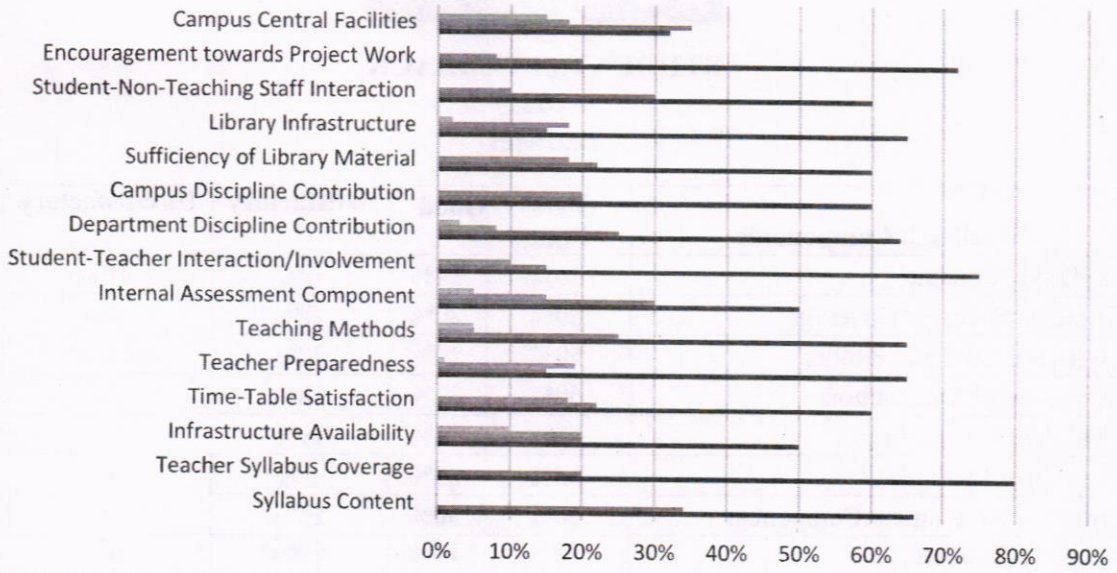


**STUDENTS FEEDBACK
2021
BSc MLT**

Feedback Components	Very Good	Good	Satisfactory	Unsatisfactory
Syllabus Content	66%	34%	0%	0%
Teacher Syllabus Coverage	80%	20%	0%	0%
Infrastructure Availability	50%	20%	20%	10%
Time-Table Satisfaction	60%	22%	18%	0%
Teacher Preparedness	65%	15%	19%	1%
Teaching Methods	65%	25%	5%	5%
Internal Assessment Component	50%	30%	15%	5%
Student-Teacher Interaction/Involvement	75%	15%	10%	0%
Department Discipline Contribution	64%	25%	8%	3%
Campus Discipline Contribution	60%	20%	20%	0%
Sufficiency of Library Material	60%	22%	18%	0%
Library Infrastructure	65%	15%	18%	2%
Student-Non-Teaching Staff Interaction	60%	30%	10%	0%
Encouragement towards Project Work	72%	20%	8%	0%
Campus Central Facilities	32%	35%	18%	15%


REGISTRAR
SRINIVAS UNIVERSITY
MANGALURU

Chart Title





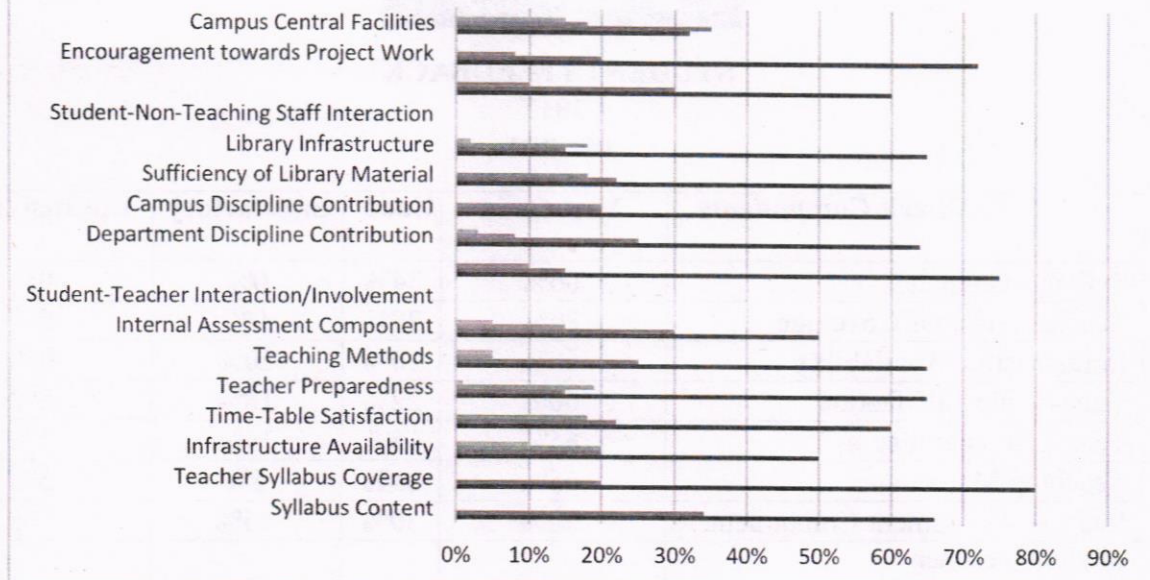
STUDENTS FEEDBACK
2017
BSc RDT

Feedback Components	Very Good	Good	Satisfactory	Unsatisfactory
Syllabus Content	66%	34%	0%	0%
Teacher Syllabus Coverage	80%	20%	0%	0%
Infrastructure Availability	50%	20%	20%	10%
Time-Table Satisfaction	60%	22%	18%	0%
Teacher Preparedness	65%	15%	19%	1%
Teaching Methods	65%	25%	5%	5%
Internal Assessment Component	50%	30%	15%	5%
Student-Teacher Interaction/Involvement	75%	15%	10%	0%
Department Discipline Contribution	64%	25%	8%	3%
Campus Discipline Contribution	60%	20%	20%	0%
Sufficiency of Library Material	60%	22%	18%	0%
Library Infrastructure	65%	15%	18%	2%
Student-Non-Teaching Staff Interaction	60%	30%	10%	0%
Encouragement towards Project Work	72%	20%	8%	0%
Campus Central Facilities	32%	35%	18%	15%

A handwritten signature in purple ink, appearing to be 'Srinivas', written over a horizontal line.

REGISTRAR
SRINIVAS UNIVERSITY
MANGALORE

Chart Title



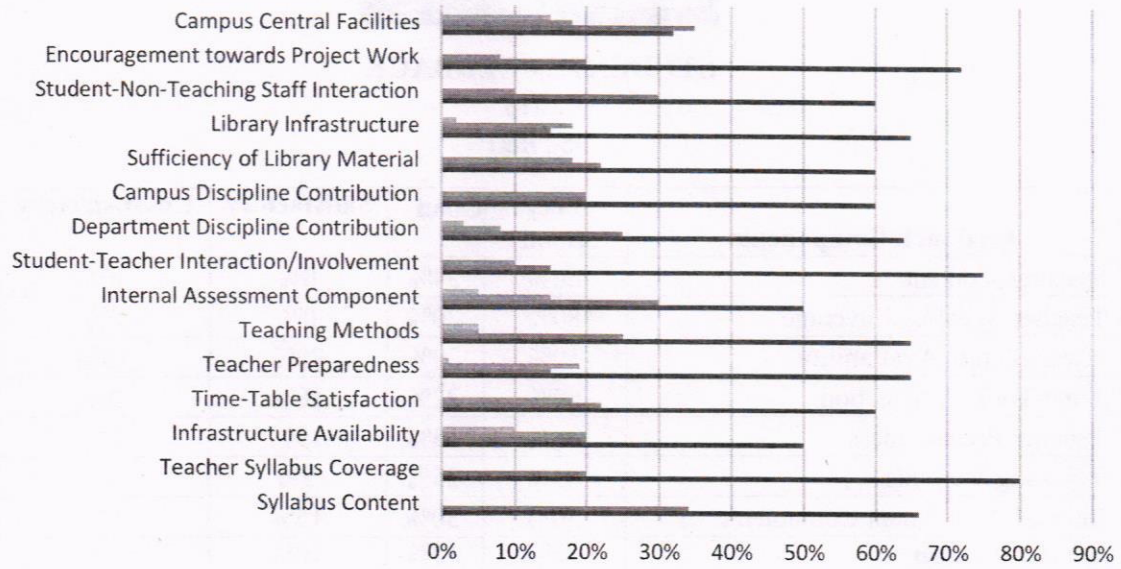


**STUDENTS FEEDBACK
2018
BSc RDT**

Feedback Components	Very Good	Good	Satisfactory	Unsatisfactory
Syllabus Content	66%	34%	0%	0%
Teacher Syllabus Coverage	80%	20%	0%	0%
Infrastructure Availability	50%	20%	20%	10%
Time-Table Satisfaction	60%	22%	18%	0%
Teacher Preparedness	65%	15%	19%	1%
Teaching Methods	65%	25%	5%	5%
Internal Assessment Component	50%	30%	15%	5%
Student-Teacher Interaction/Involvement	75%	15%	10%	0%
Department Discipline Contribution	64%	25%	8%	3%
Campus Discipline Contribution	60%	20%	20%	0%
Sufficiency of Library Material	60%	22%	18%	0%
Library Infrastructure	65%	15%	18%	2%
Student-Non-Teaching Staff Interaction	60%	30%	10%	0%
Encouragement towards Project Work	72%	20%	8%	0%
Campus Central Facilities	32%	35%	18%	15%


REGISTRAR
SRINIVAS UNIVERSITY
MANGALORE

Chart Title



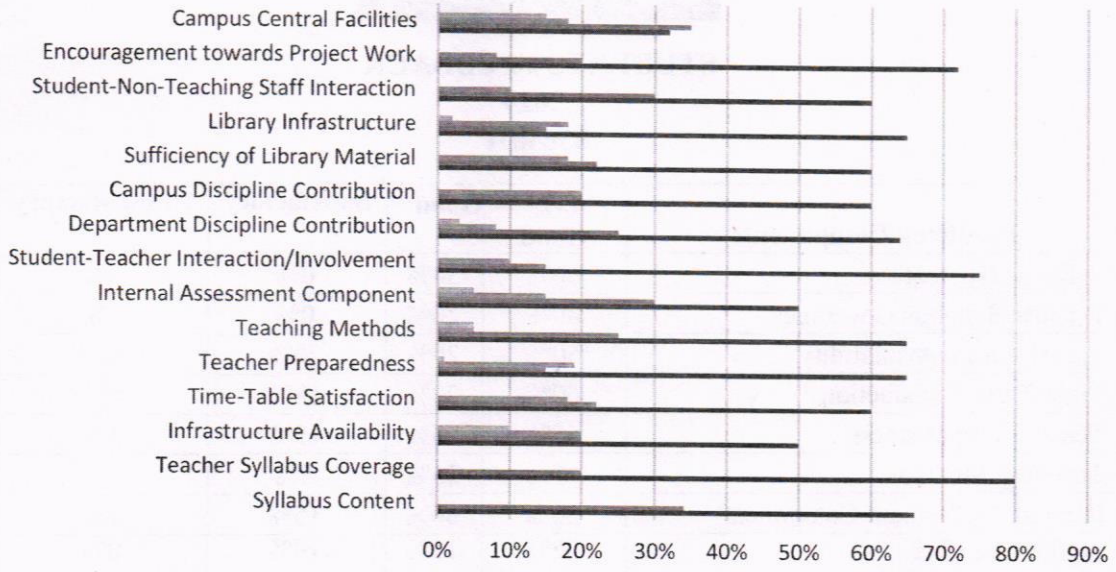


**STUDENTS FEEDBACK
2019
BSc RDT**

Feedback Components	Very Good	Good	Satisfactory	Unsatisfactory
Syllabus Content	66%	34%	0%	0%
Teacher Syllabus Coverage	80%	20%	0%	0%
Infrastructure Availability	50%	20%	20%	10%
Time-Table Satisfaction	60%	22%	18%	0%
Teacher Preparedness	65%	15%	19%	1%
Teaching Methods	65%	25%	5%	5%
Internal Assessment Component	50%	30%	15%	5%
Student-Teacher Interaction/Involvement	75%	15%	10%	0%
Department Discipline Contribution	64%	25%	8%	3%
Campus Discipline Contribution	60%	20%	20%	0%
Sufficiency of Library Material	60%	22%	18%	0%
Library Infrastructure	65%	15%	18%	2%
Student-Non-Teaching Staff Interaction	60%	30%	10%	0%
Encouragement towards Project Work	72%	20%	8%	0%
Campus Central Facilities	32%	35%	18%	15%


REGISTRAR
SRINIVAS UNIVERSITY
MANGALORE

Chart Title





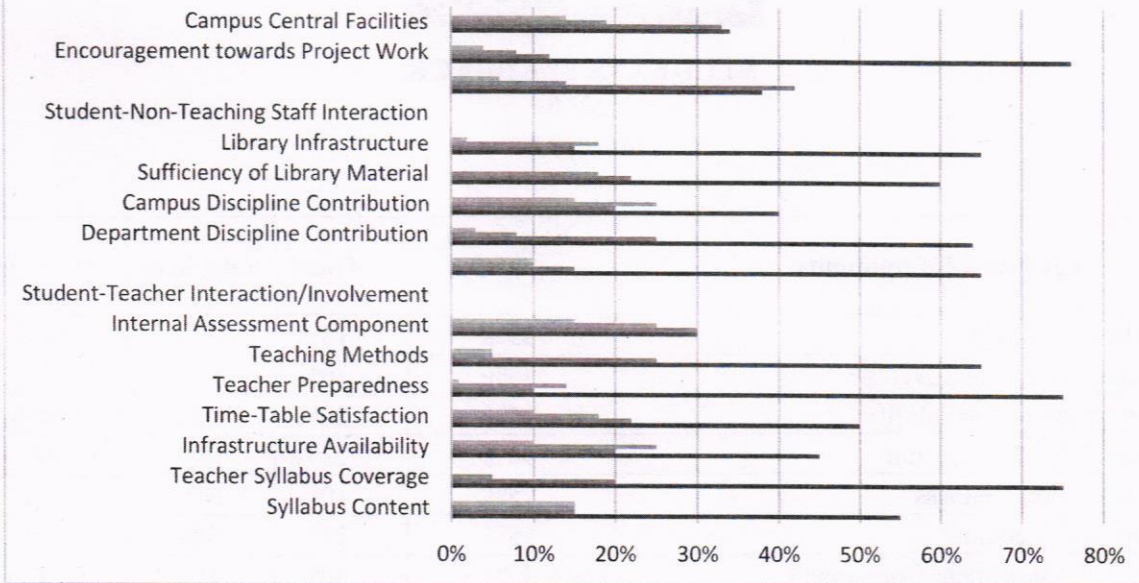
**STUDENTS FEEDBACK
2020
BSc RDT**

Feedback Components	VeryGood	Good	Satisfactory	Unsatisfactory
Syllabus Content	55%	15%	15%	15%
Teacher Syllabus Coverage	75%	20%	05%	0%
Infrastructure Availability	45%	20%	25%	10%
Time-Table Satisfaction	50%	22%	18%	10%
Teacher Preparedness	75%	10%	14%	1%
Teaching Methods	65%	25%	5%	5%
Internal Assessment Component	30%	30%	25%	15%
Student-Teacher Interaction/Involvement	65%	15%	10%	10%
Department Discipline Contribution	64%	25%	8%	3%
Campus Discipline Contribution	40%	20%	25%	15%
Sufficiency of Library Material	60%	22%	18%	0%
Library Infrastructure	65%	15%	18%	2%
Student-Non-Teaching Staff Interaction	38%	42%	14%	6%
Encouragement towards Project Work	76%	12%	8%	4%
Campus Central Facilities	34%	33%	19%	14%

A handwritten signature in purple ink, appearing to read 'Srinivas'.

**REGISTRAR
SRINIVAS UNIVERSITY
MANGALORE**

Chart Title





**SRINIVAS
UNIVERSITY**

STUDENTS FEEDBACK

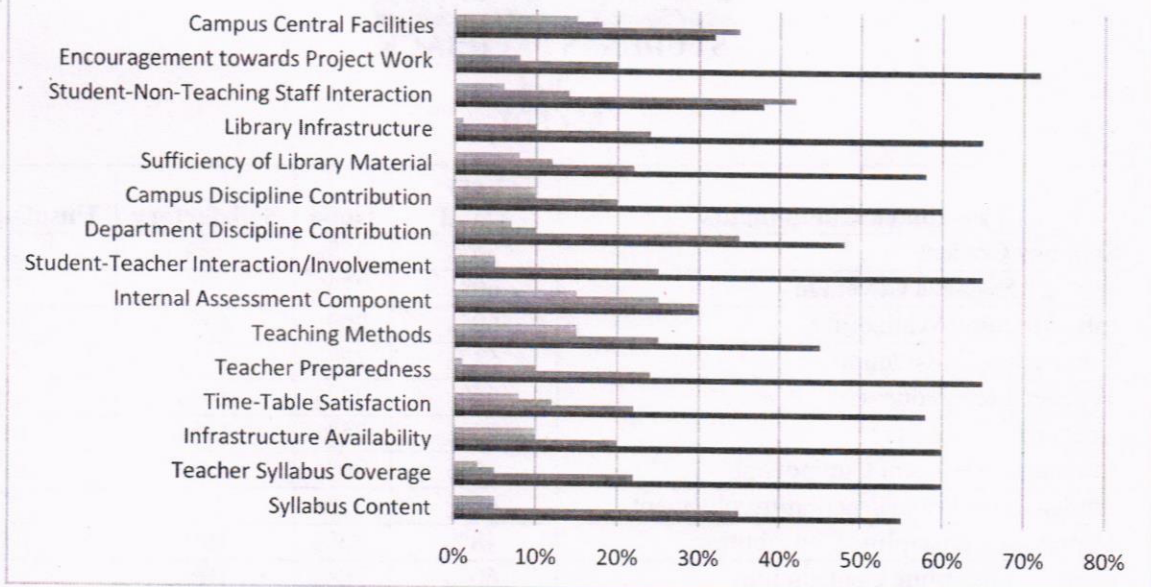
2021

BSc RDT

Feedback Components	Very Good	Good	Satisfactory	Unsatisfactory
Syllabus Content	55%	35%	5%	5%
Teacher Syllabus Coverage	60%	22%	5%	3%
Infrastructure Availability	60%	20%	10%	10%
Time-Table Satisfaction	58%	22%	12%	8%
Teacher Preparedness	65%	24%	10%	1%
Teaching Methods	45%	25%	15%	15%
Internal Assessment Component	30%	30%	25%	15%
Student-Teacher Interaction/Involvement	65%	25%	5%	5%
Department Discipline Contribution	48%	35%	10%	7%
Campus Discipline Contribution	60%	20%	10%	10%
Sufficiency of Library Material	58%	22%	12%	8%
Library Infrastructure	65%	24%	10%	1%
Student-Non-Teaching Staff Interaction	38%	42%	14%	6%
Encouragement towards Project Work	72%	20%	8%	0%
Campus Central Facilities	32%	35%	18%	15%

**REGISTRAR
SRINIVAS UNIVERSITY
MANGALORE**

Chart Title





**SRINIVAS
UNIVERSITY**

STUDENTS FEEDBACK

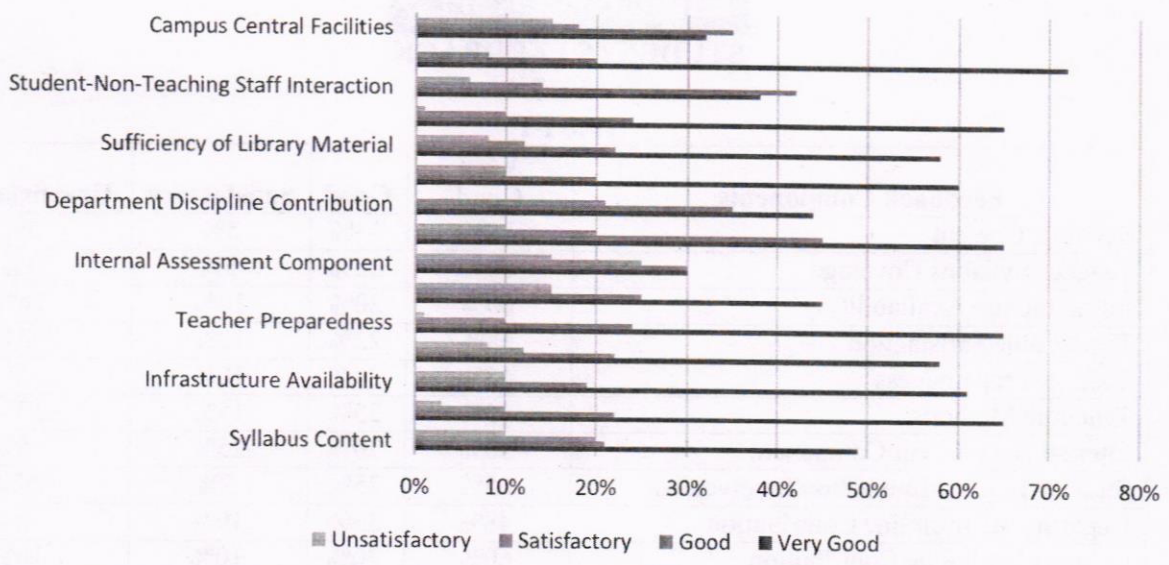
2017

BSc PT

Feedback Components	Very Good	Good	Satisfactory	Unsatisfactory
Syllabus Content	55%	35%	5%	5%
Teacher Syllabus Coverage	60%	22%	5%	3%
Infrastructure Availability	60%	20%	10%	10%
Time-Table Satisfaction	58%	22%	12%	8%
Teacher Preparedness	65%	24%	10%	1%
Teaching Methods	45%	25%	15%	15%
Internal Assessment Component	30%	30%	25%	15%
Student-Teacher Interaction/Involvement	65%	25%	5%	5%
Department Discipline Contribution	48%	35%	10%	7%
Campus Discipline Contribution	60%	20%	10%	10%
Sufficiency of Library Material	58%	22%	12%	8%
Library Infrastructure	65%	24%	10%	1%
Student-Non-Teaching Staff Interaction	38%	42%	14%	6%
Encouragement towards Project Work	72%	20%	8%	0%
Campus Central Facilities	32%	35%	18%	15%

**REGISTRAR
SRINIVAS UNIVERSITY
MANGALORE**

Student Feedback



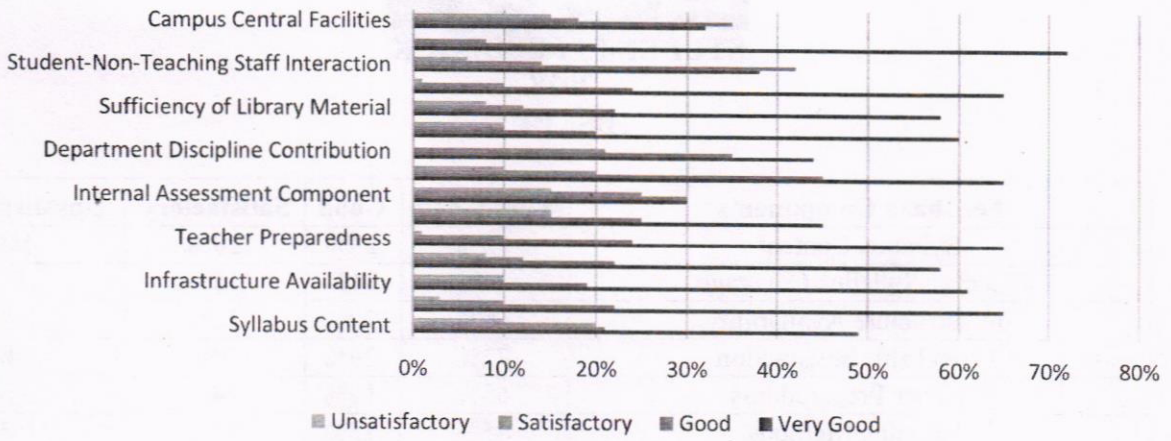


**STUDENTS FEEDBACK
2018
BSc PT**

Feedback Components	Very Good	Good	Satisfactory	Unsatisfactory
Syllabus Content	52%	23%	20%	5%
Teacher Syllabus Coverage	46%	31%	15%	10%
Infrastructure Availability	60%	20%	10%	10%
Time-Table Satisfaction	72%	20%	8%	0%
Teacher Preparedness	65%	10%	24%	1%
Teaching Methods	45%	15%	25%	15%
Internal Assessment Component	40%	30%	15%	15%
Student-Teacher Interaction/Involvement	45%	35%	10%	10%
Department Discipline Contribution	44%	26%	20%	10%
Campus Discipline Contribution	64%	20%	10%	6%
Sufficiency of Library Material	72%	20%	8%	0%
Library Infrastructure	65%	30%	4%	1%
Student-Non-Teaching Staff Interaction	38%	42%	14%	6%
Encouragement towards Project Work	72%	20%	8%	0%
Campus Central Facilities	31%	36%	18%	15%


**REGISTRAR
SRINIVAS UNIVERSITY
MANGALORE**

STUDENT FEEDBACK





**SRINIVAS
UNIVERSITY**

STUDENTS FEEDBACK

2019

BSc PT

Feedback Components	Very Good	Good	Satisfactory	Unsatisfactory
Syllabus Content	43%	30%	20%	7%
Teacher Syllabus Coverage	61%	26%	10%	3%
Infrastructure Availability	60%	20%	10%	10%
Time-Table Satisfaction	58%	22%	12%	8%
Teacher Preparedness	65%	24%	10%	1%
Teaching Methods	45%	25%	15%	15%
Internal Assessment Component	33%	30%	25%	12%
Student-Teacher Interaction/Involvement	65%	15%	10%	10%
Department Discipline Contribution	40%	45%	10%	5%
Campus Discipline Contribution	63%	20%	10%	7%
Sufficiency of Library Material	58%	22%	12%	8%
Library Infrastructure	65%	24%	10%	1%
Student-Non-Teaching Staff Interaction	38%	42%	14%	6%
Encouragement towards Project Work	72%	20%	8%	0%
Campus Central Facilities	52%	35%	8%	5%

**REGISTRAR
SRINIVAS UNIVERSITY
MANGALORE**

STUDENT FEEDBACK



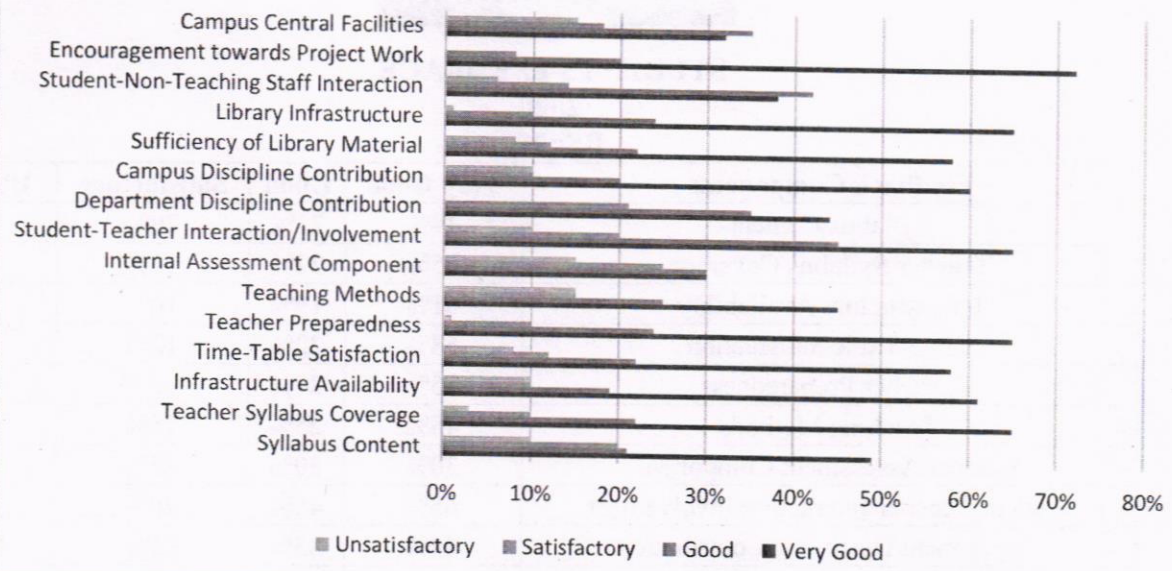


**STUDENTS FEEDBACK
2020
BSc PT**

Feedback Components	Very Good	Good	Satisfactory	Unsatisfactory
Syllabus Content	49%	21%	20%	10%
Teacher Syllabus Coverage	65%	22%	10%	3%
Infrastructure Availability	61%	19%	10%	10%
Time-Table Satisfaction	58%	22%	12%	8%
Teacher Preparedness	65%	24%	10%	1%
Teaching Methods	45%	25%	15%	15%
Internal Assessment Component	30%	30%	25%	15%
Student-Teacher Interaction/Involvement	65%	45%	20%	10%
Department Discipline Contribution	44%	35%	21%	0%
Campus Discipline Contribution	60%	20%	10%	10%
Sufficiency of Library Material	58%	22%	12%	8%
Library Infrastructure	65%	24%	10%	1%
Student-Non-Teaching Staff Interaction	38%	42%	14%	6%
Encouragement towards Project Work	72%	20%	8%	0%
Campus Central Facilities	32%	35%	18%	15%


REGISTRAR
SRINIVAS UNIVERSITY
MANGALORE

Student Feedback





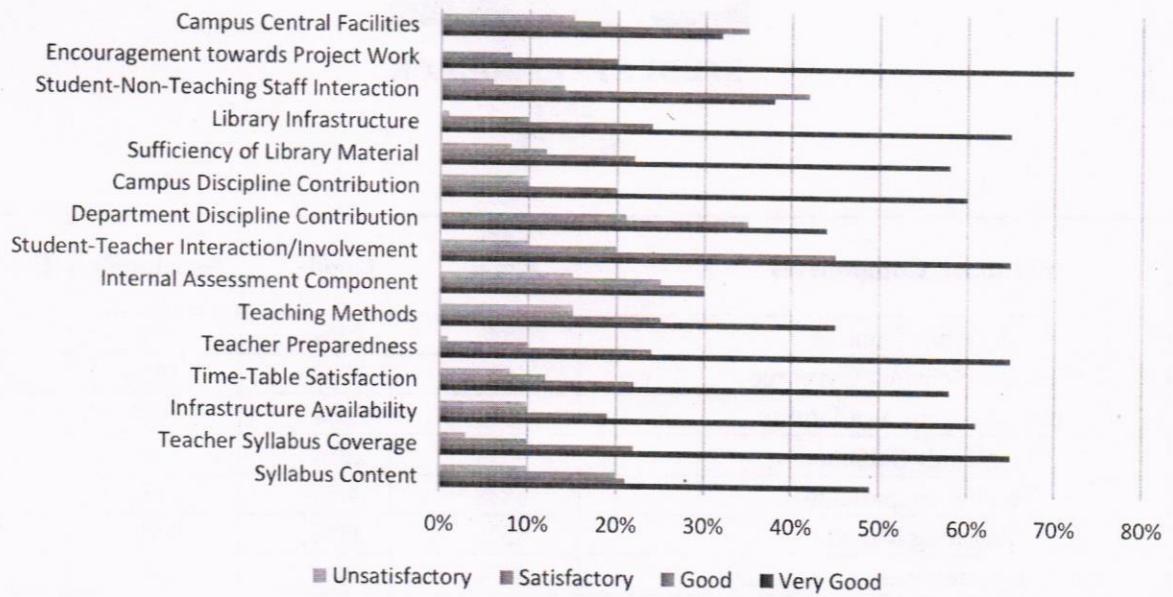
**STUDENTS FEEDBACK
2021
BSc PT**

Feedback Components	Very Good	Good	Satisfactory	Unsatisfactory
Syllabus Content	85%	10%	5%	0%
Teacher Syllabus Coverage	65%	22%	10%	3%
Infrastructure Availability	66%	20%	10%	4%
Time-Table Satisfaction	58%	22%	12%	8%
Teacher Preparedness	65%	24%	10%	1%
Teaching Methods	45%	25%	15%	15%
Internal Assessment Component	36%	30%	25%	9%
Student-Teacher Interaction/Involvement	65%	25%	5%	5%
Department Discipline Contribution	55%	25%	17%	3%
Campus Discipline Contribution	60%	20%	10%	10%
Sufficiency of Library Material	58%	22%	12%	8%
Library Infrastructure	65%	24%	10%	1%
Student-Non-Teaching Staff Interaction	38%	42%	14%	6%
Encouragement towards Project Work	71%	19%	8%	0%
Campus Central Facilities	42%	25%	18%	15%

A handwritten signature in purple ink, appearing to be 'Srinivas', written over a horizontal line.

**REGISTRAR
SRINIVAS UNIVERSITY
MANGALORE**

STUDENT FEEDBACK





STUDENTS FEEDBACK

2017

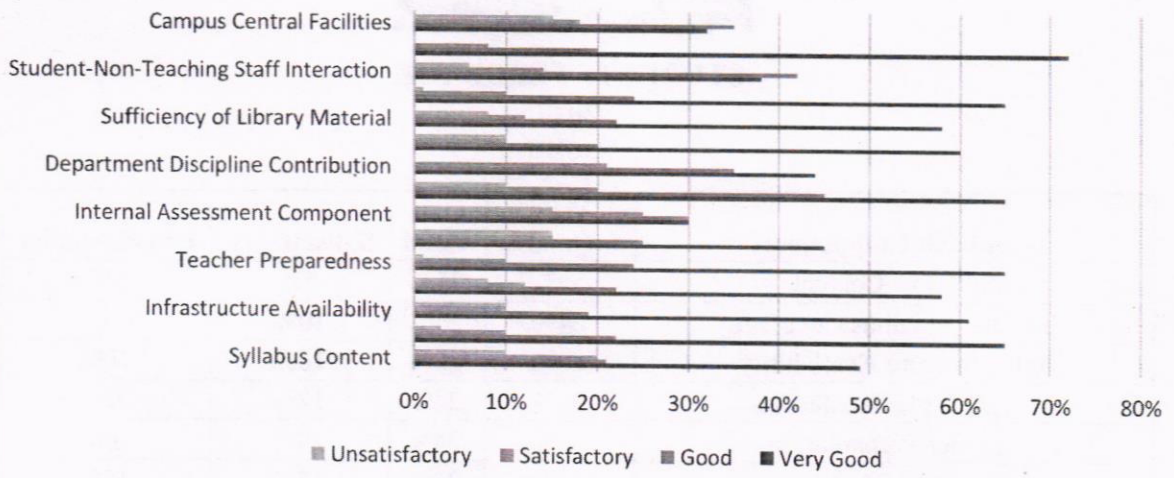
BSc APT

Feedback Components	Very Good	Good	Satisfactory	Unsatisfactory
Syllabus Content	55%	35%	5%	5%
Teacher Syllabus Coverage	64%	23%	10%	3%
Infrastructure Availability	60%	20%	10%	10%
Time-Table Satisfaction	58%	22%	12%	8%
Teacher Preparedness	65%	24%	10%	1%
Teaching Methods	45%	25%	15%	15%
Internal Assessment Component	30%	30%	25%	15%
Student-Teacher Interaction/Involvement	65%	25%	5%	5%
Department Discipline Contribution	24%	65%	10%	1%
Campus Discipline Contribution	60%	20%	10%	10%
Sufficiency of Library Material	58%	22%	12%	8%
Library Infrastructure	65%	24%	10%	1%
Student-Non-Teaching Staff Interaction	38%	42%	14%	6%
Encouragement towards Project Work	72%	20%	8%	0%
Campus Central Facilities	36%	31%	19%	14%

A handwritten signature in purple ink, appearing to read 'Allan V'.

REGISTRAR
SRINIVAS UNIVERSITY
MANGALORE

STUDENT FEEDBACK





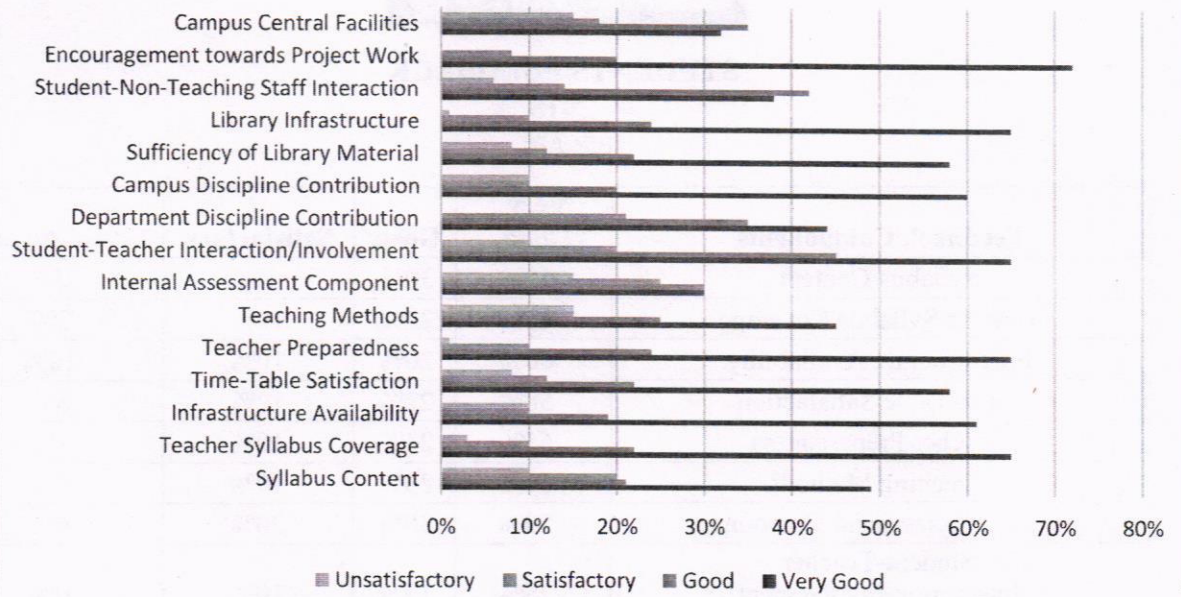
STUDENTS FEEDBACK
2018
BSc APT

Feedback Components	Very Good	Good	Satisfactory	Unsatisfactory
Syllabus Content	65%	30%	5%	0%
Teacher Syllabus Coverage	45%	22%	10%	3%
Infrastructure Availability	60%	20%	10%	10%
Time-Table Satisfaction	58%	22%	12%	8%
Teacher Preparedness	65%	24%	10%	1%
Teaching Methods	67%	23%	10%	0%
Internal Assessment Component	50%	30%	20%	0%
Student-Teacher Interaction/Involvement	75%	15%	10%	0%
Department Discipline Contribution	24%	25%	10%	3%
Campus Discipline Contribution	60%	20%	10%	10%
Sufficiency of Library Material	58%	22%	12%	8%
Library Infrastructure	65%	24%	10%	1%
Student-Non-Teaching Staff Interaction	38%	42%	14%	6%
Encouragement towards Project Work	72%	20%	8%	0%
Campus Central Facilities	32%	35%	18%	15%

A handwritten signature in purple ink, appearing to read 'Srinivas'.

REGISTRAR
SRINIVAS UNIVERSITY
MANGALORE

STUDENT FEEDBACK



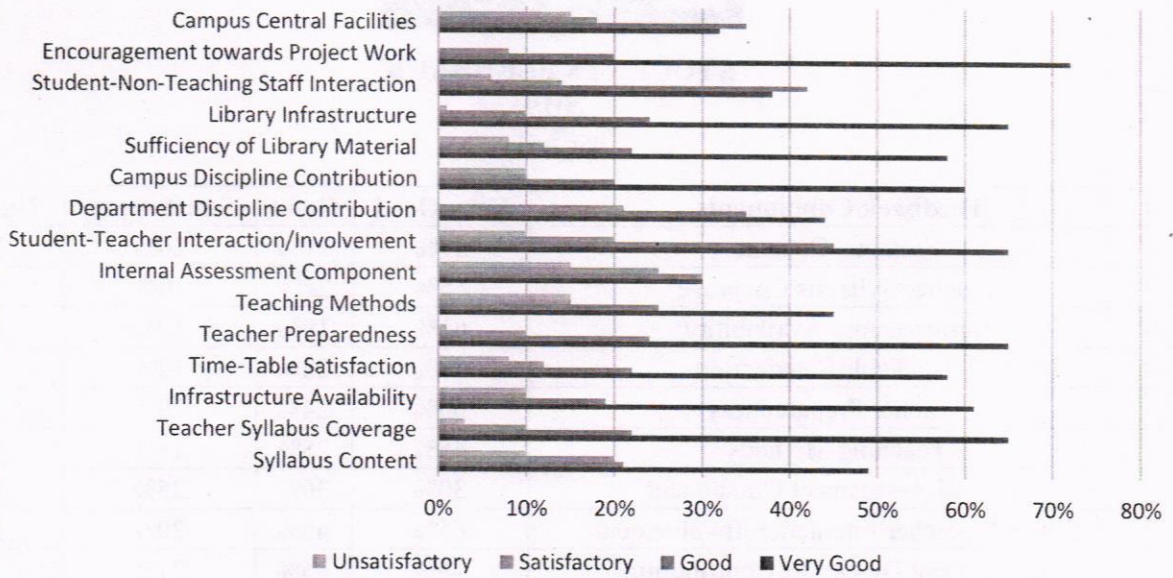


STUDENTS FEEDBACK
2019
BSc APT

Feedback Components	Very Good	Good	Satisfactory	Unsatisfactory
Syllabus Content	49%	21%	20%	10%
Teacher Syllabus Coverage	65%	22%	10%	3%
Infrastructure Availability	61%	19%	10%	10%
Time-Table Satisfaction	58%	22%	12%	8%
Teacher Preparedness	65%	24%	10%	1%
Teaching Methods	45%	25%	15%	15%
Internal Assessment Component	30%	30%	25%	15%
Student-Teacher Interaction/Involvement	65%	45%	20%	10%
Department Discipline Contribution	44%	35%	21%	0%
Campus Discipline Contribution	60%	20%	10%	10%
Sufficiency of Library Material	58%	22%	12%	8%
Library Infrastructure	65%	24%	10%	1%
Student-Non-Teaching Staff Interaction	38%	42%	14%	6%
Encouragement towards Project Work	72%	20%	8%	0%
Campus Central Facilities	32%	35%	18%	15%


REGISTRAR
SRINIVAS UNIVERSITY
MANGALORE

Student Feedback





STUDENTS FEEDBACK
2020
BSc APT

Feedback Components	Very Good	Good	Satisfactory	Unsatisfactory
Syllabus Content	55%	35%	5%	5%
Teacher Syllabus Coverage	64%	23%	10%	3%
Infrastructure Availability	60%	20%	10%	10%
Time-Table Satisfaction	58%	22%	12%	8%
Teacher Preparedness	65%	24%	10%	1%
Teaching Methods	45%	25%	15%	15%
Internal Assessment Component	30%	30%	25%	15%
Student-Teacher Interaction/Involvement	65%	25%	5%	5%
Department Discipline Contribution	24%	65%	10%	1%
Campus Discipline Contribution	60%	20%	10%	10%
Sufficiency of Library Material	58%	22%	12%	8%
Library Infrastructure	65%	24%	10%	1%
Student-Non-Teaching Staff Interaction	38%	42%	14%	6%
Encouragement towards Project Work	72%	20%	8%	0%
Campus Central Facilities	36%	31%	19%	14%


REGISTRAR
SRINIVAS UNIVERSITY
MANGALORE

STUDENT FEEDBACK





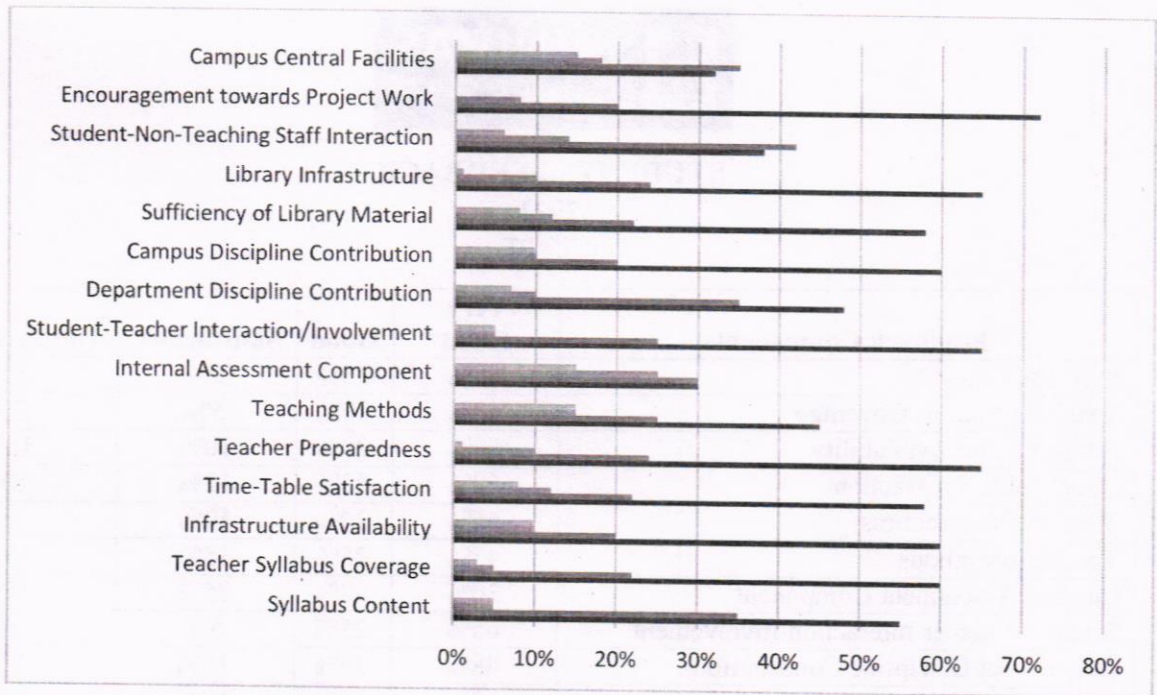
STUDENTS FEEDBACK

2021

BSc APT

Feedback Components	Very Good	Good	Satisfactory	Unsatisfactory
Syllabus Content	55%	35%	5%	5%
Teacher Syllabus Coverage	60%	22%	5%	3%
Infrastructure Availability	60%	20%	10%	10%
Time-Table Satisfaction	58%	22%	12%	8%
Teacher Preparedness	65%	24%	10%	1%
Teaching Methods	45%	25%	15%	15%
Internal Assessment Component	30%	30%	25%	15%
Student-Teacher Interaction/Involvement	65%	25%	5%	5%
Department Discipline Contribution	48%	35%	10%	7%
Campus Discipline Contribution	60%	20%	10%	10%
Sufficiency of Library Material	58%	22%	12%	8%
Library Infrastructure	65%	24%	10%	1%
Student-Non-Teaching Staff Interaction	38%	42%	14%	6%
Encouragement towards Project Work	72%	20%	8%	0%
Campus Central Facilities	32%	35%	18%	15%


REGISTRAR
SRINIVAS UNIVERSITY
MANGALORE





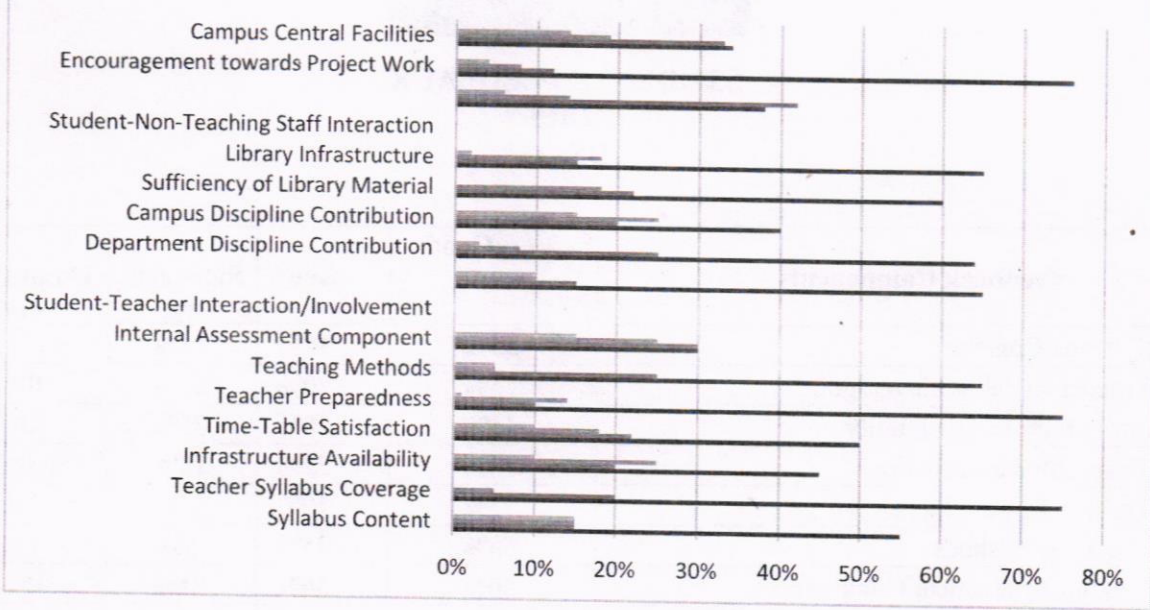
**STUDENTS FEEDBACK
2017
BSc O**

Feedback Components	VeryGood	Good	Satisfactory	Unsatisfactory
Syllabus Content	55%	15%	15%	15%
Teacher Syllabus Coverage	75%	20%	05%	0%
Infrastructure Availability	45%	20%	25%	10%
Time-Table Satisfaction	50%	22%	18%	10%
Teacher Preparedness	75%	10%	14%	1%
Teaching Methods	65%	25%	5%	5%
Internal Assessment Component	30%	30%	25%	15%
Student-Teacher Interaction/Involvement	65%	15%	10%	10%
Department Discipline Contribution	64%	25%	8%	3%
Campus Discipline Contribution	40%	20%	25%	15%
Sufficiency of Library Material	60%	22%	18%	0%
Library Infrastructure	65%	15%	18%	2%
Student-Non-Teaching Staff Interaction	38%	42%	14%	6%
Encouragement towards Project Work	76%	12%	8%	4%
Campus Central Facilities	34%	33%	19%	14%

A handwritten signature in purple ink, appearing to be 'A. V. Srinivas', written over a horizontal line.

**REGISTRAR
SRINIVAS UNIVERSITY
MANGALORE**

Chart Title





**SRINIVAS
UNIVERSITY**

STUDENTS FEEDBACK

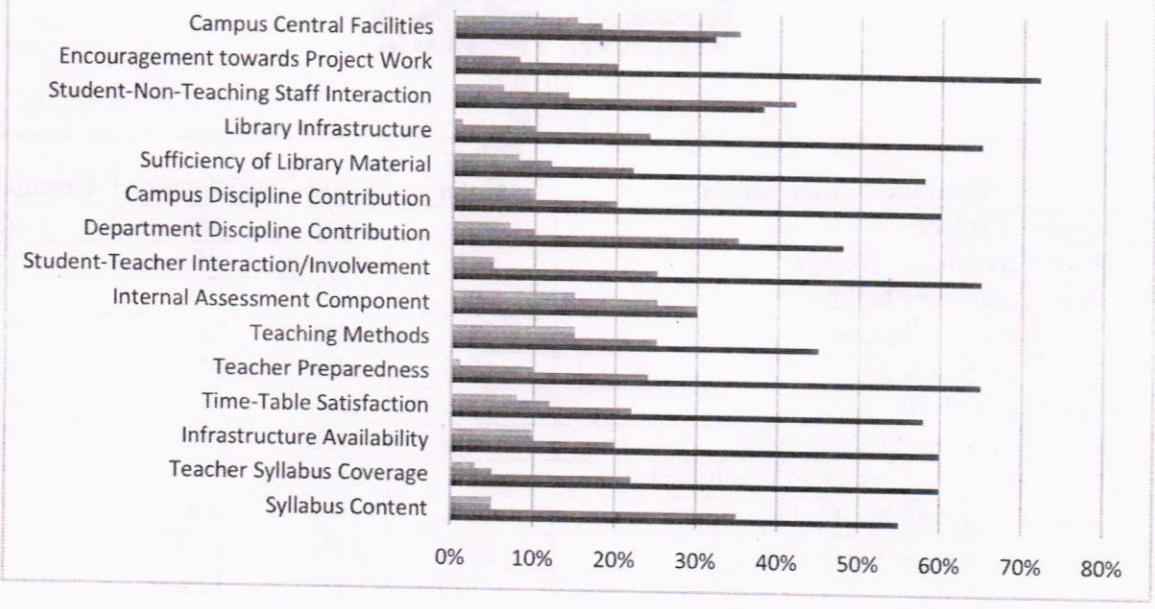
2018

BSc O

Feedback Components	Very Good	Good	Satisfactory	Unsatisfactory
Syllabus Content	55%	35%	5%	5%
Teacher Syllabus Coverage	60%	22%	5%	3%
Infrastructure Availability	60%	20%	10%	10%
Time-Table Satisfaction	58%	22%	12%	8%
Teacher Preparedness	65%	24%	10%	1%
Teaching Methods	45%	25%	15%	15%
Internal Assessment Component	30%	30%	25%	15%
Student-Teacher Interaction/Involvement	65%	25%	5%	5%
Department Discipline Contribution	48%	35%	10%	7%
Campus Discipline Contribution	60%	20%	10%	10%
Sufficiency of Library Material	58%	22%	12%	8%
Library Infrastructure	65%	24%	10%	1%
Student-Non-Teaching Staff Interaction	38%	42%	14%	6%
Encouragement towards Project Work	72%	20%	8%	0%
Campus Central Facilities	32%	35%	18%	15%

**REGISTRAR
SRINIVAS UNIVERSITY
MANGALORE**

Chart Title





**SRINIVAS
UNIVERSITY**

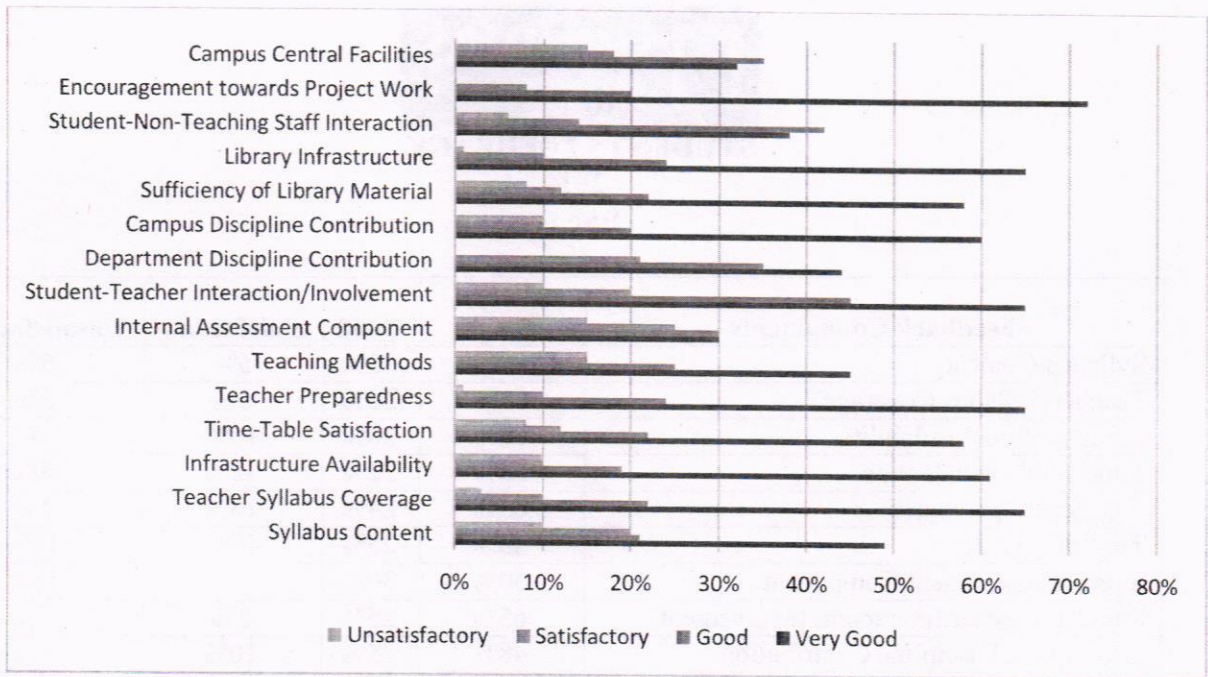
STUDENTS FEEDBACK

2019

BSc O

Feedback Components	Very Good	Good	Satisfactory	Unsatisfactory
Syllabus Content	55%	35%	5%	5%
Teacher Syllabus Coverage	60%	22%	5%	3%
Infrastructure Availability	60%	20%	10%	10%
Time-Table Satisfaction	58%	22%	12%	8%
Teacher Preparedness	65%	24%	10%	1%
Teaching Methods	45%	25%	15%	15%
Internal Assessment Component	30%	30%	25%	15%
Student-Teacher Interaction/Involvement	65%	25%	5%	5%
Department Discipline Contribution	48%	35%	10%	7%
Campus Discipline Contribution	60%	20%	10%	10%
Sufficiency of Library Material	58%	22%	12%	8%
Library Infrastructure	65%	24%	10%	1%
Student-Non-Teaching Staff Interaction	38%	42%	14%	6%
Encouragement towards Project Work	72%	20%	8%	0%
Campus Central Facilities	32%	35%	18%	15%

REGISTRAR
SRINIVAS UNIVERSITY
MANGALORE





**SRINIVAS
UNIVERSITY**

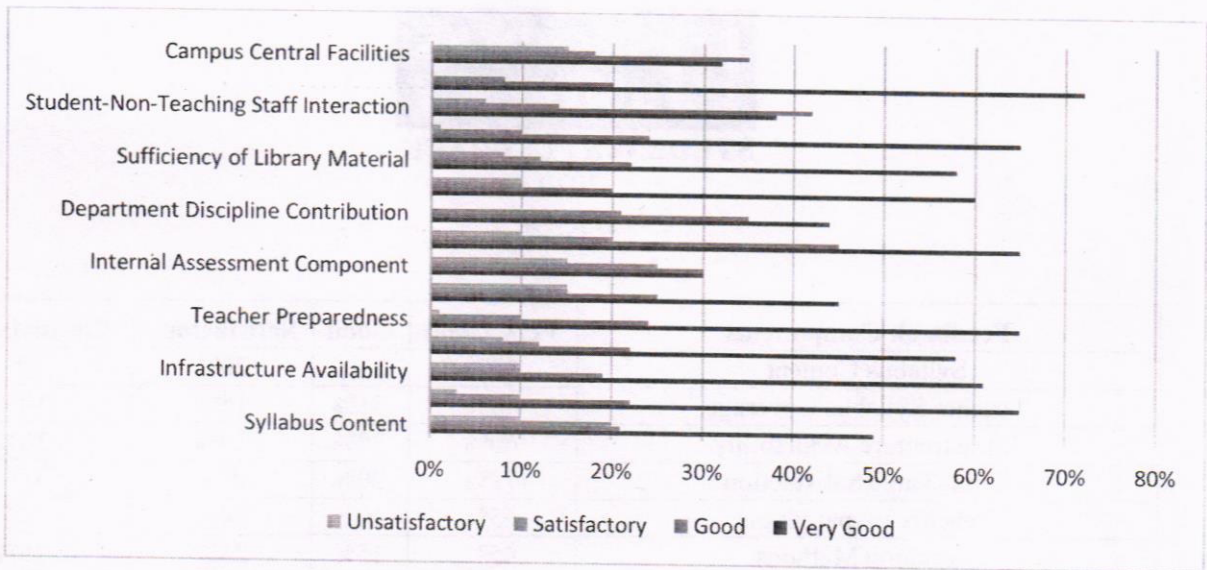
STUDENTS FEEDBACK

2020

BSc O

Feedback Components	Very Good	Good	Satisfactory	Unsatisfactory
Syllabus Content	52%	23%	20%	5%
Teacher Syllabus Coverage	46%	31%	15%	10%
Infrastructure Availability	60%	20%	10%	10%
Time-Table Satisfaction	72%	20%	8%	0%
Teacher Preparedness	65%	10%	24%	1%
Teaching Methods	45%	15%	25%	15%
Internal Assessment Component	40%	30%	15%	15%
Student-Teacher Interaction/Involvement	45%	35%	10%	10%
Department Discipline Contribution	44%	26%	20%	10%
Campus Discipline Contribution	64%	20%	10%	6%
Sufficiency of Library Material	72%	20%	8%	0%
Library Infrastructure	65%	30%	4%	1%
Student-Non-Teaching Staff Interaction	38%	42%	14%	6%
Encouragement towards Project Work	72%	20%	8%	0%
Campus Central Facilities	31%	36%	18%	15%


REGISTRAR
SRINIVAS UNIVERSITY
MANGALORE





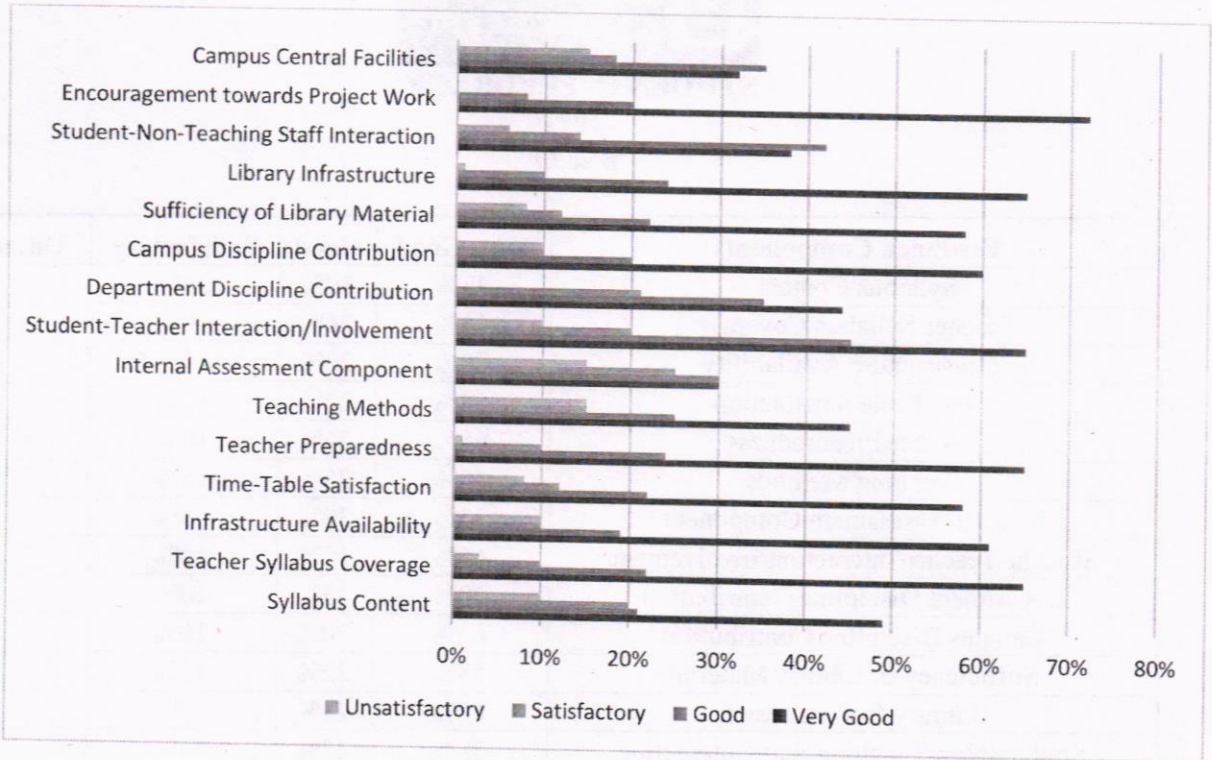
STUDENTS FEEDBACK

**2021
BSc O**

Feedback Components	Very Good	Good	Satisfactory	Unsatisfactory
Syllabus Content	43%	30%	20%	7%
Teacher Syllabus Coverage	61%	26%	10%	3%
Infrastructure Availability	60%	20%	10%	10%
Time-Table Satisfaction	58%	22%	12%	8%
Teacher Preparedness	65%	24%	10%	1%
Teaching Methods	45%	25%	15%	15%
Internal Assessment Component	33%	30%	25%	12%
Student-Teacher Interaction/Involvement	65%	15%	10%	10%
Department Discipline Contribution	40%	45%	10%	5%
Campus Discipline Contribution	63%	20%	10%	7%
Sufficiency of Library Material	58%	22%	12%	8%
Library Infrastructure	65%	24%	10%	1%
Student-Non-Teaching Staff Interaction	38%	42%	14%	6%
Encouragement towards Project Work	72%	20%	8%	0%
Campus Central Facilities	52%	35%	8%	5%

A handwritten signature in purple ink, appearing to be 'Srinivas', written over a horizontal line.

**REGISTRAR
SRINIVAS UNIVERSITY
MANGALORE**





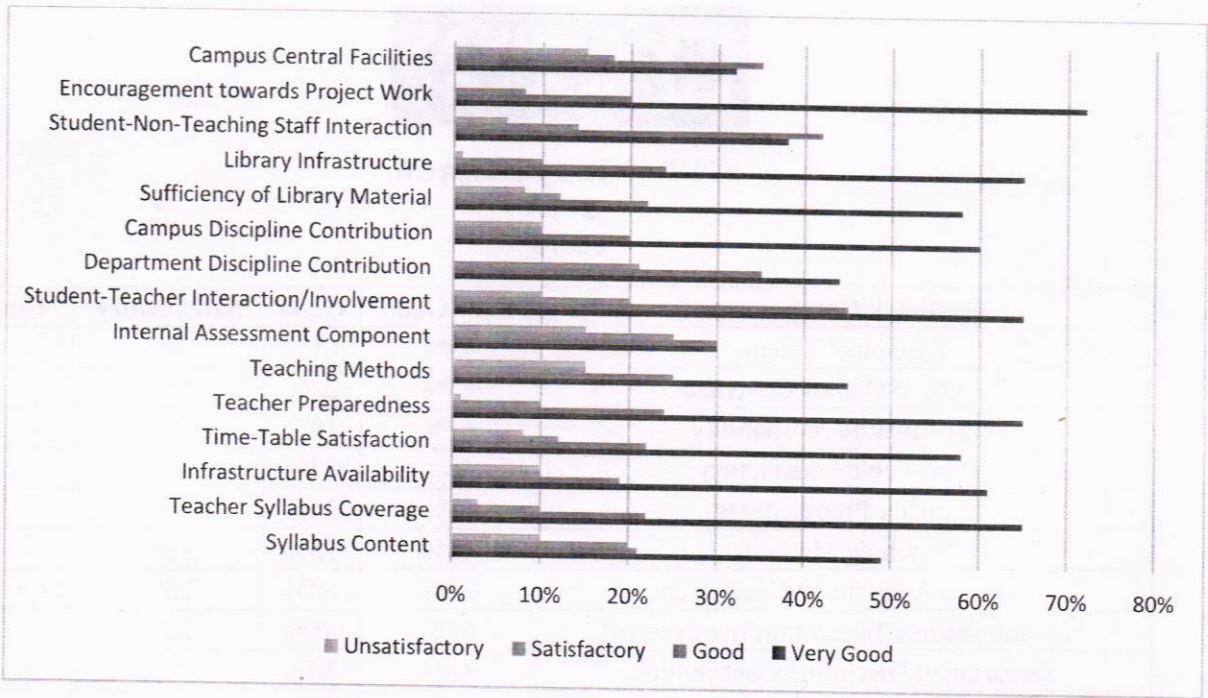
STUDENTS FEEDBACK

2017

BSc FS

Feedback Components	Very Good	Good	Satisfactory	Unsatisfactory
Syllabus Content	49%	21%	20%	10%
Teacher Syllabus Coverage	65%	22%	10%	3%
Infrastructure Availability	61%	19%	10%	10%
Time-Table Satisfaction	58%	22%	12%	8%
Teacher Preparedness	65%	24%	10%	1%
Teaching Methods	45%	25%	15%	15%
Internal Assessment Component	30%	30%	25%	15%
Student-Teacher Interaction/Involvement	65%	45%	20%	10%
Department Discipline Contribution	44%	35%	21%	0%
Campus Discipline Contribution	60%	20%	10%	10%
Sufficiency of Library Material	58%	22%	12%	8%
Library Infrastructure	65%	24%	10%	1%
Student-Non-Teaching Staff Interaction	38%	42%	14%	6%
Encouragement towards Project Work	72%	20%	8%	0%
Campus Central Facilities	32%	35%	18%	15%


REGISTRAR
SRINIVAS UNIVERSITY
MANGALORE

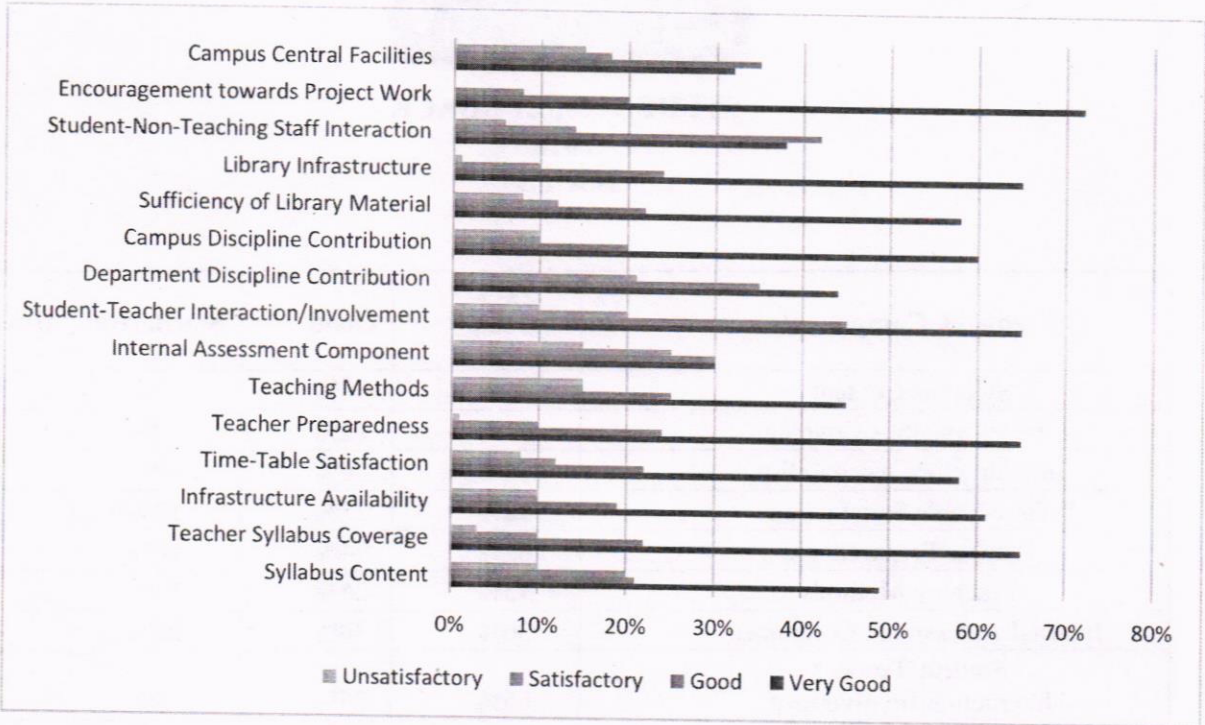




**STUDENTS FEEDBACK
2018
BSc FS**

Feedback Components	Very Good	Good	Satisfactory	Unsatisfactory
Syllabus Content	85%	10%	5%	0%
Teacher Syllabus Coverage	65%	22%	10%	3%
Infrastructure Availability	66%	20%	10%	4%
Time-Table Satisfaction	58%	22%	12%	8%
Teacher Preparedness	65%	24%	10%	1%
Teaching Methods	45%	25%	15%	15%
Internal Assessment Component	36%	30%	25%	9%
Student-Teacher Interaction/Involvement	65%	25%	5%	5%
Department Discipline Contribution	55%	25%	17%	3%
Campus Discipline Contribution	60%	20%	10%	10%
Sufficiency of Library Material	58%	22%	12%	8%
Library Infrastructure	65%	24%	10%	1%
Student-Non-Teaching Staff Interaction	38%	42%	14%	6%
Encouragement towards Project Work	71%	19%	8%	0%
Campus Central Facilities	42%	25%	18%	15%


REGISTRAR
SRINIVAS UNIVERSITY
MANGALORE

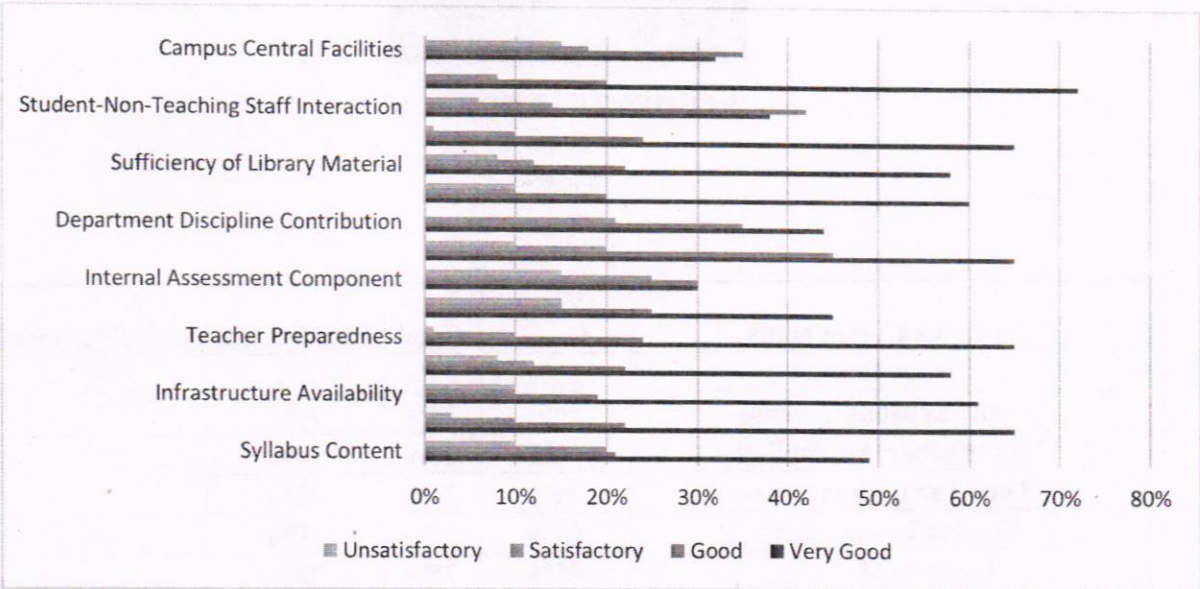




**STUDENTS FEEDBACK
2019
BSc FS**

Feedback Components	Very Good	Good	Satisfactory	Unsatisfactory
Syllabus Content	55%	35%	5%	5%
Teacher Syllabus Coverage	64%	23%	10%	3%
Infrastructure Availability	60%	20%	10%	10%
Time-Table Satisfaction	58%	22%	12%	8%
Teacher Preparedness	65%	24%	10%	1%
Teaching Methods	45%	25%	15%	15%
Internal Assessment Component	30%	30%	25%	15%
Student-Teacher Interaction/Involvement	65%	25%	5%	5%
Department Discipline Contribution	24%	65%	10%	1%
Campus Discipline Contribution	60%	20%	10%	10%
Sufficiency of Library Material	58%	22%	12%	8%
Library Infrastructure	65%	24%	10%	1%
Student-Non-Teaching Staff Interaction	38%	42%	14%	6%
Encouragement towards Project Work	72%	20%	8%	0%
Campus Central Facilities	36%	31%	19%	14%


REGISTRAR
SRINIVAS UNIVERSITY
MANGALORE

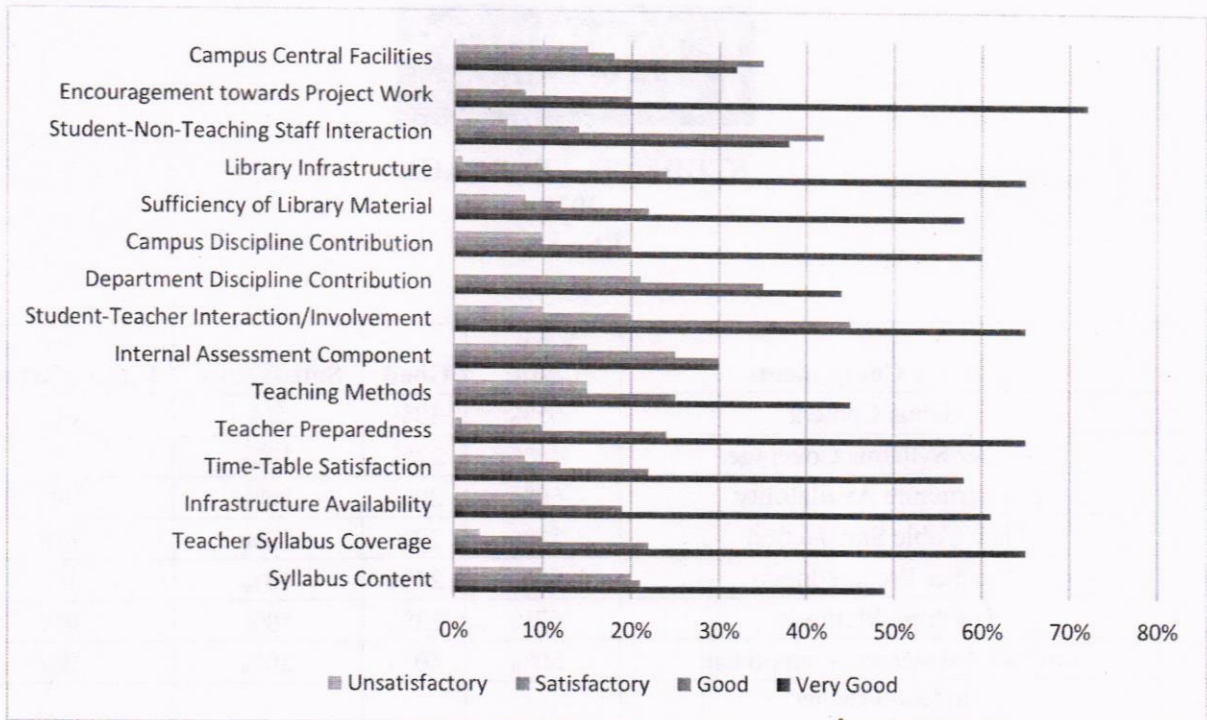




**STUDENTS FEEDBACK
2020
BSc FS**

Feedback Components	Very Good	Good	Satisfactory	Unsatisfactory
Syllabus Content	65%	30%	5%	0%
Teacher Syllabus Coverage	45%	22%	10%	3%
Infrastructure Availability	60%	20%	10%	10%
Time-Table Satisfaction	58%	22%	12%	8%
Teacher Preparedness	65%	24%	10%	1%
Teaching Methods	67%	23%	10%	0%
Internal Assessment Component	50%	30%	20%	0%
Student-Teacher Interaction/Involvement	75%	15%	10%	0%
Department Discipline Contribution	24%	25%	10%	3%
Campus Discipline Contribution	60%	20%	10%	10%
Sufficiency of Library Material	58%	22%	12%	8%
Library Infrastructure	65%	24%	10%	1%
Student-Non-Teaching Staff Interaction	38%	42%	14%	6%
Encouragement towards Project Work	72%	20%	8%	0%
Campus Central Facilities	32%	35%	18%	15%


REGISTRAR
SRINIVAS UNIVERSITY
MANGALORE

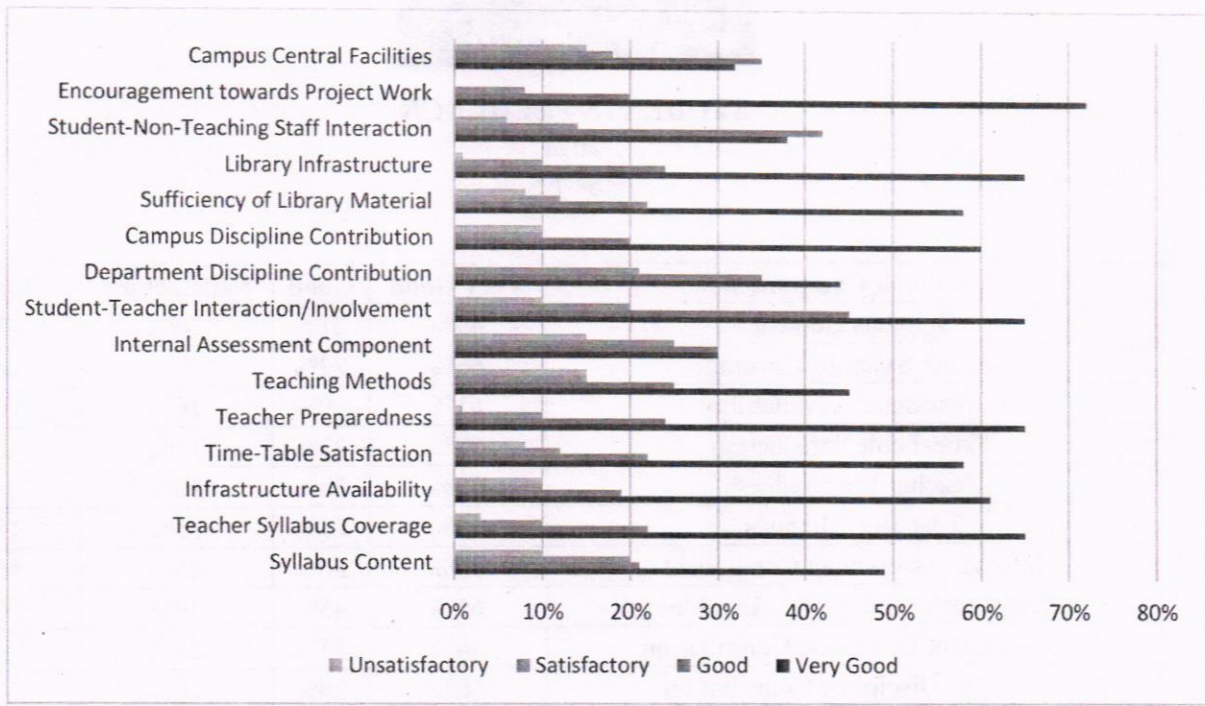




**STUDENTS FEEDBACK
2021
BSc FS**

Feedback Components	Very Good	Good	Satisfactory	Unsatisfactory
Syllabus Content	49%	21%	20%	10%
Teacher Syllabus Coverage	65%	22%	10%	3%
Infrastructure Availability	61%	19%	10%	10%
Time-Table Satisfaction	58%	22%	12%	8%
Teacher Preparedness	65%	24%	10%	1%
Teaching Methods	45%	25%	15%	15%
Internal Assessment Component	30%	30%	25%	15%
Student-Teacher Interaction/Involvement	65%	45%	20%	10%
Department Discipline Contribution	44%	35%	21%	0%
Campus Discipline Contribution	60%	20%	10%	10%
Sufficiency of Library Material	58%	22%	12%	8%
Library Infrastructure	65%	24%	10%	1%
Student-Non-Teaching Staff Interaction	38%	42%	14%	6%
Encouragement towards Project Work	72%	20%	8%	0%
Campus Central Facilities	32%	35%	18%	15%


REGISTRAR
SRINIVAS UNIVERSITY
MANGALORE





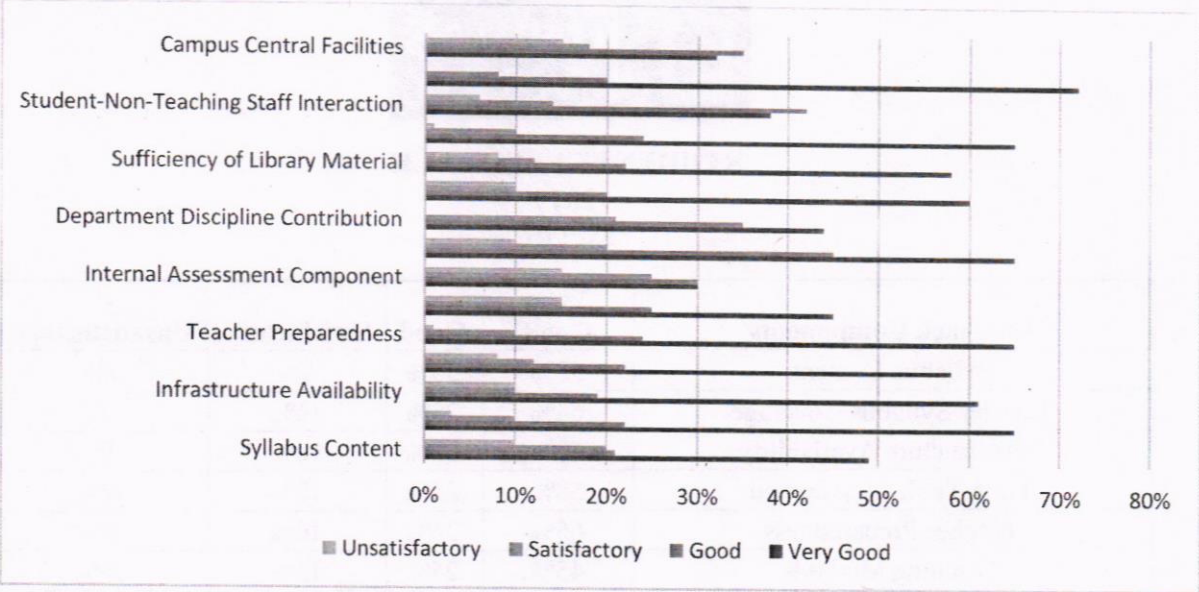
STUDENTS FEEDBACK

2019

BSc CCT

Feedback Components	Very Good	Good	Satisfactory	Unsatisfactory
Syllabus Content	55%	35%	5%	5%
Teacher Syllabus Coverage	64%	23%	10%	3%
Infrastructure Availability	60%	20%	10%	10%
Time-Table Satisfaction	58%	22%	12%	8%
Teacher Preparedness	65%	24%	10%	1%
Teaching Methods	45%	25%	15%	15%
Internal Assessment Component	30%	30%	25%	15%
Student-Teacher Interaction/Involvement	65%	25%	5%	5%
Department Discipline Contribution	24%	65%	10%	1%
Campus Discipline Contribution	60%	20%	10%	10%
Sufficiency of Library Material	58%	22%	12%	8%
Library Infrastructure	65%	24%	10%	1%
Student-Non-Teaching Staff Interaction	38%	42%	14%	6%
Encouragement towards Project Work	72%	20%	8%	0%
Campus Central Facilities	36%	31%	19%	14%

REGISTRAR
SRINIVAS UNIVERSITY





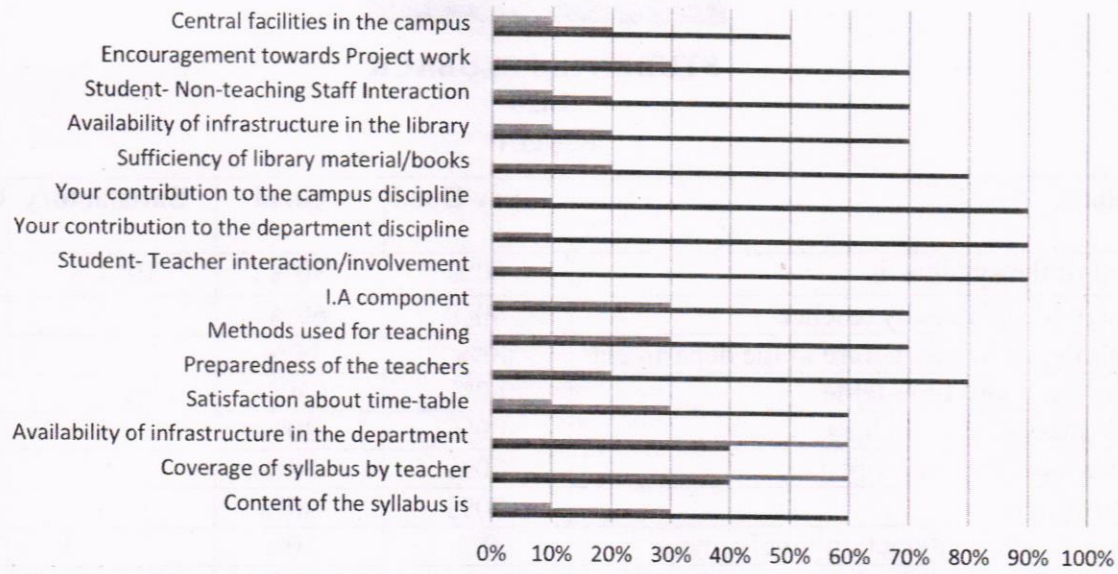
STUDENTS FEEDBACK
2020
BSc CCT

Sl. No	Particulars	Very Good	Good	Satisfactory	Unsatisfactory
1	Content of the syllabus is	60%	30%	10%	
2	Coverage of syllabus by teacher	40%	60%		
3	Availability of infrastructure in the department	40%	60%		
4	Satisfaction about time-table	60%	30%	10%	
5	Preparedness of the teachers	80%	20%		
6	Methods used for teaching	70%	30%		
7	I.A component	70%	30%		
8	Student- Teacher interaction/involvement	90%	10%		
9	Your contribution to the department discipline	90%	10%		
10	Your contribution to the campus discipline	90%	10%		
11	Sufficiency of library material/books	80%	20%		
12	Availability of infrastructure in the library	70%	20%	10%	
13	Student- Non-teaching Staff Interaction	70%	20%	10%	
14	Encouragement towards Project work	70%	30%		
15	Central facilities in the campus	50%	20%	10%	10%

A handwritten signature in purple ink, appearing to be 'S. Allu', written over a horizontal line.

REGISTRAR
SRINIVAS UNIVERSITY
MANGALORE

Chart Title





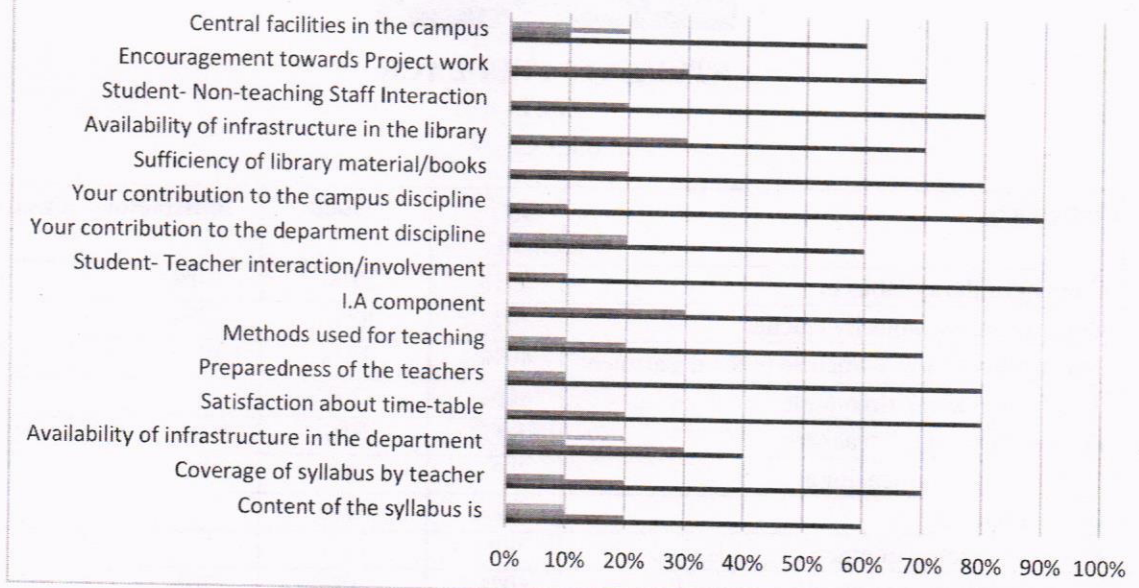
STUDENTS FEEDBACK
2021
BSc CCT

Sl. No	Particulars	Very Good	Good	Satisfactory	Unsatisfactory
1	Content of the syllabus is	60%	20%	10%	10%
2	Coverage of syllabus by teacher	70%	20%	10%	
3	Availability of infrastructure in the department	40%	30%	10%	20%
4	Satisfaction about time-table	80%	20%		
5	Preparedness of the teachers	80%	10%	10%	
6	Methods used for teaching	70%	20%	10%	
7	I.A component	70%	30%		
8	Student- Teacher interaction/involvement	90%	10%		
9	Your contribution to the department discipline	60%	20%	20%	
10	Your contribution to the campus discipline	90%	10%		
11	Sufficiency of library material/books	80%	20%		
12	Availability of infrastructure in the library	70%	30%		
13	Student- Non-teaching Staff Interaction	80%	20%		
14	Encouragement towards Project work	70%	30%		
15	Central facilities in the campus	60%	10%	20%	10%

A handwritten signature in purple ink, appearing to be 'Srinivas'.

REGISTRAR
SRINIVAS UNIVERSITY
MANGALORE

Chart Title





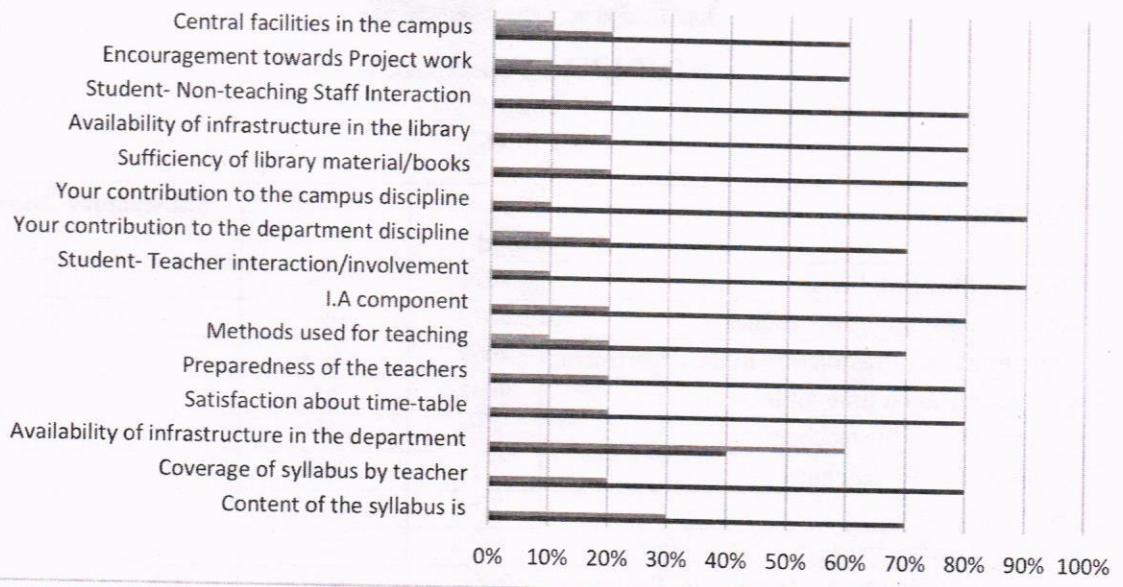
STUDENTS FEEDBACK
2020
BSc DCFS

Sl. No	Particulars	Very Good	Good	Satisfactory	Unsatisfactory
1	Content of the syllabus is	70%	30%		
2	Coverage of syllabus by teacher	80%	20%		
3	Availability of infrastructure in the department	40%	60%		
4	Satisfaction about time-table	80%	20%		
5	Preparedness of the teachers	80%	20%		
6	Methods used for teaching	70%	20%	10%	
7	I.A component	80%	20%		
8	Student- Teacher interaction/involvement	90%	10%		
9	Your contribution to the department discipline	70%	20%	10%	
10	Your contribution to the campus discipline	90%	10%		
11	Sufficiency of library material/books	80%	20%		
12	Availability of infrastructure in the library	80%	20%		
13	Student- Non-teaching Staff Interaction	80%	20%		
14	Encouragement towards Project work	60%	30%	10%	
15	Central facilities in the campus	60%	20%	10%	10%

A handwritten signature in purple ink, appearing to be 'S. Allu', written over a horizontal line.

REGISTRAR
SRINIVAS UNIVERSITY
MANGALORE

Chart Title



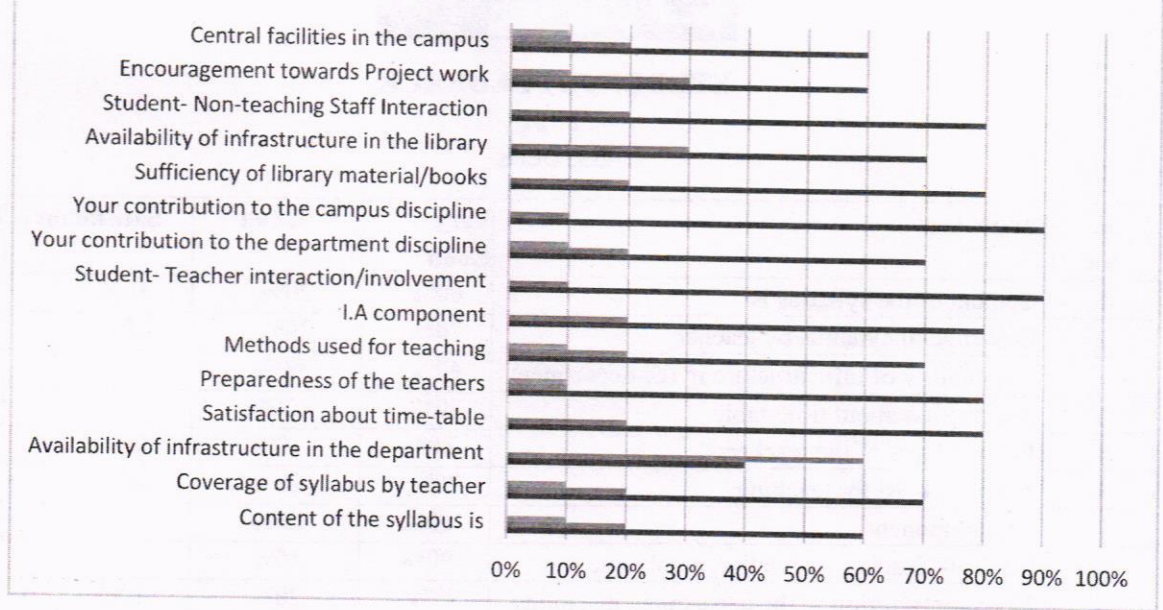


STUDENTS FEEDBACK
2021
BSc DCFS

Sl. No	Particulars	Very Good	Good	Satisfactory	Unsatisfactory
1	Content of the syllabus is	60%	20%	10%	
2	Coverage of syllabus by teacher	70%	20%	10%	
3	Availability of infrastructure in the department	40%	60%		
4	Satisfaction about time-table	80%	20%		
5	Preparedness of the teachers	80%	10%	10%	
6	Methods used for teaching	70%	20%	10%	
7	I.A component	80%	20%		
8	Student- Teacher interaction/involvement	90%	10%		
9	Your contribution to the department discipline	70%	20%	10%	
10	Your contribution to the campus discipline	90%	10%		
11	Sufficiency of library material/books	80%	20%		
12	Availability of infrastructure in the library	70%	30%		
13	Student- Non-teaching Staff Interaction	80%	20%		
14	Encouragement towards Project work	60%	30%	10%	
15	Central facilities in the campus	60%	20%	10%	10%


REGISTRAR
SRINIVAS UNIVERSITY
MANGALORE

Chart Title



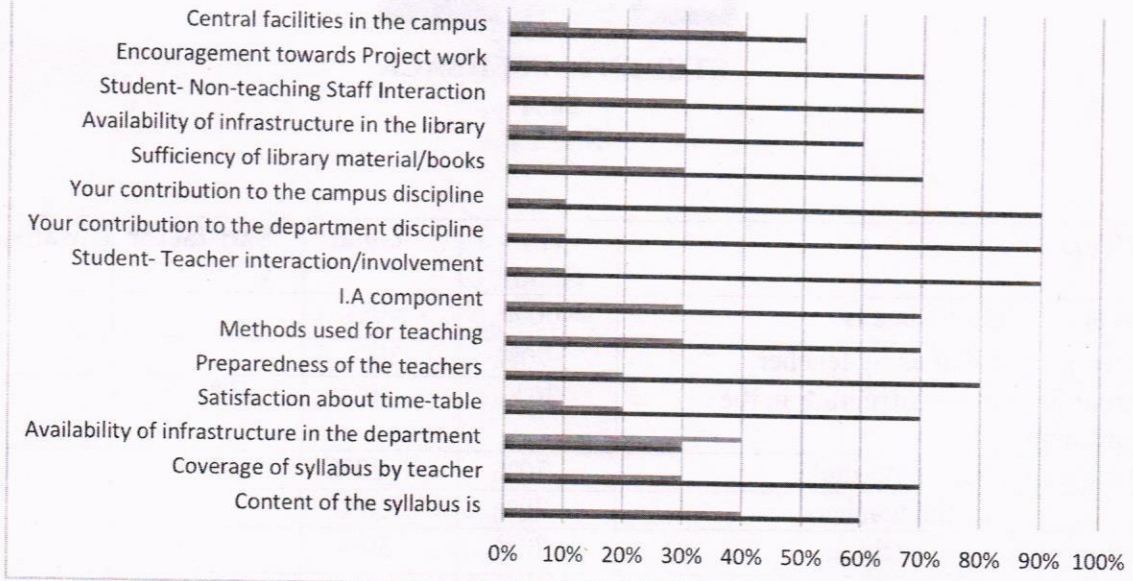


STUDENTS FEEDBACK
2021
BSc CP

Sl. No	Particulars	Very Good	Good	Satisfactory	Unsatisfactory
1	Content of the syllabus is	60%	40%		
2	Coverage of syllabus by teacher	70%	30%		
3	Availability of infrastructure in the department	30%	30%	40%	
4	Satisfaction about time-table	70%	20%	10%	
5	Preparedness of the teachers	80%	20%		
6	Methods used for teaching	70%	30%		
7	I.A component	70%	30%		
8	Student- Teacher interaction/involvement	90%	10%		
9	Your contribution to the department discipline	90%	10%		
10	Your contribution to the campus discipline	90%	10%		
11	Sufficiency of library material/books	70%	30%		
12	Availability of infrastructure in the library	60%	30%	10%	
13	Student- Non-teaching Staff Interaction	70%	30%		
14	Encouragement towards Project work	70%	30%		
15	Central facilities in the campus	50%	40%	10%	


REGISTRAR
SRINIVAS UNIVERSITY
MANGALORE

Chart Title





STUDENTS FEEDBACK

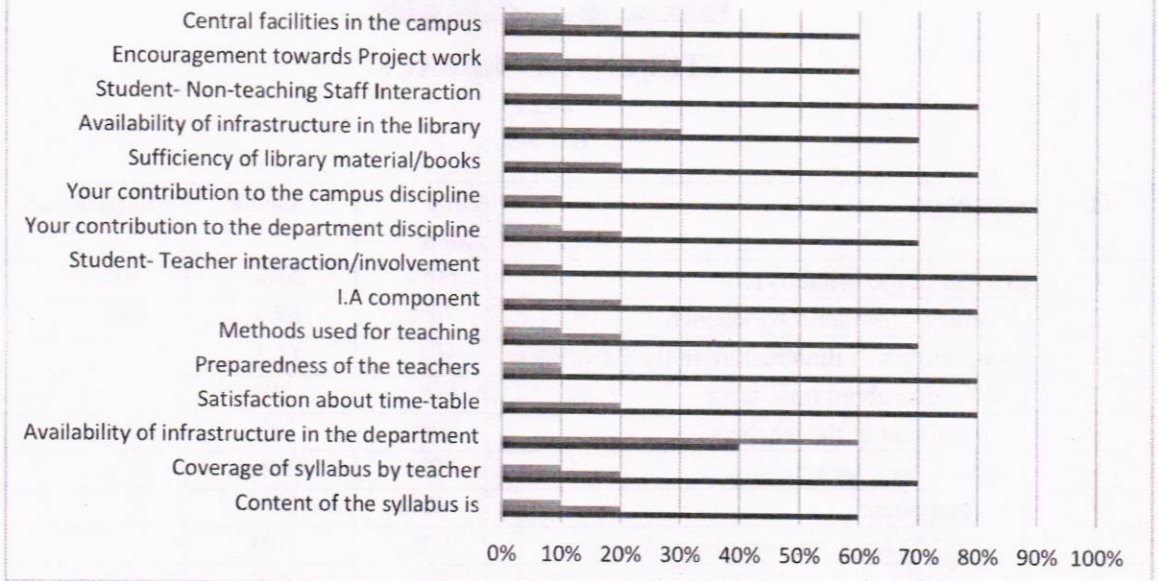
2021

BSc NS

Sl. No	Particulars	Very Good	Good	Satisfactory	Unsatisfactory
1	Content of the syllabus is	60%	20%	10%	
2	Coverage of syllabus by teacher	70%	20%	10%	
3	Availability of infrastructure in the department	40%	60%		
4	Satisfaction about time-table	80%	20%		
5	Preparedness of the teachers	80%	10%	10%	
6	Methods used for teaching	70%	20%	10%	
7	I.A component	80%	20%		
8	Student- Teacher interaction/involvement	90%	10%		
9	Your contribution to the department discipline	70%	20%	10%	
10	Your contribution to the campus discipline	90%	10%		
11	Sufficiency of library material/books	80%	20%		
12	Availability of infrastructure in the library	70%	30%		
13	Student- Non-teaching Staff Interaction	80%	20%		
14	Encouragement towards Project work	60%	30%	10%	
15	Central facilities in the campus	60%	20%	10%	10%


REGISTRAR
SRINIVAS UNIVERSITY
MANGALORE

Chart Title



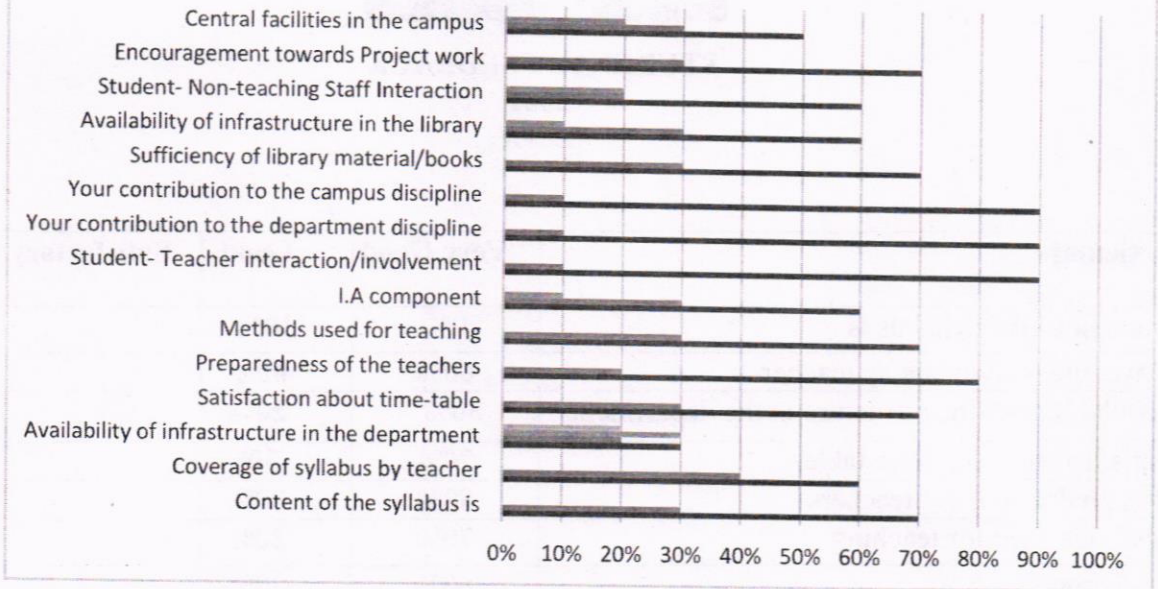


STUDENTS FEEDBACK
2021
BSc PA

Sl. No	Particulars	Very Good	Good	Satisfactory	Unsatisfactory
1	Content of the syllabus is	70%	30%		
2	Coverage of syllabus by teacher	60%	40%		
3	Availability of infrastructure in the department	30%	20%	30%	20%
4	Satisfaction about time-table	70%	30%		
5	Preparedness of the teachers	80%	20%		
6	Methods used for teaching	70%	30%		
7	I.A component	60%	30%	10%	
8	Student- Teacher interaction/involvement	90%	10%		
9	Your contribution to the department discipline	90%	10%		
10	Your contribution to the campus discipline	90%	10%		
11	Sufficiency of library material/books	70%	30%		
12	Availability of infrastructure in the library	60%	30%	10%	
13	Student- Non-teaching Staff Interaction	60%	20%	20%	
14	Encouragement towards Project work	70%	30%		
15	Central facilities in the campus	50%	30%	20%	


REGISTRAR
SRINIVAS UNIVERSITY
MANGALORE

Chart Title





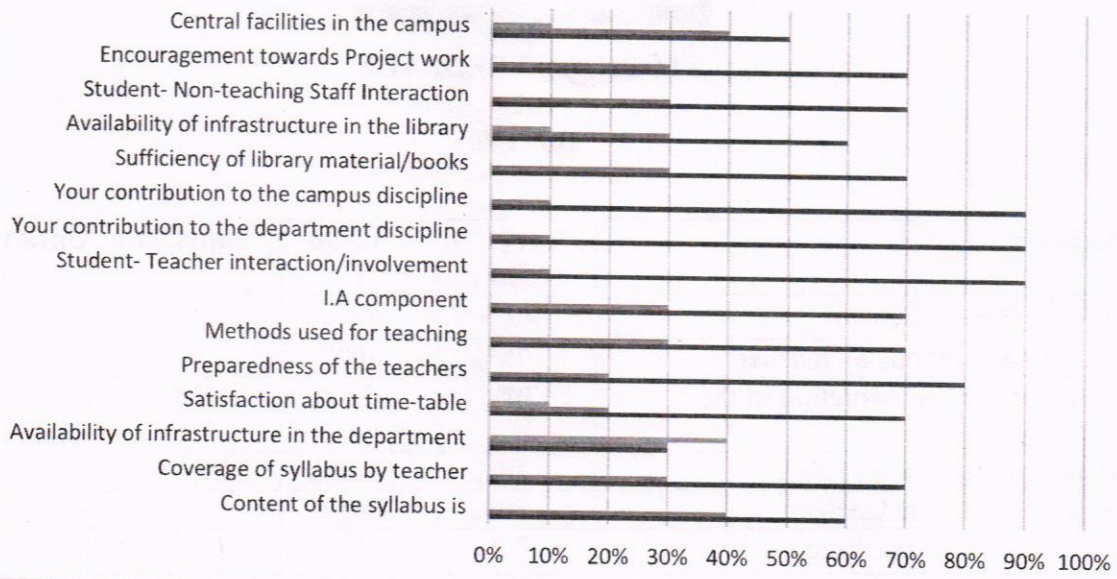
STUDENTS FEEDBACK
2020
BSc IV

Sl. No	Particulars	Very Good	Good	Satisfactory	Unsatisfactory
1	Content of the syllabus is	60%	40%		
2	Coverage of syllabus by teacher	70%	30%		
3	Availability of infrastructure in the department	30%	30%	40%	
4	Satisfaction about time-table	70%	20%	10%	
5	Preparedness of the teachers	80%	20%		
6	Methods used for teaching	70%	30%		
7	I.A component	70%	30%		
8	Student- Teacher interaction/involvement	90%	10%		
9	Your contribution to the department discipline	90%	10%		
10	Your contribution to the campus discipline	90%	10%		
11	Sufficiency of library material/books	70%	30%		
12	Availability of infrastructure in the library	60%	30%	10%	
13	Student- Non-teaching Staff Interaction	70%	30%		
14	Encouragement towards Project work	70%	30%		
15	Central facilities in the campus	50%	40%	10%	

A handwritten signature in purple ink, appearing to be 'Srinivas'.

REGISTRAR
SRINIVAS UNIVERSITY
MANGALORE

Chart Title





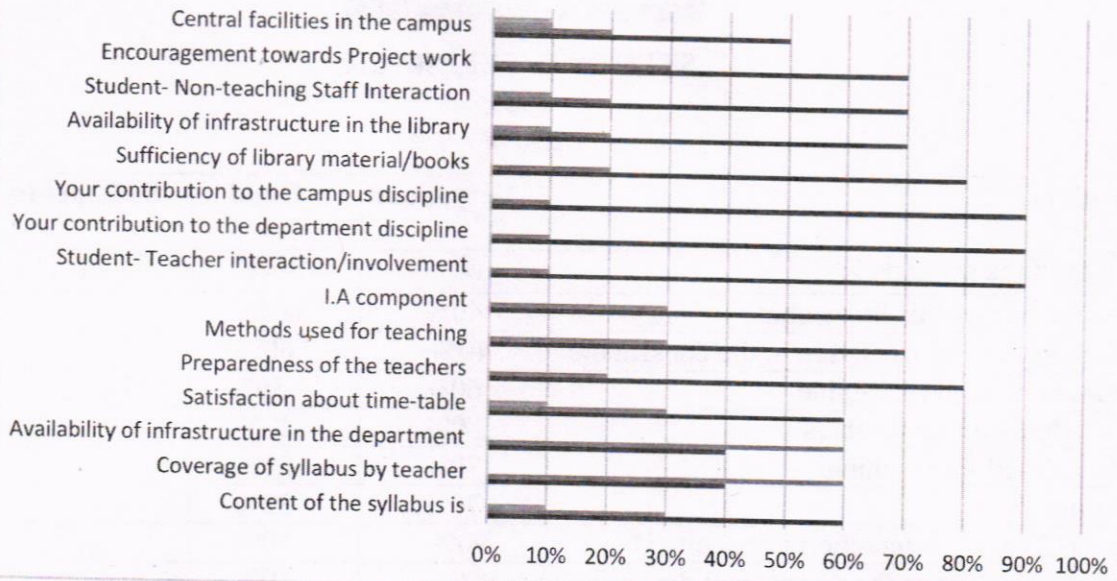
**STUDENTS FEEDBACK
2021
BSc IV**

Sl. No	Particulars	Very Good	Good	Satisfactory	Unsatisfactory
1	Content of the syllabus is	60%	30%	10%	
2	Coverage of syllabus by teacher	40%	60%		
3	Availability of infrastructure in the department	40%	60%		
4	Satisfaction about time-table	60%	30%	10%	
5	Preparedness of the teachers	80%	20%		
6	Methods used for teaching	70%	30%		
7	I.A component	70%	30%		
8	Student- Teacher interaction/involvement	90%	10%		
9	Your contribution to the department discipline	90%	10%		
10	Your contribution to the campus discipline	90%	10%		
11	Sufficiency of library material/books	80%	20%		
12	Availability of infrastructure in the library	70%	20%	10%	
13	Student- Non-teaching Staff Interaction	70%	20%	10%	
14	Encouragement towards Project work	70%	30%		
15	Central facilities in the campus	50%	20%	10%	10%

A handwritten signature in purple ink, appearing to be 'Allu' followed by a flourish.

REGISTRAR
SRINIVAS UNIVERSITY
MANGALORE

Chart Title



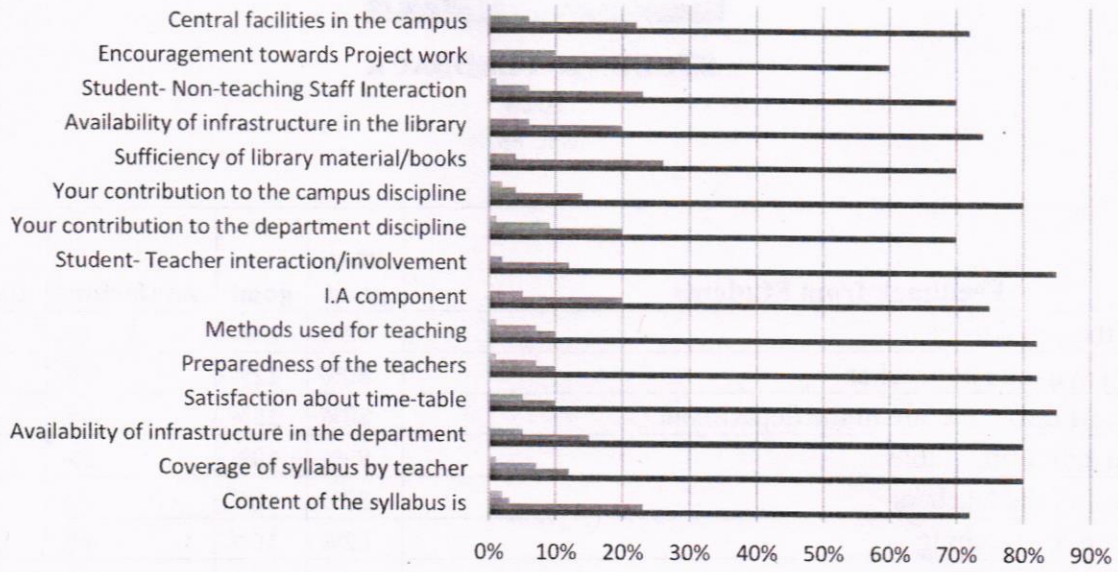


STUDENTS FEEDBACK
2020
MSC FS

Feedback from Students	very good	good	satisfactory	unsatisfactory
Content of the syllabus is	72%	23%	3%	2%
Coverage of syllabus by teacher	80%	12%	7%	1%
Availability of infrastructure in the department	80%	15%	5%	0%
Satisfaction about time-table	85%	10%	5%	0%
Preparedness of the teachers	82%	10%	7%	1%
Methods used for teaching	82%	10%	7%	1%
I.A component	75%	20%	5%	0%
Student- Teacher interaction/involvement	85%	12%	2%	0%
Your contribution to the department discipline	70%	20%	9%	1%
Your contribution to the campus discipline	80%	14%	4%	2%
Sufficiency of library material/books	70%	26%	4%	0%
Availability of infrastructure in the library	74%	20%	6%	0%
Student- Non-teaching Staff Interaction	70%	23%	6%	1%
Encouragement towards Project work	60%	30%	10%	0%
Central facilities in the campus	72%	22%	6%	0%


REGISTRAR
SRINIVAS UNIVERSITY
MANGALORE

Chart Title



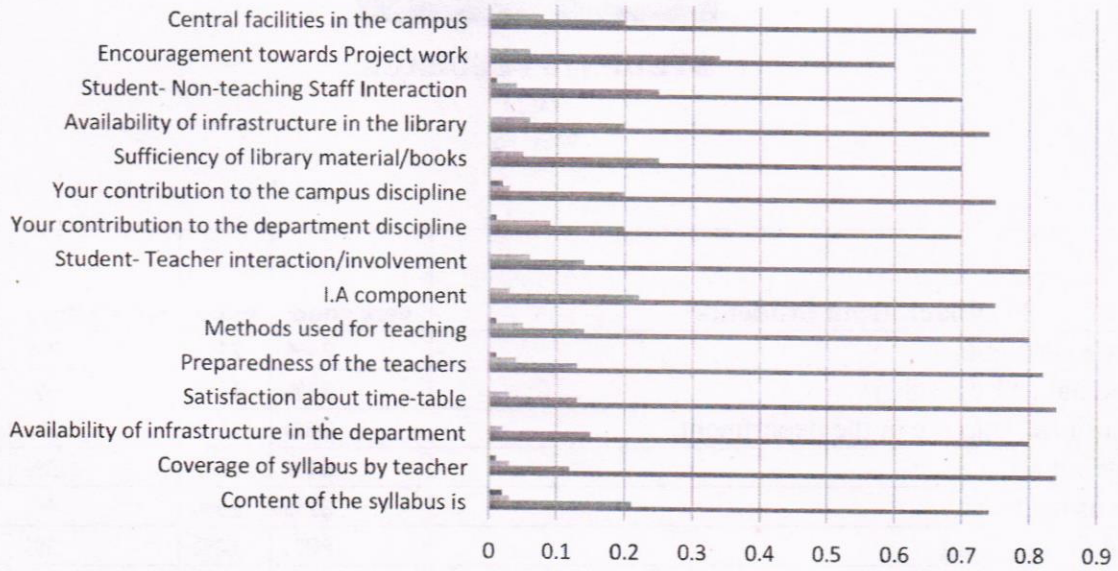


STUDENTS FEEDBACK
2021
MSC FS

Feedback from Students	very good	good	satisfactory	unsatisfactory
Content of the syllabus is	74%	21%	3%	2%
Coverage of syllabus by teacher	84%	12%	3%	1%
Availability of infrastructure in the department	80%	15%	2%	0%
Satisfaction about time-table	84%	13%	3%	0%
Preparedness of the teachers	82%	13%	4%	1%
Methods used for teaching	80%	14%	5%	1%
I.A component	75%	22%	3%	0%
Student- Teacher interaction/involvement	80%	14%	6%	0%
Your contribution to the department discipline	70%	20%	9%	1%
Your contribution to the campus discipline	75%	20%	3%	2%
Sufficiency of library material/books	70%	25%	5%	0%
Availability of infrastructure in the library	74%	20%	6%	0%
Student- Non-teaching Staff Interaction	70%	25%	4%	1%
Encouragement towards Project work	60%	34%	6%	0%
Central facilities in the campus	72%	20%	8%	0%


REGISTRAR
SRINIVAS UNIVERSITY
MANGALORE

Chart Title





STUDENTS FEEDBACK

2020

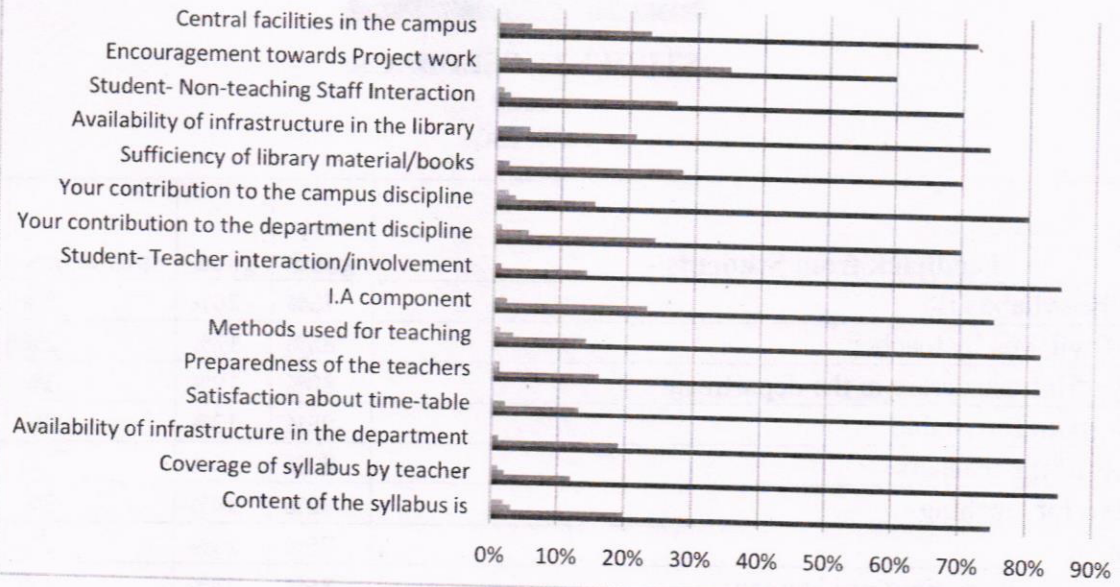
MSc FSC

Feedback from Students -	very good	good	satisfactory	unsatisfactory
Content of the syllabus is	75%	20%	3%	2%
Coverage of syllabus by teacher	85%	12%	2%	1%
Availability of infrastructure in the department	80%	19%	1%	0%
Satisfaction about time-table	85%	13%	2%	0%
Preparedness of the teachers	82%	16%	1%	1%
Methods used for teaching	82%	14%	3%	1%
I.A component	75%	23%	2%	0%
Student- Teacher interaction/involvement	85%	14%	1%	0%
Your contribution to the department discipline	70%	24%	5%	1%
Your contribution to the campus discipline	80%	15%	3%	2%
Sufficiency of library material/books	70%	28%	2%	0%
Availability of infrastructure in the library	74%	21%	5%	0%
Student- Non-teaching Staff Interaction	70%	27%	2%	1%
Encouragement towards Project work	60%	35%	5%	0%
Central facilities in the campus	72%	23%	5%	0%

A handwritten signature in purple ink, appearing to be 'Srinivas'.

REGISTRAR
SRINIVAS UNIVERSITY
MANGALORE

Chart Title





STUDENTS FEEDBACK


2021

MSc FSC

Feedback from Students	very good	good	satisfactory	unsatisfactory
Content of the syllabus is	74%	21%	3%	2%
Coverage of syllabus by teacher	84%	12%	3%	1%
Availability of infrastructure in the department	80%	15%	2%	0%
Satisfaction about time-table	84%	13%	3%	0%
Preparedness of the teachers	82%	13%	4%	1%
Methods used for teaching	80%	14%	5%	1%
I.A component	75%	22%	3%	0%
Student- Teacher interaction/involvement	80%	14%	6%	0%
Your contribution to the department discipline	70%	20%	9%	1%
Your contribution to the campus discipline	75%	20%	3%	2%
Sufficiency of library material/books	70%	25%	5%	0%
Availability of infrastructure in the library	74%	20%	6%	0%
Student- Non-teaching Staff Interaction	70%	25%	4%	1%
Encouragement towards Project work	60%	34%	6%	0%
Central facilities in the campus	72%	20%	8%	0%


REGISTRAR
SRINIVAS UNIVERSITY
MANGALORE

Chart Title



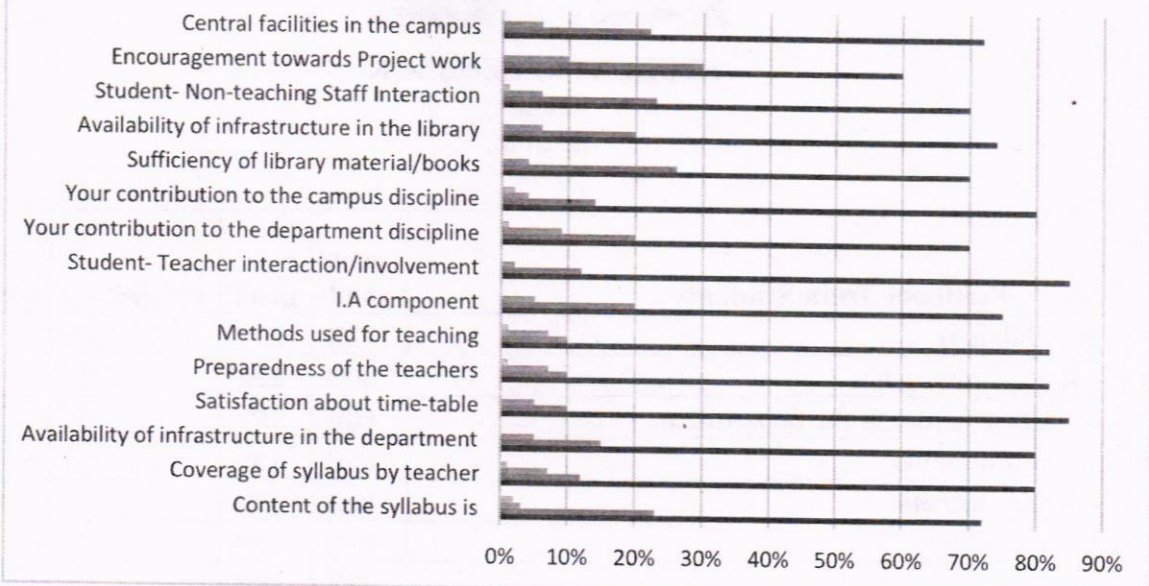


STUDENTS FEEDBACK
2020
MSc CS

Feedback from Students	very good	good	satisfactory	unsatisfactory
Content of the syllabus is	72%	23%	3%	2%
Coverage of syllabus by teacher	80%	12%	7%	1%
Availability of infrastructure in the department	80%	15%	5%	0%
Satisfaction about time-table	85%	10%	5%	0%
Preparedness of the teachers	82%	10%	7%	1%
Methods used for teaching	82%	10%	7%	1%
I.A component	75%	20%	5%	0%
Student- Teacher interaction/involvement	85%	12%	2%	0%
Your contribution to the department discipline	70%	20%	9%	1%
Your contribution to the campus discipline	80%	14%	4%	2%
Sufficiency of library material/books	70%	26%	4%	0%
Availability of infrastructure in the library	74%	20%	6%	0%
Student- Non-teaching Staff Interaction	70%	23%	6%	1%
Encouragement towards Project work	60%	30%	10%	0%
Central facilities in the campus	72%	22%	6%	0%


REGISTRAR
SRINIVAS UNIVERSITY
MANGALORE

Chart Title





STUDENTS FEEDBACK

2021

MSC CS

Feedback from Students	very good	good	satisfactory	unsatisfactory
Content of the syllabus is	74%	21%	3%	2%
Coverage of syllabus by teacher	84%	12%	3%	1%
Availability of infrastructure in the department	80%	15%	2%	0%
Satisfaction about time-table	84%	13%	3%	0%
Preparedness of the teachers	82%	13%	4%	1%
Methods used for teaching	80%	14%	5%	1%
I.A component	75%	22%	3%	0%
Student- Teacher interaction/involvement	80%	14%	6%	0%
Your contribution to the department discipline	70%	20%	9%	1%
Your contribution to the campus discipline	75%	20%	3%	2%
Sufficiency of library material/books	70%	25%	5%	0%
Availability of infrastructure in the library	74%	20%	6%	0%
Student- Non-teaching Staff Interaction	70%	25%	4%	1%
Encouragement towards Project work	60%	34%	6%	0%
Central facilities in the campus	72%	20%	8%	0%




REGISTRAR
SRINIVAS UNIVERSITY
MANGALORE

Chart Title



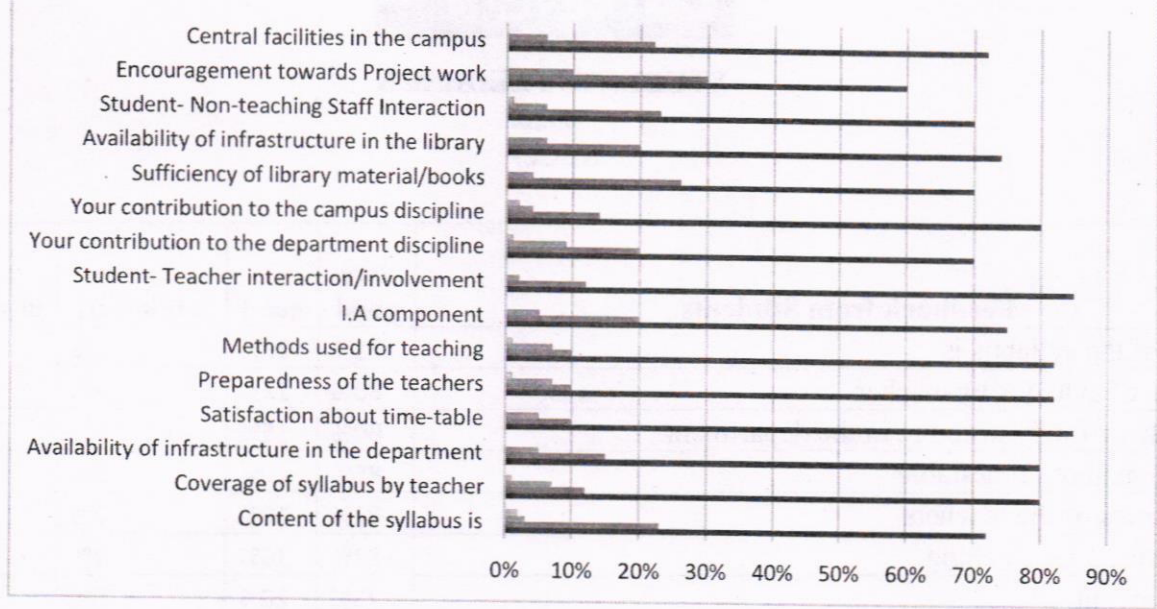


STUDENTS FEEDBACK
2020
MSC CP

Feedback from Students	very good	good	satisfactory	unsatisfactory
Content of the syllabus is	72%	23%	3%	2%
Coverage of syllabus by teacher	80%	12%	7%	1%
Availability of infrastructure in the department	80%	15%	5%	0%
Satisfaction about time-table	85%	10%	5%	0%
Preparedness of the teachers	82%	10%	7%	1%
Methods used for teaching	82%	10%	7%	1%
I.A component	75%	20%	5%	0%
Student- Teacher interaction/involvement	85%	12%	2%	0%
Your contribution to the department discipline	70%	20%	9%	1%
Your contribution to the campus discipline	80%	14%	4%	2%
Sufficiency of library material/books	70%	26%	4%	0%
Availability of infrastructure in the library	74%	20%	6%	0%
Student- Non-teaching Staff Interaction	70%	23%	6%	1%
Encouragement towards Project work	60%	30%	10%	0%
Central facilities in the campus	72%	22%	6%	0%


REGISTRAR
SRINIVAS UNIVERSITY
MANGALORE

Chart Title





STUDENTS FEEDBACK

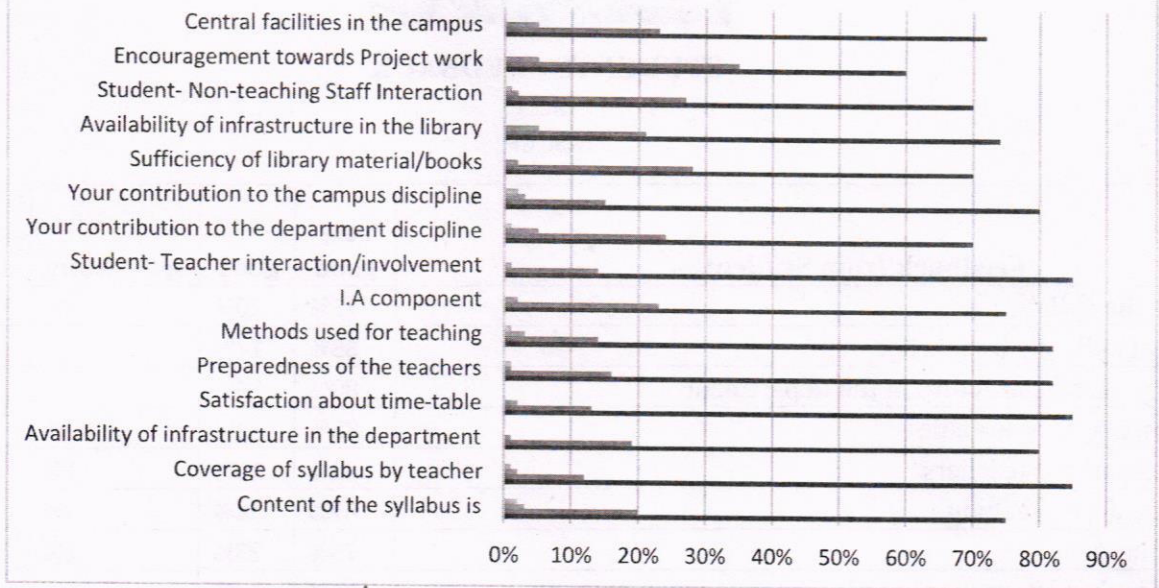
2021

MSc CP

Feedback from Students -	very good	good	satisfactory	unsatisfactory
Content of the syllabus is	75%	20%	3%	2%
Coverage of syllabus by teacher	85%	12%	2%	1%
Availability of infrastructure in the department	80%	19%	1%	0%
Satisfaction about time-table	85%	13%	2%	0%
Preparedness of the teachers	82%	16%	1%	1%
Methods used for teaching	82%	14%	3%	1%
I.A component	75%	23%	2%	0%
Student- Teacher interaction/involvement	85%	14%	1%	0%
Your contribution to the department discipline	70%	24%	5%	1%
Your contribution to the campus discipline	80%	15%	3%	2%
Sufficiency of library material/books	70%	28%	2%	0%
Availability of infrastructure in the library	74%	21%	5%	0%
Student- Non-teaching Staff Interaction	70%	27%	2%	1%
Encouragement towards Project work	60%	35%	5%	0%
Central facilities in the campus	72%	23%	5%	0%


REGISTRAR
SRINIVAS UNIVERSITY
MANGALURU

Chart Title





STUDENTS FEEDBACK


2017

BPT

Feedback from Students	very good	good	satisfactory	unsatisfactory
Content of the syllabus is	74%	21%	3%	2%
Coverage of syllabus by teacher	84%	12%	3%	1%
Availability of infrastructure in the department	80%	15%	2%	0%
Satisfaction about time-table	84%	13%	3%	0%
Preparedness of the teachers	82%	13%	4%	1%
Methods used for teaching	80%	14%	5%	1%
I.A component	75%	22%	3%	0%
Student- Teacher interaction/involvement	80%	14%	6%	0%
Your contribution to the department discipline	70%	20%	9%	1%
Your contribution to the campus discipline	75%	20%	3%	2%
Sufficiency of library material/books	70%	25%	5%	0%
Availability of infrastructure in the library	74%	20%	6%	0%
Student- Non-teaching Staff Interaction	70%	25%	4%	1%
Encouragement towards Project work	60%	34%	6%	0%
Central facilities in the campus	72%	20%	8%	0%


REGISTRAR
SRINIVAS UNIVERSITY
MANGALORE

Chart Title





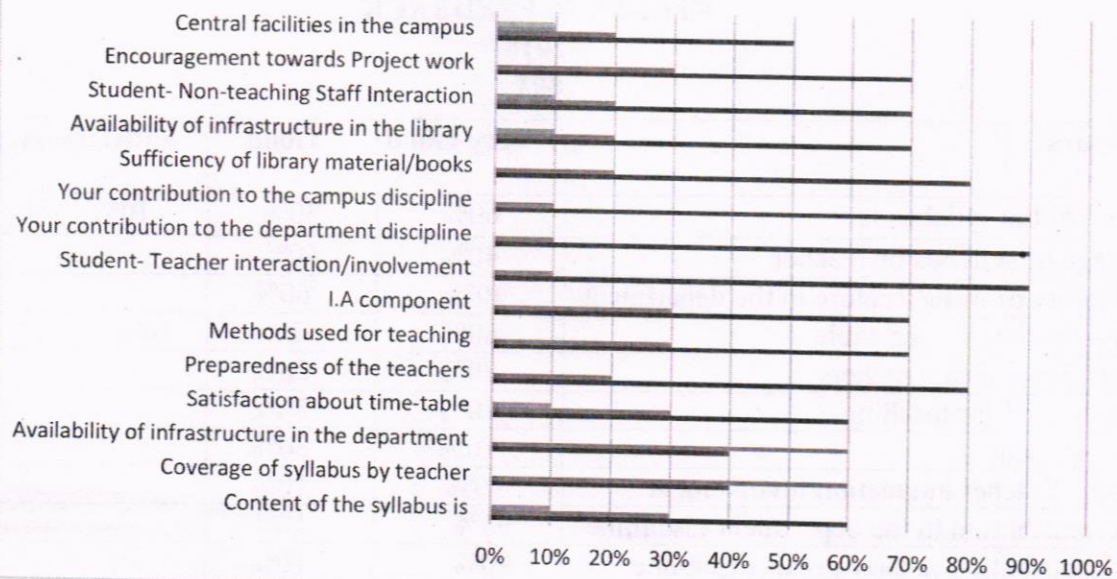
**STUDENTS FEEDBACK
2018
BPT**

Sl. No	Particulars	Very Good	Good	Satisfactory	Unsatisfactory
1	Content of the syllabus is	60%	30%	10%	
2	Coverage of syllabus by teacher	40%	60%		
3	Availability of infrastructure in the department	40%	60%		
4	Satisfaction about time-table	60%	30%	10%	
5	Preparedness of the teachers	80%	20%		
6	Methods used for teaching	70%	30%		
7	I.A component	70%	30%		
8	Student- Teacher interaction/involvement	90%	10%		
9	Your contribution to the department discipline	90%	10%		
10	Your contribution to the campus discipline	90%	10%		
11	Sufficiency of library material/books	80%	20%		
12	Availability of infrastructure in the library	70%	20%	10%	
13	Student- Non-teaching Staff Interaction	70%	20%	10%	
14	Encouragement towards Project work	70%	30%		
15	Central facilities in the campus	50%	20%	10%	10%

A handwritten signature in purple ink, appearing to be 'Srinivas'.

REGISTRAR
SRINIVAS UNIVERSITY
MANGALORE

Chart Title



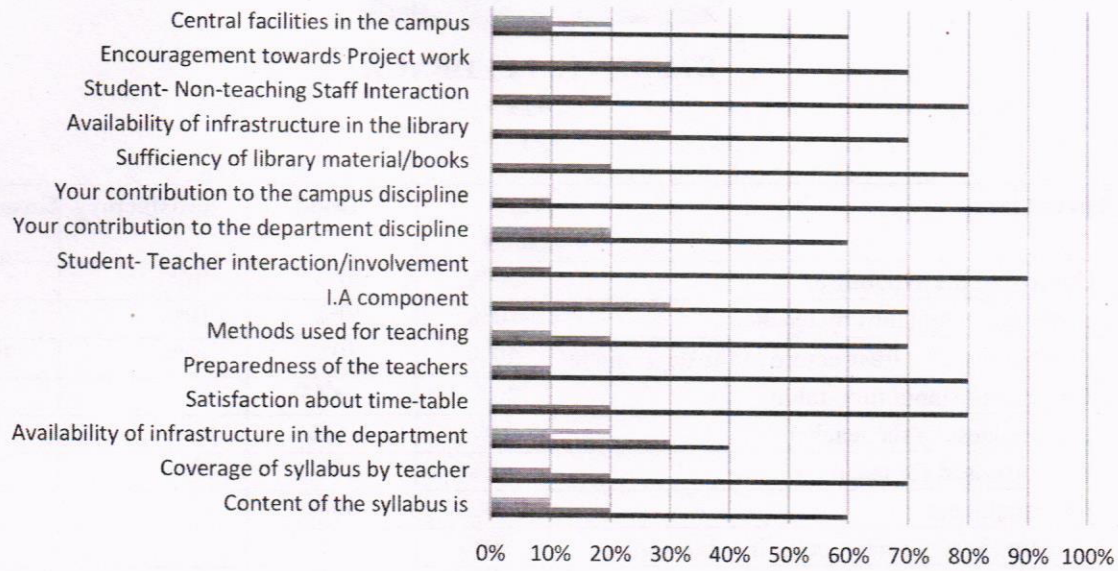


**STUDENTS FEEDBACK
2019
BPT**

Sl. No	Particulars	Very Good	Good	Satisfactory	Unsatisfactory
1	Content of the syllabus is	60%	20%	10%	10%
2	Coverage of syllabus by teacher	70%	20%	10%	
3	Availability of infrastructure in the department	40%	30%	10%	20%
4	Satisfaction about time-table	80%	20%		
5	Preparedness of the teachers	80%	10%	10%	
6	Methods used for teaching	70%	20%	10%	
7	I.A component	70%	30%		
8	Student- Teacher interaction/involvement	90%	10%		
9	Your contribution to the department discipline	60%	20%	20%	
10	Your contribution to the campus discipline	90%	10%		
11	Sufficiency of library material/books	80%	20%		
12	Availability of infrastructure in the library	70%	30%		
13	Student- Non-teaching Staff Interaction	80%	20%		
14	Encouragement towards Project work	70%	30%		
15	Central facilities in the campus	60%	10%	20%	10%


REGISTRAR
SRINIVAS UNIVERSITY
MANGALORE

Chart Title





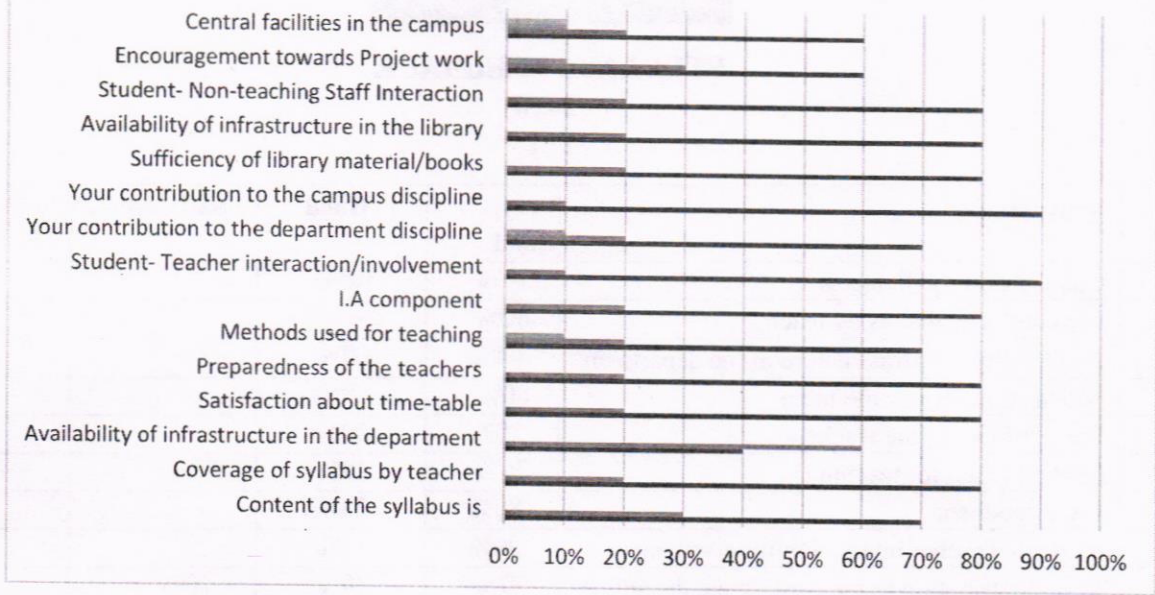
STUDENTS FEEDBACK
2020
BPT

Sl. No	Particulars	Very Good	Good	Satisfactory	Unsatisfactory
1	Content of the syllabus is	70%	30%		
2	Coverage of syllabus by teacher	80%	20%		
3	Availability of infrastructure in the department	40%	60%		
4	Satisfaction about time-table	80%	20%		
5	Preparedness of the teachers	80%	20%		
6	Methods used for teaching	70%	20%	10%	
7	I.A component	80%	20%		
8	Student- Teacher interaction/involvement	90%	10%		
9	Your contribution to the department discipline	70%	20%	10%	
10	Your contribution to the campus discipline	90%	10%		
11	Sufficiency of library material/books	80%	20%		
12	Availability of infrastructure in the library	80%	20%		
13	Student- Non-teaching Staff Interaction	80%	20%		
14	Encouragement towards Project work	60%	30%	10%	
15	Central facilities in the campus	60%	20%	10%	10%

A handwritten signature in purple ink, appearing to be 'S. Allu V.', written over a horizontal line.

REGISTRAR
SRINIVAS UNIVERSITY
MANGALORE

Chart Title





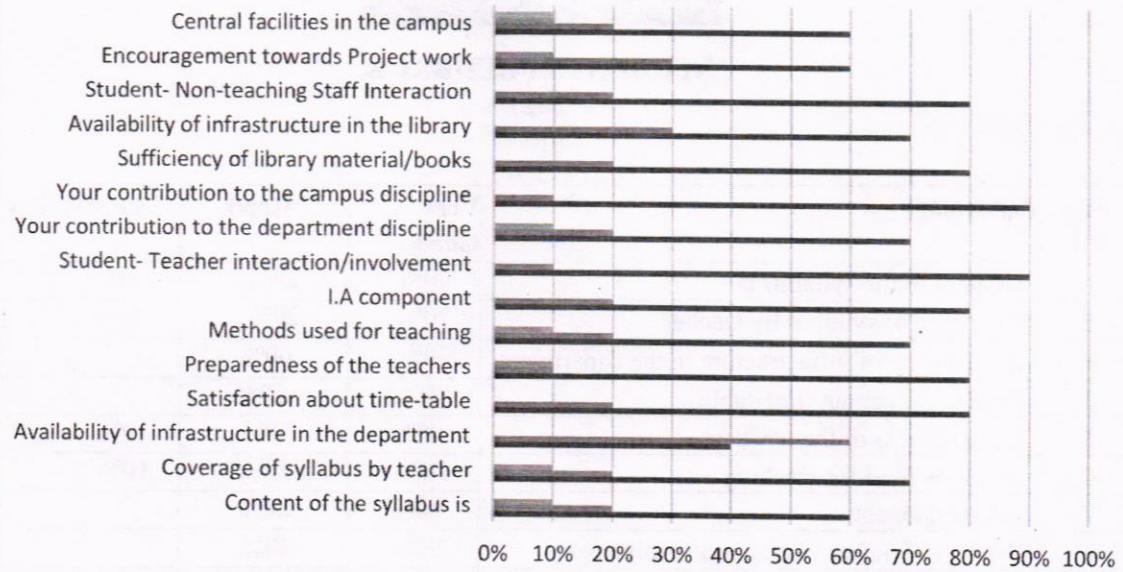
STUDENTS FEEDBACK
2021
BPT

Sl. No	Particulars	Very Good	Good	Satisfactory	Unsatisfactory
1	Content of the syllabus is	60%	20%	10%	
2	Coverage of syllabus by teacher	70%	20%	10%	
3	Availability of infrastructure in the department	40%	60%		
4	Satisfaction about time-table	80%	20%		
5	Preparedness of the teachers	80%	10%	10%	
6	Methods used for teaching	70%	20%	10%	
7	I.A component	80%	20%		
8	Student- Teacher interaction/involvement	90%	10%		
9	Your contribution to the department discipline	70%	20%	10%	
10	Your contribution to the campus discipline	90%	10%		
11	Sufficiency of library material/books	80%	20%		
12	Availability of infrastructure in the library	70%	30%		
13	Student- Non-teaching Staff Interaction	80%	20%		
14	Encouragement towards Project work	60%	30%	10%	
15	Central facilities in the campus	60%	20%	10%	10%

A handwritten signature in purple ink, appearing to be 'A. Srinivas', written over a horizontal line.

REGISTRAR
SRINIVAS UNIVERSITY
MANGALORE

Chart Title



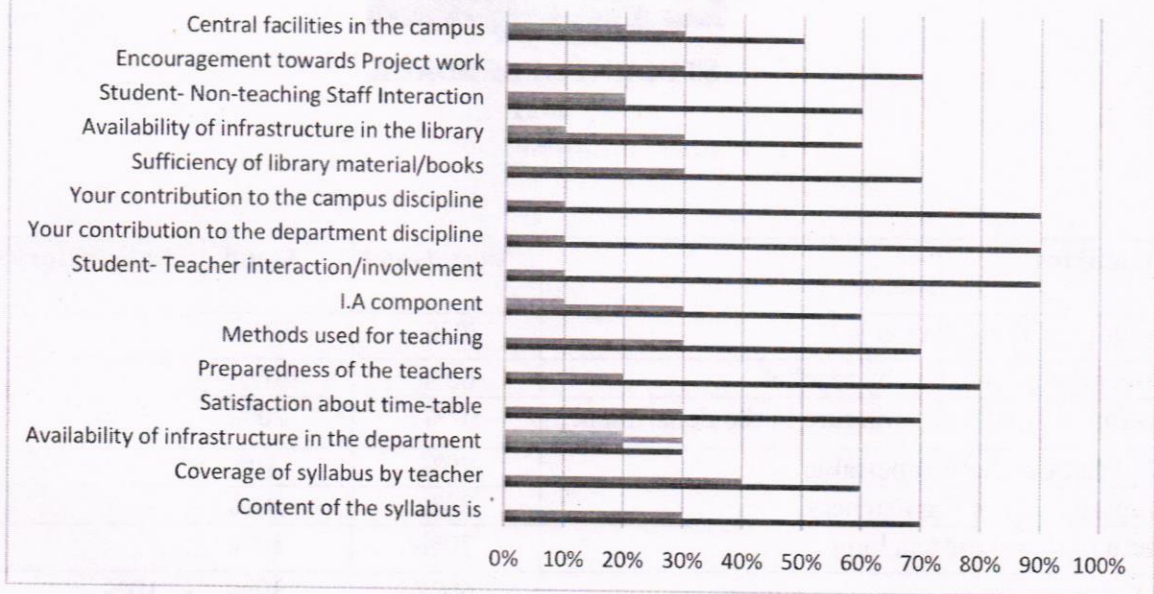


STUDENTS FEEDBACK
2021
MPT

Sl. No	Particulars	Very Good	Good	Satisfactory	Unsatisfactory
1	Content of the syllabus is	70%	30%		
2	Coverage of syllabus by teacher	60%	40%		
3	Availability of infrastructure in the department	30%	20%	30%	20%
4	Satisfaction about time-table	70%	30%		
5	Preparedness of the teachers	80%	20%		
6	Methods used for teaching	70%	30%		
7	I.A component	60%	30%	10%	
8	Student- Teacher interaction/involvement	90%	10%		
9	Your contribution to the department discipline	90%	10%		
10	Your contribution to the campus discipline	90%	10%		
11	Sufficiency of library material/books	70%	30%		
12	Availability of infrastructure in the library	60%	30%	10%	
13	Student- Non-teaching Staff Interaction	60%	20%	20%	
14	Encouragement towards Project work	70%	30%		
15	Central facilities in the campus	50%	30%	20%	


REGISTRAR
SRINIVAS UNIVERSITY
MANGALORE

Chart Title



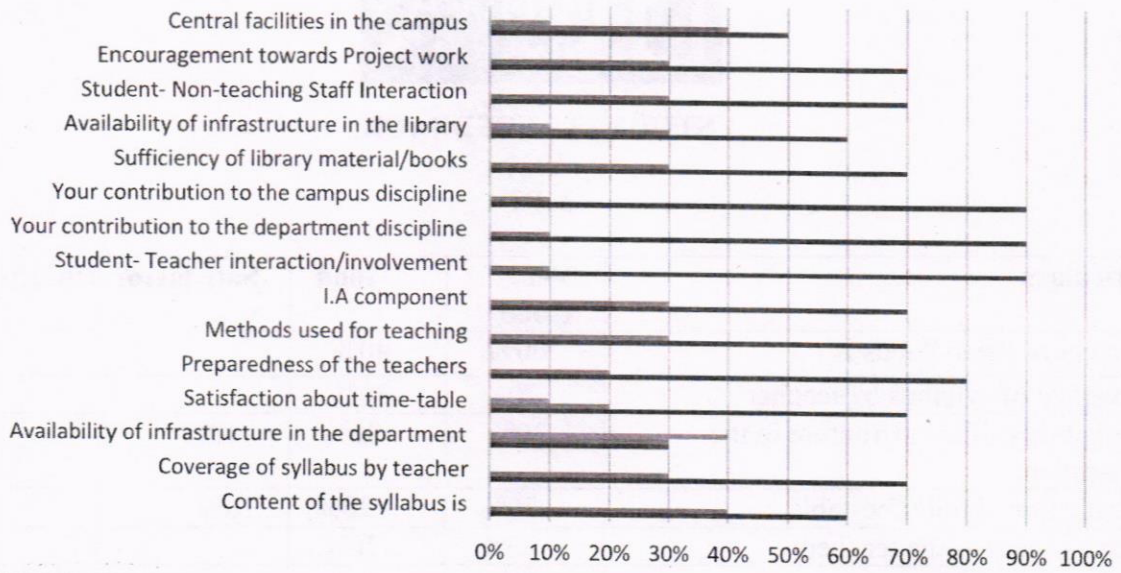


**STUDENTS FEEDBACK
2020
MPT**

Sl. No	Particulars	Very Good	Good	Satisfactory	Unsatisfactory
1	Content of the syllabus is	60%	40%		
2	Coverage of syllabus by teacher	70%	30%		
3	Availability of infrastructure in the department	30%	30%	40%	
4	Satisfaction about time-table	70%	20%	10%	
5	Preparedness of the teachers	80%	20%		
6	Methods used for teaching	70%	30%		
7	I.A component	70%	30%		
8	Student- Teacher interaction/involvement	90%	10%		
9	Your contribution to the department discipline	90%	10%		
10	Your contribution to the campus discipline	90%	10%		
11	Sufficiency of library material/books	70%	30%		
12	Availability of infrastructure in the library	60%	30%	10%	
13	Student- Non-teaching Staff Interaction	70%	30%		
14	Encouragement towards Project work	70%	30%		
15	Central facilities in the campus	50%	40%	10%	


REGISTRAR
SRINIVAS UNIVERSITY
MANGALORE

Chart Title





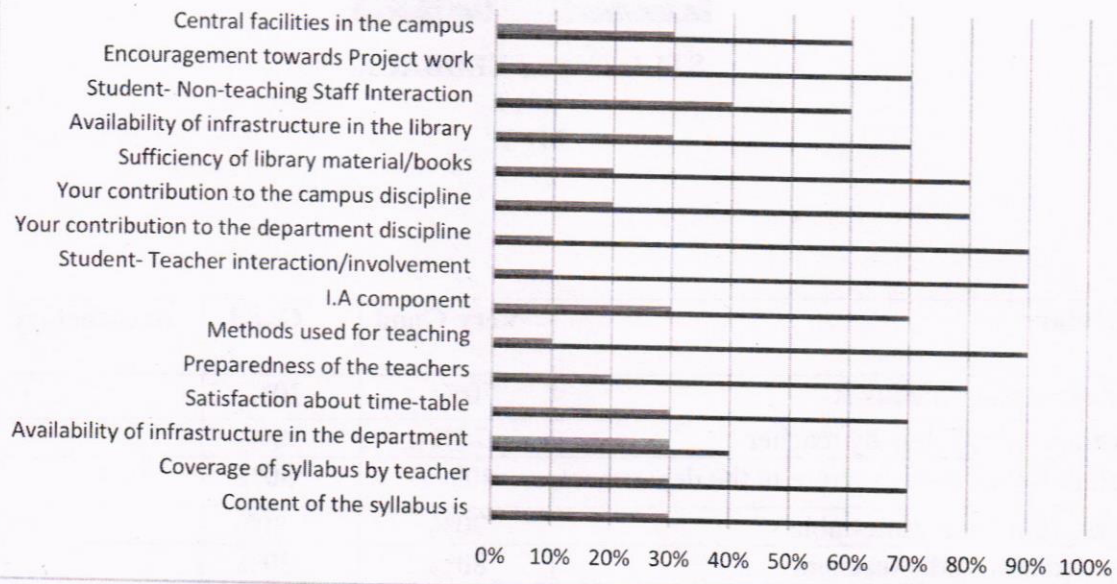
**STUDENTS FEEDBACK
2019
MPT**

Sl. No	Particulars	Very Good	Good	Satisfactory	Unsatisfactory
1	Content of the syllabus is	70%	30%		
2	Coverage of syllabus by teacher	70%	30%		
3	Availability of infrastructure in the department	40%	30%	30%	
4	Satisfaction about time-table	70%	30%		
5	Preparedness of the teachers	80%	20%		
6	Methods used for teaching	90%	10%		
7	I.A component	70%	30%		
8	Student- Teacher interaction/involvement	90%	10%		
9	Your contribution to the department discipline	90%	10%		
10	Your contribution to the campus discipline	80%	20%		
11	Sufficiency of library material/books	80%	20%		
12	Availability of infrastructure in the library	70%	30%		
13	Student- Non-teaching Staff Interaction	60%	40%		
14	Encouragement towards Project work	70%	30%		
15	Central facilities in the campus	60%	30%	10%	

A handwritten signature in purple ink, appearing to read 'Allu V'.

**REGISTRAR
SRINIVAS UNIVERSITY
MANGALORE**

Chart Title



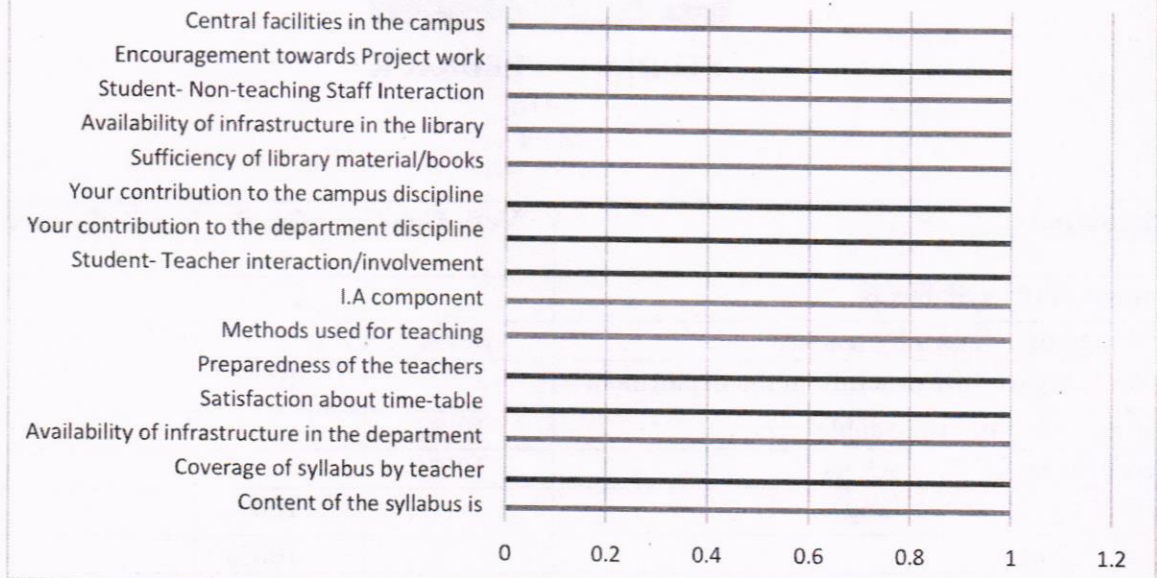


**STUDENTS FEEDBACK
2018
MPT**

Sl. No	Particulars	Very Good	Good	Satisfactory	Unsatisfactory
1	Content of the syllabus is		100%		
2	Coverage of syllabus by teacher	100%			
3	Availability of infrastructure in the department		100%		
4	Satisfaction about time-table	100%			
5	Preparedness of the teachers	100%			
6	Methods used for teaching		100%		
7	I.A component		100%		
8	Student- Teacher interaction/involvement	100%			
9	Your contribution to the department discipline	100%			
10	Your contribution to the campus discipline	100%			
11	Sufficiency of library material/books		100%		
12	Availability of infrastructure in the library		100%		
13	Student- Non-teaching Staff Interaction		100%		
14	Encouragement towards Project work	100%			
15	Central facilities in the campus		100%		

REGISTRAR
SRINIVAS UNIV.
MANGALURU

Chart Title





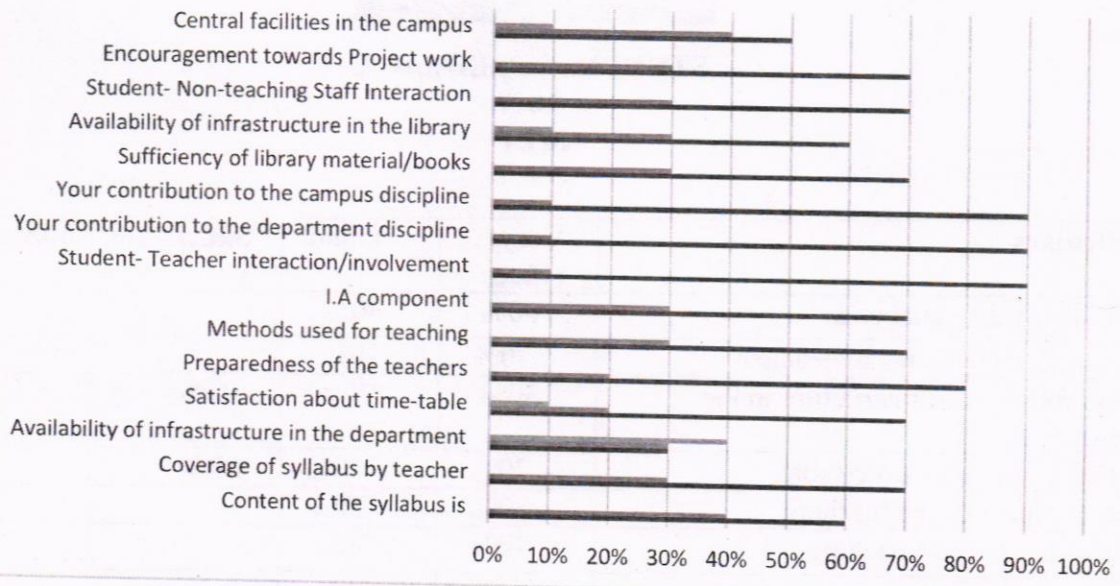
**STUDENTS FEEDBACK
2017
MPT**

Sl. No	Particulars	Very Good	Good	Satisfactory	Unsatisfactory
1	Content of the syllabus is	60%	40%		
2	Coverage of syllabus by teacher	70%	30%		
3	Availability of infrastructure in the department	30%	30%	40%	
4	Satisfaction about time-table	70%	20%	10%	
5	Preparedness of the teachers	80%	20%		
6	Methods used for teaching	70%	30%		
7	I.A component	70%	30%		
8	Student- Teacher interaction/involvement	90%	10%		
9	Your contribution to the department discipline	90%	10%		
10	Your contribution to the campus discipline	90%	10%		
11	Sufficiency of library material/books	70%	30%		
12	Availability of infrastructure in the library	60%	30%	10%	
13	Student- Non-teaching Staff Interaction	70%	30%		
14	Encouragement towards Project work	70%	30%		
15	Central facilities in the campus	50%	40%	10%	

A handwritten signature in purple ink, appearing to be 'S. Allu', written over a horizontal line.

REGISTRAR
SRINIVAS UNIVERSITY
MANGALORE

Chart Title



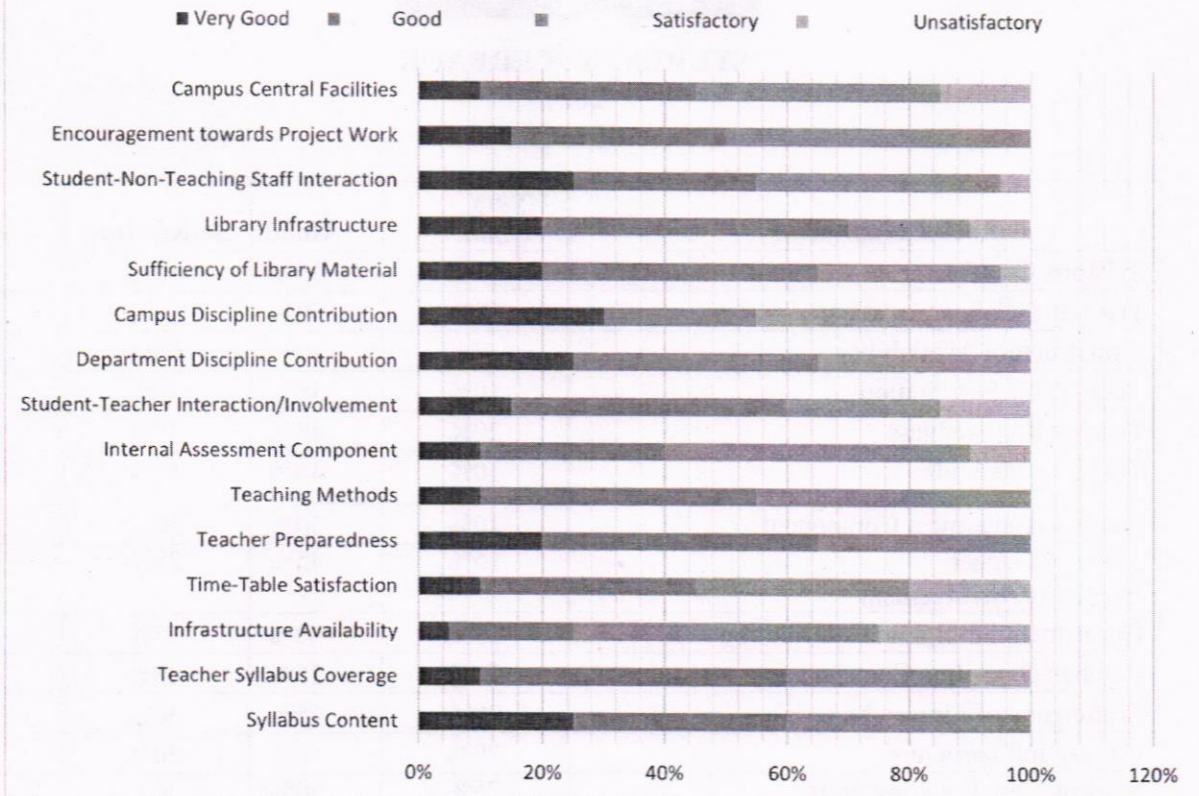


**STUDENTS FEEDBACK
2021
BHMCT**

Feedback Components	Very Good	Good	Satisfactory	Unsatisfactory
Syllabus Content	25%	35%	40%	0 %
Teacher Syllabus Coverage	10%	50%	30%	10%
Infrastructure Availability	5%	20%	50%	25%
Time-Table Satisfaction	10%	35%	35%	20%
Teacher Preparedness	20%	45%	35%	0%
Teaching Methods	10%	45%	45%	0%
Internal Assessment Component	10%	30%	50%	10%
Student-Teacher Interaction/Involvement	15%	45%	25%	15%
Department Discipline Contribution	25%	40%	35%	0 %
Campus Discipline Contribution	30%	25%	45%	0 %
Sufficiency of Library Material	20%	45%	30%	5%
Library Infrastructure	20%	50%	20%	10%
Student-Non-Teaching Staff Interaction	25%	30%	40%	5%
Encouragement towards Project Work	15%	35%	50%	0 %
Campus Central Facilities	10%	35%	40%	15%

REGISTRAR
SRINIVAS UNIVERSITY
MANGALURU

STUDENTS FEEDBACK FORM



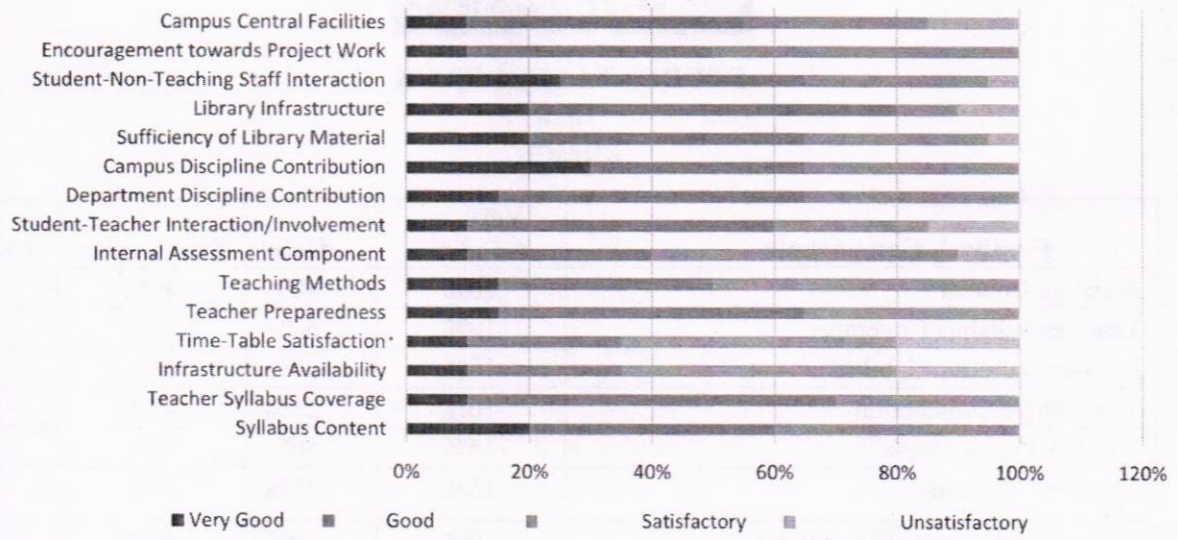


**STUDENTS FEEDBACK
2020
BHMCT**

Feedback Components	Very Good	Good	Satisfactory	Unsatisfactory
Syllabus Content	20%	40%	40%	0 %
Teacher Syllabus Coverage	10%	60%	30%	0%
Infrastructure Availability	10%	25%	45%	20%
Time-Table Satisfaction	10%	25%	45%	20%
Teacher Preparedness	15%	50%	35%	0%
Teaching Methods	15%	35%	50%	0%
Internal Assessment Component	10%	30%	50%	10%
Student-Teacher Interaction/Involvement	10%	50%	25%	15%
Department Discipline Contribution	15%	50%	35%	0 %
Campus Discipline Contribution	30%	35%	35%	0 %
Sufficiency of Library Material	20%	45%	30%	5%
Library Infrastructure	20%	60%	10%	10%
Student-Non-Teaching Staff Interaction	25%	40%	30%	5%
Encouragement towards Project Work	10%	40%	50%	0 %
Campus Central Facilities	10%	45%	30%	15%


REGISTRAR
SRINIVAS UN
MANGAL

Student Feedback BHMCT 2020



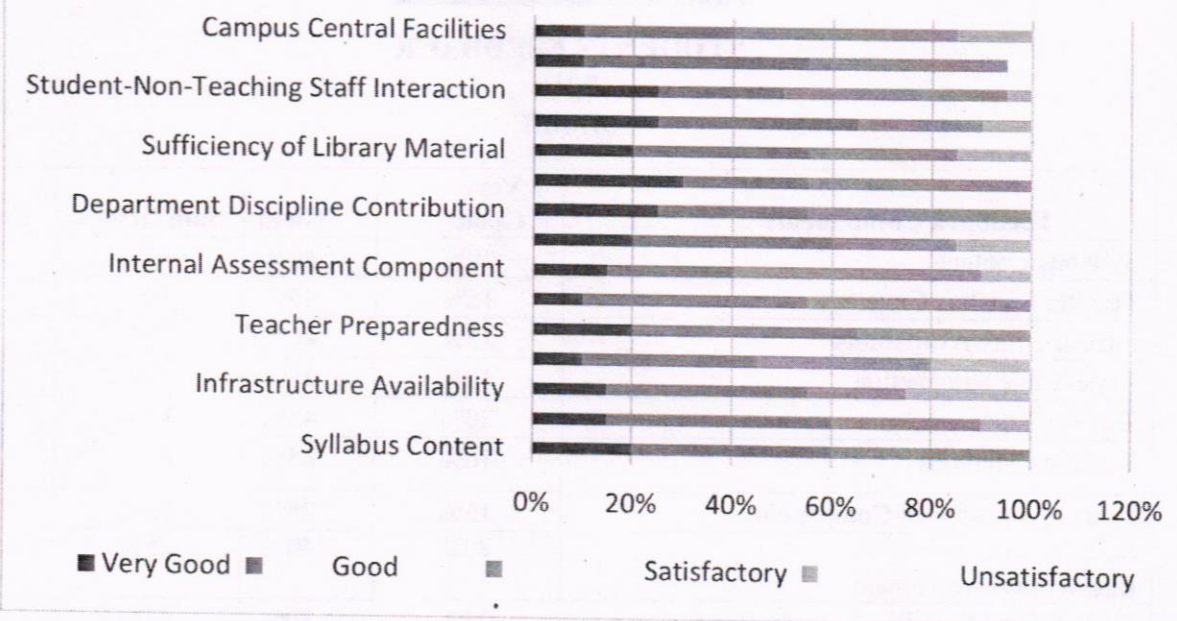


**STUDENTS FEEDBACK
2019
BHMCT**

Feedback Components	Very Good	Good	Satisfactory	Unsatisfactory
Syllabus Content	20%	40%	40%	0 %
Teacher Syllabus Coverage	15%	45%	30%	10%
Infrastructure Availability	15%	40%	20%	25%
Time-Table Satisfaction	10%	35%	35%	20%
Teacher Preparedness	20%	45%	35%	0%
Teaching Methods	10%	45%	45%	0%
Internal Assessment Component	15%	25%	50%	10%
Student-Teacher Interaction/Involvement	20%	40%	25%	15%
Department Discipline Contribution	25%	30%	45%	0 %
Campus Discipline Contribution	30%	25%	45%	0 %
Sufficiency of Library Material	20%	35%	30%	15%
Library Infrastructure	25%	40%	25%	10%
Student-Non-Teaching Staff Interaction	25%	25%	45%	5%
Encouragement towards Project Work	10%	45%	40%	0 %
Campus Central Facilities	10%	30%	45%	15%


**REGISTRAR
SRINIVAS UNIVERSITY
MANGALORE**

Chart Title



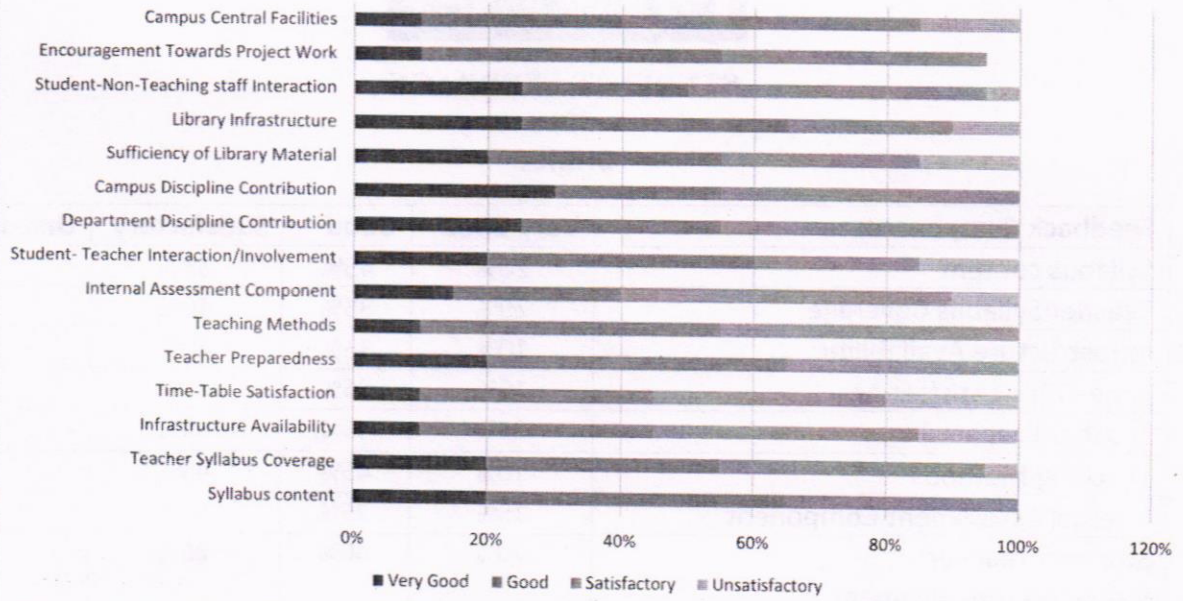


**STUDENTS FEEDBACK
2018
BHMCT**

Feedback Components	Very Good	Good	Satisfactory	Unsatisfactory
Syllabus content	20%	45%	35%	0%
Teacher Syllabus Coverage	20%	35%	40%	5%
Infrastructure Availability	10%	35%	40%	15%
Time-Table Satisfaction	10%	35%	35%	20%
Teacher Preparedness	20%	45%	35%	0%
Teaching Methods	10%	45%	45%	0%
Internal Assessment Component	15%	25%	50%	10%
Student- Teacher Interaction/Involvement	20%	40%	25%	15%
Department Discipline Contribution	25%	30%	45%	0%
Campus Discipline Contribution	30%	25%	45%	0%
Sufficiency of Library Material	20%	35%	30%	15%
Library Infrastructure	25%	40%	25%	10%
Student-Non-Teaching staff Interaction	25%	25%	45%	5%
Encouragement Towards Project Work	10%	45%	40%	0%
Campus Central Facilities	10%	30%	45%	15%

**REGISTRAR
SRINIVAS UNIVERSITY
MANGALORE**

STUDENT FEEDBACK



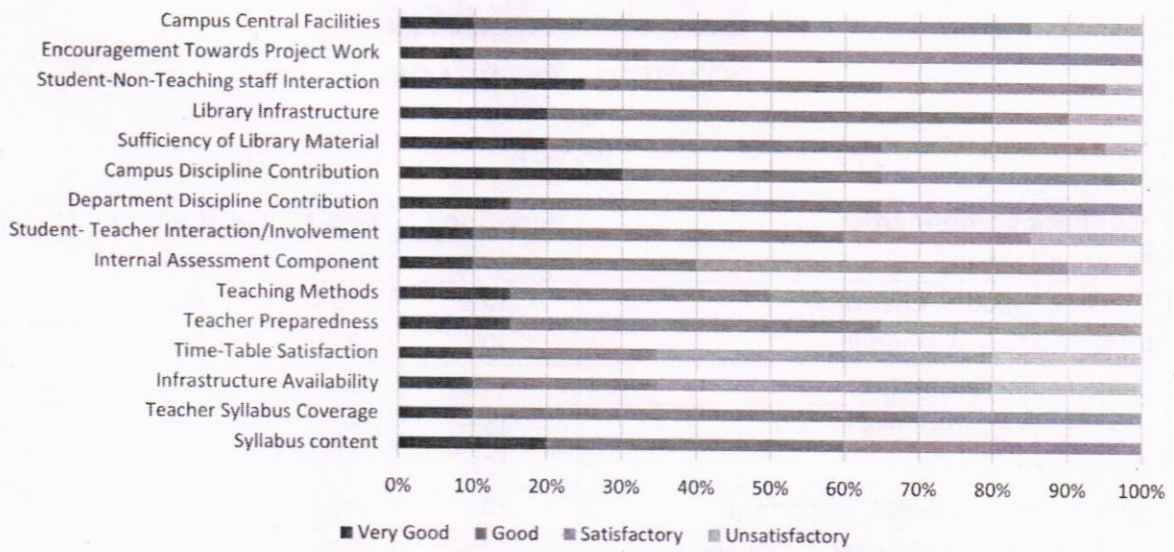


STUDENTS FEEDBACK
2017
BHMCT

Feedback Components	Very Good	Good	Satisfactory	Unsatisfactory
Syllabus content	20%	40%	40%	0 %
Teacher Syllabus Coverage	10%	60%	30%	0%
Infrastructure Availability	10%	25%	45%	20%
Time-Table Satisfaction	10%	25%	45%	20%
Teacher Preparedness	15%	50%	35%	0%
Teaching Methods	15%	35%	50%	0%
Internal Assessment Component	10%	30%	50%	10%
Student- Teacher Interaction/Involvement	10%	50%	25%	15%
Department Discipline Contribution	15%	50%	35%	0 %
Campus Discipline Contribution	30%	35%	35%	0 %
Sufficiency of Library Material	20%	45%	30%	5%
Library Infrastructure	20%	60%	10%	10%
Student-Non-Teaching staff Interaction	25%	40%	30%	5%
Encouragement Towards Project Work	10%	40%	50%	0 %
Campus Central Facilities	10%	45%	30%	15%


REGISTRAR
SRINIVAS UNIVERSITY
MANGALORE

STUDENTS FEEDBACK



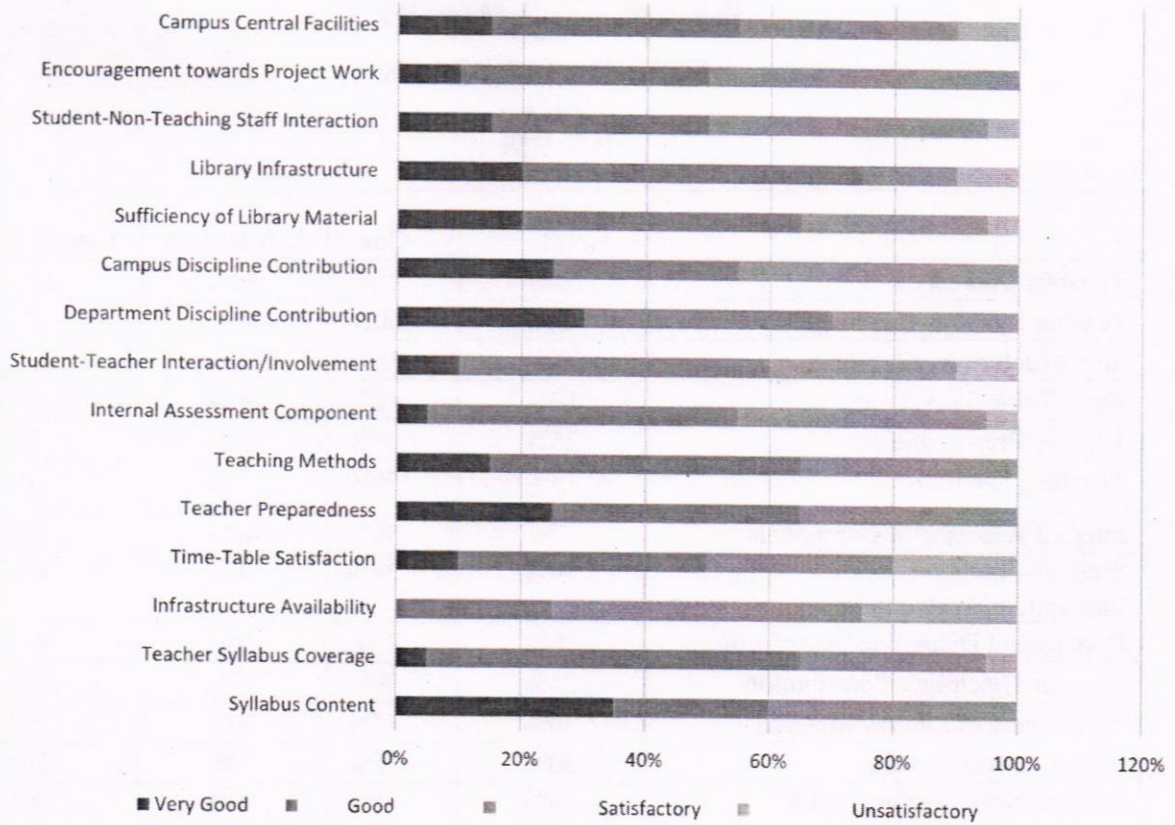


STUDENTS FEEDBACK
2021
B.Sc HM

	Very Good	Good	Satisfactory	Unsatisfactory
Syllabus Content	35%	25%	40%	0%
Teacher Syllabus Coverage	5%	60%	30%	5%
Infrastructure Availability	0%	25%	50%	25%
Time-Table Satisfaction	10%	40%	30%	20%
Teacher Preparedness	25%	40%	35%	0%
Teaching Methods	15%	50%	35%	0%
Internal Assessment Component	5%	50%	40%	5%
Student-Teacher Interaction/Involvement	10%	50%	30%	10%
Department Discipline Contribution	30%	40%	30%	0%
Campus Discipline Contribution	25%	30%	45%	0%
Sufficiency of Library Material	20%	45%	30%	5%
Library Infrastructure	20%	55%	15%	10%
Student-Non-Teaching Staff Interaction	15%	35%	45%	5%
Encouragement towards Project Work	10%	40%	50%	0%
Campus Central Facilities	15%	40%	35%	10%


REGISTRAR
SRINIVAS UNIVERSITY
MANGALORE

Student Feedback B.SC-HM 2021



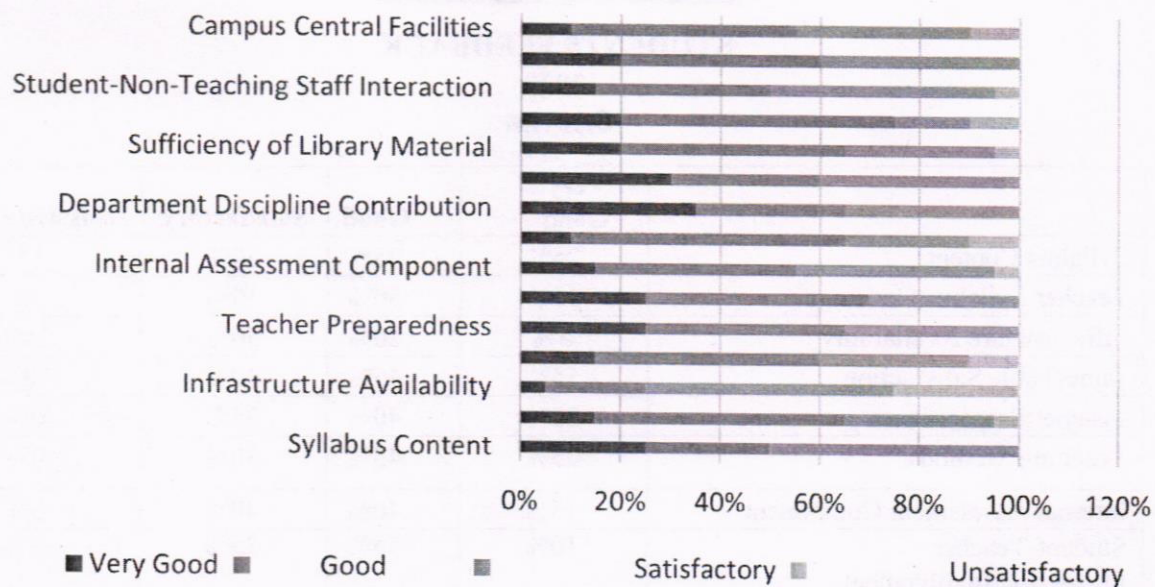


STUDENTS FEEDBACK
2020
B.Sc HM

	Very Good	Good	Satisfactory	Unsatisfactory
Syllabus Content	25%	25%	50%	0 %
Teacher Syllabus Coverage	15%	50%	30%	5%
Infrastructure Availability	5%	20%	50%	25%
Time-Table Satisfaction	15%	45%	30%	10%
Teacher Preparedness	25%	40%	35%	0%
Teaching Methods	25%	45%	30%	0%
Internal Assessment Component	15%	40%	40%	5%
Student-Teacher Interaction/Involvement	10%	55%	25%	10%
Department Discipline Contribution	35%	30%	35%	0 %
Campus Discipline Contribution	30%	30%	40%	0 %
Sufficiency of Library Material	20%	45%	30%	5%
Library Infrastructure	20%	55%	15%	10%
Student-Non-Teaching Staff Interaction	15%	35%	45%	5%
Encouragement towards Project Work	20%	40%	40%	0 %
Campus Central Facilities	10%	45%	35%	10%


REGISTRAR
SRINIVAS UNIVERSITY
MANGALORE

Chart Title





STUDENTS FEEDBACK

2019

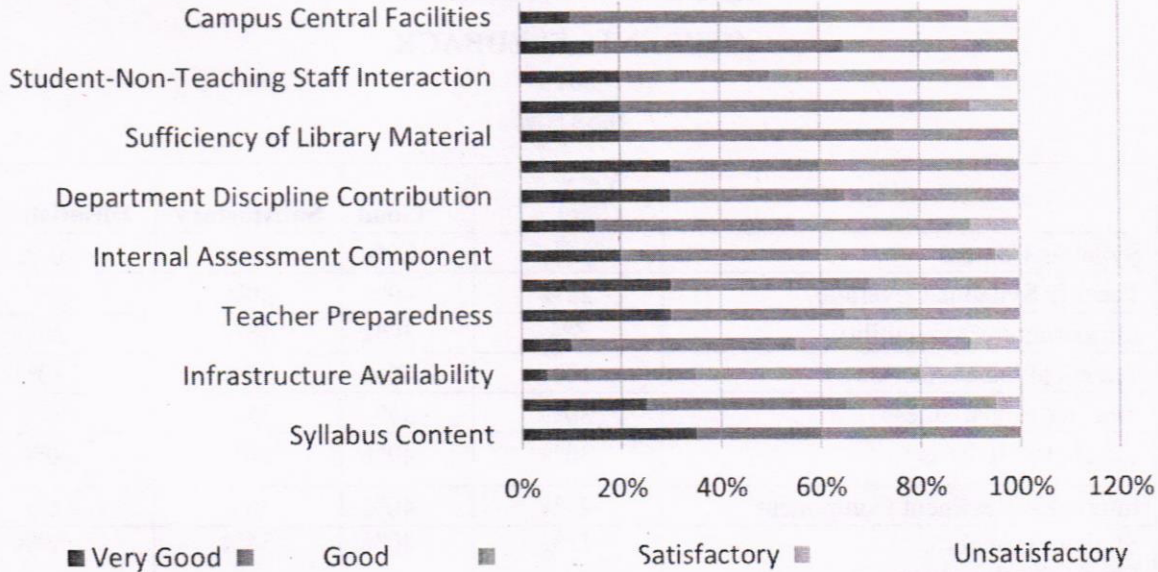
B.Sc HM

	Very Good	Good	Satisfactory	Unsatisfactory
Syllabus Content	35%	25%	40%	0%
Teacher Syllabus Coverage	25%	40%	30%	5%
Infrastructure Availability	5%	30%	45%	20%
Time-Table Satisfaction	10%	45%	35%	10%
Teacher Preparedness	30%	35%	35%	0%
Teaching Methods	30%	40%	30%	0%
Internal Assessment Component	20%	40%	35%	5%
Student-Teacher Interaction/Involvement	15%	40%	35%	10%
Department Discipline Contribution	30%	35%	35%	0%
Campus Discipline Contribution	30%	30%	40%	0%
Sufficiency of Library Material	20%	55%	25%	0%
Library Infrastructure	20%	55%	15%	10%
Student-Non-Teaching Staff Interaction	20%	30%	45%	5%
Encouragement towards Project Work	15%	50%	35%	0%
Campus Central Facilities	10%	50%	30%	10%

A handwritten signature in purple ink, appearing to be 'Srinivas'.

REGISTRATION
SRINIVAS UNIVERSITY
MANGALORE

Chart Title





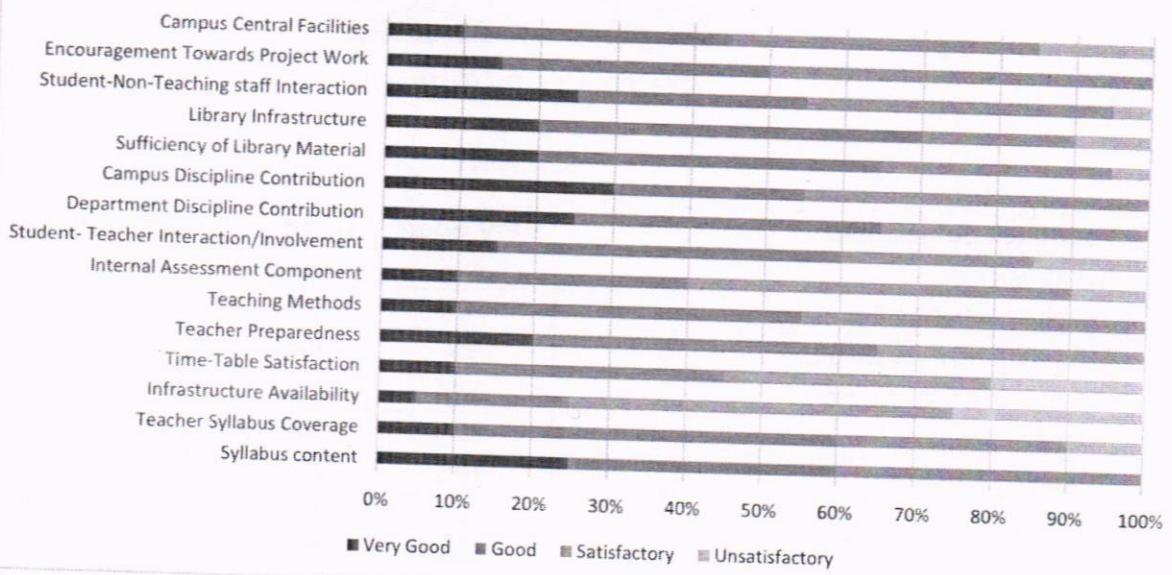
**STUDENTS FEEDBACK
2018
B.Sc HM**

Feedback Components	Very Good	Good	Satisfactory	Unsatisfactory
Syllabus content	25%	35%	40%	0%
Teacher Syllabus Coverage	10%	50%	30%	10%
Infrastructure Availability	5%	20%	50%	25%
Time-Table Satisfaction	10%	35%	35%	20%
Teacher Preparedness	20%	45%	35%	0%
Teaching Methods	10%	45%	45%	0%
Internal Assessment Component	10%	30%	50%	10%
Student- Teacher Interaction/Involvement	15%	45%	25%	15%
Department Discipline Contribution	25%	40%	35%	0%
Campus Discipline Contribution	30%	25%	45%	0%
Sufficiency of Library Material	20%	45%	30%	5%
Library Infrastructure	20%	50%	20%	10%
Student-Non-Teaching staff Interaction	25%	30%	40%	5%
Encouragement Towards Project Work	15%	35%	50%	0%
Campus Central Facilities	10%	35%	40%	15%

A handwritten signature in purple ink, appearing to be 'A. V. Srinivas'.

REGISTERED
SRINIVAS UNIVERSITY
MANGALORE

Chart Title





**STUDENTS FEEDBACK
2017
B.Sc HM**

Feedback Components	Very Good	Good	Satisfactory	Unsatisfactory
Syllabus content	25%	25%	50%	0%
Teacher Syllabus Coverage	15%	50%	30%	5%
Infrastructure Availability	5%	20%	50%	25%
Time-Table Satisfaction	15%	45%	30%	10%
Teacher Preparedness	25%	40%	35%	0%
Teaching Methods	25%	45%	30%	0%
Internal Assessment Component	15%	40%	40%	5%
Student- Teacher Interaction/Involvement	10%	55%	25%	10%
Department Discipline Contribution	35%	30%	35%	0%
Campus Discipline Contribution	30%	30%	40%	0%
Sufficiency of Library Material	20%	45%	30%	5%
Library Infrastructure	20%	55%	15%	10%
Student-Non-Teaching staff Interaction	15%	35%	45%	5%
Encouragement Towards Project Work	20%	40%	40%	0%
Campus Central Facilities	10%	45%	35%	10%


REGISTRAR
SRINIVAS UNIVERSITY
MANGALORE

STUDENT FEEDBACK



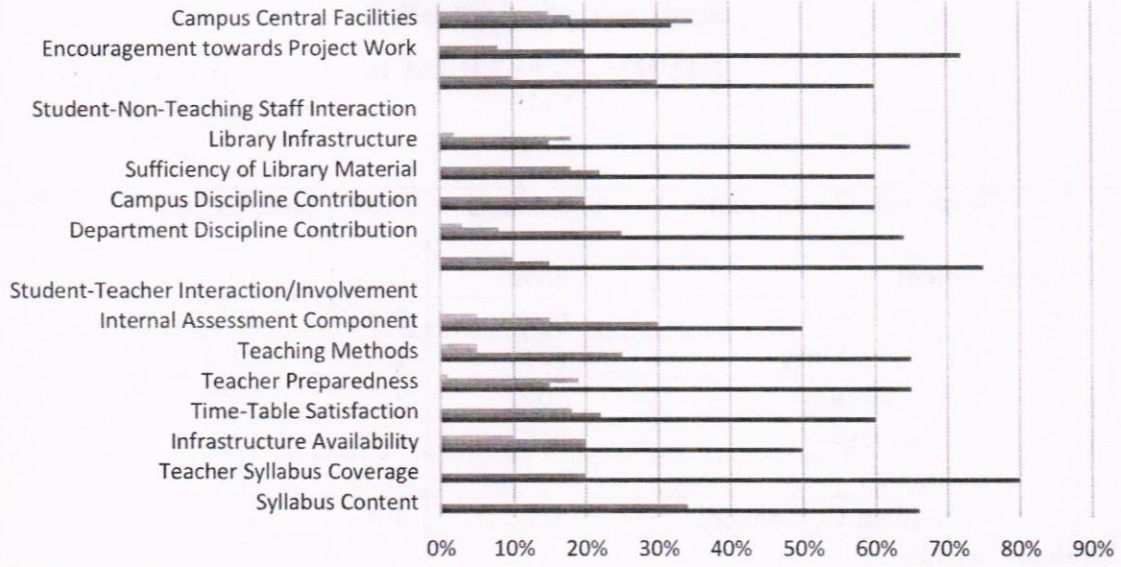


**STUDENTS FEEDBACK
2021
B.Ed**

Feedback Components	Very Good	Good	Satisfactory	Unsatisfactory
Syllabus Content	66%	34%	0%	0%
Teacher Syllabus Coverage	80%	20%	0%	0%
Infrastructure Availability	50%	20%	20%	10%
Time-Table Satisfaction	60%	22%	18%	0%
Teacher Preparedness	65%	15%	19%	1%
Teaching Methods	65%	25%	5%	5%
Internal Assessment Component	50%	30%	15%	5%
Student-Teacher Interaction/Involvement	75%	15%	10%	0%
Department Discipline Contribution	64%	25%	8%	3%
Campus Discipline Contribution	60%	20%	20%	0%
Sufficiency of Library Material	60%	22%	18%	0%
Library Infrastructure	65%	15%	18%	2%
Student-Non-Teaching Staff Interaction	60%	30%	10%	0%
Encouragement towards Project Work	72%	20%	8%	0%
Campus Central Facilities	32%	35%	18%	15%


**REGISTRAR
SRINIVAS UNIVERSITY
MANGALORE**

Chart Title



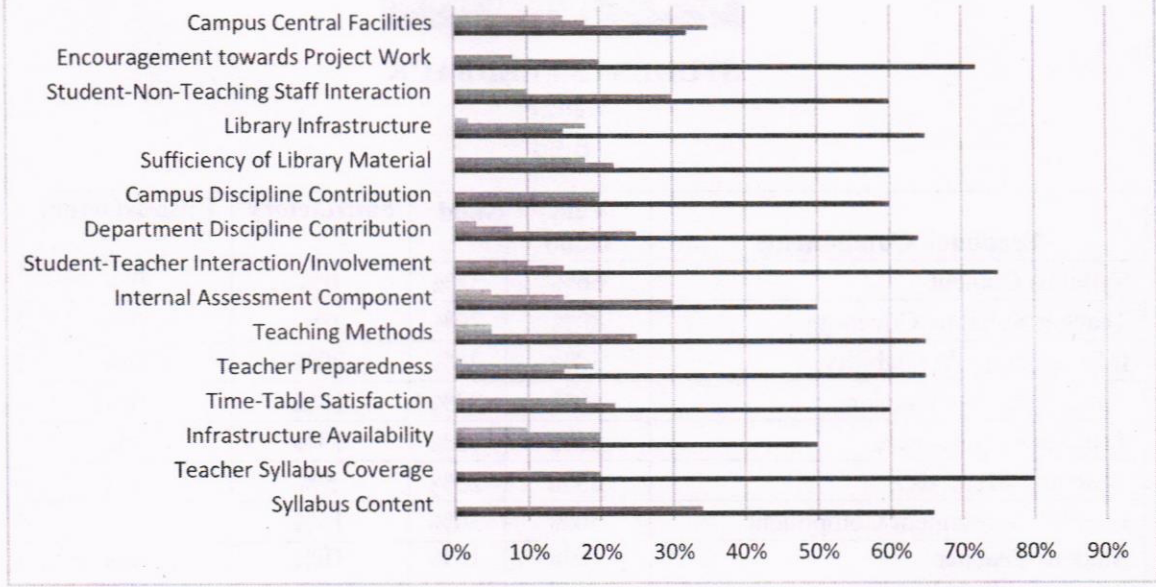


STUDENTS FEEDBACK
2020
B.Ed

Feedback Components	Very Good	Good	Satisfactory	Unsatisfactory
Syllabus Content	66%	34%	0%	0%
Teacher Syllabus Coverage	80%	20%	0%	0%
Infrastructure Availability	50%	20%	20%	10%
Time-Table Satisfaction	60%	22%	18%	0%
Teacher Preparedness	65%	15%	19%	1%
Teaching Methods	65%	25%	5%	5%
Internal Assessment Component	50%	30%	15%	5%
Student-Teacher Interaction/Involvement	75%	15%	10%	0%
Department Discipline Contribution	64%	25%	8%	3%
Campus Discipline Contribution	60%	20%	20%	0%
Sufficiency of Library Material	60%	22%	18%	0%
Library Infrastructure	65%	15%	18%	2%
Student-Non-Teaching Staff Interaction	60%	30%	10%	0%
Encouragement towards Project Work	72%	20%	8%	0%
Campus Central Facilities	32%	35%	18%	15%


REGISTRAR
SRINIVAS UNIVERSITY
MANGALORE

Chart Title



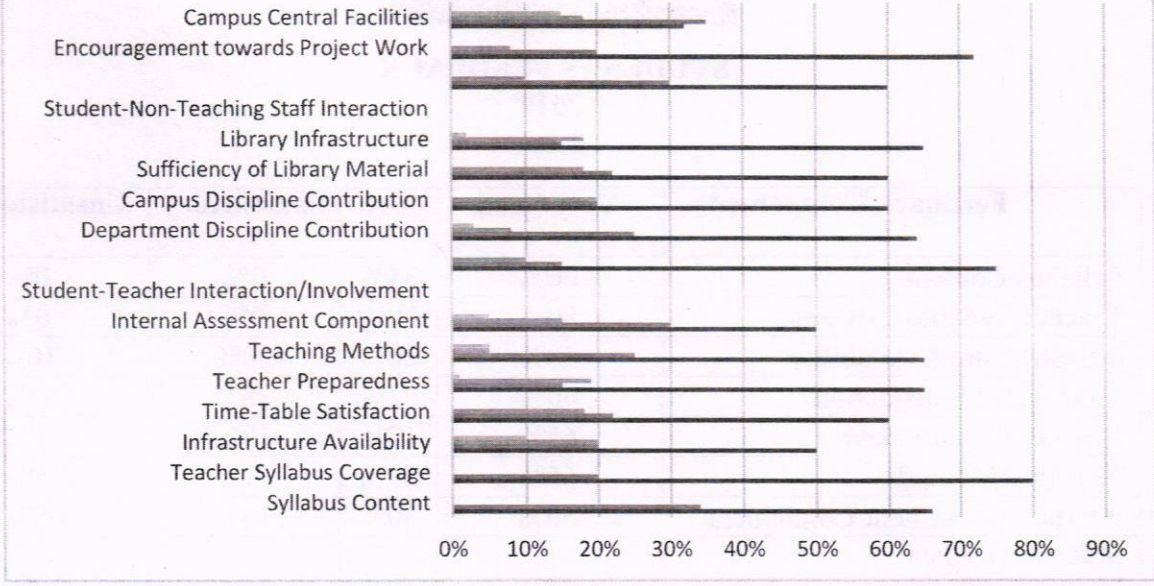


**STUDENTS FEEDBACK
2019
B.Ed**

Feedback Components	Very Good	Good	Satisfactory	Unsatisfactory
Syllabus Content	66%	34%	0%	0%
Teacher Syllabus Coverage	80%	20%	0%	0%
Infrastructure Availability	50%	20%	20%	10%
Time-Table Satisfaction	60%	22%	18%	0%
Teacher Preparedness	65%	15%	19%	1%
Teaching Methods	65%	25%	5%	5%
Internal Assessment Component	50%	30%	15%	5%
Student-Teacher Interaction/Involvement	75%	15%	10%	0%
Department Discipline Contribution	64%	25%	8%	3%
Campus Discipline Contribution	60%	20%	20%	0%
Sufficiency of Library Material	60%	22%	18%	0%
Library Infrastructure	65%	15%	18%	2%
Student-Non-Teaching Staff Interaction	60%	30%	10%	0%
Encouragement towards Project Work	72%	20%	8%	0%
Campus Central Facilities	32%	35%	18%	15%


**REGISTRAR
SRINIVAS UNIVERSITY
MANGALORE**

Chart Title



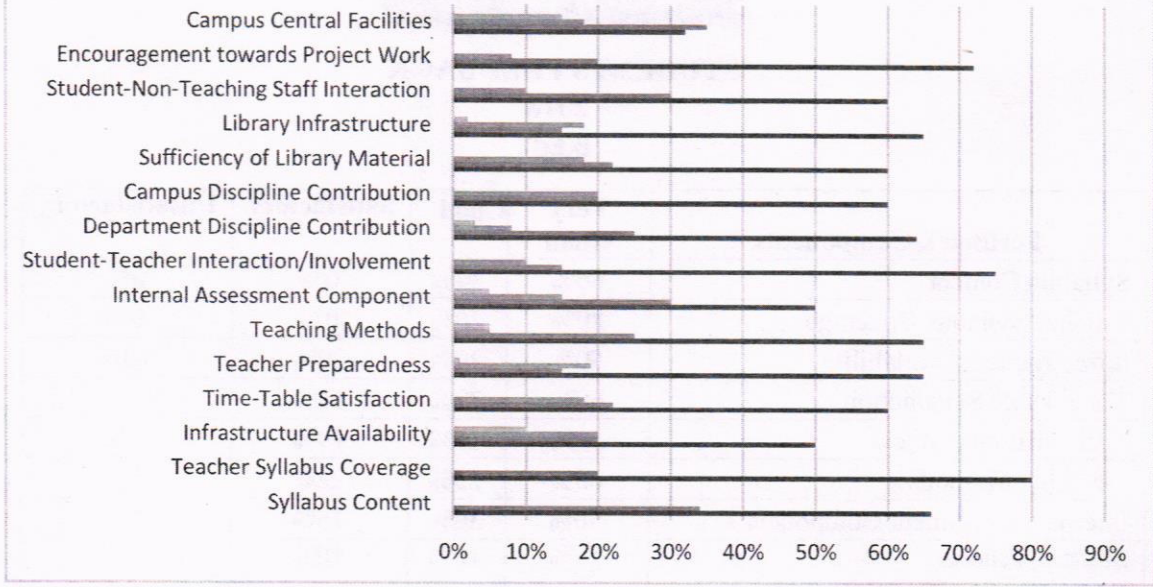


**STUDENTS FEEDBACK
2018
B.Ed**

Feedback Components	Very Good	Good	Satisfactory	Unsatisfactory
Syllabus Content	66%	34%	0%	0%
Teacher Syllabus Coverage	80%	20%	0%	0%
Infrastructure Availability	50%	20%	20%	10%
Time-Table Satisfaction	60%	22%	18%	0%
Teacher Preparedness	65%	15%	19%	1%
Teaching Methods	65%	25%	5%	5%
Internal Assessment Component	50%	30%	15%	5%
Student-Teacher Interaction/Involvement	75%	15%	10%	0%
Department Discipline Contribution	64%	25%	8%	3%
Campus Discipline Contribution	60%	20%	20%	0%
Sufficiency of Library Material	60%	22%	18%	0%
Library Infrastructure	65%	15%	18%	2%
Student-Non-Teaching Staff Interaction	60%	30%	10%	0%
Encouragement towards Project Work	72%	20%	8%	0%
Campus Central Facilities	32%	35%	18%	15%


**REGISTRAR
SRINIVAS UNIVERSITY
MANGALORE**

Chart Title



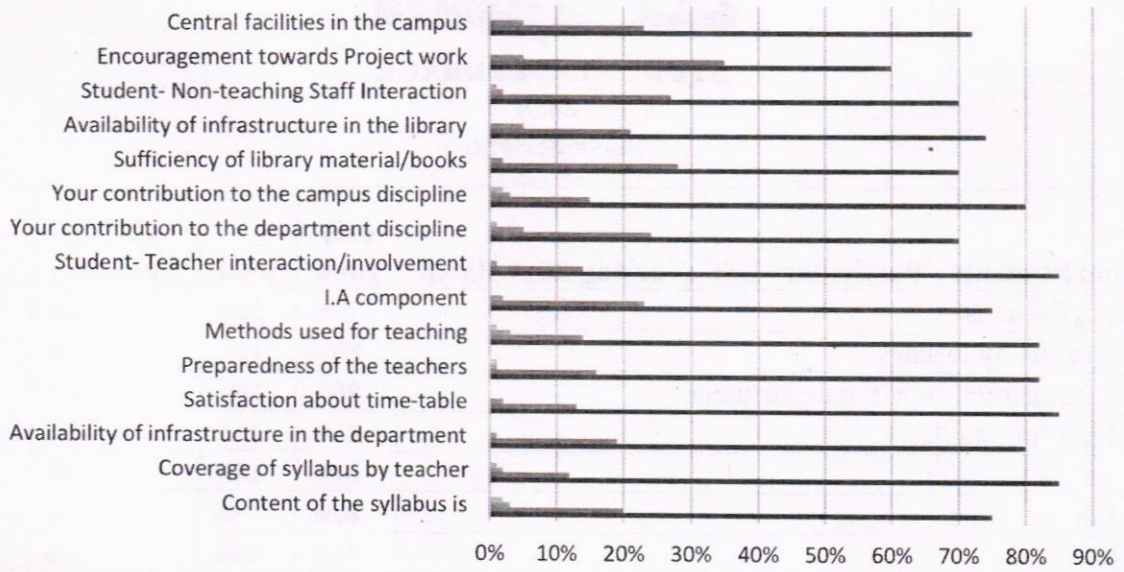


STUDENTS FEEDBACK
2019
Nursing Science

Feedback from Students - Particulars BSC Nursing 2019 Batch	very good	good	satisfactory	unsatisfactory
Content of the syllabus is	75%	20%	3%	2%
Coverage of syllabus by teacher	85%	12%	2%	1%
Availability of infrastructure in the department	80%	19%	1%	0%
Satisfaction about time-table	85%	13%	2%	0%
Preparedness of the teachers	82%	16%	1%	1%
Methods used for teaching	82%	14%	3%	1%
I.A component	75%	23%	2%	0%
Student- Teacher interaction/involvement	85%	14%	1%	0%
Your contribution to the department discipline	70%	24%	5%	1%
Your contribution to the campus discipline	80%	15%	3%	2%
Sufficiency of library material/books	70%	28%	2%	0%
Availability of infrastructure in the library	74%	21%	5%	0%
Student- Non-teaching Staff Interaction	70%	27%	2%	1%
Encouragement towards Project work	60%	35%	5%	0%
Central facilities in the campus	72%	23%	5%	0%


REGISTRAR
SRINIVAS UNIVERSITY
MANGALORE

Chart Title



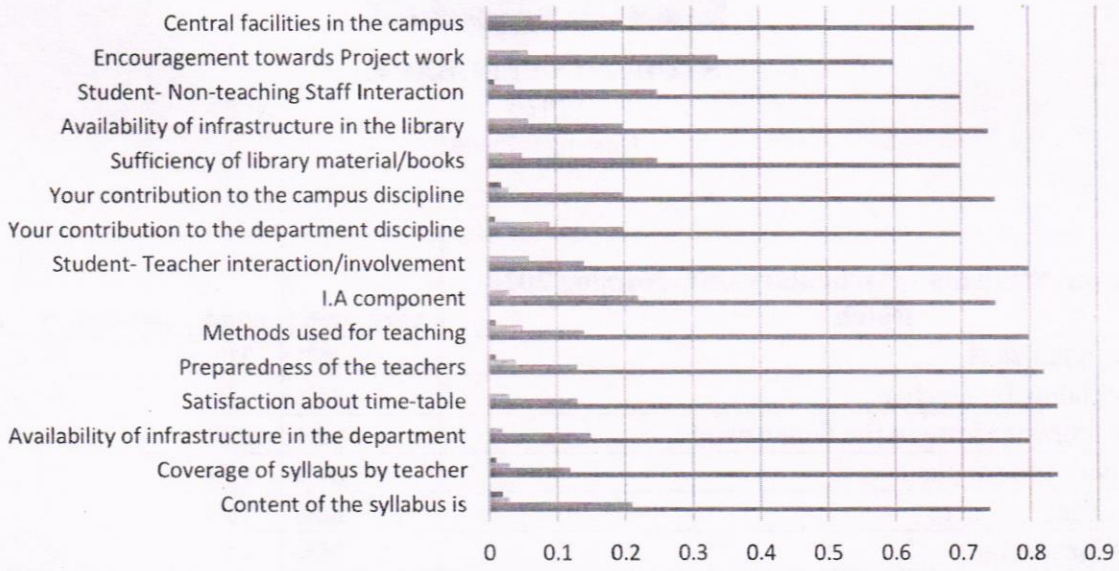


STUDENTS FEEDBACK
2020
Nursing Science

Feedback from Students - Particulars BSC Nursing 2020 Batch	very good	good	satisfactory	unsatisfactory
Content of the syllabus is	74%	21%	3%	2%
Coverage of syllabus by teacher	84%	12%	3%	1%
Availability of infrastructure in the department	80%	15%	2%	0%
Satisfaction about time-table	84%	13%	3%	0%
Preparedness of the teachers	82%	13%	4%	1%
Methods used for teaching	80%	14%	5%	1%
I.A component	75%	22%	3%	0%
Student- Teacher interaction/involvement	80%	14%	6%	0%
Your contribution to the department discipline	70%	20%	9%	1%
Your contribution to the campus discipline	75%	20%	3%	2%
Sufficiency of library material/books	70%	25%	5%	0%
Availability of infrastructure in the library	74%	20%	6%	0%
Student- Non-teaching Staff Interaction	70%	25%	4%	1%
Encouragement towards Project work	60%	34%	6%	0%
Central facilities in the campus	72%	20%	8%	0%


REGISTRAR
SRINIVAS UNIVERSITY
MANGALORE

Chart Title





STUDENTS FEEDBACK
2021
Nursing Science

Feedback from Students - Particulars BSC Nursing 2021 Batch	very good	good	satisfactory	unsatisfactory
Content of the syllabus is	72%	23%	3%	2%
Coverage of syllabus by teacher	80%	12%	7%	1%
Availability of infrastructure in the department	80%	15%	5%	0%
Satisfaction about time-table	85%	10%	5%	0%
Preparedness of the teachers	82%	10%	7%	1%
Methods used for teaching	82%	10%	7%	1%
I.A component	75%	20%	5%	0%
Student- Teacher interaction/involvement	85%	12%	2%	0%
Your contribution to the department discipline	70%	20%	9%	1%
Your contribution to the campus discipline	80%	14%	4%	2%
Sufficiency of library material/books	70%	26%	4%	0%
Availability of infrastructure in the library	74%	20%	6%	0%
Student- Non-teaching Staff Interaction	70%	23%	6%	1%
Encouragement towards Project work	60%	30%	10%	0%
Central facilities in the campus	72%	22%	6%	0%


REGISTRAR
SRINIVAS UNIV
MANGALORE

Chart Title

