

Adapting English-language Pedagogy to Cultural Heritage and Digital Humanities in France

Results from using the IIF
Online Training Workshop with
Future Cultural Heritage
Engineers, Librarians, and
Archivists

Edward J. Gray, PhD
DARIAH-EU & IR Huma-Num (CNRS)*

DARIAH-HR Digital Humanities and Heritage Conference,
Rijeka, Croatia 14 October 2022



Digital Humanities at the Ecole nationale des chartes



- A French *grande école* specializing in the sciences of cultural heritage, founded in 1821
 - Famous for Archiviste-Paléographe degree
- *Technologies numériques appliquées à l'histoire* (Digital Technologies Applied to History) founded in 2006.
- Transversal Program: TNAH trains Archivists, Librarians, and Research Engineers
 - First Year: Focused on study of sources, with a focus on either “archives” or “books and media”
 - Second Year: Digital methods, data manipulation, database management, programming and web dev
- And English in all this?
 - *Anglais: Langue de l'informatique*

How to be useful when teaching English ?

- Especially given the diversity of potential careers after the Master
- Focused on practical, daily uses of English that students can encounter in their professional lives
 - English is a prerequisite to join the Master's cursus - no grammar
 - Evaluating, and honing, reading and aural comprehension as well as written and oral composition.
- Assignments vary from how to present oneself (bio in a conference, elevator speech), to general English-language academic etiquette (emails), how conferences are structured, descriptions of European Research ecosystem (What is a Work package, anyway?)
- Major project for the Semester: self-driven training session (*auto-formation*) in IIF
 - I noticed that more and more often, job descriptions ask for competence in IIF

International Image Interoperability Framework



- IIF ends “silos” of information, and enables cultural heritage collections to more easily share their collections via an API (Application Programming Interface)
- INTERNATIONAL
 - Cultural Heritage Institutes, University libraries, GLAM
 - E.g. BnF, Library of Congress, Österreichische Nationalbibliothek, British Museum, Europeana & many more
- IMAGE
 - Allows users to zoom in on high quality images without having to download the entire image in that quality - efficiency !
 - Since 2020, IIF now support audiovisual
 - Length, width, and time
- INTEROPERABILITY
 - Any viewer can be used to view a given manifest
 - Can digitally reconstruct manuscripts, or assemble different manuscripts together
- FRAMEWORK
 - APIs act as standards that ensure images can be shared seamlessly between institutions

The IIF Online Workshop

- Can be taken as a paid training session given by IIF support staff, but [the materials are put online](#) for anyone to follow along and learn at their own pace
- Consists of a series of text with demonstration videos, with external links to documentation and tools. It is hosted via Github pages
- Broken into five parts:
 - Introduction to IIF
 - Image API
 - Presentation API
 - Annotations
 - Project & Presentation
- Students are asked to make a short, 10 minute presentation of a series of images, that they've joined together in a single manifest and annotated, as if it were a "proof of concept" to their colleagues back in their fictional archive, library, or research lab.

The IIF Online Workshop Tools

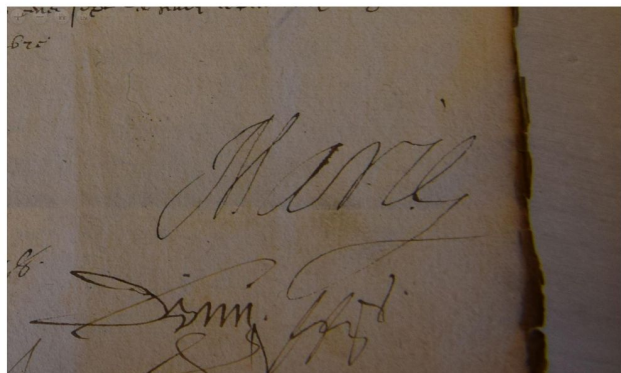
- [IIF Workbench](#) - a limited image hosting (1 GB) service based off of github pages
 - Automatically creates creates IIF-compliant image file and breaks down image into “tiles” that can be zoomed

Louis-de-Marillac-Catherine-de-Medicis-Contrat-Mariage

OpenSeadragon

This is a demo of the [OpenSeadragon](#) viewer. This viewer works with IIF Image API images and is included in many of the more advanced viewers like Mirador and the UV.

Use your mouse wheel to zoom in or use the + or - minus buttons



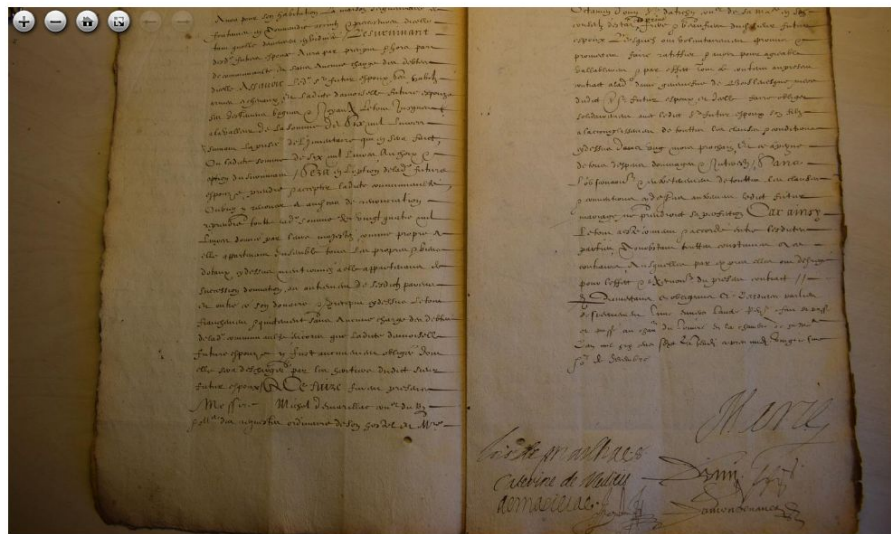
[See for yourself](#)

Louis-de-Marillac-Catherine-de-Medicis-Contrat-Mariage

OpenSeadragon

This is a demo of the [OpenSeadragon](#) viewer. This viewer works with IIF Image API images and is included in many of the more advanced viewers like Mirador and the UV.

Use your mouse wheel to zoom in or use the + or - minus buttons



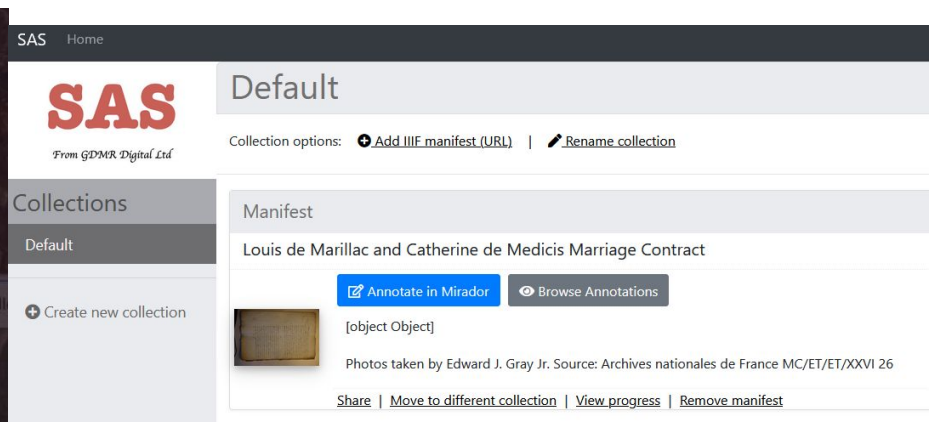
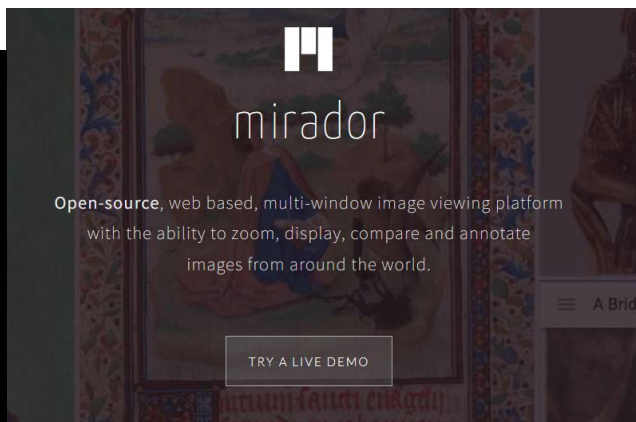
The IIF Online Workshop Tools

- [Bodleian Manifest Editor](#) - Allows students to create & edit their IIF manifests, adding important metadata and giving structure to a series of canvases (think: single image)
 - While this is rarely done by hand in a massive setting, it is useful for students to have to go into the .json file and manipulate the metadata to see how changes in .json are reflected in the viewer
- [Mirador](#) - A IIF viewer
- [Simple Annotation Server](#) - A server that works with Mirador to allow students to create annotations, export them as .json files, and link them to their manifest



Open Manifest

New Manifest



Student Presentations

Some examples from 2021 and 2022



Maps of Rome

IIIF tools to support a research project to study historical maps, the evolution of the city and its representations.

An example based on the city of Rome, a city in continuous evolution.

Doriane Hare

Creation of a *manifest*

Aggregate several maps, from several sources and several eras through the creation of a *manifest*. By using a manifest, we can fix our corpus and manipulate it more easily, especially if we are several researchers working on the same corpus.

For our *manifest*, we have chosen four maps from four different periods, from different departments of the BnF :

1450-1500 : Medieval Rome. (BnF. Latin 4802. f.131r.)



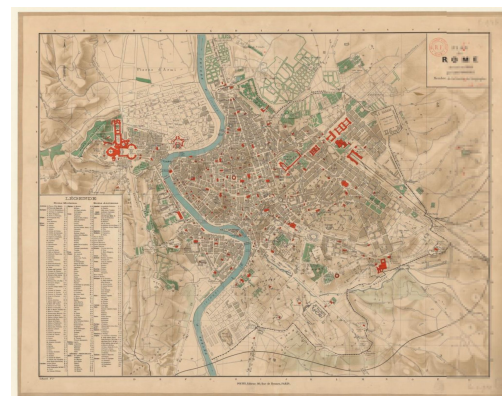
1501-1600 : Rome during the Renaissance (BnF. CPL GE DD-2987 (9916))



1713 : Rome in the Early Modern Period. (BnF. GE BB 565 (12, 90))



1888 : Rome as capital of the new Italian state. (BnF. GE C-933.)



High quality images

For studying maps, image quality is central. IIF allows to have images of excellent quality and to make important zoom on sometimes very large maps. This is interesting for :


The reading of the indications written on the maps :



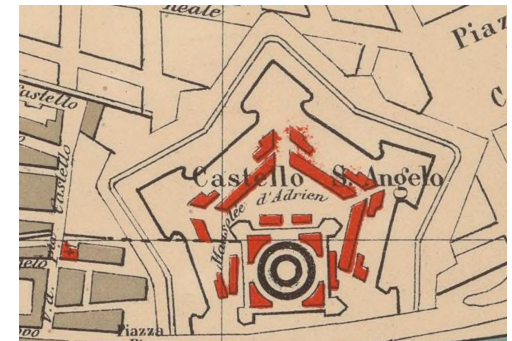
Pantheon



The study of the representation of constructions on the maps:

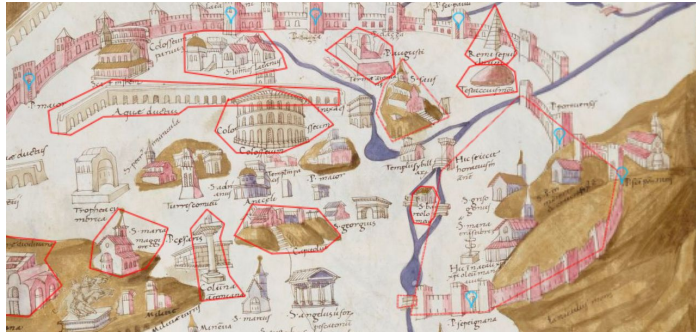


Castel Sant'Angelo

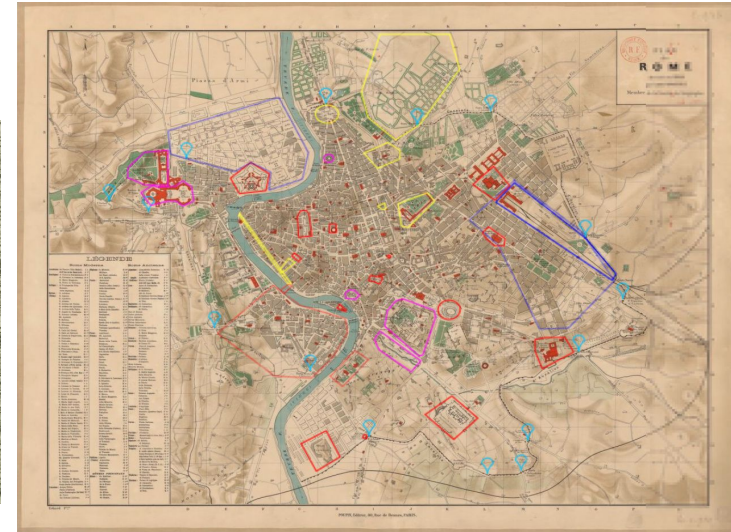


Annotations

The use of annotations allows to give information on a part of the image. We have used annotations to indicate certain constructions on the maps.




The annotation tools allow you to use colors to differentiate them. We have used them to show when a construction appears on the map. So, the last map compiles all the additions.



Follow a building on several maps :

Construction and reconstruction of the Basilica San Pietro

Search “San Pietro” : 4 results.



The old Basilica



New Basilica without the dome, the obelisk is behind the basilica and there is no colonnade on the square.



Construction of the dome and development of a square with the colonnade.



Follow a building on several maps :

Destruction of the Colosseo

Search "Colosseo" : 4 results.



The demolitions of the Coliseum is more represented and precise.




Searching for the history of the Bibliothèque Lavisse through images

This IIIF project aims to offer a way to reconstitute and learn about the history of an university library by annotating plans or stamps on the books' title pages.

The two stamps i was searching for...



Bibliothèque Dumont stamp



Bibliothèque Lavisse stamp


THE PRINCIPAL
SECRETARY OF STATE

HMGB37

A Survey of the Office from 1558 to 1680

by
FLORENCE M. GREIR EVANS, M.A., Ph.D.
(MRS. C. S. S. HIGHAM)

Assistant Lecturer in History in the University of Manchester



Manchester - - - AT THE UNIVERSITY PRESS
London, New York, &c. - LONGMANS, GREEN & Co.

1923

*HMGB37
45*

BIBLIO LAVISSE UFR 09 Paris 1



0090000022174



About this item



Repository

Bibliothèque Lavis



Sources Images



Personal photograph



Shelfmark

HM GB 37

Title

The Principal Secretary of
State. A Survey of the Office
from 1558 to 1680

Publisher

The University Press
(Manchester)

Date

1923

Author

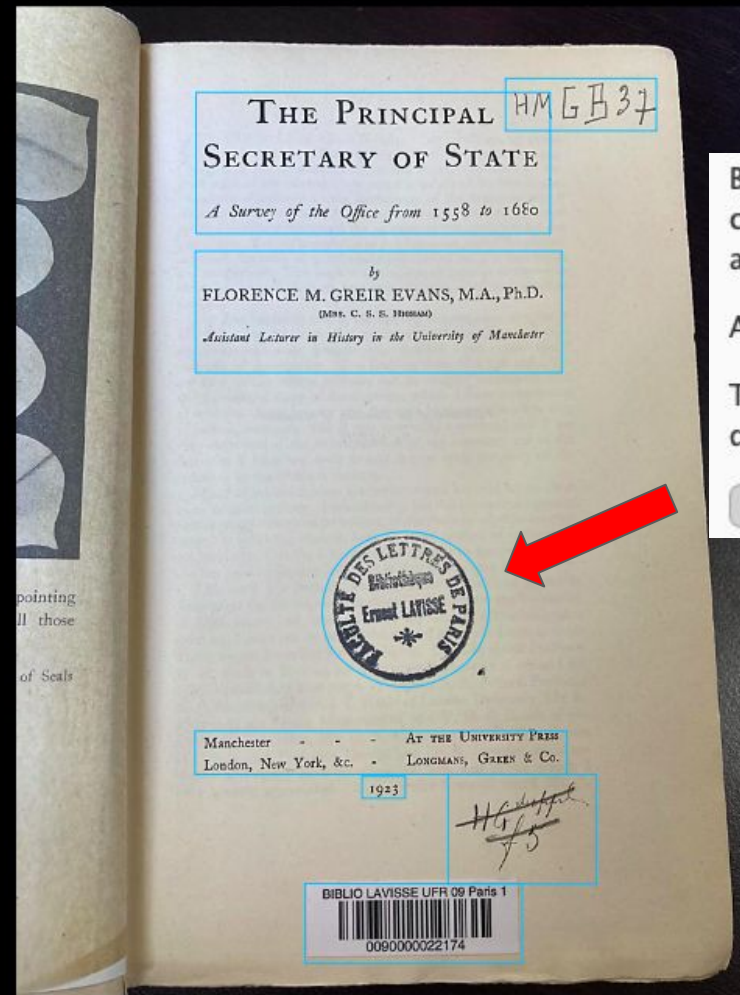
Evans, Florence M. Greir

Type

Book



Metadata for the canvas



HMGB37

THE PRINCIPAL
SECRETARY OF STATE

A Survey of the Office from 1558 to 1680


by
FLORENCE M. GREIR EVANS, M.A., Ph.D.
(1891. C. S. S. 3110000)
Assistant Lecturer in History in the University of Manchester



Manchester - - - At THE UNIVERSITY PRESS
London, New York, &c. - LONGMANS, GREEN & Co.

1923

Handwritten signature and initials



Selecting zones to annotate

Bibliothèque Lavissee stamp confirming that the book was acquired by this library.

Acquisition date : 1923

Transcription : "Faculté des Lettres de Paris. Bibliothèque Ernest Lavissee"

stamp bibliotheque lavissee

Bibliothèque Ernest Lavisse Histoire

HISTOIRE GÉNÉRALE

~~LR 20~~

DU

HG 52

DROIT FRANÇAIS

DES ORIGINES A 1789

A l'usage des Étudiants des Facultés de Droit

(Première année de licence et doctorat ès sciences politiques).

PAR

J. DECLAREUIL

PROFESSEUR A LA FACULTÉ DE DROIT DE L'UNIVERSITÉ DE TOULOUSE



LIBRAIRIE
DE LA SOCIÉTÉ DU
RECUEIL SIREY
LÉON TENIN, Directeur
22, Rue Soufflot, PARIS-5^e

1925

**Repository**

Bibliothèque
interuniversitaire de la
Sorbonne

Sources Images

<https://nubis.univ-paris1.fr/ark:/15733/16s2>

Title

Plan du deuxième étage

Date

1903

Author

Nénot, Henri-Paul (1853-1934)

Type

Map

Relation

Contained in Henri-Paul
Nénot, "Monographie de la
nouvelle Sorbonne", Paris,
Imprimerie nationale, 1903, p.
27.

Metadata for each plan

```

25   } ],
26   "canvases" : [ {
27     "@id" : "http://7edb12c3-10d8-45c5-9d2b-8beddf04e4be",
28     "@type" : "sc:Canvas",
29     "label" : "Sorbonne' second floor plan at the beginning of the twentieth century",
30     "height" : 4725,
31     "width" : 8104,
32     "metadata" : [ {
33       "label" : "Repository",
34       "value" : "Bibliothèque interuniversitaire de la Sorbonne"
35     }, {
36       "label" : "Sources Images",
37       "value" : "https://nubis.univ-paris1.fr/ark:/15733/16s2"
38     }, {
39       "label" : "Title",
40       "value" : "Plan du deuxième étage"
41     }, {
42       "label" : "Date",
43       "value" : "1903"
44     }, {
45       "label" : "Author",
46       "value" : "Nénot, Henri-Paul (1853-1934)"
47     }, {
48       "label" : "Type",
49       "value" : "Map"
50     }, {
51       "label" : "Relation",
52       "value" : "Contained in Henri-Paul Nénot, \"Monographie de la nouvelle Sorbonne\", Paris, Imprimerie nationale, 1903, p. 27."
53     } ],
54   } ]

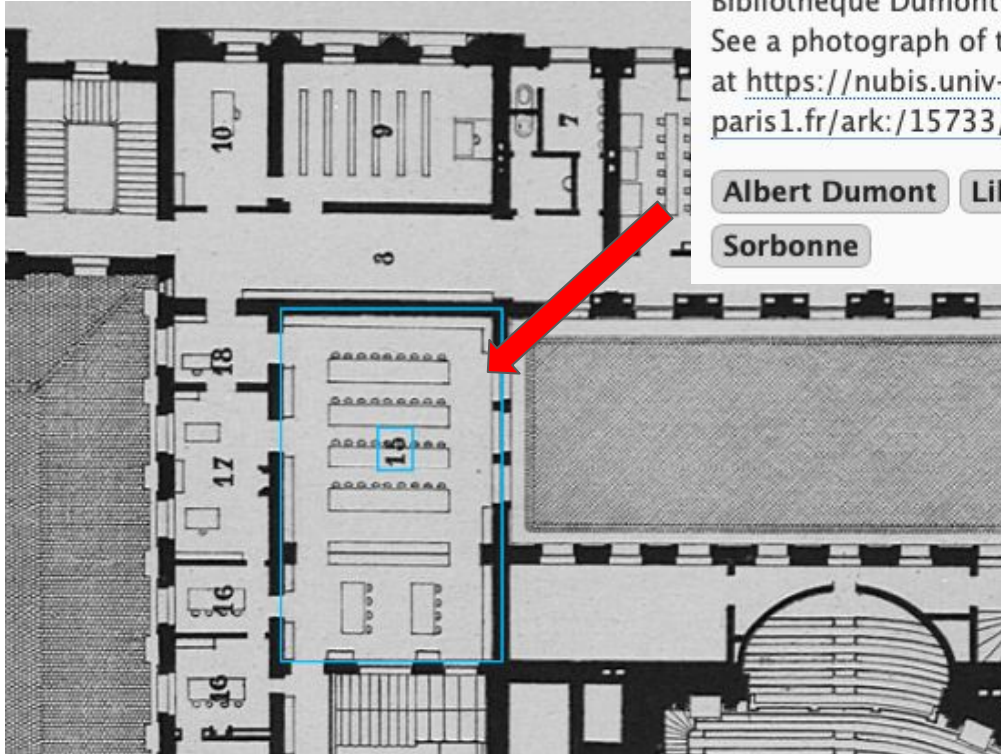
```

The current location of the Bibliothèque Lavoisier

Searching for the history of the Bibliothèque Lavoisier through images.




The location of the Bibliothèque Dumont (second floor)



Bibliothèque Dumont
See a photograph of the library room
at <https://nubis.univ-paris1.fr/ark:/15733/qh7>

Albert Dumont Library

Sorbonne

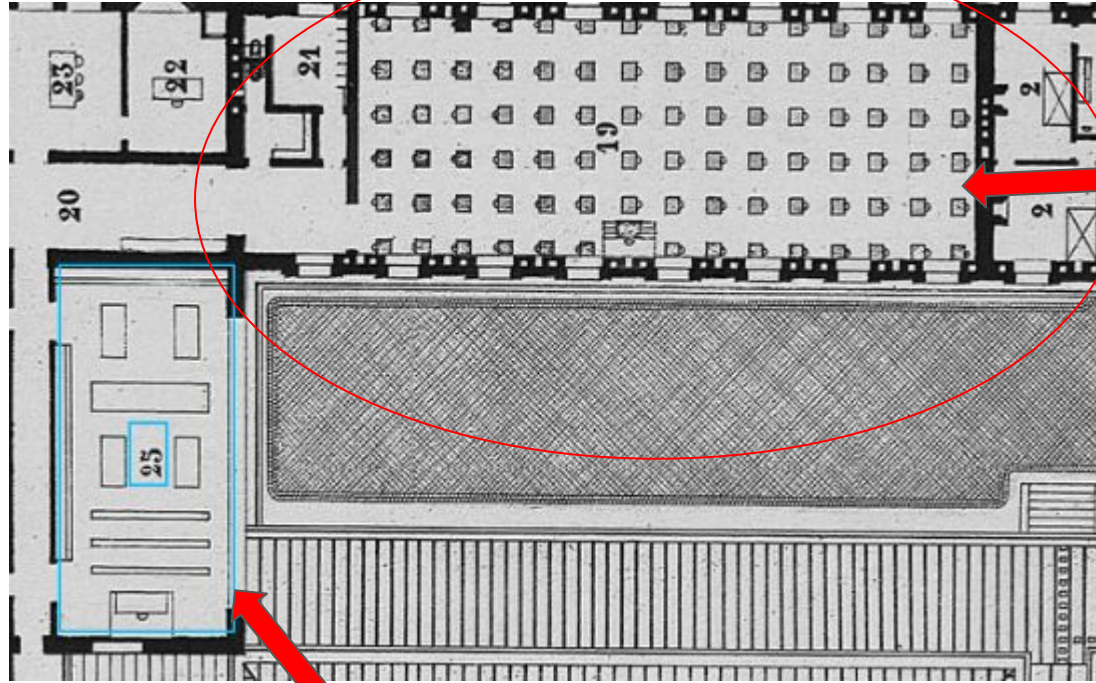


The similarity between the two libraries



Source : <https://nubis.univ-paris1.fr/ark:/15733/qgz>

Comparison between the “old” and “current” Sorbonne



A class room that is now separated into several areas belonging to the Centre d'histoire du XIXe siècle and the Institut de la Révolution française

Bibliothèque Lavisse



Thanks for your attention !

<https://margauxfre.github.io/IIF-Project/manifests/manifest.json>

Tribute to Ariane Menu for the graphical theme!

So, what have Students learned from all this?

- Gives students a **working familiarity** with IIF and just what an API is.
- It is a **holistic** English-language experience.
 - By following along with the training session, students use their reading and aural comprehension.
 - In their annotations, their written composition skills are put the test.
 - Finally, with their presentations, students have a chance to demonstrate their ability in oral communication.
- The IIF Training Seminar also gives students **real-life** practice in taking an English-language training seminar
 - As well as troubleshooting any bugs or issues, just as they would be confronted in their day to day working routines.
- It is **engaging** to students, as they are left with the opportunity to choose their own images - picking projects that they are personally invested in
 - Often features a continuation of research in their Master's or PhD thesis, or a manifestation of a hobby or personal interest

Thank you!

 @GrayXVII

 edward.gray@dariah.eu

