



Iceland

This report describes the structure of the national higher education system in Iceland, focusing on the institutional types as defined by national categories. It builds on the Eurydice Report on the national higher education system but complements it with quantitative information on the role of higher education institution (HEI) types in national systems, based on data derived from the European Tertiary Education Register (<http://www.eter-project.eu>) for the period 2011-2019.

Types of Higher Education Institutions

According to Eurydice¹, the Icelandic higher education (HE) system comprises seven higher education institutions. Four are public institutions, three are private (of which two are non-profit organizations and one is a limited liability company). All institutions of higher education vary in the extent of research activity and the range of programmes offered. Among the seven institutions are two agricultural institutions, one academy of the arts and four institutions offering wide range of studies. The University of Iceland is the only university offering a complete range of disciplines and is also most active in research and development. The University of Iceland and Reykjavik University are the two higher education institutions accredited for PhD. training.

Main institutional characteristics. Legal status and the right to award a PhD

Fehler! Verweisquelle konnte nicht gefunden werden. below provides a quantitative overview of the main institutional characteristics by HEI type. The Icelandic HE system comprises four Public universities (*Opinber háskóli*) and three private government-dependent ones (*Einkaháskóli*). Two of the four Public universities are PhD awarding institutions (University of Iceland and Agricultural University of Iceland), while only one of the three Private universities is PhD awarding (Reykjavik University).

Table 1. Institutional type and legal status by HEI type, 2019

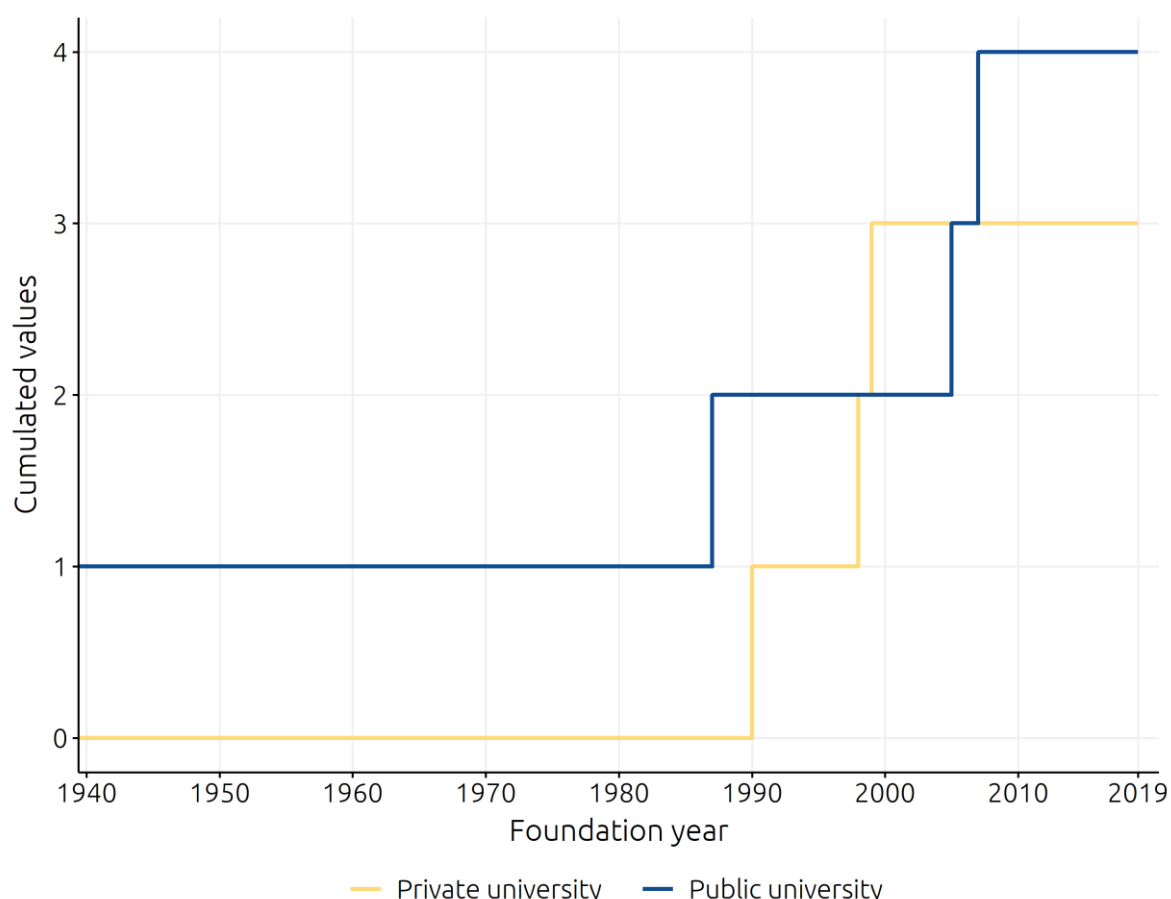
| Category | | N | Public | Private government-dependent | PhD awarding |
|--------------------|-----------------|---|--------|------------------------------|--------------|
| Private university | Einkaháskóli | 3 | 0 | 3 | 1 |
| Public university | Opinber háskóli | 4 | 4 | 0 | 2 |
| Total | | 7 | 4 | 3 | 3 |

¹<https://eurydice.eacea.ec.europa.eu/national-education-systems/iceland/types-higher-education-institutions>

Institutional history. Older and younger institutional types

Data on the HEI foundation year provide information on the history of Iceland's higher education and its evolution over time. Figure 1 illustrates the expansion of the system in terms of the number of HEIs after 1940. The Icelandic HE system shows comparably recent roots; the oldest university (University of Iceland) has been established back in 1911, and was the only higher education institution until 1987. The remaining six institutions have all been founded in the past 35 years. The University of Akureyri was the second Public university established in 1987, while Bifröst University was the first Private university founded in 1990. Of the four remaining institutions, two of them have been established before and after millennium, respectively (the last one was Hólar University College in 2007).

Figure 1. Foundation year of HEIs by type

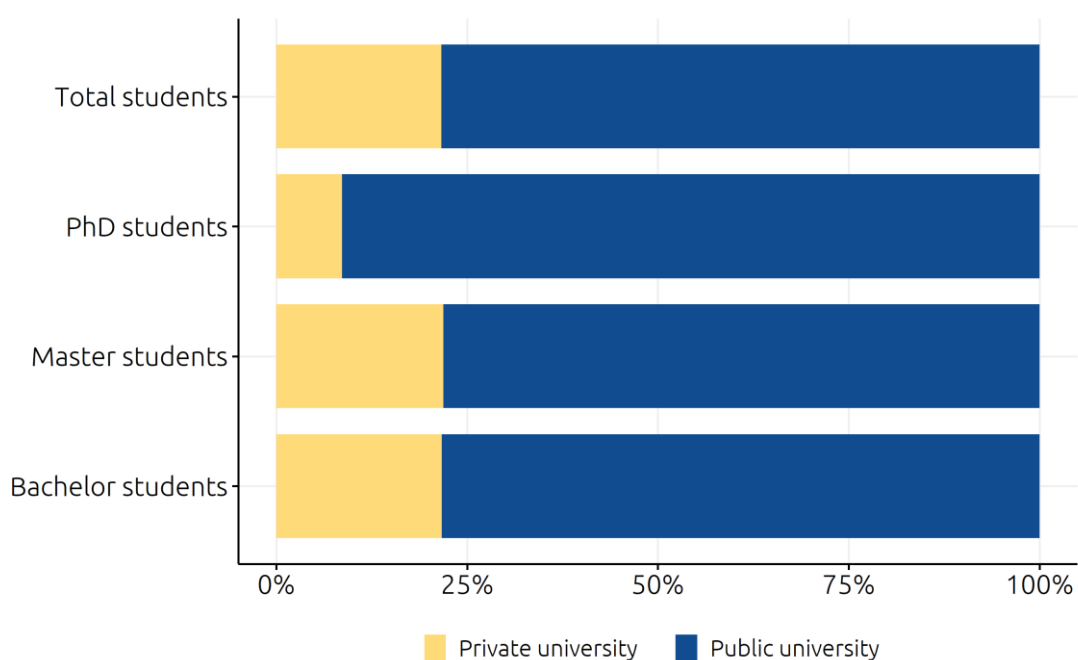


How are students distributed?

Fehler! Verweisquelle konnte nicht gefunden werden. illustrates the distribution of students across the two HEI categories of the Icelandic HE system. It can be seen that Public universities - while

accounting just for 57% in terms of the number of institutions – enroll the majority of students (almost 80%), and about 90% of PhD students (only one private university is PhD awarding). Looking at Master and Bachelor students' enrolments, the share of Public universities corresponds with about 80% almost exactly to the distribution of total students, i.e. there are no differences in the distributions of students between Master and Bachelor level. The number of PhD students is comparably low (around 600 in absolute numbers).

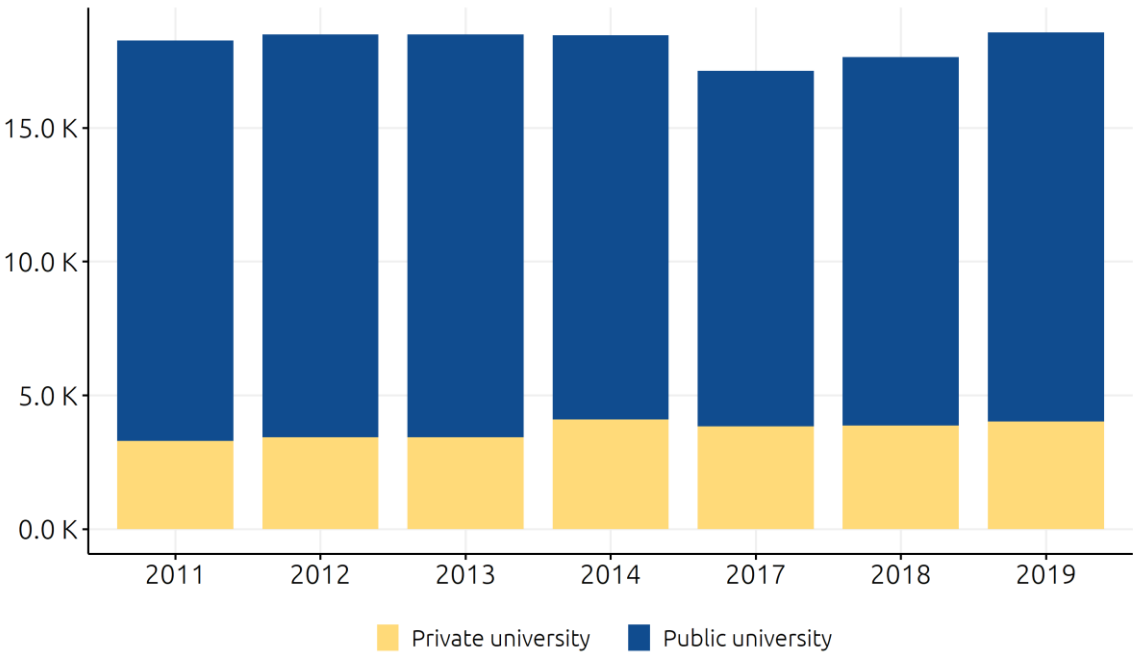
Figure 2. Students by level and type of HEI, 2019



Changing roles over time

When observed through the lens of the number of students, data show a very stable pattern with the number of enrolled students staying at around 18 500 students from 2011 to 2019. A notable observations concerns a slight decline in total student numbers for Public universities in the years 2017 and 2018 (potentially related to a strong increase in job growth during this time period), though in 2019 the number is increasing back to the level of 2014. The share between Public and Private universities is slightly changing, with a minor but observable increase in the share of Private universities on the expense of public ones.

Figure 3. Share of students enrolled by institutional type



Note: No data for 2015 and 2016



twitter.com/eter_eu



www.eter-project.eu



eter@eter-project.eu



Università
della
Svizzera
italiana

JOANNEUM
RESEARCH
POLICIES



AUSTRIAN INSTITUTE
OF TECHNOLOGY

NIFU

Nordisk institutt for studier av
innovasjon, forskning og utdanning



SAPIENZA
UNIVERSITÀ DI ROMA