

Malta

This report describes the structure of the national higher education system in Malta, focusing on the institutional types as defined by national categories. It builds on the Eurydice Report on the national higher education system but complements it with quantitative information on the role of higher education institution (HEI) types in national systems, based on data derived from the European Tertiary Education Register (<http://www.eter-project.eu>) for the period 2011-2019.

Types of Higher Education Institutions

According to Eurydice¹, the Maltese higher education system comprises the University of Malta, the Malta College of Arts Science and Technology (MCAST) and the Institute of Tourism Studies (ITS). These three institutions are all publicly-funded educational institutions providing higher education courses. The ETER data collection additionally includes the Institute for Education offering initial teacher training. Even though all institutions falling under the ETER criteria are publicly funded, the Maltese higher education system also comprises of private institutions offering tertiary education.

Main institutional characteristics. Legal status and the right to award a PhD

Table 1 below provides a quantitative overview of the main institutional characteristics by HEI type. The University (*Università*), the College (*Kulleġġ*) and the two Institutes (*Istitut*) are all public institutions, but only the University of Malta has the right to award PhDs.

Table 1. Institutional type and legal status by HEI type, 2019

Category		N	Public	PhD awarding
College	Kulleġġ	1	1	0
Institute	Istitut	2	2	0
University	Università	1	1	1
Total		4	4	1

¹<https://eurydice.eacea.ec.europa.eu/national-education-systems/malta/types-higher-education-institutions>

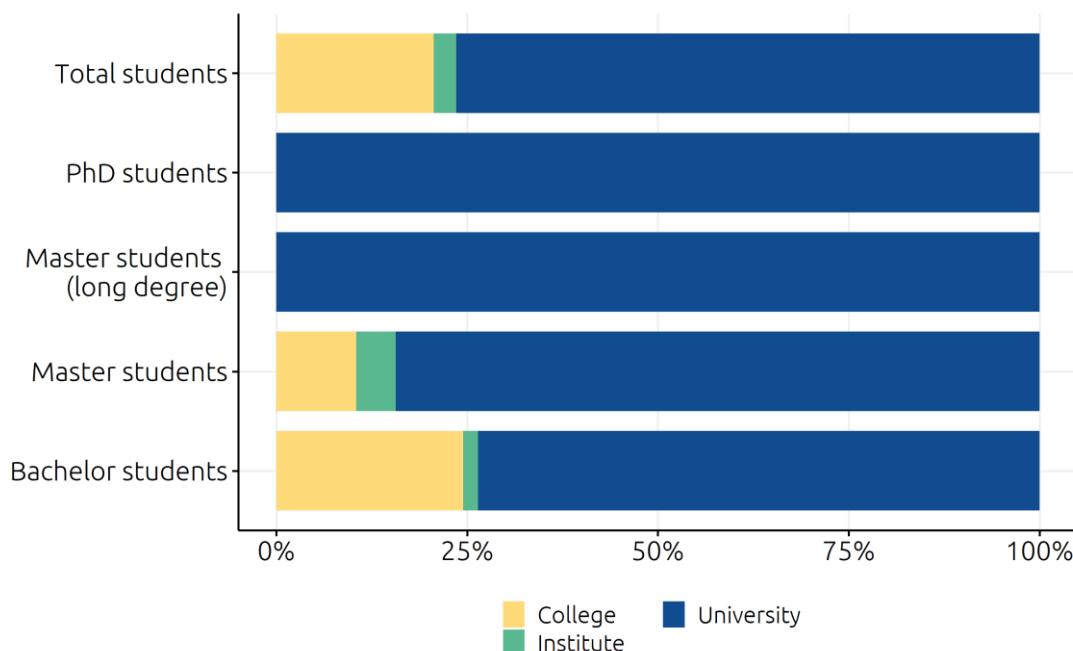
Institutional history. Older and younger institutional types

The first HEI in Malta was its only university, the University of Malta (L-Universita` ta` Malta), which was founded in 1769. The University stayed the only HEI for around two centuries until the Institute of Tourism Studies was established in 1987. Malta’s College, the Malta College of Arts, Science & Technology was then founded in 2001, followed by the very recent establishment of the Institute for Education in 2015.

How are students distributed?

Figure 2 shows the distribution of students by level and type of HEI for the year 2019. Overall, more than 75% of all students attend Malta’s University. The College is the second most attended HEI, whereas only around 2% of all students are enrolled in either of the two Institutes. As mentioned before, the University is the only institution allowed to award PhDs. Similarly, it is also the only institution awarding Master long degrees. Furthermore, as only a little over 25% of all Bachelor and 15% of all Master students attend Malta’s College and the Institutes, the University is the most important higher education institution in terms of the number of students in Malta.

Figure 2. Students by level and type of HEI, 2019



Academic personnel and financial resources

As illustrated in Figure 3, in the year 2019, the University accounts for almost 84% of financial revenues of the whole HEI system, whereas only about 75% of academic personnel (in full-time equivalent) and students are part of the University. Contrarily, the share of financial resources for the College and the Institutes is smaller or equal than the share of students and of academic personnel respectively.

Examining the composition of revenues, it is visible that the University of Malta receives a larger proportion of (research-related) third-party funds than the College. This points towards the fact that the University has a more important research function than the College. In contrast to the College, student fees play a more important role than third-party funds for the University. Overall, state allocation remains dominant for the College and the University of Malta.

Figure 3. Resources, academic personnel and total students enrolled by type of HEI, 2019

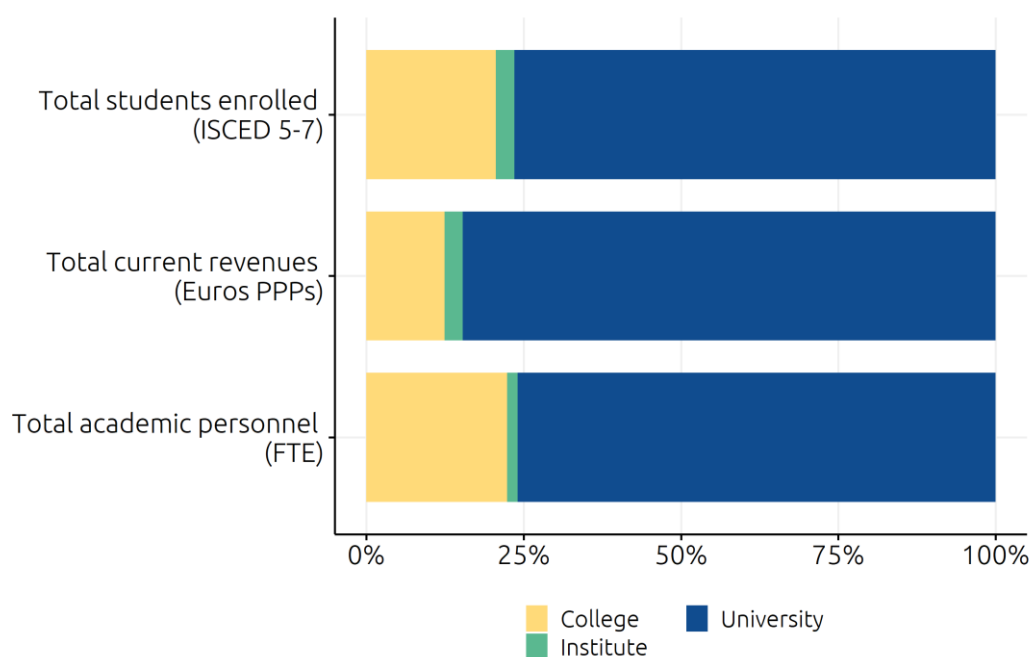
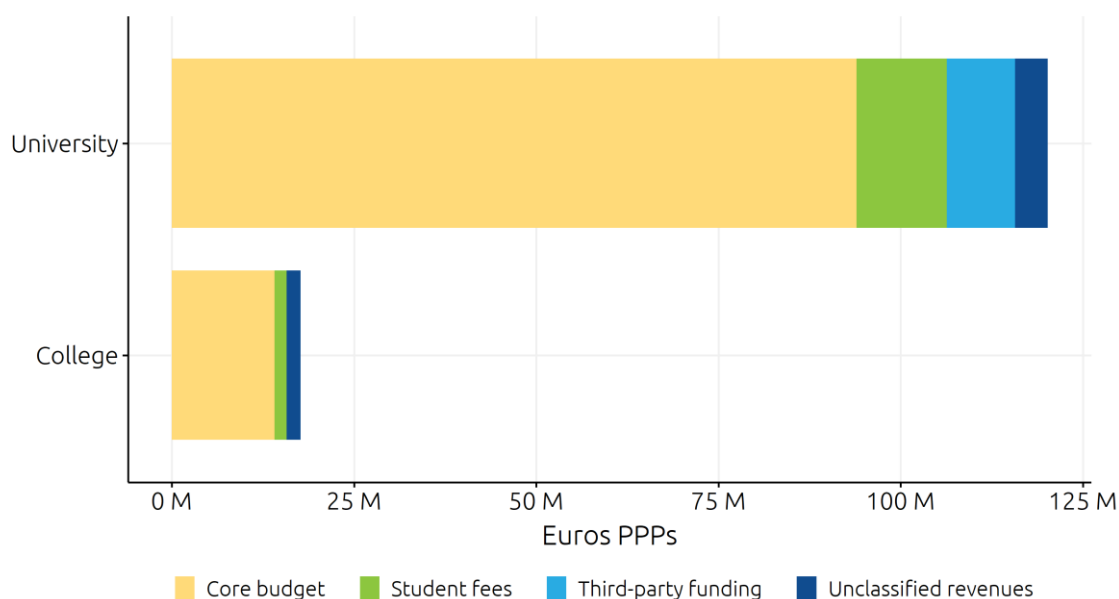


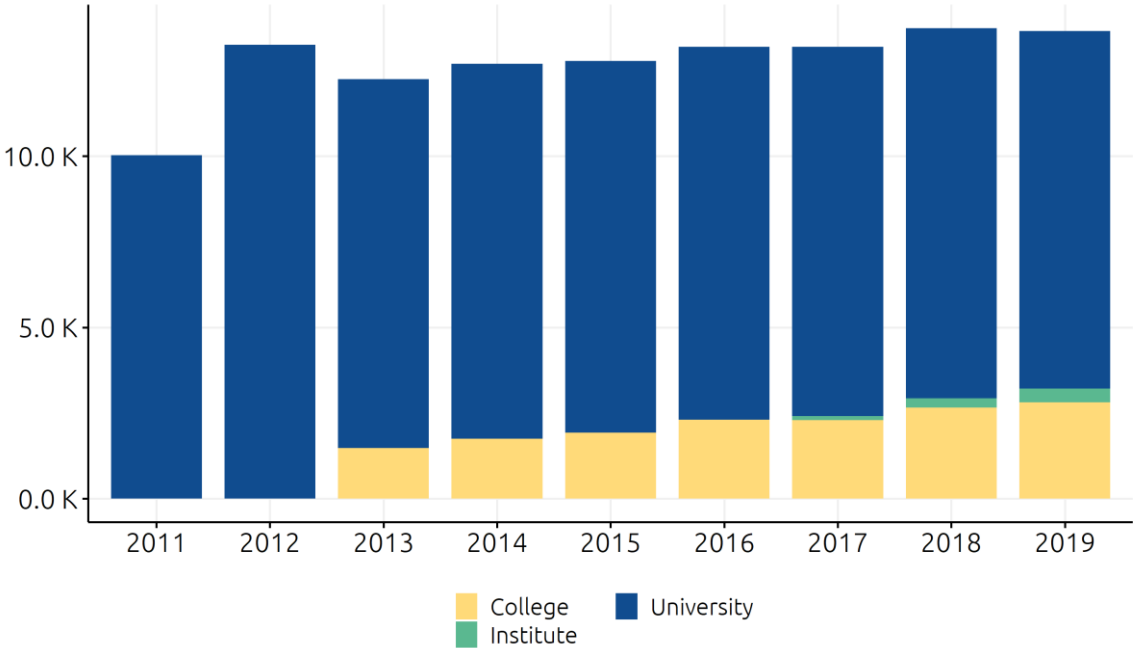
Figure 4. Composition of resources. University (Università) and College (Kullegg), 2019



Changing roles over time

Presented in Figure 5, data show a stable evolution of the overall number of enrolled students with a slight decrease from 2012 to 2013 and a slight increase in the following years until 2019. However, the evolution of the number of students differs by type of HEI. While the number of University students stayed relatively stable, only decreasing between the years 2018 and 2019, the number of College students and students attending Institutes increased steadily in the observed time period. It has to be noted that data for the number of students enrolled in Institutes is only available for the years 2017 until 2019 and data for Malta's College is only available from the year 2013 onwards.

Figure 5. Share of students enrolled by institutional type



Note: Data for Institutes is only available for 2017- 2019; data for Malta's College is only available for 2013-2019



twitter.com/eter_eu



www.eter-project.eu



eter@eter-project.eu



Università
della
Svizzera
italiana

JOANNEUM
RESEARCH
POLICIES



AUSTRIAN INSTITUTE
OF TECHNOLOGY

NIFU

Nordisk institutt for studier av
innovasjon, forskning og utdanning



SAPIENZA
UNIVERSITÀ DI ROMA