



Leonidas Pispiringas
OpenAIRE

OpenAIRE Monitor Institutional Dashboard

Ioanna Grypari, Ilaria Fava, Najko Jahn, Antonis Lempesis,
Natalia Manola, Dimitris Pierrakos, Leonidas Pispiringas

OpenAIRE Monitor

- On-demand Service built upon the OpenAIRE Research Graph
- Uses aggregated, deduplicated, enriched and cleaned data to:
 - perform data analysis
 - produce a well-rounded, and well-documented, set of indicators for research activities (projects, publications, datasets, software et al.)
- Steadily growing number of available financing programmes for research activities lead to the need to update and enhance the monitoring and evaluation
- Dashboards for Institutions, Funders, Research Initiatives



Why? Tailor-made monitoring, made easy



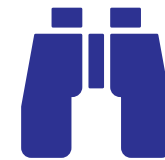
Monitor and evaluate research activities in a reliable and timely manner



Understand research funding pathways along key dimensions



Assess impact on the society



See what works and what not, reveal hidden potential



Implement good practices



Showcase your performance

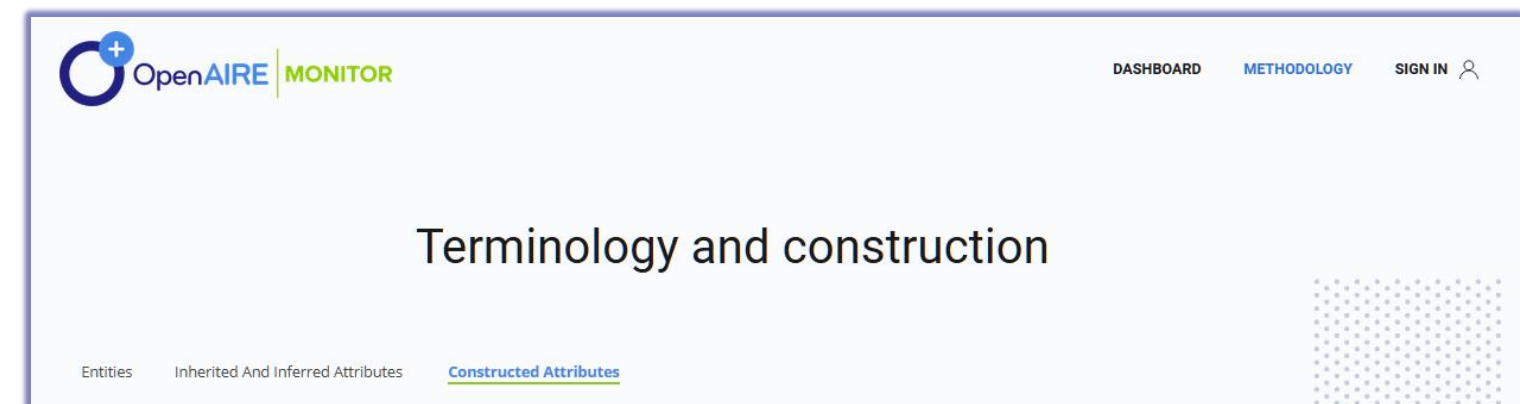


Turn data into insights → evidence-based decision-making

monitoring | decision-making
analysis
story-telling | reporting

How? It's all about open data

- Built on the OpenAIRE Research Graph
Linked scholarly information from open initiatives around the world.
Beyond publications.
- Based on Open Science principles
Open data sources, Open APIs.
- Relevance for the institution
Indicators development & visualizations to meet institutional requirements.







What? Indicators

INDICATOR THEMES

Currently Covered ✓

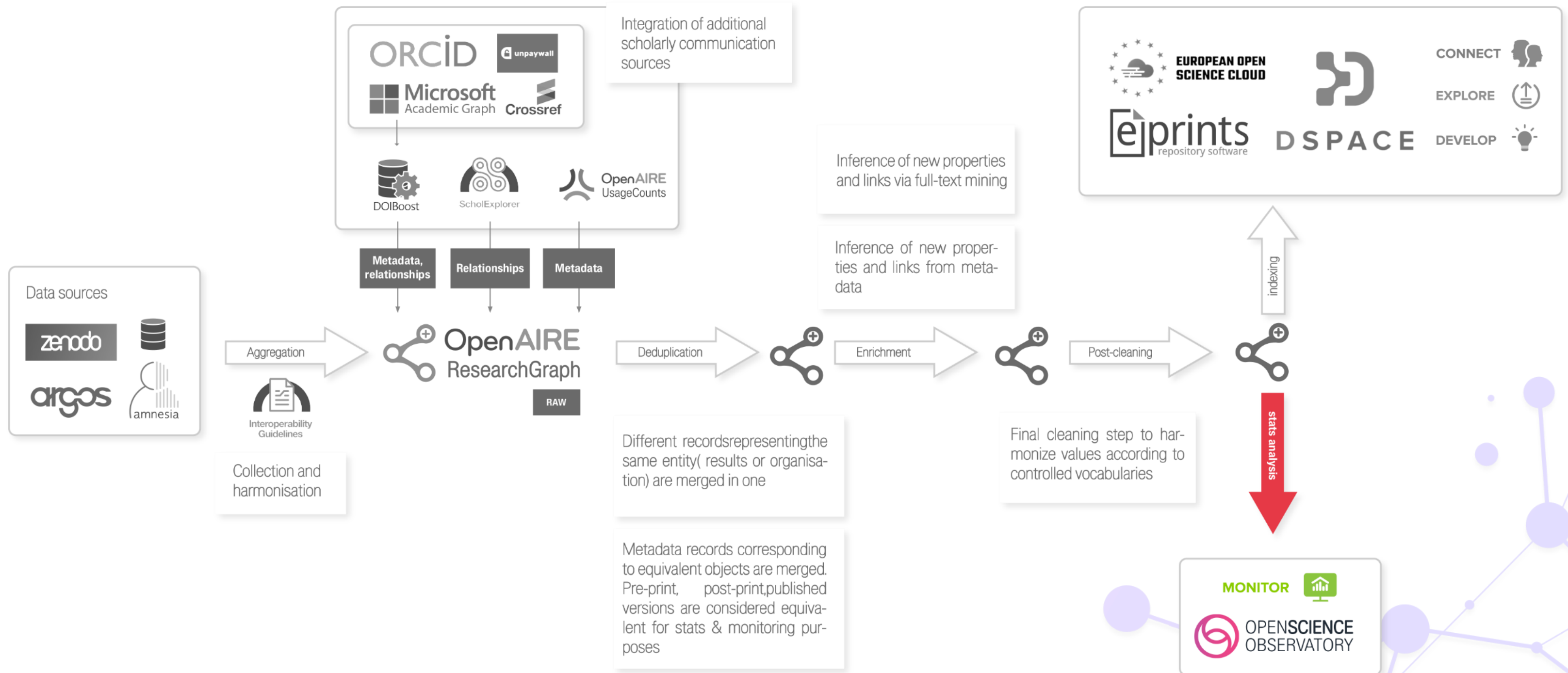
-  **Funding**
 - Grants/Projects
-  **Research Output**
 - Publications, Datasets, Software, Other Research Products
-  **Open Science**
 - FAIRness
 - Access Rights, Open Access Routes
 - Article Processing Charges
 - Journal Business Models - e.g., transformative
-  **Networks & Collaborations**
 - Via Project Participations
-  **Impact**
 - Reach & Frequency

Roadmap P.→P

-  On-going improvements on current indicators, co-designed with institutions
-  Plan S Compliance
-  UN Sustainable Development Goals
-  **Fields of Science**
OECD disciplines/FORD classification scheme as developed within the framework of the Frascati Manual

Indicators Team
Ioanna Grypari (ARC)
Najko Jahn
(UGöttingen)
Dimitris Pierrakos
(ARC)
Leonidas Pispiringas
(OpenAIRE)

What? The data behind the indicators 1/2



What? The data behind the indicators 2/2

- Importance of organization disambiguation for reliable and consistent indicators



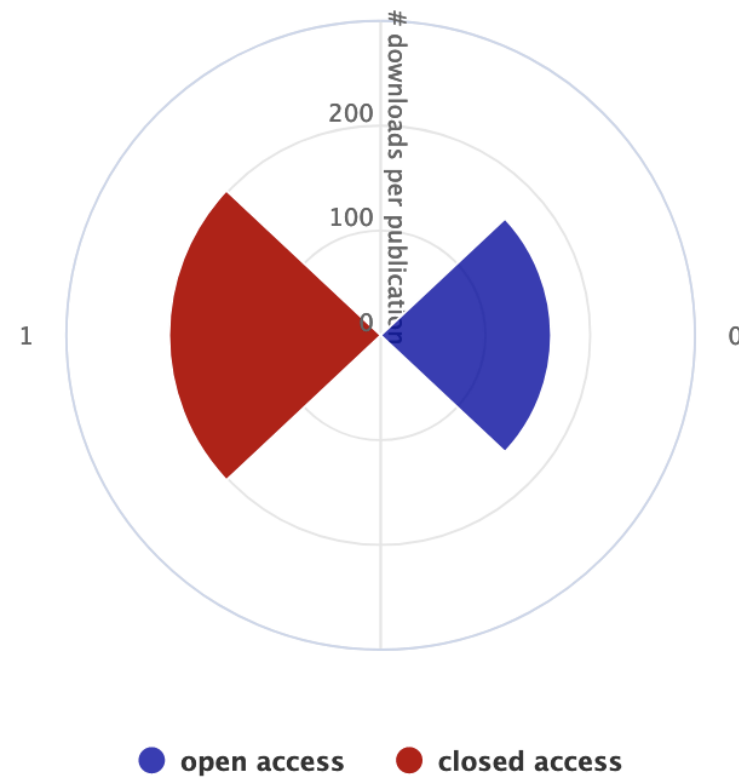
- de-duplicate organizations (multiple names)
- identify parent-child relationship (departments/schools, etc.)

Benefits

- Get a complete picture
 - Track and discover your organization's research outputs.
 - Use the OpenAIRE Research Graph to get a 360o view of your publications-data-code.
- Monitor Open Science Compliance
 - Work with Open Science expert community for open and transparent metrics.
 - Discover Open Science trends for your organization and see how you fare in EOSC.
- Turn research results to insights
 - Understand your community.
 - Measure impact, discover trends, connections and collaborations to improve and optimize your future actions.

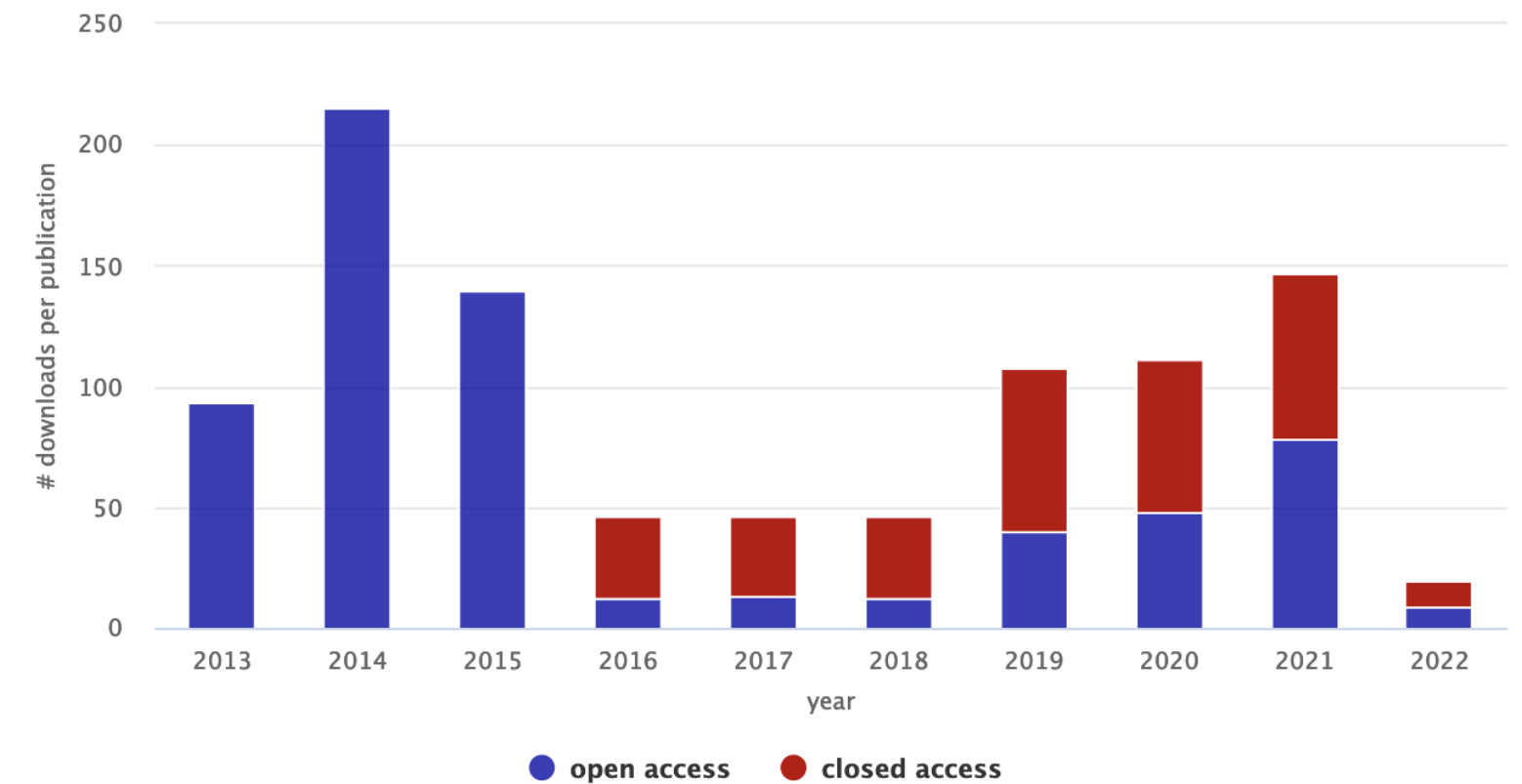
Downloads per Publication by Access Rights

open access vs. closed access publications that have been found open in repositories



Downloads per Publication by Access Rights

open access vs. closed access publications that have been found open in repositories, over time (by year of download)




Open Repositories

- Key role in building the institutional dashboards
- For the OpenAIRE Research Graph:
 - Major providers among the scholarly communication sources
 - Main providers for their institutions

OpenAIRE Monitor Institutional

Dashboard

- OpenAIRE helps you measure the impact of research activities, beyond the end of the project life-cycle.
- Work together with us to construct indicators that suit your needs and to view, understand and visualize research statistics and to improve data quality.
- Location
 - <https://www.openaire.eu>
 - <https://monitor.openaire.eu>
- Helpdesk
 - <https://www.openaire.eu/support/helpdesk>



Thank you!



NEWS

Leonidas Pispiringas

[leonidas.pispiringas@openaire](mailto:leonidas.pispiringas@openaire.eu)