

E-LENDING IN EUROPE

The logo for EBLIDA features the word "EBLIDA" in white, bold, uppercase letters on a dark blue background. To the right of the text is a stylized graphic composed of several overlapping, curved, trapezoidal shapes in green, red, orange, and light blue. In the bottom right corner of the blue area, the text "eblida.org" is written in a smaller, white font.

EBLIDA

Giuseppe Vitiello
g.vitiello@eblida.org

Public Libraries | Research Libraries

Self-employed authors

*Publishers select, format and distribute
at their own personal risk*

Commercial / non-commercial value chain

Plurality of SME actors




Researchers



Publishers format and distribute

Libraries are only customers

Oligopoly of scholarly publishers

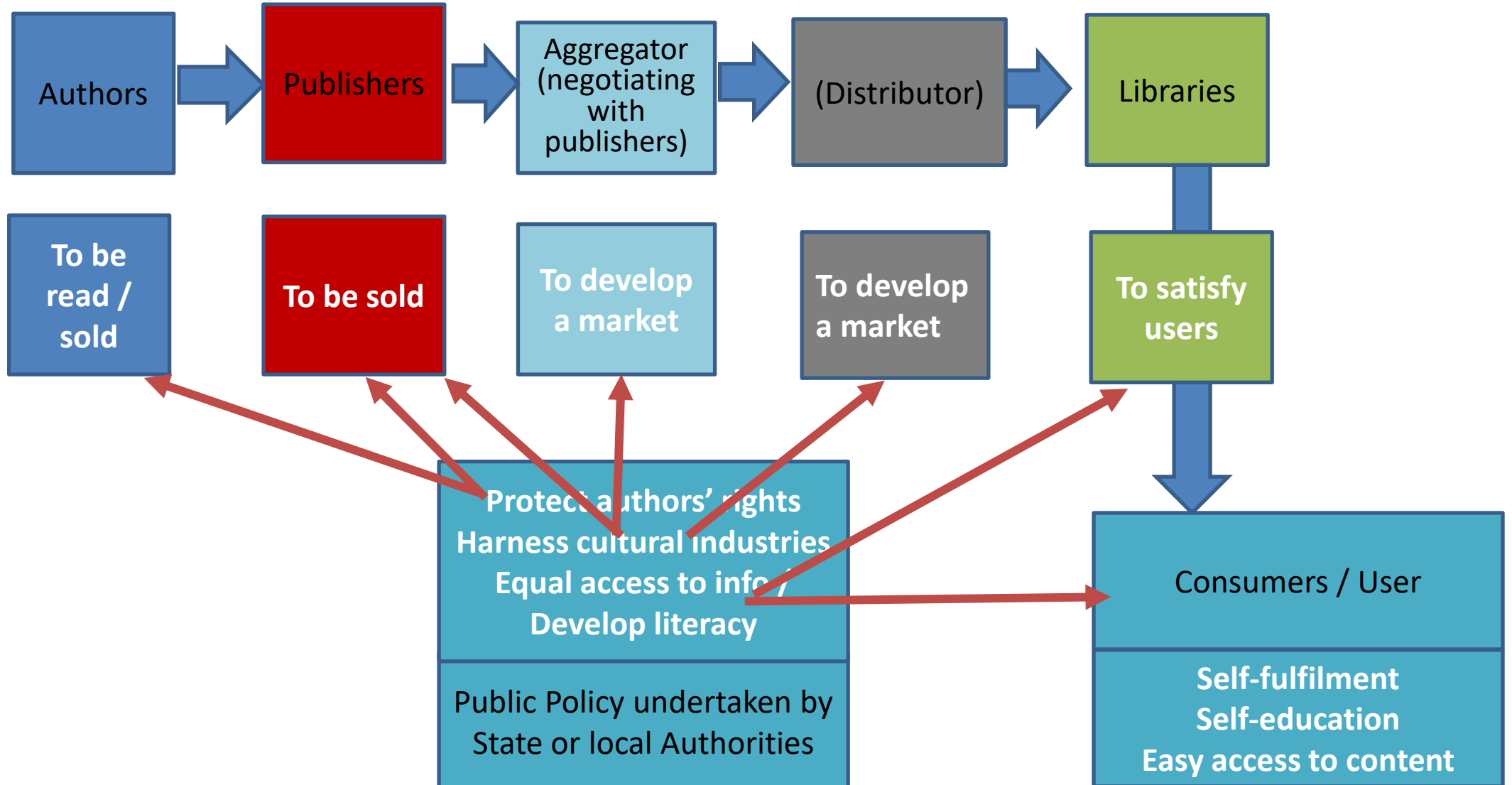


E-lending in Europe





Libraries striving towards an equitable society





Aggregators



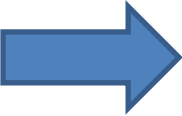
Public Powers

Consumers / User



Aggregators

Authors



Publisher / Aggregator




Libraries



Public Powers

Consumers / User



E-lending Models

One copy – Two(Multi)-user
model

Pay per loan

License

One copy – One user model



1st Overview of e-lending in Public Libraries

Source: EBLIDA

Country	(1) E-lending Transactions	Population	E-lending/ inhabitant	Book loans (2019) (2)	Lending / Inhabitant	Technological literacy (3)
Denmark (2021)	7 422 102	5 828 022	1.2	24,4 Ml	4.2	70
France (2020)	1 M	65 526 762	0.01	280 Ml	4.2	57
Germany (2020)	30,2 M	84 254 408	0.35	274 Ml	3.2	70
Greece (2020)	23 919	10 353 203	0.002	?	?	51
Italy (2021)	1 474 013	60 461 826	0.02	45,4 Ml	0.7	42
Latvia (2021)	39 346	1 866 934	0.02	11 Ml	5.8	43
Norway (2020)	1 420 745	5 495 680	0.2	12,2 Ml	2.2	83
Romania (2021)	NA	19 012 351	NA	34,2 Ml	1.7	31
Spain (2020)	3 746 853	46 786 580	0.08	51 Ml	1.1	57



Sustainable copyright

Publishers' argumentation:
the e-lending market for libraries cannibalises
the consumers' market

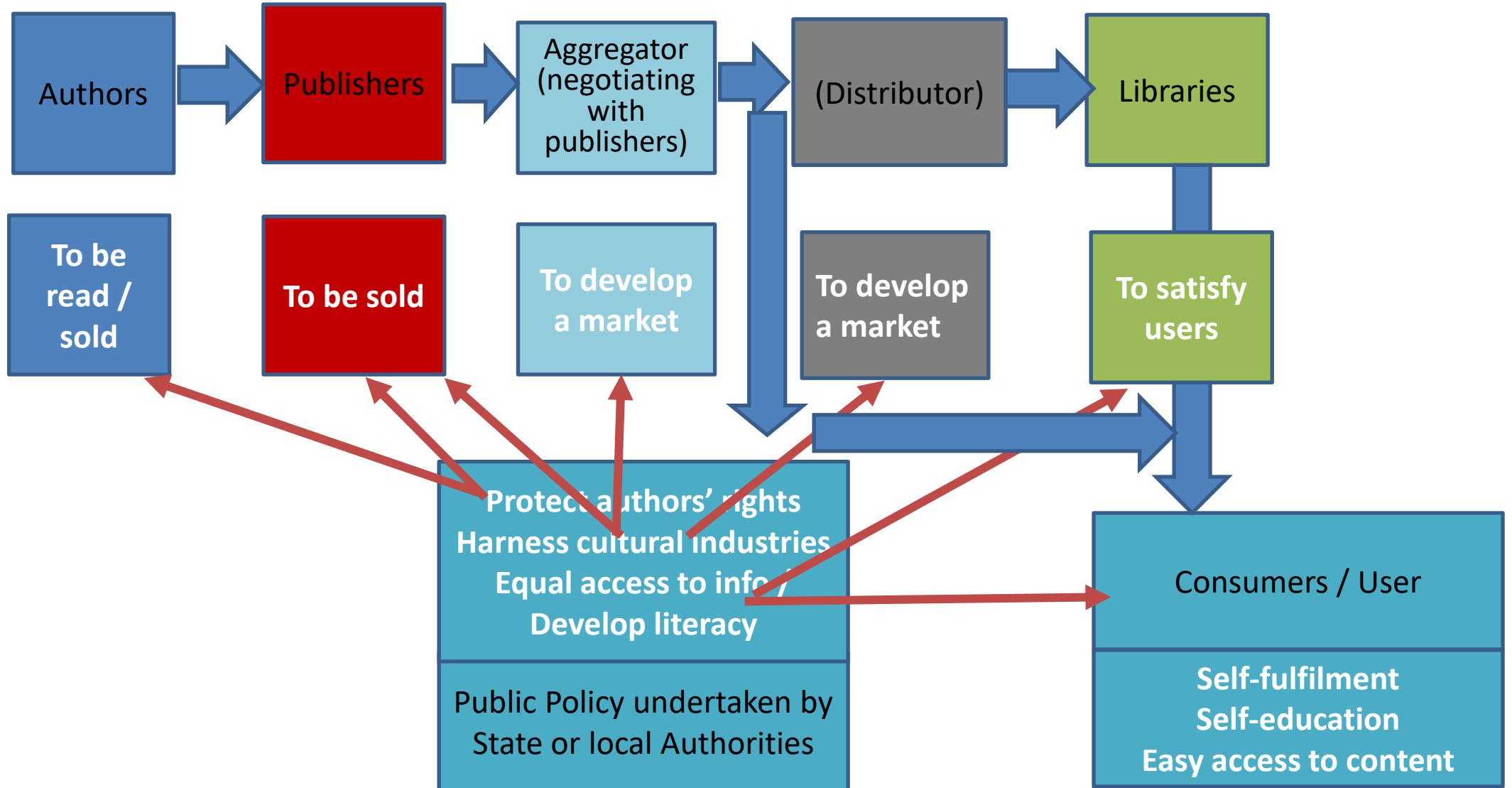


1st Eur Overview of e-lending in Public Libraries

Country	(1) E-lending Transactions	Population	E-lending/ inhabitant	Book loans (2019) (2)	Lending / Inhabitant	Technological literacy (3)
Denmark (2021)	7 422 102	5 828 022	1.2	24,4 Ml	4.2	70
France (2020)	1 M	65 526 762	0.01	280 Ml	4.2	57
Germany (2020)	30,2 M	84 254 408	0.35	274 Ml	3.2	70
Greece (2020)	23 919	10 353 203	0.002	?	?	51
Italy (2021)	1 474 013	60 461 826	0.02	45,4 Ml	0.7	42
Latvia (2021)	39 346	1 866 934	0.02	11 Ml	5.8	43
Norway (2020)	1 420 745	5 495 680	0.2	12,2 Ml	2.2	83
Romania (2021)	NA	19 012 351	NA	34,2 Ml	1.7	31
Spain (2020)	3 746 853	46 786 580	0.08	51 Ml	1.1	57




Libraries striving towards an equitable society





Aggregators




Public Powers

Consumers / User



Sustainable copyright

Provision of public funding as a transparent process



Account Number
007 000 9999 54321

Setra Systems
159 Swason Road
Boxborough MA 01719

Please Pay By
Dec. 31st 2016

Please Pay Amount
\$270.00

Amount Enclosed

Service Provided To:
Setra Systems
159 Swason Road
Boxborough MA 01719

Electric Bill Summary

Account Number: XXXX XXX XXXX

Please Pay By:	Please Pay Amount
December 31st 2016	\$270.00

1 Current Bill Date	Next Meter Read Date
November 21st 2016	January 11, 2017

Highlights From This Month's Billing Period

Amount of Last Bill	\$524.11
Payment (Thank You)	-\$524.11
Previous Balance	\$00.00
Adjustments	\$00.00
Delivery Charges Total	\$120.00
Generation Charges	\$150.00
Total Charges for Electricity	\$270.00
Please Pay Amount	\$270.00

At Setra Systems we are ready for (enter new mission statement)

Sign-up for email updates or subscribe to our blog for weekly information on critical environments, energy management, HVAC, and industrial markets.

For more information visit the contact us page at setra.com

www.setra.com
1-800-SETRA

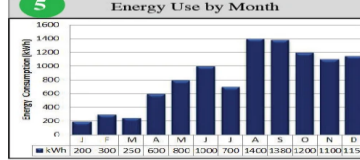
3 Electric Bill Comparison

	Current Month	Last Month	Last Year
Electric Charges	\$270.00	\$524.11	\$305.10
Total Electricity Use (kWh)	1000	3083	2034
Delivery Charges (per kWh)	\$0.12	\$0.10	\$0.05
Cost to deliver electricity to your home			
Delivery Charges Total	\$120.00	\$308.30	\$101.70
Generation Charges (per kWh)	\$0.15	\$0.07	\$0.10
Cost to produce electricity			
Generation Total	\$150.00	\$215.81	\$203.40

4 Bill Analysis

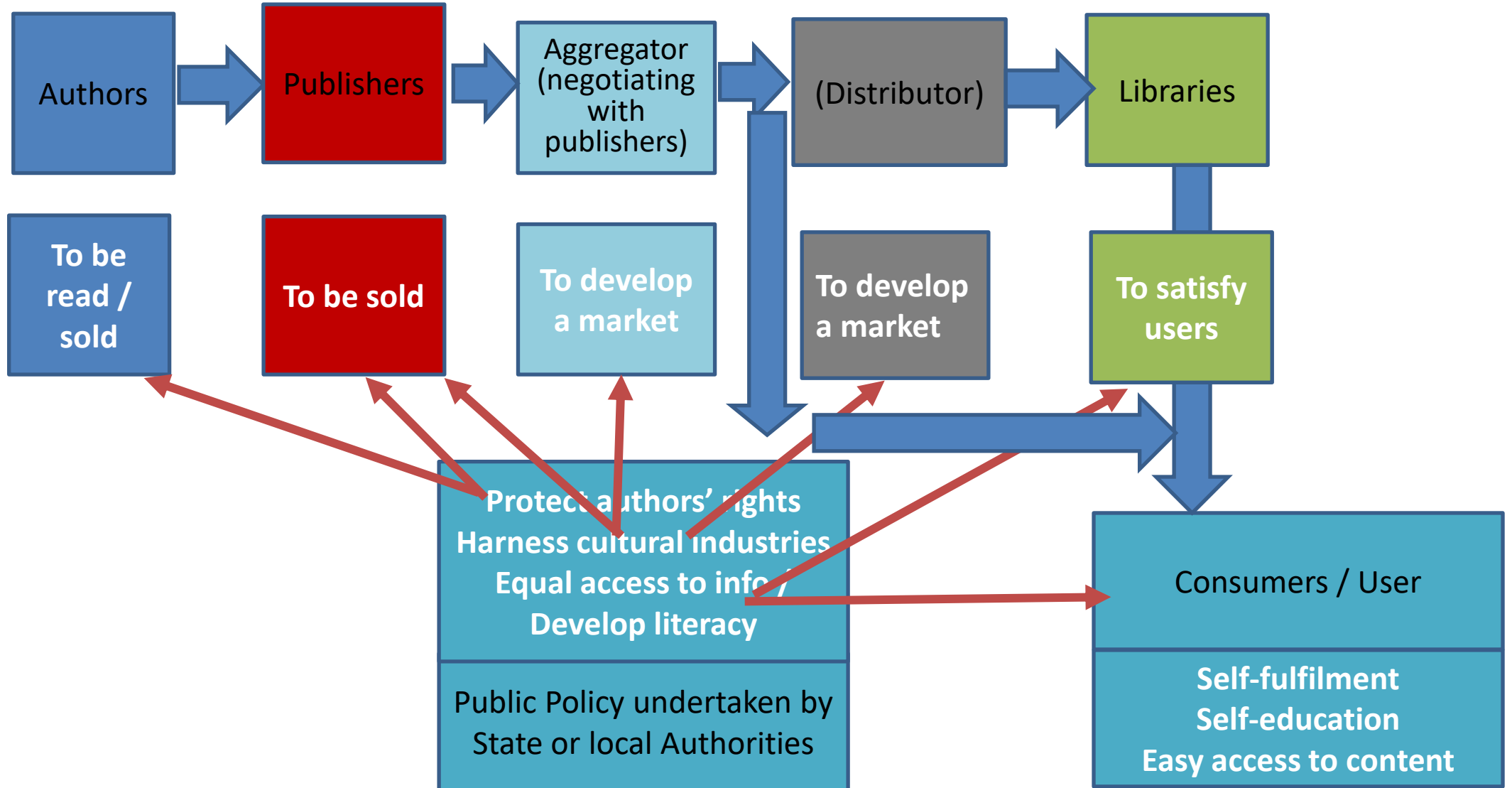
	Current Month	Last Month	Last Year
Billing Days	31	30	30
Avg. Day Electricity Use (kWh)	32.2	102.7	67.8
Avg. Daily Temp (degrees)	60	70	63


5 Energy Use by Month






Libraries striving towards an equitable society





The way ahead – In Length





The way ahead – In Width

The role of Aggregators

The role of Public Lending Rights

Licensing models

The role of public authorities (national and local)

The respective roles of publishers and libraries



The way ahead – In Depth

What advocacy to develop?
Is the E_lending exclusively a
model issue?
Is the One copy – One User
model ideal?



Sustainable copyright

Legal experts have so far interpreted
the world of e-lending

The point, however, is to change it

Thank you for your attention!

Giuseppe Vitiello
EBLIDA Director
eblida@eblida.org

