

A new species and new records of *Solanum* (Solanaceae) from Colombia

Juan David Tovar^{1,2}, Leandro Lacerda Giacomini^{1,2,3}

1 Programa de Pós-Graduação em Botânica, Instituto Nacional de Pesquisas da Amazônia, Av. André Araújo, 2936, Manaus, AM, 69060-001, Brazil **2** Programa de Pós-Graduação em Biodiversidade, Universidade Federal do Oeste do Pará, Rua Vera Paz, sn, Santarém, PA, 68040-255, Brazil **3** Departamento de Sistemática e Ecologia, Centro de Ciências Exatas e da Natureza, Universidade Federal da Paraíba, Cidade Universitária, João Pessoa, PB, 58051-090, Brazil

Corresponding author: Juan David Tovar (judato89@gmail.com)

Academic editor: Sandy Knapp | Received 3 December 2021 | Accepted 26 March 2022 | Published 9 May 2022

Citation: Tovar JD, Giacomini LL (2022) A new species and new records of *Solanum* (Solanaceae) from Colombia. *PhytoKeys* 195: 63–73. <https://doi.org/10.3897/phytokeys.195.78832>

Abstract

We describe a new species of the Geminata clade of *Solanum* from Colombia and provide new distributional records for two additional *Solanum* species, recorded here for the first time in Colombia. *Solanum bobsii* J.D. Tovar, **sp. nov.** is morphologically similar to *S. chlamydogynum* Bitter from Venezuela of the *Solanum sessile* species group (Geminata clade). These two species can be distinguished by trichome morphology, as well as colour and density of the indumentum. In addition, we report new range expansions into Colombia for two species: *S. tanysepalum* S.Knapp (Geminata clade) known previously only from Venezuela and *S. verecundum* M.Nee (Brevantherum clade) from Ecuador and Peru.

Resumen

Describimos una nueva especie del clado Geminata de *Solanum* de Colombia y proveemos nuevos datos de distribución para otras dos especies de *Solanum*, registradas aquí por primera vez en Colombia. *Solanum bobsii* J.D. Tovar, **sp. nov.** es morfológicamente similar con *S. chlamydogynum* Bitter de Venezuela del grupo de especies de *Solanum sessile* (Geminata clade). Estas dos especies se diferencian por el tipo de tricomas, color y densidad de su indumento. Además, reportamos nuevos registros de dos especies que expanden sus rangos de distribución a Colombia: *S. tanysepalum* S. Knapp (clado Geminata) conocida previamente solo de Venezuela y *S. verecundum* M. Nee (clado Brevantherum) de Ecuador y Perú.

Keywords

distribution, nightshades, *Solanum* clade Brevantherum, *Solanum* section *Geminata*, tropical Andes

Palabras clave

Andes tropicales, distribución, *Solanum* clado Brevantherum, *Solanum* sección *Geminata*

Introduction

Solanum L., with ca. 1,250 species, is the largest genus in the Solanaceae and one of the 10 most species-rich genera of flowering plants (Frodin 2004; Gagnon et al. 2022). The genus has a worldwide distribution with a centre of diversity in South America concentrated in the Andes (Knapp 2002a). A total of 164 species, with 10 of them endemic, are found in Colombia alone, where *Solanum* species occur in all biogeographic regions of the country, from sea level to 4,200 m in elevation (Orozco et al. 2015).

Molecular studies have divided *Solanum* into 12 major clades (Bohs 2005; Weese and Bohs 2007; Särkinen et al. 2013; Gagnon et al. 2022) that have redefined the infrageneric classification of the genus and are being used as informal infrageneric groups in *Solanum*. The Brevantherum and Geminata clades are among the largest of the non-spiny neotropical clades of *Solanum* with ca. 100 and 150 species, respectively (Knapp 2008; Giacomini 2015). The two clades have similar distributions with centres of diversity and endemism in the Atlantic Forest of Brazil and the tropical Andes (see Knapp et al. 2015; Giacomini 2015). Both clades are unarmed and woody (shrubs or trees) but differ in their trichome type and inflorescence position and morphology. Species of the Brevantherum clade have mostly stout and highly branched inflorescences positioned in branch forks (i.e. terminal inflorescences in dichasially branching stems) and most species have stellate trichomes (Giacomini 2015). Members of the Geminata clade, in contrast, all lack stellate trichomes and have mostly monochasial branching with inflorescences that are leaf-opposed or rarely terminal or internodal (Knapp 2008; Knapp et al. 2015).

Here we describe a new species for the Geminata clade and provide new records of two species from the Brevantherum and Geminata clades of *Solanum* for Colombia with field photos. These discoveries were made during herbarium and fieldwork conducted for a broader phylogenetic study of the Geminata clade. The discovery of the new species from the Geminata clade is not surprising considering members of this clade have an intricate taxonomy due to similar morphology (Knapp 2008) and are often poorly known because they occur in forest understorey habitats, where they are often inconspicuous, locally rare and rarely collected (Knapp et al. 2015). In fact, most undetermined specimens of *Solanum* in tropical herbaria are from the Geminata clade and it is, hence, not surprising that a new species was found during our study of the clade in Colombia.

Methods

We examined specimens from the FAUC, HUA, HUQ and JBB Herbaria (acronyms from Index Herbariorum; <http://sweetgum.nybg.org/science/ih>). For the new species

here described, duplicates of paratypes are still awaiting distribution to other countries. Descriptions are based on field observations and herbarium specimens. Preliminary conservation status assessments were done using the IUCN Red List Categories and Criteria (IUCN 2017), based on extent of occurrence (EOO) and area of occupancy (AOO) calculated with the GeoCat tool (www.geocat.kew.org; Bachman et al. 2011). For the AOO calculation, a cell size of 2 km² was used. The morphological cluster species concept of Mallet (1995) was used in defining a species.

Taxonomic treatment

Solanum bobsii J.D. Tovar, sp. nov.

urn:lsid:ipni.org:names:77297478-1

Figs 1 and 2

Diagnosis. Like *Solanum chlamydogynum* Bitter, but with a translucent indumentum of unbranched or, at most, furcate trichomes restricted to the veins of the leaves (vs. dendritic, more abundant and ochraceous in *S. chlamydogynum*), cucullate calyx lobes (vs. non-cucullate in *S. chlamydogynum*) and glabrous ovaries (vs. densely pubescent in *S. chlamydogynum*).

Type. COLOMBIA. Risaralda: Municipio de Pereira, Parque Regional Natural Ucumari, sector el cedral, 4°42'16"N, 75°32'20"W, 2100 m elev., 15 Nov 2020 (fl, fr), J.D. Tovar & A.F. Bohorquez 484 (holotype: FAUC [FAUC36396]; isotypes: COL, FMB, HUA).

Description. Shrubs or small trees, 2–7 m tall; stems winged, greenish-brown when young, turning brown with age, young stems pubescent with translucent simple or furcate 4–8-cellular trichomes. Sympodial units difoliate and geminate, leaves ovate to obovate, glabrous adaxially or with translucent trichomes along the mid-rib and secondary veins like those on stem, abaxially pubescent with trichomes in the mid-rib and along the secondary and tertiary veins; major leaves 18–35 (45) × 12–16 cm, with 12–15 pairs of main lateral veins, these often strongly parallel, the apex acute, base oblique and decurrent on to petiole; petioles 1–2 cm long, pubescent with translucent trichomes, like those on stem; minor leaves differing only in size, not in shape, 8–9.5 × 4–5 cm, with 6–9 pairs of main lateral veins, adaxially and abaxially pubescent along the mid-rib and main lateral veins like those on stem, the apex acute or rounded, base oblique and decurrent on to petiole; petiole 0.5–0.7 cm long, pubescent with translucent trichomes, like those on stem. Inflorescences leaf-opposed, forked and erect, 20–50 flowered, peduncles 1.5–2.5 cm, with unbranched and uniseriate trichomes, like those on stem, pedicel scars densely spaced, not overlapping, pedicels 0.5–1 cm long, deflexed, thickened at the apex and purple in live plants. Buds globose, with the corolla strongly exerted from the calyx tube prior to anthesis. Flowers 5–6-merous, all perfect; calyx tube cyathiform, 2–3 mm long, the lobes deltoid abruptly reduced and hooded at the apex, 1.5–2 × 1.8–2.2 mm, abaxially glabrous or densely pubescent with trichomes like those of the young stem and with a tuft of hairs at apex; corolla



Figure 1. *Solanum bohsii* J.D. Tovar **A** plant habit **B** flowers and buds **C** infructescence **D** sympodial units.

1.5–2 cm in diameter, white, fleshy, lobed ca. $\frac{3}{4}$ of the way to the base, the lobes 0.7–0.9 × 3–4 mm spreading or deflexed at anthesis, glabrous and cucullate at the tips; anthers 4–6 × 1.2–1.7 mm, poricidal at the tips, sagittate at the base; free portion of the filaments 0.2–1.2 mm long; ovary glabrous; style 0.5–0.7 mm long, terete, glabrous, stigma capitate, light green in live plants. Fruit a globose green berry, 1–1.2 cm in diameter, glabrescent or with a few scattered trichomes like those on stem and an apical scar, green at maturity; fruiting pedicels 1.5–2 cm long, erect, woody and somewhat rugose, distally enlarged, the calyx constricted and with lobes woody in fruit. Seeds ca. 80 per fruit, 2.5–3.5 × 2–2.5 mm, flattened-reniform, greyish when dry, the margins incrassate, the surfaces minutely pitted. Chromosome number not known.

Distribution and ecology. *Solanum bohsii* is known only from three localities in the western slopes of the central Andean cordillera in Colombia in the Departments of Caldas, Quindio and Risaralda (Fig. 3) where it inhabits secondary forest edges between 1,900–2,300 m elevation, forming groups of up to 10 individuals.



Figure 2. Holotype of *Solanum bobsii* J.D. Tovar [J.D. Tovar & A.F. Bohórquez 484 (FAUC 36396)].

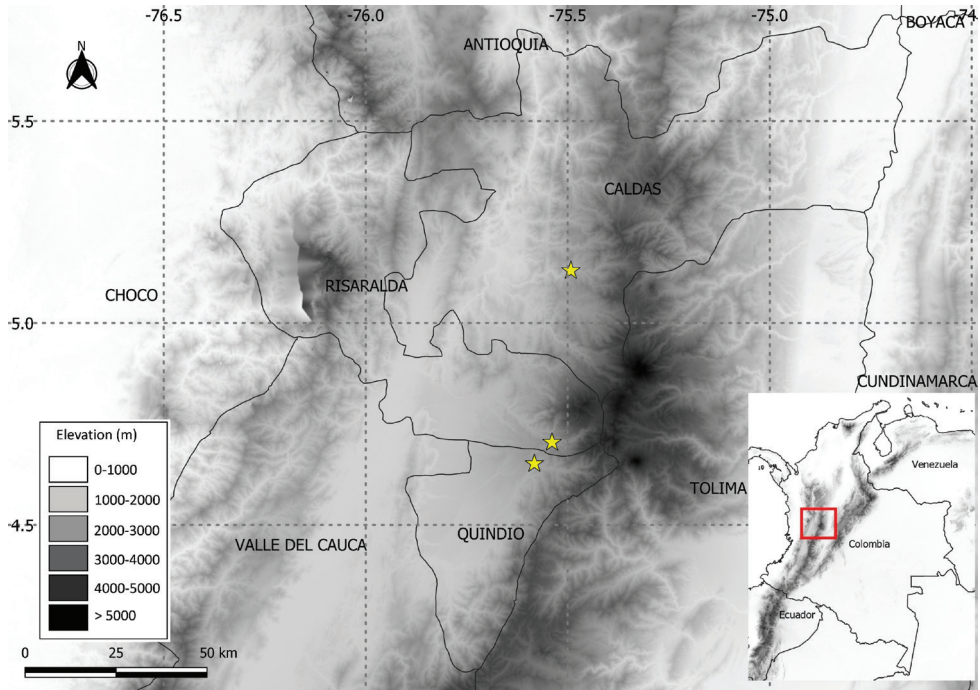


Figure 3. Distribution of *Solanum bohsii* J.D. Tovar (yellow stars).

Phenology. According to the collections studied, *S. bohsii* produces flowers and fruits throughout the year.

Etymology. The specific epithet honours Lynn Bohs, an American botanist and expert in the Solanaceae family, who has made great contributions to the understanding of systematics and evolution of the genus *Solanum* over the last 30 years.

Preliminary conservation status. Endangered [EOO (100 km²) and AOO (12 km²)]. We assign *S. bohsii* a preliminary IUCN Red List status of endangered (EN), based on assessment criteria B2 a, b (i,ii,iv) (IUCN 2017).

Notes. According to its morphology, *S. bohsii* is a member of the *Solanum sessile* species group (sensu Knapp 1991; 2002b) with difoliate and geminate sympodial units, large leaves and large branched inflorescences and ovoid-reniform seeds. It is easily distinguished from the other species in the group by its large leaves up to 45 cm long and the secondary veins strongly parallel in mature leaves. *Solanum bohsii* is morphologically similar to *S. chlamydogynum* from Venezuela with which it shares the winged stems, the fleshy large flowers with cucullate lobes and the presence of trichomes in both leaf surfaces. However, trichomes of *S. bohsii* are simple or, at most, furcate, translucent and less abundant compared to *S. chlamydogynum* which has dendritic ochraceous trichomes. Furthermore, inflorescence peduncles are less pubescent in *S. bohsii*, while densely pubescent with ochraceous trichomes in *S. chlamydogynum*.

Solanum bobsii has distinctive mature fruits in dry material with a network-like pericarp, resembling the venation of leaves. From the other species in the *Solanum sessile* species group, it is easily recognised either by the pubescence, the winged stems, the large leaves or the large flowers with cucullate lobes (see Knapp 1991; 2002b).

Paratypes. COLOMBIA. Caldas: Municipio de Neira, antigua fábrica de cementos Caldas, 2,026 m elev., 7 Jul 2001 (fl, fr), Camilo Rivera, Andres Castellanos, C. Arbelaez & W. Acosta 8 (FAUC). **Quindío:** Municipio de Salento, bosque frente al molino, 1,900–2,000 m elev., 9 May 1997 (fl, fr), W. Vargas 3820 (HUQ). **Risaralda:** Municipio de Pereira, cerca de la entrada del Parque Regional Ucumari, 1,800 m elev., 10 Aug 2014 (fl, fr), J.D. Tovar 114 (JBB); Municipio de Pereira, Parque Regional Natural Ucumari, sector el cedral, 4°42'16"N, 75°32'20"W, 2,100 m elev., 15 Nov 2020 (fl), J.D. Tovar & A.F. Bohorquez 481 (FAUC); Municipio de Pereira, Parque Regional Natural Ucumari, sector el cedral, 4°42'16"N, 75°32'20"W, 2,100 m elev., 15 November 2020 (fl), J.D. Tovar & A.F. Bohorquez 482 (FAUC); Municipio de Pereira, Parque Regional Natural Ucumari, sector el cedral, 4°42'16"N, 75°32'20"W, 2,100 m elev., 15 Nov 2020 (fl, fr), J.D. Tovar & A.F. Bohorquez 483 (FAUC); Municipio de Pereira, Parque Regional Natural Ucumari, sector el cedral, 4°42'16"N, 75°32'20"W, 2,100 m elev., 15 Nov 2020 (fl), J.D. Tovar & A.F. Bohorquez 485 (FAUC); Municipio de Pereira, Parque Regional Natural Ucumari, sector el cedral, 4°42'16"N, 75°32'20"W, 2,100 m elev., 15 Nov 2020 (fr), J.D. Tovar & A.F. Bohorquez 486 (FAUC). Municipio de Pereira, Santuario de flora y fauna Otún Quimbaya, 12 Feb 2016 (fl, fr). A. Orejuela et al. 2630 (JBB); Municipio de Pereira, Reserva Natural Ucumari, La Pastora, camino a Ceylan, 5°06'47"N, 75°53'16"W, 2,300 m elev., 30 Jul 2006 (fl, fr), F.J. Roldan et al. 4010 (HUA); Municipio de Pereira, Valle del río Otún, Parque Regional Ucumari, El Cedral, 4°02'N, 79°31'W, 1,980–2,000 m elev., 20 Feb 1990 (fl, fr), T.B. Croat & M.P. Galeano 70797 (HUA, MO).

New records for *Solanum* in Colombia

Solanum tanysepalum S. Knapp, *Brittonia* 38: 284. 1986

Type. VENEZUELA. Aragua: Parque Nacional Henri Pittier, Portachuelo to Pico Periquito trail, W of Estación Biológica Rancho Grande, premontane to montane rainforest, 1,100–1,400 m elev., 10°21'N, 67°42'W, 22 Oct 1984, S. Knapp & J. Mallet 6856 (holotype: MY; isotypes: BH, F! photo, K!, MO! photo, NY! photo, US! photo, VEN).

Notes. *Solanum tanysepalum* (Fig. 4a) is a species previously known only from the Cordillera de la Costa in Venezuela in cloud forest from 1,000 to 1,700 m elevation. Our new records presented here extend the distribution to the departments of Huila and Magdalena in Colombia (Fig. 5). The species belongs to the *Solanum arboreum* species group in the Geminata clade and can be easily recognised by the long-acuminate calyx lobes that are persistent and somewhat woody in fruit (Knapp 2002a, b). More information and a complete description are available at: <https://solanaceaesource.myspecies.info/solanaceae/solanum-tanysepalum>.




Figure 4. New records of *Solanum* from Colombia **A** *Solanum tanysepalum* S.Knapp (upper left corner: detail of calyx lobes; Geminata clade) **B** *Solanum verecundum* M.Nee (Brevantherum clade).

Specimens examined. COLOMBIA. Huila: Municipio de La Plata, reserva natural Meremberg, bosques contiguos al cementerio familiar, 2°13'09.6"N, 76°06'39.9"W, 2,300 m elev., 15 May 2019 (fl, fr), *J.D. Tovar 446* (JBB); Municipio de La Plata, reserva natural Meremberg, bosques contiguos al cementerio familiar, 2°13'09.6"N, 76°06'39.9"W, 2300 m elev., 15 May 2019 (fl, fr), *J.D. Tovar 447* (JBB); Municipio de La Plata, reserva natural Meremberg, bosques contiguos al cementerio familiar, 2°13'09.6"N, 76°06'39.9"W, 2,300 m elev., 15 May 2019 (fl, fr), *J.D. Tovar 448* (JBB); Municipio de La Plata, reserva natural Meremberg, bosques contiguos al cementerio familiar, 2°13'09.6"N, 76°06'39.9"W, 2,300 m elev., 15 May 2019 (fl, fr), *J.D. Tovar 449* (JBB). **Magdalena:** Sierra nevada de Santa Marta, in forest N of finca Cecilia, quebrada Indiana, 10°59'N, 73°58'W, 1,820 m elev., 31 Aug 1972 (fr), *J.H. Kirkbride Jr.* 2021 (NY).

***Solanum verecundum* M.Nee, Kurtziana 28: 137, 2000.**

Type. ECUADOR. Sucumbios: El Salado, colecciones en el sendero a la finca del Sr.

Segundo Pacheco, 1,400 m elev., 13 October 1990, J. Jaramillo, E. Grijalva & M. Grijalva 13285 (holotype: QCA!; isotype: NY! [00381798]).

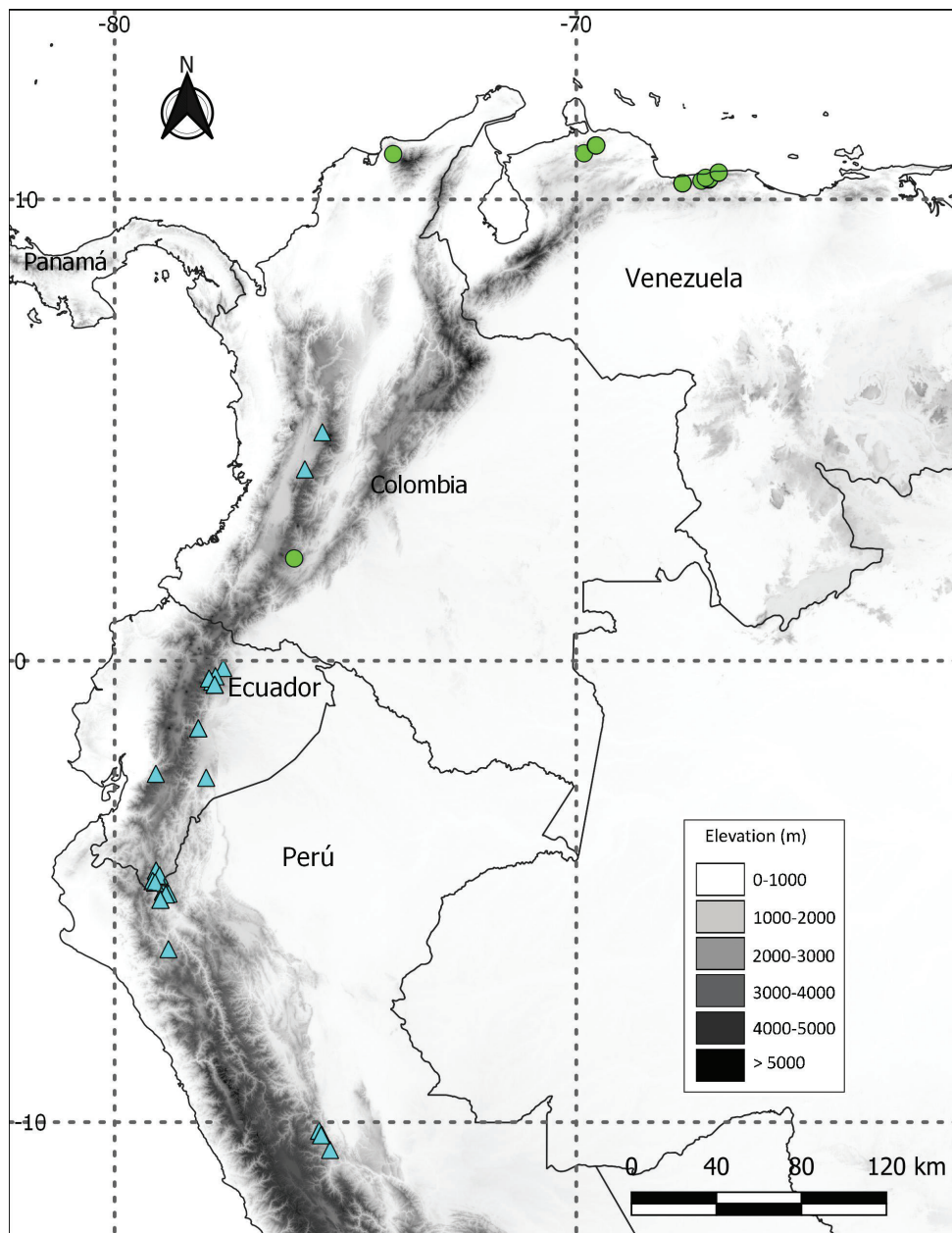


Figure 5. Distribution of *S. tanysepalum* S.Knapp (green circles) and *S. verecundum* M.Nee (cyan triangles).

Notes. *Solanum verecundum* (Fig. 4b) was previously known from montane forests in Peru and Ecuador (Giacomin 2015). Our new records presented here extend the distribution to Colombia to the Departments of Caldas, Quindio and Valle del Cauca (Fig. 5). The species belongs to the Brevantherum clade and is related to the species

traditionally included in section *Brevantherum* Seithe (Tovar et al. 2021). *Solanum verecundum* can be easily recognised by the membranaceous leaves, stellate-lepidote trichomes (with partially fused rays) in both leaf surfaces and puberulous orange-coloured fruits at full maturity. More information and a complete description are available at: <https://solanaceaesource.myspecies.info/solanaceae/solanum-verecundum>

Specimens examined. **COLOMBIA.** **Caldas:** Municipio de Villamaria, ruta del condor, carretera entre la Telaraña y La Guyana, 4°57'18.5"N, 75°30'03.3"W, 2,000 m elev., 29 Nov 2021 (fl,fr), *J.D. Tovar & M.A. Buitrago* 487 (FAUC). **Quindío:** Municipio de Génova, por la trocha que conduce a Pijao, camino al Cedral, 1,800 m elev., 11 Feb 2016 (fr), *A. Orejuela* et al. 2627 (JBB); Municipio de Génova, vereda La Esmeralda, borde de carretera, 1,750 m elev., 8 Jan 1993 (fr), *C.A. Lopez* 61 (HUQ). **Valle del Cauca:** Márgenes del río Bugalagrande, Calamar, 1,680 m elev., 28 Mar 1946 (fr), *J. Cuatrecasas* 20500 (F).

Acknowledgements

We thank Victor Hugo Grande, Mario Tovar and Andres Felipe Bohorquez for field assistance and the reviewers, as well as Sandy Knapp, for their valuable contributions to the manuscript. We also would like to thank the curators of the cited herbaria for allowing us to study material at each collection.

This work was supported by Coordenação de Aperfeiçoamento de Pessoal de Nível Superior (CAPES) and the Programa de Desenvolvimento da Pós-Graduação (PDPG) na Amazônia Legal as a PhD fellowship to JDT and by the International Association for Plant Taxonomy (student grant to JDT). LLG is funded by CNPq (427198/2016-0 and 422191/2021-3) and UFOPA/ICTA/Pipex 01/2021. Publication fees was supported by UFOPA/PROPPIT.

References

- Bachman S, Moat J, Hill A, de la Torre J, Scott B (2011) Supporting Red List threat assessments with GeoCAT: Geospatial conservation assessment tool. *ZooKeys* 150: 117–126. <https://doi.org/10.3897/zookeys.150.2109>
- Bohs L (2005) Major clades in *Solanum* based on *ndhF* sequence data. In: Keating RC, Hollowell VC, Croat TB (Eds) *A festschrift for William G. D'Arcy: the legacy of a taxonomist*. Monographs in Systematic Botany from the Missouri Botanical Garden, Vol. 104. Missouri Botanical Garden Press, St. Louis, 27–49.
- Frodin D (2004) History and concepts of big plant genera. *Taxon* 53(3): 753–776. <https://doi.org/10.2307/4135449>
- Gagnon E, Hilgenhof R, Orejuela A, McDonnell A, Sablok G, Aubriot X, Giacomini L, Gouvêa Y, Bragionis T, Stehmann JR, Bohs L, Dodsworth S, Martine C, Poczai P, Knapp S, Särkinen T (2022) Phylogenomic discordance suggests polytomies along the backbone of

- the large genus *Solanum* (Solanaceae). *American Journal of Botany* 109: 580–601. <https://doi.org/10.1002/ajb2.1827>
- Giacomin LL (2015) *Solanum* L. clado *Brevantherum* (Solanaceae): Sistemática e Diversidade. PhD Thesis. Universidade Federal de Minas Gerais, Brazil.
- IUCN (2017) Guidelines for Using the IUCN Red List Categories and Criteria. Version 13. Prepared by the Standards and Petitions Subcommittee. <http://www.iucnredlist.org/documents/RedListGuidelines.pdf> [accessed 01.12.2021]
- Knapp S (1991) A revision of the *Solanum sessile* species group (section *Geminata pro parte*: Solanaceae). *Journal of the Proceedings of the Linnean Society. Botany* 105: 179–210. <https://doi.org/10.1111/j.1095-8339.1991.tb00203.x>
- Knapp S (2002a) Assessing patterns of plant endemism in Neotropical uplands. *Botanical Review* 68(1): 22–37. [https://doi.org/10.1663/0006-8101\(2002\)068\[0022:APOPEI\]2.0.CO;2](https://doi.org/10.1663/0006-8101(2002)068[0022:APOPEI]2.0.CO;2)
- Knapp S (2002b) *Solanum* section *Geminata* (G. Don) Walpers (Solanaceae). *Flora Neotropica* 84: 1–405.
- Knapp S (2008) A revision of the *Solanum havanense* species group (section *Geminata* (G. Don) Walp. pro parte) and new taxonomic additions to the *Geminata* clade (*Solanum*, Solanaceae). *Annals of the Missouri Botanical Garden* 95: 405–458. <https://doi.org/10.3417/2006159>
- Knapp S, Stehmann JR, Giacomin LL (2015) New species, additions and a key to the Brazilian species of the *Geminata* clade of *Solanum* L. (Solanaceae) in Brazil. *PhytoKeys* 47: 1–48. <https://doi.org/10.3897/phytokeys.47.9076>
- Mallet J (1995) A species definition for the modern synthesis. *Trends in Ecology & Evolution* 10(7): 294–299. [https://doi.org/10.1016/0169-5347\(95\)90031-4](https://doi.org/10.1016/0169-5347(95)90031-4)
- Orozco CI, Alba A, Beltrán G, Orejuela A, Sarmiento Y, Vélez JM (2015) *Solanum*. In: Bernal R, Gradstein SR, Celis M (Eds) *Catálogo de plantas y líquenes de Colombia*. Instituto de Ciencias Naturales, Universidad Nacional de Colombia, Bogotá. <http://catalogoplantasdecolombia.unal.edu.co> [accessed 01.12.2021]
- Särkinen T, Bohs L, Olmstead RG, Knapp S (2013) A phylogenetic framework for evolutionary study of the nightshades (Solanaceae): A dated 1000-tip tree. *BMC Evolutionary Biology* 13(1): e214. <https://doi.org/10.1186/1471-2148-13-214>
- Tovar JD, André T, Wahlert G, Bohs L, Giacomin LL (2021) Phylogenetics and historical biogeography of *Solanum* section *Brevantherum* (Solanaceae). *Molecular Phylogenetics and Evolution* 162(6): e107195. <https://doi.org/10.1016/j.ympev.2021.107195>
- Weese T, Bohs L (2007) A three gene phylogeny of the genus *Solanum* (Solanaceae). *Systematic Botany* 33(2): 445–463. <https://doi.org/10.1600/036364407781179671>