



CODEN [USA]: IAJPBB

ISSN : 2349-7750

INDO AMERICAN JOURNAL OF PHARMACEUTICAL SCIENCES

SJIF Impact Factor: 7.187

Available online at: <http://www.iajps.com>

Research Article

THE CURRENT STATE OF SELF CITATION IN PLASTIC SURGERY JOURNALS AND THUS THEIR IMPACT ON THE JOURNALS' IMPACT FACTORS

¹Dr Abdul Quddus, ²Dr Maimoona Sajjad, ³Dr Ridda Amin

¹B-118892-p

²PMC No B 7542-B

³CNIC No 6110123832606

Article Received: March 2022

Accepted: March 2022

Published: April 2022

Abstract:

Aim: Self-citation may skew journal rankings based on the impact factor. The goal of our current review is to look at current point of self-citation in plastic surgery publications and how it affects Impact Factors of such journals.

Methods: The Journal Citation Report VR was used to examine the IF, IF deprived of self-citations, self-cited rate, in addition self-citing rate for 17 cosmetic surgery journals from 2021 to 2012. The relationships between Impact Factor and self-cited rate have been reviewed in this chapter. Furthermore, in 2015, Plastic and Reconstructive Surgery remained evaluated to 18 peer reviewed journals from different medical specialties.

Results: The self-cited rate (R: 0.596, p140.002) and self-cited rate (R: 0.827, p0.002) were both substantially linked with IF. Plastic and Reconstructive Surgery had a higher self-citation rate in 2018 than highest papers from additional surgical disciplines. The Impact Factors of Microsurgery also Journal of Cranio-Maxillo-Facial Surgery have grown significantly in current years, although this is due to high self-citation and self-citation rates.

Conclusion: The degree of self has a beneficial effect on Impact Factor in plastic surgery publications. Some publications' high proportion of self-citation may mislead the ranking amongst plastic surgery papers in over-all.

Keywords: self-citation, plastic surgery publications, impact factors.

Corresponding Author:

Dr. Abdul Quddus,

B-118892-p

QR code



Please cite this article in press Abdul Quddus et al, *The Current State Of Self Citation In Plastic Surgery Journals And Thus Their Impact On The Journals' Impact Factors.*, Indo Am. J. P. Sci, 2022; 09(04)

INTRODUCTION:

The impact factor is regarded as an important centimetric measure of the journal's worth. The impact factor of the journal is average sum of citations received per piece submitted in past three years [1]. Due to the obvious possible bias involved in the computing procedure, IF has already been challenged. The most important issue is journal self-citation, since the IF of the journal may be influenced by expanding the amount of personality [2]. The association among self-citation rate and journal IF was documented in a variety of medical professions, with anesthesia, orthopedics, internal medicine, otolaryngology, and ophthalmologist [3]. To the state of the art, no such association has already been recorded in the domain of reconstructive surgery. Microsurgery might have been removed from the JCR in 2019 due to an unusual quotation template. In 2018, the journal's claimed personality rate topped 54%. This announcement caused quite a stir in the educational area of cosmetic and rehabilitative surgery [4]. The goal of our current review is to look at current state of self-citation in plastic surgery journals in addition how it affects the IFs of such journals [5].

METHODOLOGY:

Author consciousness, journal identity, institutional personality, and publication self-citation are all examples of self-citation at various stages of the online submission. For the sake of this research, the term "self-citation" will exclusively relate to journal conscience. The JCR 2020 was used to choose 13 peer-reviewed publications in field of plastic and reconstructive operations. From 2019 to 2021, each journal's JCR study has been examined, and the process measures have been obtained for every year: total journals utilized to analyze Impact Factor, total citations applied to calculate Impact Factor (sum of cases caused from each journal), total text refers (quantity of citations given according to every journal), self-citations then utilized and calculate Impact Factor, and rectified Impact Factor (Impact Factor deprived of self-citations). Furthermore, high IF publications in other medical subspecialties have been chosen randomly from the JCR 2020, which include Annals of Surgery, Journal of the American College of Surgeons, Journal of Surgical Oncology, American Journal of Transplantation, Journal of Thoracic Surgery, Publication of Vascular Surgery, Journal of Bone in addition Joint Surgery-American Volume, Head and Neck, Fluoroscope, Journal of Pediatric Surgery, Journal of Neurosurgery, Nephrology For some of these 19 journals, variables such as self-citation rate, self-citation rate, the IF, and the adjusted Impact Factor were obtained and

computed. Those metrics have been related to PRS characteristics in 2021. SPSS Statistics 24 (IBM, Armonk, NY) was used for data analysis. The Spearman rank correlation coefficient had been used to examine the relationships between the IF and self-citation rate in 13 plastic surgery publications. p values less than 0.06 were measured as very important.

RESULTS:

Table 1 summarizes the characteristics of 13 plastic surgery journals, along with Impact Factor, adjusted Impact Factor, self-citation rate, and self-citation rate. Microsurgery characteristics remained missing in 2018, ASJ earlier 2019, and JPSHS earlier 2020. Microsurgery remained removed from JCR in 2018; ASJ was removed from JCR until 2020; and JPSHS stayed changed from Scandinavian Journal of Plastic and Reconstructive Surgery also Hand Surgery in 2020 and will be included in the JCR in 2020. Figure 1 depicts the variations in Impact Factors of the publications. All through study period, PRS had the highest IF, hovering around 4.0. Microsurgery and JCMFS IFs grew significantly between 2019 and 2021. Starting 2019, the IFs of ASJ, JRM, and JPSHS have gradually increased. Even during research study, the IFs of the other publications did not show significant variations. Figure 2 depicts the trend for corrected IFs. PRS once again had the highest adjusted IF. The rectified IFs of Microsurgery and JCMFS, in contrast to the IFs, were reasonably constant. ASJ and JPSHS adjusted IFs exhibited a gradually rising trend. Figure 3 depicts the increase in journal self-citation rates. Microsurgery and JCMFS self-reported rates grew significantly from 2018 to 2021, coinciding significant rises in Impact Factors throughout same time period. The self-reported rate of JRM has also grown significantly since 2019. The self-reported rate of PRS was steady, ranging from 26.9 percent to 32.4 percent. As during research period, self-citation rates in the other publications remained pretty consistent. Figure 4 depicts the increases in self-citation rates. Microsurgery's self-citing rate remained relatively stable as its self-citing rate, although with a sharper slope. Even during research period, the self-citing rate of PRS remained greater than 7%. Other journals' self-citation rates remained rather steady. The IF was substantially connected only with self-cited rate (R: 0.597, p0.002, Figure) and self-citing rate (R: 0.825, p0.002, Figure 6), according to Spearman's rank association. The latter had a greater relationship with IF than the former. Table 2 summarizes the comparing among PRS with the leading journals in other surgical disciplines. With the exception of PRS, self-citation rate was less than 22% in all journals. Subsequent Journal of Vascular Surgery, PRS had the greatest self-

citation rate (26.9 percent) and second highest self-citation rate (5.3 percent) (5.6 percent).

Table 1:

Journals	Self-citing rate (%)	Self-cited rate (%)	Corrected IF	IF
Am J Transplant	4.8	13.6	4.964	4.668
Ann Surg	2.4	6.8	7.982	8.568
Br J Surg	1.7	5.2	5.309	5.597
J Neurosurgeon	1.9	8.7	3.145	3.444
J Vasco Surg	4.6	17.6	2.849	3.456
Dermatol Surg	2.6	17.4	1.598	1.938
Head Neck-J Sci Spec	1.1	5.8	2.763	2.603
Ann Surg Oncol	3.1	11.2	4.656	3.287
J Am Coll Surgeons	1.8	6.8	5.014	7.258

Figure 1:

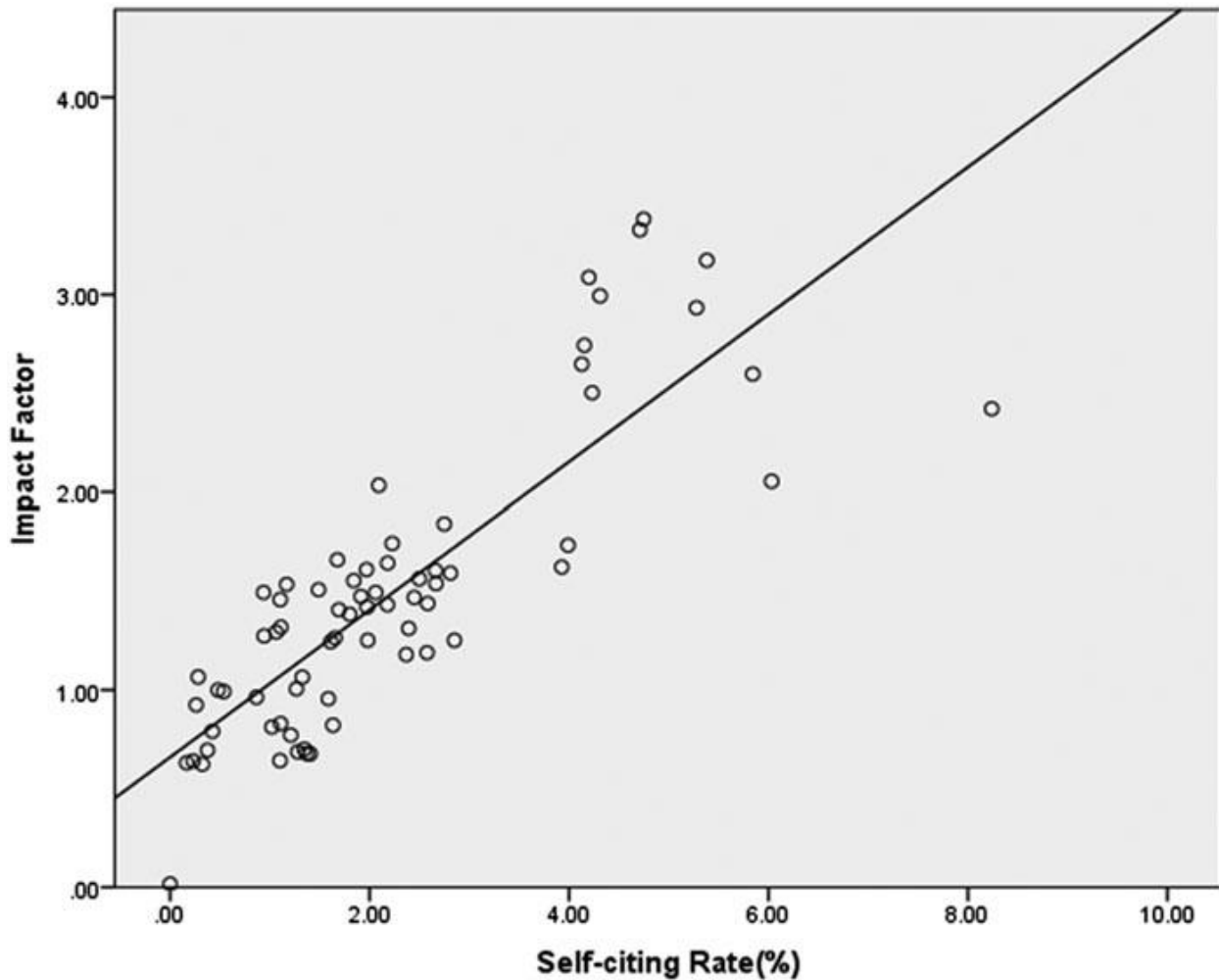


Figure 2:

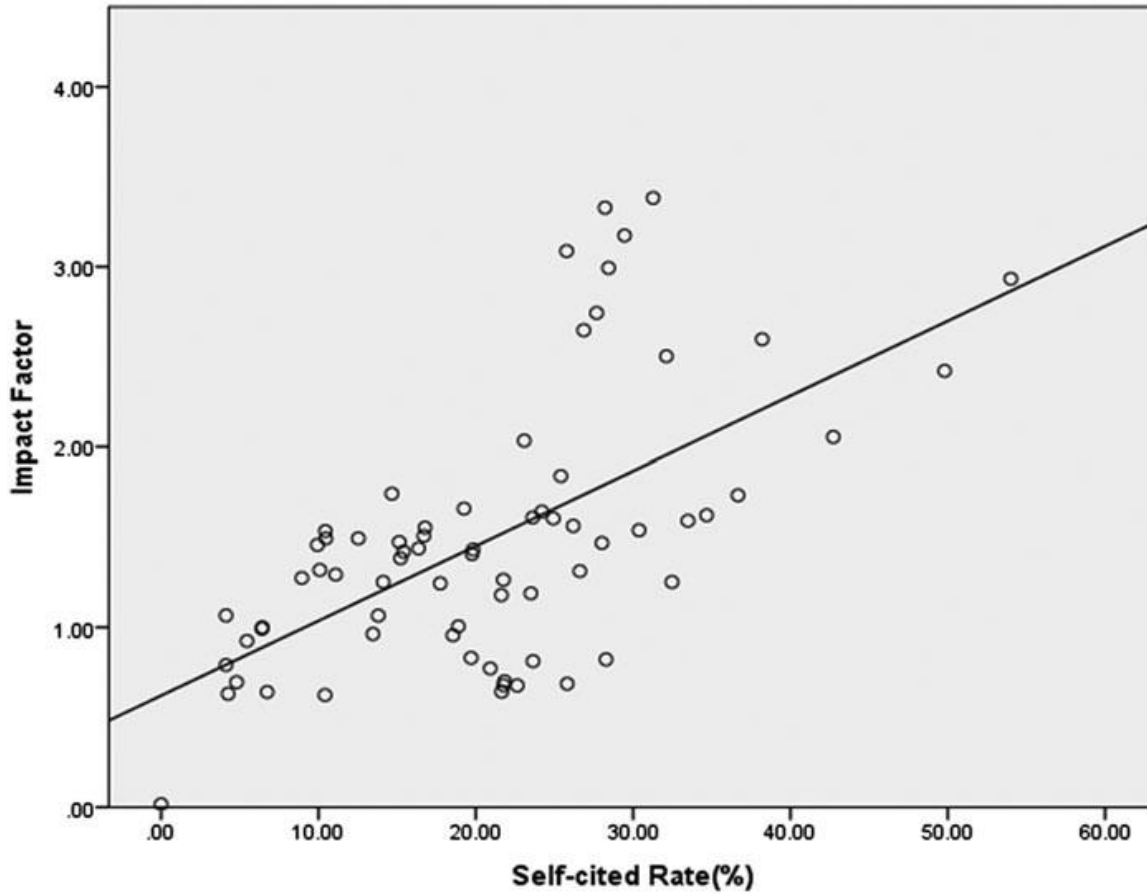
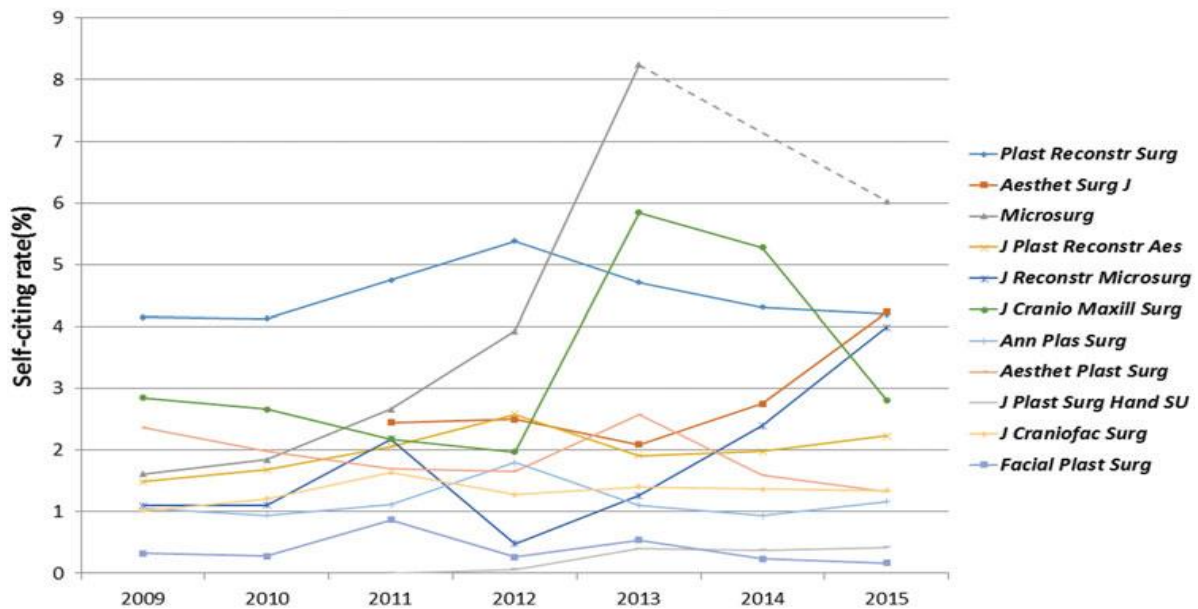


Figure 3:



DISCUSSION:

According to this research, the IF of the plastic surgery magazine corresponds through their rate of self-citation. The self-citation degree of PRS remained significantly greater than the rates of the leading papers in other disciplines of surgery. Microsurgery and JCMFS reference processes have been unusual in recent years, and its Impact factors must already be exaggerated through self-citation [6]. The rate of journal self-citation is thought to be negatively proportionate to the journal's impact factor, even though those findings contradict that. The self-citation rate corresponds only with journal's Impact Factor greater significantly than self-citation rate. Since self-citing rate remains informal for an editor to influence than self-cited rate, these findings suggest that journal's impact factor may remain increased by purposeful self-mutilation [7]. The editor has control over both numerator and denominator of self-citing frequency. In theory, one self-citation per item can boost the publication's Impact Factor by 0.6 point. This rise has a significant impact on the area of plastic surgery, since adjusted Impact Factors for all publications analyzed remained just under 3.6. Throughout the research durations, PRS had the greatest impact factors in the field of PRS [8]. Furthermore, PRS has a self-citation rate of 26.9 percent in 2019, which itself is greater than rate of top journals in other medical subspecialties. Starting 2019, both self-cited rate in addition self-cited rate of Microsurgery have climbed fast, with the earlier reaching 46.7 percent by 2019. According to a Thomson Reuters official statement, self-cited rate of Microsurgery increased to 57 percent in 2019, and category rank remained inflated through 32%. Journals have been censored in the JCR 2020 since Impact Factors was skewed by a large concentration of self-citation, in addition self-citation rate in each of these journals remained greater than 53%. Microsurgery was suppressed for two years before returning to JCR in 2019; yet, journal's self-citation and self-citation rates stayed essentially high [9]. The impact factor of Scandinavian Publication of Plastic and Reconstructive Surgery and Hand Surgery remained 0.936 in 2019, however magazine changed rebranded JPSHS in 2018 and its If it really was reset to 0. Since then, the IF has progressively recovered to the level that was before the rebranding. According to my research, JPSHS has the fewest self-citation and self-citation rates among cosmetic surgery publications, implying that its IF was obtained by a fair editing approach. One disadvantage of this research is that no benchmark examination was undertaken to distinguish legitimate from unnecessary

citations. Journals will unavoidably include references to their own papers [10].

CONCLUSION:

The personality rate has a substantial impact on the IF of a plastic surgery magazine. Several journals' consciousness rates have climbed unnaturally in current years, and their Impact Factors have now been overstated by consciousness. PRS had maximum Impact Factor in the current area, but their self-citation rate in 2019 reached 24.9 percent, which would have been greater than the self-citation rate of peer reviewed journals in other clinical disciplines.

REFERENCES:

1. Xiong B-J, Tan Q-W, Chen Y-J et al (2018) The effects of platelet-rich plasma and adipose-derived stem cells on neovascularization and fat graft survival. *Aesthetic Plast Surg* 42(1):1–8. <https://doi.org/10.1007/s00266-017-1062-1>
2. Harris WM, Plastini M, Kappy N et al (2019) Endothelial differentiated adipose-derived stem cells improvement of survival and neovascularization in fat transplantation. *Aesthetic Surg J* 39(2):220–232. <https://doi.org/10.1093/asj/sjy130>
3. Deng J, Shi Y, Gao Z et al (2018) Inhibition of pathological phenotype of hypertrophic scar fibroblasts via coculture with adipose-derived stem cells. *Tissue Eng Part A* 24(5–6):382–393. <https://doi.org/10.1089/ten.tea.2016.0550>
4. Hsu M-F, Yu S-H, Chuang S-J et al (2018) Can mesenchymal stem cell lysate reverse aging? *Aging (Albany NY)* 10(10):2900–2910. <https://doi.org/10.18632/aging.101595>
5. Ullah M, Sun Z (2018) Stem cells and anti-aging genes: double-edged sword—do the same job of life extension. *Stem Cell Res Ther* 9(1):3. <https://doi.org/10.1186/s13287-017-0746-4>
6. Toyserkani NM, Christensen ML, Sheikh SP, Sørensen JA (2015) Adipose-derived stem cells: new treatment for wound healing? *Ann Plast Surg* 75(1):117–123. <https://doi.org/10.1097/SAP.0000000000000083>
7. McCarthy ME, Brown TA, Bukowska J et al (2018) Therapeutic applications for adipose-derived stem cells in wound healing and tissue engineering. *Curr Stem Cell Rep* 4(2):127–137. <https://doi.org/10.1007/s40778-018-0125-9>
8. Di Summa PG, Schiraldi L, Cherubino M et al (2018) Adipose derived stem cells reduce fibrosis and promote nerve regeneration in rats. *Anat Rec*

- 301(10):1714–
1721. <https://doi.org/10.1002/ar.23841>
9. Zarei F, Negahdari B (2017) Recent progresses in plastic surgery using adipose-derived stem cells, biomaterials and growth factors. *J Microencapsul* 34(7):699–706. <https://doi.org/10.1080/02652048.2017.1370027>
10. Kim Y-J, Jeong J-H (2014) Clinical application of adipose stem cells in plastic surgery. *J Korean Med Sci* 29(4):462. <https://doi.org/10.3346/jkms.2014.29.4.462>.