

# Biodiversity of vertebrates in Argentina: patterns of richness, endemism and conservation status

Valeria Bauni<sup>1</sup>, Claudio Bertonatti<sup>1</sup>, Adrián Giacchino<sup>1</sup>, Facundo Schivo<sup>2,14</sup>, Ezequiel Mabragna<sup>3,14</sup>, Ignacio Roesler<sup>4,5,14</sup>, Juan José Rosso<sup>3,14</sup>, Pablo Teta<sup>6,14</sup>, Jorge D. Williams<sup>7,14</sup>, Agustín M. Abba<sup>8,14</sup>, Guillermo H. Cassini<sup>8,14</sup>, María Berta Cousseau<sup>9</sup>, David A. Flores<sup>10,14</sup>, Damián M. Fortunato<sup>7</sup>, María Emilia Giusti<sup>11,14</sup>, Jorge Pablo Jayat<sup>12</sup>, Jorge Liotta<sup>13</sup>, Sergio Lucero<sup>6,14</sup>, Tomás Martínez Aguirre<sup>7</sup>, Javier A. Pereira<sup>6,14</sup>, Jorge Crisci<sup>15</sup>

**1** *Fundación de Historia Natural Félix de Azara. Centro de Ciencias Naturales, Ambientales y Antropológicas, Universidad Maimónides. Hidalgo 775 7mo piso, CP 1405, Ciudad Autónoma de Buenos Aires, Argentina* **2** *Instituto de Investigación e Ingeniería Ambiental (IIIA), CONICET-UNSAM, Campus Miguelete, 25 de Mayo y Francia, CP 1650, San Martín, Argentina* **3** *Grupo de Biotaxonomía Morfológica y Molecular de Peces (BIMOPE), Instituto de Investigaciones Marinas y Costeras, Facultad de Ciencias Exactas y Naturales, Universidad Nacional de Mar del Plata- CONICET, Deán Funes 3350, CP 7600, Mar del Plata, Argentina* **4** *Departamento Científico, Aves Argentinas - Asociación Ornitológica del Plata. Matheu 1246/8, CP 1249, Ciudad Autónoma de Buenos Aires, Argentina* **5** *Departamento Análisis de Sistemas Complejos. Fundación Bariloche. EDGE of Existence affiliated. Zoological Society of London, Av. Bustillo 9500, CP 8400, Bariloche, Argentina* **6** *División Mastozoología, Museo Argentino de Ciencias Naturales "Bernardino Rivadavia", Av. Angel Gallardo 470, CP 1405, Ciudad Autónoma de Buenos Aires, Argentina* **7** *Facultad de Ciencias Naturales y Museo, Universidad Nacional de La Plata. Anexo Museo, Laboratorio 105. Calles 122 y 60, CP 1900, La Plata, Argentina* **8** *Centro de Estudios Parasitológicos y de Vectores (CEPAVE, CONICET-UNLP), Boulevard 120 s/n entre Av. 60 y Calle 64, CP 1900, La Plata, Argentina* **9** *Facultad de Ciencias Exactas y Naturales, Universidad Nacional de Mar del Plata, Funes 3550, CP 7602, Mar del Plata, Argentina* **10** *Instituto de Vertebrados, Unidad Ejecutora Lillo (CONICET- Fundación Miguel Lillo), Miguel Lillo 251, CP 4000, San Miguel de Tucumán, Argentina* **11** *Instituto de Ecología, Genética y Evolución de Buenos Aires (IEGEB-FCEN-UBA), Ciudad Universitaria, Pabellón II, Güiraldes 2160, CP 1428, Ciudad Autónoma de Buenos Aires, Argentina* **12** *Unidad Ejecutora Lillo (CONICET- Fundación Miguel Lillo), Miguel Lillo 251 CP 4000, San Miguel de Tucumán, Argentina* **13** *Museo Regional de Ciencias Naturales "A. Scasso", San Nicolás de los Arroyos, Don Bosco 580, CP 2900, Buenos Aires, Argentina* **14** *Consejo Nacional de Investigaciones Científicas y Técnicas (CONICET), Argentina* **15** *Facultad de Ciencias Naturales y Museo, Universidad Nacional de La Plata. Paseo del Bosque s/n, CP 1900, La Plata, Argentina*

Corresponding author: Valeria Bauni ([valeria.bauni@fundacionazara.org.ar](mailto:valeria.bauni@fundacionazara.org.ar))

Academic editor: Aaron Bauer | Received 8 October 2021 | Accepted 7 January 2022 | Published 4 February 2022

<http://zoobank.org/79CEBC97-0434-4C7D-BAA7-576137FDC1CC>

**Citation:** Bauni V, Bertonatti C, Giacchino A, Schivo F, Mabragna E, Roesler I, Rosso JJ, Teta P, Williams JD, Abba AM, Cassini GH, Cousseau MB, Flores DA, Fortunato DM, Giusti ME, Jayat JP, Liotta J, Lucero S, Aguirre TM, Pereira JA, Crisci J (2022) Biodiversity of vertebrates in Argentina: patterns of richness, endemism and conservation status. ZooKeys 1085: 101–127. <https://doi.org/10.3897/zookeys.1085.76033>

## Abstract

Optimising conservation efforts requires an accurate record of the extant species as well as their geographic distributions. Nevertheless, most current conservation strategies start from an incomplete biodiversity inventory. Argentina has an extraordinary diversity of species, however, until now an updated inventory of its fauna has not been carried out. In this context, the main objective of this work is to present the results of the first national inventory of vertebrate species. Experts from each major vertebrate taxonomic group assembled and compiled its respective inventory. The information gathered included taxonomic rank, conservation status, endemism and geographic distribution. Species richness and representativeness were calculated for each taxonomic group, distinguishing between native, endemic and exotic, for each Argentinian province. Our results show Argentina harbours 3,303 species: 574 marine fish, 561 freshwater fish, 177 amphibians, 450 reptiles, 1,113 birds, and 428 mammals. Native species constitute 98.1% of the total taxa. The results achieved were spatially represented showing a pattern of higher richness from north to south and from east to west. Species considered as threatened account for 17.8% and 15.2% are endemic. There are five Extinct species. These results provide key information on developing strategies and public policies at the national and provincial levels and constitute a tool for the management and conservation of biodiversity.

## Keywords

Amphibians, biological inventory, birds, freshwater fish, mammals, marine fish, reptiles

## Introduction

There are many estimates of the total number of species in the world, which oscillate by tens of millions (Costello et al. 2012). Nevertheless, most of the world's biodiversity (as much as 80%) is still entirely unknown thus preventing proper estimates of the total number of species on Earth even to the nearest order of magnitude (Wilson 2003, 2017). The most prudent estimates range from 5 to 50 million species, considering that published species are close to 1.9 million (Chapman 2009). Model-based projections have been performed, indicating that 24–31% marine and 21–29% terrestrial species remain to be discovered (Costello et al. 2012). The Catalogue of Life, which contains contributions from 172 taxonomic databases, estimates 2,260,074 species accepted or provisionally accepted in 2020 (Roskov et al. 2020). In 2019, 59,284 species were estimated to have become extinct before and during the Holocene (Roskov et al. 2019). Additionally, it has been estimated that human activities have already led to the extinction of at least 680 species of vertebrates since 1500 (IPBES 2019).

Recently, the IPBES Panel (Intergovernmental Science-Policy Platform on Biodiversity and Ecosystem Services) drew the world's attention by confirming that human actions have raised -and accelerated- the global extinction rate of wild species at an unprecedented rate when compared to the last 10 million years. So much so that 25% of animals and plants species assessed by the International Union for Conservation of Nature (IUCN) are threatened (IPBES 2019).

In this context, optimising conservation efforts requires accurately recording species and assessing where they live (Costello et al. 2013). Regrettably, current conservation efforts usually start from incomplete biodiversity catalogues (Scheffers et al. 2012). An inventory lists, orders, catalogues, and quantifies ecoregions, ecosystems, and/or species (Stork and Samways 1995, PNUD 2007). Inventorying is a fundamental tool for environmental management (McNeely et al. 1995) as what is unknown cannot be protected. Therefore, it constitutes the first and most reasonable conservation action (Evenhuis 2007). Since species are the fundamental units of biology, ecology, and conservation assessments (Mace 2004; Tobias et al. 2010; Costello et al. 2013), most biological inventories are presented at this level of biological hierarchy.

The earliest systematic record of biodiversity in Argentina dates back to the studies of Félix de Azara (Azara 1801, 1802–1805). Since then, lists, catalogues, and reference collections have been added, which require being constantly updated. In Argentina, extraordinary ecosystem diversity results in a great diversity of species. In the case of faunal species, precise estimates of their richness are mostly scattered and outdated. For the case of plant species, there is an updated and complete national catalogue comprising 10,221 species of vascular plants (Zuloaga et al. 2019). According to the IUCN (2021), there are about 320 threatened species at the global scale, including vertebrates, invertebrates, plants, and fungi present in Argentina.

Amidst a global change crisis, knowing the list of existing taxa became essential (Scheffers et al. 2012), especially for different political jurisdictions, including their systematic identification, their geographical distribution and their conservation status. In most countries of the world, this knowledge is fragmentary, incomplete, and outdated. This aspect becomes particularly complex in a context in which global wildlife populations are evidently declining, yet simultaneously, new taxa continue to be described (Costello et al. 2013; Grismado and Ramírez 2018, 2019, 2020).

Despite representing only 3.45% of described species (73,118 species) and a much lower fraction of extant species (IUCN 2021a), vertebrates have been used to make extrapolations in a wide range of biodiversity and conservation analyses (Titley et al. 2017; Fukushima et al. 2020). Particularly in Argentina, there is a lack of a single, complete, and updated inventory of vertebrate fauna at the national or provincial level. Having an inventory of national scale is particularly timely in a context dominated by a widespread land use and land cover change intensification, accompanied by a gradual degradation and destruction of natural communities. Completing an inventory of known species at the country level is therefore a priority for both biodiversity data management and conservation (Costello et al. 2012). In this context, the main objective of our work is to analyse the results of Argentina's first national inventory of vertebrates under the premise that developing objective decision-making and establishing precise public policies demands this type of information (Webb et al. 2010; Costello et al. 2013). As a consequence, the main objective of this collective effort is to be kept up-to-date and free for decision-makers.

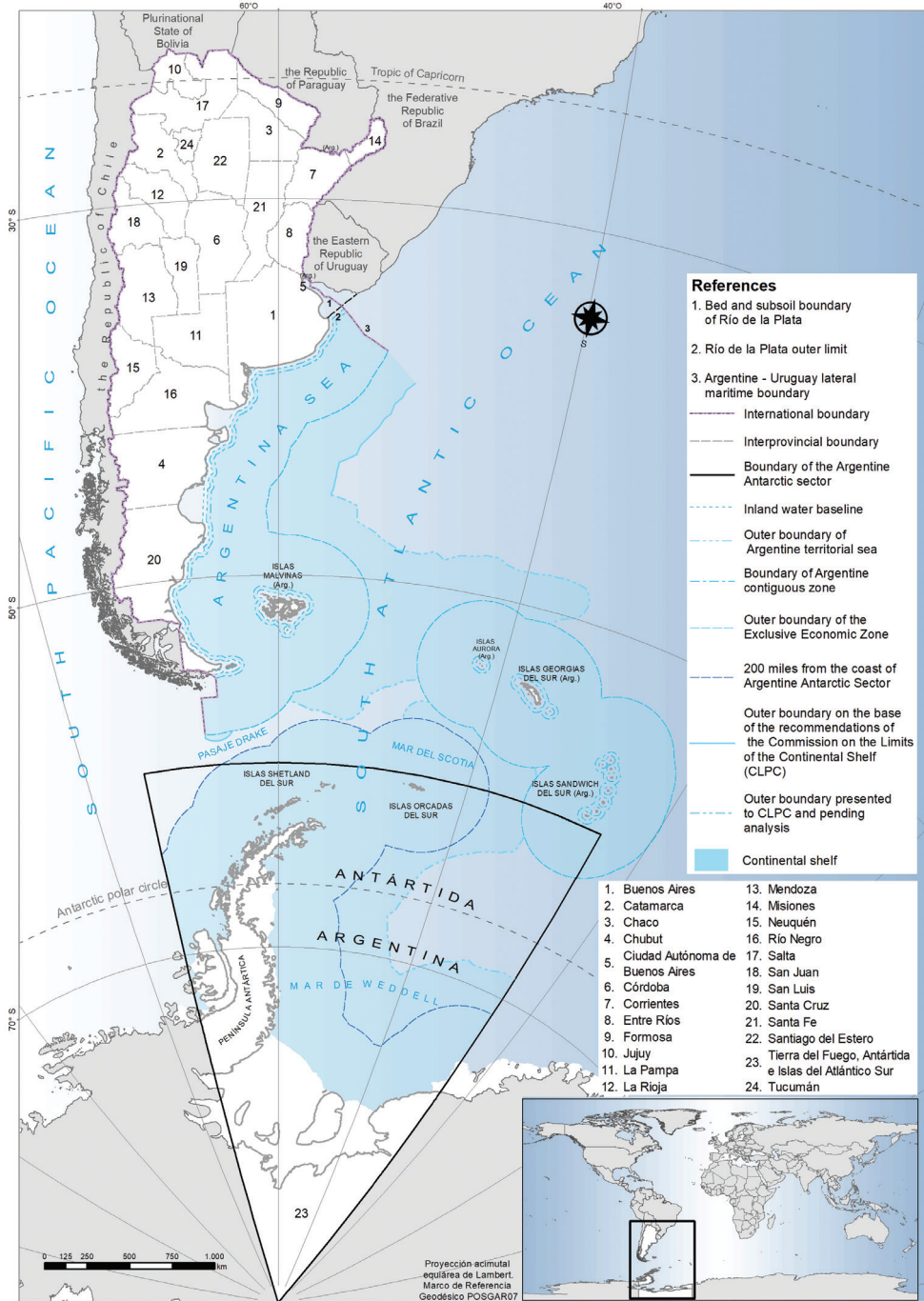
## Material and methods

### Study area

The continental area of Argentina extends for 2,791,810 km<sup>2</sup> (IGN 2019), which makes it the second largest country in South America after Brazil, and the eighth largest in the world, considering its continental area subject to effective sovereignty (Arana et al. 2021). It covers a large part of the Southern Cone of South America, bordered to the north by Bolivia and Paraguay, to the northeast by Brazil, to the east by Uruguay and the Atlantic Ocean, to the west by Chile, and to the south by Chile and the waters of the Drake Passage (Fig. 1; Arana et al. 2021). Latitudinally, it is an extensive country, ranging from 21°45'S (at its northern limit) to 53°03'S (at its southernmost part). A mountainous range extends along the western edge with peaks exceeding 7,000 metres above sea level. A third of its territory is semi-arid, arid and desert (Morello et al. 2012). A wide diversity of climates is present, from tropical and subtropical in the northwest and northeast, to extreme cold in the mountain zones and the south. The most extensive climate is temperate. As a consequence of its vast territory, it exhibits a great diversity of biomes, from salt flats and deserts, temperate forests to subtropical forests, shrublands, grasslands and wetlands (Arana et al. 2021). The coast covers a distance of 4,645 km (Acha 2014). Morello et al. 2018 identified 16 ecoregions in Argentina, including the Argentinian Sea (Mar Argentino). Argentina's territorial organisation is made up of several levels. It comprises 23 provinces and the autonomous city of Buenos Aires, which is the capital of the nation. Argentina extends its sovereignty over the sea adjacent to its coasts and islands, as well as over the bed and subsoil of marine areas that cover 1,785,000 km<sup>2</sup> (Fig. 1; Acha 2014; Gaitan 2020). Tierra del Fuego, Antártida e Islas del Atlántico Sur Province includes territories whose sovereignty is in dispute: Islas Malvinas (Malvinas/Falkland Islands), Islas Georgias del Sur (South Georgia Islands), Islas Sandwich del Sur (South Sandwich Islands), Islas Orcadas del Sur (South Orkney Islands), Islas Shetland del Sur (South Shetland Islands), Islas Aurora (Aurora Islands), and Antártida Argentina (Argentina Antarctic Sector).

### Database generation

Experts were convened to elaborate and compile an updated inventory of vertebrate species in Argentina: marine and freshwater fishes, amphibians, reptiles, birds, and mammals. In order to expedite the following analyses, a single merged database was compiled for all taxa, which included the following information for each recorded species: Class, Order, Family, scientific name, common name, synonyms, and national conservation status (or international, in the case of groups that did not have national evaluations; e.g., marine fish). If a species was endemic to Argentina, the region of endemism and distribution (presence by province) were also included. Argentinian provinces have authority over their natural resources and conservation actions must be conducted in agreement with the corresponding authorities. Therefore, the presentation



**Figure 1.** Political map of Argentina. International and national boundaries, including terrestrial and maritime, are indicated. Each of the 23 provinces and the autonomous city of Buenos Aires are depicted. Source of spatial information: National Geographic Institute (IGN 2021).

of results segregated by provinces is not a matter of convenience, but applicability. The inventory also considers introduced, invasive and/or exotic species.

The conservation categories used by the different national lists were homologised to unify criteria differing between them, and fit to the international categories of the IUCN (Table 1). Species classified as Critically Endangered (CR), Endangered (EN) or Vulnerable (VU) were considered threatened (Gärdenfors 2001; IUCN 2019). The “Regionally Extinct” category was incorporated, and was used for those species that are extinct within, for example, a particular country but that are still extant in other parts of the world (Gärdenfors 2001).

**Marine fishes.** The list of marine fish compiles information that includes the continental shelf and slope between 34°S and 55°S and the Uruguayan shelf based on the existence of the Argentina-Uruguay Common Fishing Zone. It is based on different bibliographic sources (Pozzi and Bordalé 1935; Menni et al. 1984; Cousseau et al. 2010; Cousseau and Rosso 2019; Figueroa 2019) as well as research conducted by the National Institute for Fisheries Research and Development (Instituto Nacional de Investigación y Desarrollo Pesquero, INIDEP) and the Puerto Deseado Oceanographic Vessel. Contributions made by commercial and sport fishermen were also included, since they report their catches to INIDEP (Cousseau et al. 2010). Both valid scientific names and known synonyms of fish species were assigned according to Fricke et al. (2020). For suprageneric categories, Nelson et al. (2016) was followed. Regarding endemics, those reported for the Magellan Province were included (Cousseau et al. 2020). With respect to the geographical distribution of each species, the information available worldwide has been considered, since most species exceed the limits of the Argentinian continental shelf. Conservation status corresponds to that assigned by the IUCN, since no national categorisation exists.

**Freshwater fishes.** The list was compiled from different information sources regarding the presence and distribution of freshwater fish in Argentina (Ringuelet et al. 1967; López et al. 1987, 2003; Menni 2004; Liotta 2005; Mirande and Koerber 2015, 2020; Cousseau and Rosso 2019, in press) and the database fish from continental water (Base de Datos de peces de Agua Continentales de Argentina). This Inventory includes

**Table 1.** Conservation categories applied for Argentina’s vertebrate inventory.

Unified Conservation Status Categories	Acronym
Extinct	EX
Extinct in the Wild	EW
Regionally Extinct	EXR
Critically Endangered	CR
Endangered	EN
Vulnerable	VU
Near Threatened	NT
Least Concern	LC
Not Threatened	NA
Data Deficient	DD
Not Evaluated	NE
Not applicable	NAP

some species not considered in previous publications. For systematic information, we followed Nelson et al. (2016) and for the synonymy, Fricke et al. (2020). Conservation aspects have been incorporated considering all currently available works, which have variously conducted evaluations at the national, regional or local level (Chebez 1994; Bello and Ubeda 1998; Orlandini et al. 2001; López et al. 2003; Cordiviola and Zayas 2007; Cappato and Yanosky 2009; Chebez et al. 2009; Cordiviola et al. 2009; Alonso et al. 2018; Cardoso et al. 2019). When a species was placed in different conservation categories according to the various information sources consulted, we kept the highest degree of threat, as a precautionary principle (Bauni et al. 2021). Some exceptions were made for very restricted regional or local evaluations of some species where the highest category did not accurately represent the national scenario for the species.

**Amphibians and reptiles.** For the compilation of these groups the information was obtained from an exhaustive bibliographic review, comprising lists published by Avila et al. (2013) for lizards and amphisbaenians; Williams and Francini (1991), Giraud and Scrocchi (2002), and Williams et al. (2021) for snakes; the conservation categorisations published by the Argentina Herpetological Association (AHA, Spanish abbreviation) in 2000 and 2012. Also, different regional field guides were consulted, including digital databases such as “Amphibian Species of the World” (Frost 2021) for amphibians and “The Reptile Database” (Uetz 2021) for reptiles. For the conservation status the last proposal generated by the AHA was followed (Abdala et al. 2012; Giraud et al. 2012; Prado et al. 2012; Vaira et al. 2012).

**Birds.** Taxonomic order was based on the combination of different sources frequently used by Neotropical ornithologists, which are mostly used as references in scientific publications from Argentina (e.g., El Hornero and Nuestras Aves). Systematics follows the nomenclature proposed by specialists in the “Argentina Committee of Ornithological Records” (CARO, Spanish abbreviation) (Monteleone et al. 2021) and that proposed by the South American Classification Committee (SACC) (Remsen et al. 2021). However, modifications were made following some extra sources of popular use, such as eBird. In the same way, some updates were made following BirdLife International (2021). To generate Argentina’s bird database, the lists of Monteleone and Pagano (in prep.) and Pearman and Areta (2018) were used as the main sources. Field guides were used for provincial distribution (Fjeldså and Krabbe 1990; Rodríguez Mata et al. 2006; Ridgely and Tudor 2009; Narosky and Yzurieta 2010; Pearman and Areta 2018, 2020) as were regional or provincial guides and publications (Nores et al. 1991; Narosky and Giacomo 1993; De La Peña 1997). In order to provide updated information at the provincial level, databases such as eBird were also consulted (eBird 2021), as well as periodic national publications (e.g., Nuestras Aves, Nótulas Faunísticas, Cotinga). Areas of endemism were mainly based on Mazar et al. (2001) and Pearman and Areta (2020) with modifications based on empirical observations and modern literature. Species of hypothetical historical presence were not considered. The species conservation status was based on the last national categorisation (López-Lanús et al. 2017), except for species not yet considered in that list. In those cases, Birdlife was consulted (BirdLife International 2021).

**Mammals.** The taxonomic list in this work was based on Teta et al. (2018), with modifications according to more recent literature. The aforementioned list includes living species and those considered extinct or potentially extinct in Argentina during historical times (i.e., since 1500 AD). It excludes species of hypothetical or probable presence in the country. In the case of exotic species, only those taxa with one or more recently documented wild populations are considered (Chebez and Rodríguez 2014; Teta et al. 2018). For the conservation status of this group, the last national categorisation was used (SAyDS and SAREM 2019).

## Data compilation and analyses

The complete list of all vertebrates was published as a book and is freely accessible at the following web: <https://www.fundacionazara.org.ar/img/libros/inventario-biologico-argentino.pdf> (Bauni et al. 2021). For each province, species richness and percentage of representativeness were calculated for each taxonomic group, distinguishing between native, exotic, endemic, and threatened taxa. For species representativeness, the total of each category at the national level was considered. The number of exclusive endemic species per province for each group was also evaluated. The results achieved were spatially represented through the elaboration of cartographic products. For each province, we used a colour gradient to depict species richness values. For visualisation, only the continental area of the American continent was mapped (Antarctica was excluded). Marine species were assigned to Argentinian Sea as a whole unit for map representation, but it does not necessarily mean that the species inhabit the entire region. The same criteria were used for Tierra del Fuego, Antártida e Islas del Atlántico Sur, thus the use of the full name does not imply that the species is present throughout that territory.

## Results

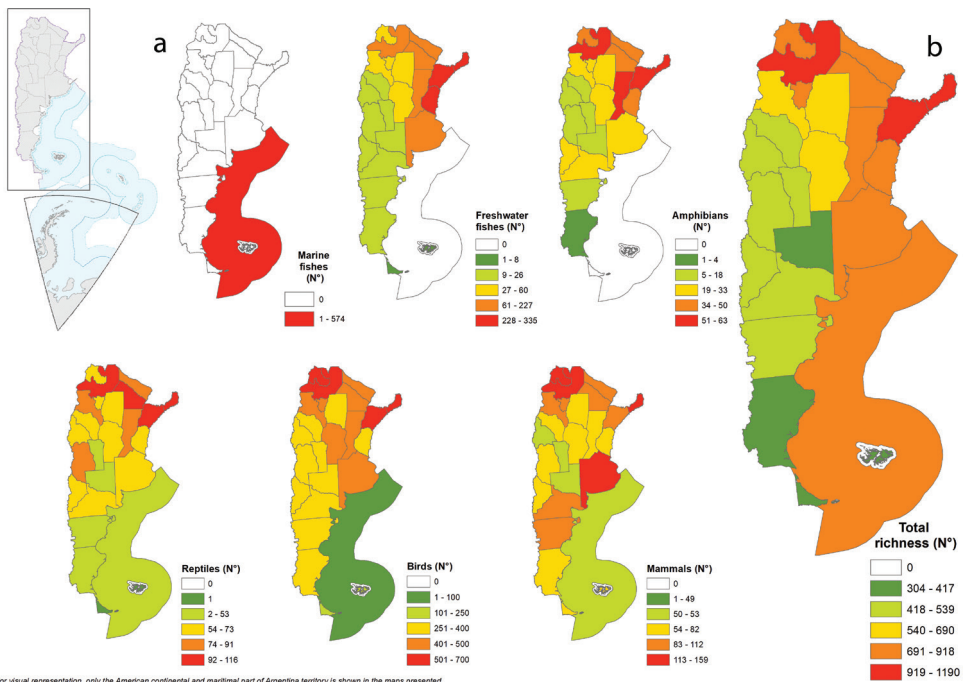
Argentina's national vertebrate inventory comprises 3,303 species: 574 marine fish, 561 freshwater fish, 177 amphibians, 450 reptiles, 1113 birds and 428 mammals. In total, 98.1% are native (3,240 spp.) and 15.2% (492 spp.) endemic (Table 2). The taxonomic groups with the highest number of introduced, invasive, and/or exotic species are freshwater fish (22 spp.), and mammals (21 spp.). The latter has the highest percentage (4.9%) regarding the total species of its group.

Misiones province exhibits the highest species richness of continental vertebrates in Argentina (1,190 spp.) followed by Salta (1,092 spp.) and Corrientes (1,079 spp., Fig. 2, Appendix 1: Table A1–A3). Misiones also has the highest richness of freshwater fish species (335 spp.) and amphibians (63 spp.), whereas Salta has the largest number of species of native reptiles (116 spp.), birds (603 spp.) and mammals (159 spp.) (Fig. 2, Appendix 1: Table A1–A3). The lowest number of species (304 spp.) is observed in Tierra del Fuego, followed by Santa Cruz (382 spp.) (Fig. 2, Appendix 1: Table A1–A3).



**Table 2.** Total number (and percentage) of species richness, native species, exotic species, and percentage endemism by taxonomic group. \*The percentage of endemic species is calculated over the total of native species of the group.

Taxonomic group	Total	Native	Exotic	Endemic*
Marine fishes	574 (17.4%)	570 (99.3%)	4 (0.7%)	20 (3.5%)
Freshwater fishes	561 (17%)	539 (96.1%)	22 (3.9%)	96 (17.8%)
Amphibians	177 (5.4%)	176 (99.4%)	1 (0.6%)	52 (29.5%)
Reptiles	450 (13.6%)	446 (99.1%)	4 (0.9%)	216 (48.4%)
Birds	1,113 (33.7%)	1,102 (99.0%)	11 (1.0%)	21 (1.9%)
Mammals	428 (13%)	407 (95.1%)	21 (4.9%)	87 (21.4%)
Total	3,303 (100%)	3,240 (98.1%)	63 (1.9%)	492 (15.2%)



**Figure 2.** Species richness **a** by taxonomic group by province and **b** total species richness.

Neuquén has the highest number of exotic species, which includes five freshwater fishes and five birds as well as eleven mammals. Santa Cruz has the highest percentage of exotic freshwater fishes (six species, 46.2%; Appendix 1: Table A1–A3).

Catamarca displays the highest number of endemic species (41 reptiles, 23 mammals, nine amphibians, and eight freshwater fishes) (Fig. 3, Appendix 1: Table A1–A3). Misiones has the highest number of endemic freshwater fishes (39 spp.), Jujuy the highest number of endemic amphibians (12 spp.), Neuquén of reptiles (48 spp.), followed by Mendoza and Río Negro (47 spp. each) and Catamarca of birds (11 spp.) and mammals (23 spp.; Fig. 3, Appendix 1: Table A1–A3). Neuquén

is the province with the highest proportion of endemic vertebrate species (17.6%). In particular, reptiles comprise 70% of endemic species in this province. There are 321 endemic species exclusive of some provinces of Argentina (Table A2). Misiones has the largest number of exclusive endemics (38 spp.), with 35 species of freshwater fish, two amphibians, and one mammal. Neuquén has 33 exclusive endemic species, with 26 exclusive species of reptiles, six amphibians and one mammal. Catamarca has 31 exclusive endemic species to the province, including 17 reptiles, five freshwater fish and mammals, and four amphibians (Appendix 2: Table A4).

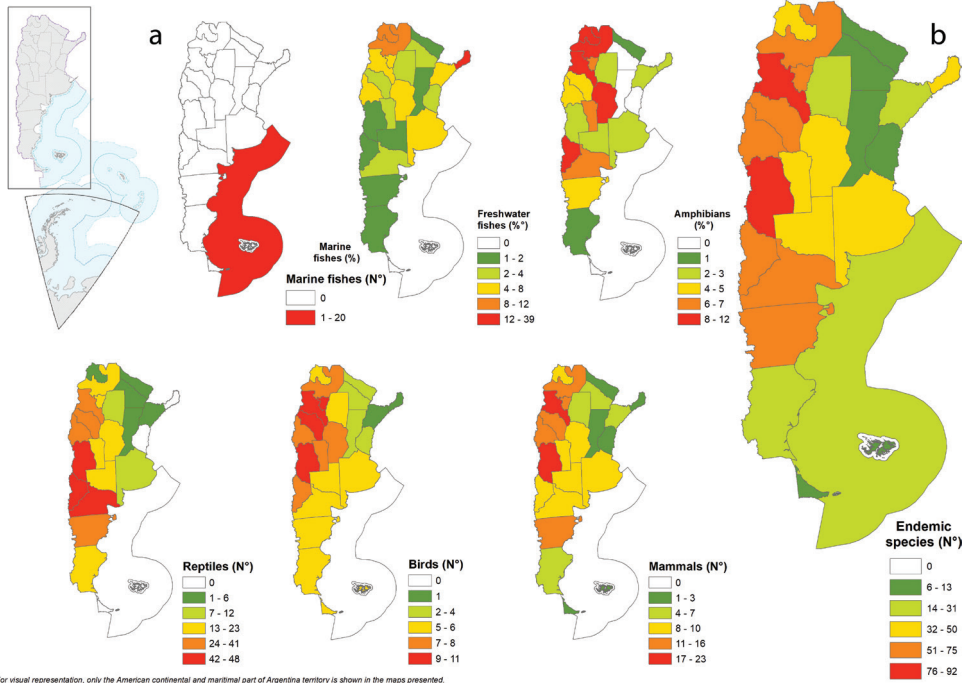
Species considered as threatened (577 spp.) account for 17.8% of all native species, comprising 198 birds, 133 reptiles, 98 mammals, 74 marine fishes, 27 freshwater fishes, and 47 amphibians (Table 3). Marine fishes under threat represent 13.0%, although none of the 20 endemic species is under threat. Five percent of native species of freshwater fish are under threat and 36% of species are in the Near Threatened category. Endemic freshwater fish under threat represent 11.5% of species. Of amphibians 26.7% of all species under threat and 63.5% of endemic species are threatened. Eighteen percent of reptiles are in threatened categories and 25.9% of endemic species are under threat (Table 3). There are two extinct birds (*Numenius borealis* and *Anodorhynchus glaucus*) and three are categorised as possibly Regionally Extinct (*Taoniscus nanus*, *Primolius maracana* and *chloropterus*). There are 198 birds in threatened categories and 57.1% of endemic species are threatened. There are 98 mammals under threatened categories: three are listed as Extinct (*Dusicyon australis*, *Dusicyon avus* and *Gyldenstolpia fronto*) and two as Regionally Extinct (*Monodelphis unistriata* and *Pteronura brasiliensis*). A total of 32 endemic mammals is threatened (36.8%).

Twenty-one percent of species were Not Evaluated or Data Deficient, with fish contributing the largest number of species (191 freshwaters, 178 marines).

Misiones has the highest number of threatened vertebrate species (CR, EN, VU) with 176, which corresponds to 15% of extant native species in the province. The total

**Table 3.** Number of species in each conservation status category and total numbers and percentages of threatened and threatened endemic species (EX, Extinct; EXR, Regionally Extinct; CR, Critically Endangered; EN, Endangered; VU, Vulnerable; NT, Near Threatened; LC, Least Concern; NA, Not Threatened; DD, Data Deficient; NE, Not Evaluated; NAP, Not Applicable; “?”, possible). \*CR, EN, VU, percentages are calculated over the total of native species of the group. \*\* Percentages are calculated over the total of endemic species of the group.

Taxonomic Group	EX	EXR	EXR?	CR	EN	VU	NT	LC	NA	DD	NE	NAP	Threatened species*	Threatened Endemic species**
Marine fishes	–	–	–	17	17	40	16	300	–	35	143	2	74 (13.0%)	0 (0.0%)
Freshwater fishes	–	–	–	3	2	22	194	115	12	31	160	–	27 (5.0%)	11 (11.5%)
Amphibians	–	–	–	–	18	29	–	–	100	20	9	–	47 (26.7%)	33 (63.5%)
Reptiles	–	–	–	–	38	95	–	–	218	49	46	–	133 (29.8%)	56 (25.9%)
Birds	2	–	3	18	90	90	–	790	–	23	86	–	198 (18.0%)	12 (57.1%)
Mammals	3	2	–	7	26	65	40	175	–	72	6	11	98 (24.1%)	32 (36.8%)
Total	5	2	3	45	191	341	250	1380	330	230	450	13	577 (17.8%)	144 (29.3%)

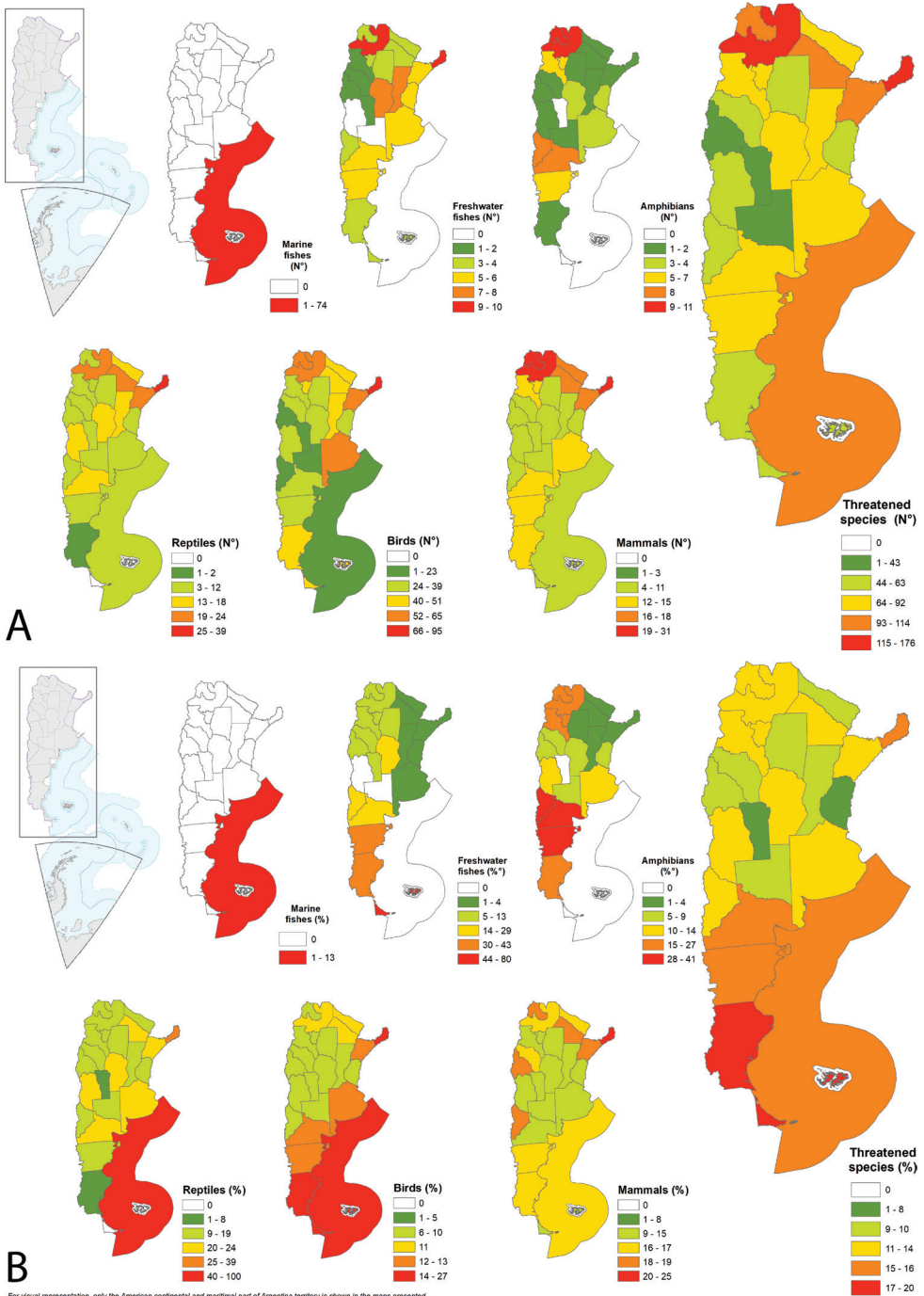


**Figure 3.** Number of endemics **a** by group by province **b** total species by province.

number of threatened species is higher in northern provinces and in the Argentinian Sea (Fig. 4A), while the percentage of threatened species is higher in southern provinces, except for Misiones (Fig. 4B). In Tierra del Fuego, 80% of freshwater fish are under threat. In Chubut, 41.2% of amphibians present are in danger. Almost 40% of reptiles and 23.7% of extant mammals in Misiones are threatened. In the Argentinian Sea, 100% of present reptiles (e.g., marine turtles) and 26.6% of extant birds are under threat (Fig. 4A, B, Appendix 3: Table A5).

## Discussion

The results obtained in this study constitute the first analysis of geographical occurrence and conservation status, which highlights endemism, of all vertebrates that inhabit Argentina. Moreover, results are further disaggregated by both native and exotic species. Altogether, this study represents a precise, updated and spatially explicit source of information of vertebrate species, at both the national and provincial levels, for all assessed taxonomic groups. In this regard, it may serve as a reliable tool for multiple uses and users. The information generated by experts in this study establish the foundations for further research in multiple aspects and disciplines of conservation science, involving the assessed taxa. Our results facilitate prioritising research lines and



**Figure 4.** Threatened species by taxonomic group and province **A** number of threatened species by taxonomic group and total number of total threatened vertebrate species in each province **B** percentage of threatened species over the number of total native species of each taxonomic group present in the province and total threatened species in each province as a percentage of total vertebrate species.

conservation programmes in-situ and ex-situ, further assisting researchers and decision-makers focusing on either endemic or threatened species. In addition, we expect our products to become essential for local decision-makers, who usually lack spatially explicit information regarding actual biodiversity in their areas. This inventory might also be used as background information to update legislation in order to strengthen the protection of endemic and endangered species in each province. More importantly, it will provide key assistance in clarifying the potential geographic distribution of species captured, hunted, traded, or illegally introduced into the country.

The National Biodiversity Strategies and Action Plan (NBSAP) is a process by which countries can plan to address the threats to their flora and fauna. They are the principal instruments for the implementation of the Convention on Biological Diversity, both at the national and at the global level (Secretariat of the Convention on Biological Diversity 2011). Since the NBSAP should be a dynamic process by which increasing scientific information and knowledge must be considered as relevant feedback for a permanent review process, the results of this research should be considered in Argentinian strategies. Additionally, neighbouring countries, which share many of the assessed vertebrates species, could find valuable data in this inventory.

Updating inventories of species is a continuous and tedious process, as new descriptions and nomenclatural changes are published. One of the most complex tasks to complete in this study was to collect information, from different sources such as systematic lists or databases, field surveys, bibliographic reviews and analysis of natural history collections. Simultaneously, taxonomic changes may occur while collecting information. Another complex challenge was introduced by non-standardised and differing conservation categories. The differing national catalogues for each taxonomic group, when present, use different criteria in their classifications. To even these differences, this work unifies the aforementioned criteria with the international categories in order to comprehensively analyse data and make worldwide comparisons, when applicable. Marine fishes do not have national categorisation, and the IUCN Red List criteria were applied to assess their extinction risk at the global level. Using these criteria on a national scale poses disadvantages (Gärdenfors 2001) and reveals the importance of being able to categorise all groups based on their current status at the national level.

Latin America and the Caribbean region support rich biological diversity, accounting for around 60% of global terrestrial life, alongside with diverse freshwater and marine flora and fauna (UNEP and WCMC 2016). In Latin America, it is estimated that there are at least 13,600 vertebrate species (Raven et al. 2020). When considering Argentina's neighbouring countries, Brazil, one of the largest countries in the world, exhibits the greatest richness of vertebrate species: 8,930 in 8,516 million km<sup>2</sup> (ICM-Bio 2021). Bolivia, which has one of the most diverse vertebrate faunas in the world, has registered 3,329 species (MMAyA 2018) in an area of 1,099 million km<sup>2</sup>. Our results allow us to postulate that the vertebrate richness of Argentina is close to the values reported for Bolivia, with 3,302 reported species. Chile has an incomplete faunal inventory (it is estimated that only 10% has been surveyed) with approximately 2,000 vertebrates verified in a total area of 756,950 km<sup>2</sup> (Ministerio del Medio Ambiente

2021). In Paraguay, there is an estimated richness of 1,500 vertebrates, although a complete inventory of vertebrate species that inhabit its territory (406,752 km<sup>2</sup>) is still lacking (Maceo et al. 2015). Finally, Uruguay harbours 912 species of vertebrates (without considering marine fishes) in 176,215 km<sup>2</sup> (Soutullo et al. 2013; Achaval 2021).

The decline in species richness as latitude increases is one of the most consistent patterns in biogeography, having been identified in groups of organisms such as mammals, fish, insects, and plants (Willig et al. 2003). Argentina shows a pattern of higher richness from north to south and from east to west (Fig. 2b), where Misiones and Salta have the highest number of species and Tierra del Fuego and Santa Cruz, the southernmost provinces, are those with the lowest vertebrate richness. This pattern is consistent with the findings of other researchers who have documented that at the Neotropical/Andean level (Morrone 2015) species richness of terrestrial vertebrates is lower on the west coast and in southern South America (Loyola et al. 2009).

Almost 18% of vertebrate species present in Argentina are threatened. The taxonomic group with the highest number of threatened is reptiles, with almost 30% of their species under some category of threat. On the other hand, amphibians have 63.5% of endemic species under threat. Argentina has five Extinct species, two Regionally Extinct and three possibly Regionally Extinct, belonging to mammals and birds. Among mammals, *Pteronura brasiliensis* has not been recorded in the country since 1980 but a solitary specimen has recently been observed in Chaco and Formosa provinces. Among birds, the extinct *Primolius maracana* was last recorded in the 1990's (Bodrati et al. 2006) and *Paraclaravis geoffroyi*, a Critically Endangered species, is possibly Extinct (Lees et al. 2021). Richness patterns for threatened and endemic species do not show a relationship to latitude and differed in terms of overall richness, which differ substantially among taxa, as observed at the Neotropical/Andean and global scale (Loyola et al. 2009; Jenkins et al. 2013). The highest number of threatened freshwater fishes is concentrated in Corrientes, Entre Ríos, Buenos Aires, Santa Fe and Salta (Fig. 4A). A higher number of threatened amphibians occur in the northwest provinces Jujuy and Salta (Fig. 4A). Threatened mammals and reptiles are concentrated in northern provinces as well (Misiones, Formosa, Chaco, Salta and Jujuy; Fig. 4A). In contrast, threatened birds are scattered throughout the country. Tierra del Fuego, the southernmost province, exhibits the largest proportion of threatened species considering the species that inhabit it (19.2%, Fig. 4B). This might be related to different drivers that cause species declines. For terrestrial and freshwater ecosystems, land-use change has had the largest negative impact on nature, followed by the direct exploitation of organisms. In marine ecosystems, the exploitation of organisms (mainly fishing) has had the largest impact. Climate change is a driver that is increasingly exacerbating the impact of other drivers on nature (Allan et al. 2019; IPBES 2019). Because of its great diversity of environments, Argentina has a wide range of threats and pressures on its ecosystems. Anthropogenic pressures associated with land use, mostly in terrestrial ecoregions, are livestock grazing and agriculture. However, land use intensification is not homogeneous throughout the country. Different human-activities and processes stress biodiversity based on the characteristics of each ecoregion, such as biological

invasions, urbanisation, subsistence livestock, afforestation, the extraction of natural resources, and hunting, among others (Nanni et al. 2020).

Worldwide, 27% of mammals, birds, reptiles, and amphibians are threatened by invasive alien species (Bellard et al. 2016). In this present research, 35% of reported exotic species are freshwater fish and 33% are mammals. Globally, invasive alien species are not the most important contributor to the number of species that are threatened (Bellard et al. 2016), still biological invasions are one of the principal drivers of biodiversity loss (IPBES 2019).

Argentina has 492 endemic vertebrate species, which represent almost 15% of the native vertebrates of the country. Approximately, 50% of reptiles and 30% of amphibians are endemic. This information is valuable for planning conservation strategies. Apart from threatened species, endemic species are indeed an important target of global conservation efforts (Loyola et al. 2009; Murali et al. 2021) since they have a restricted geographical distribution and are more vulnerable to habitat loss or degradation (Prendergast et al. 1993). Our assessment revealed that most endemic species occur in north-western forested areas (Southern Andean Yungas) or in arid to semiarid environments of central, southern, and western Argentina (High and Low Monte and Patagonian Steppe). These results agree with previously performed studies of global phylogenetic endemism patterns for vertebrates (Murali et al. 2021). In this matter, endemism increases southward, peaking at high latitudes in the Southern Hemisphere and coastal areas adjacent to mountain systems (e.g., along the Andes).

If we consider the species in Not Evaluated and Data Deficient categories altogether, they totalise 21% of the total vertebrate diversity of Argentina. Freshwater and marine fish are taxonomic groups with the highest number of Not Evaluated species (35.4% and 31.2%, respectively). This number is higher than threatened species and shows that these species should be regarded as relatively high priorities for research in order to clarify their true status (Butchart and Bird 2010). Birds are the most completely assessed taxonomic group regarding conservation status, with only 10% of the species under the Not Evaluated or Data Deficient categories.

Protected areas (PA) are critical for biodiversity conservation (Saura et al. 2018). The fate of many endangered species depends on PA systems that must be well designed and properly managed (Saura et al. 2017). Nevertheless, the protected area system at the national level in Argentina represents 13.3% (SIFAP 2020), which is still insufficient. Furthermore, the number of protected areas and their included spatial extent are not homogeneously distributed among provinces (SIFAP 2020). Although strongly increased in recent years, Marine Protected Areas represent only ~ 7% of the Argentina Sea (SIFAP 2020), which is still far from the 10% conservation goal set for 2020 in the Convention on Biological Diversity 2010. We believe the information obtained in this research identifies provinces with a particularly high number of threatened or endemic species. Linking this information with the degree of protection at each political district allows the identification of provinces where prioritising the creation of PA is necessary, either by the State, non-governmental organisations or private owners.

## Conclusions

The importance of compiling a national inventory of vertebrate species is not only relevant from a taxonomic standpoint. It also constitutes a mandatory input in further assessing current biodiversity, as well as in prioritising efforts in environmental management, decision-making, and development of public policies at the national or provincial level. For instance, identifying priority provinces or taxa for *in situ* or *ex situ* conservation, science and education, and developing monitoring and early warning systems in the presence of exotic species that can potentially become invasive. This inventory provides the basis to analyse, study, objectively quantify, monitor, prioritise and value the vertebrate biodiversity of Argentina. In addition, to update the legislation, document the current diversity and geographic occurrence of species (as a future reference) and provide citizens with a simple tool that allows them to know their natural heritage.

Only results for a single animal subphylum are presented here. In the future, the final objective of our initiative is to include groups of invertebrates, which represent a larger volume of species. When completed, Argentina will have a complete national inventory of animal biodiversity. The effort at this scale should stimulate a continuity that emulates the Catalogue of Life (Roskov et al. 2019) or the Encyclopedia of Life (Parr et al. 2014) at the national and provincial levels.

## Acknowledgements

The authors want to thank the work done by Fernando Vázquez Mazzini for materializing the inventory into a book. Thanks are due to Sergio Bogan for his support and advice, to Florencia Chomnalez and Adriana Vescovo for advice on maps, and to the National Geographic Institute (IGN) for the availability of freely accessible layers for the generation of them. Special thanks to Diego S. Aquino for his contribution in language revision and Aaron Bauer for his invaluable contributions to improve the manuscript.

## References

- Abdala CS, Acosta JL, Acosta JC, Álvarez BB, Avila LJ, Blanco GM, Bonino M, Boretto JM, Brancatelli G, Breitman MF, Cabrera MR, Cairo S, Corbalán V, Hernando A, Ibagüengoytía NR, Kacoliris F, Laspiur A, Montero R, Morando M, Pelegrin N, Hernán C, Pérez F, Quinteros AS, Semhan RV, Tedesco ME, Vega L, Zalba SM (2012) Categorización del estado de conservación de las lagartijas y anfibios de la República Argentina. Cuadernos de herpetología 26: 215–247.
- Acha HR (2014) Extensión de la plataforma continental argentina. Su relación con el medio ambiente, las aguas marítimas y los recursos subyacentes. Revista Aequitas 9: 1–18.
- Achaval F (2021) Lista de los Vertebrados del Uruguay. <http://zvert.fcien.edu.uy/listado.html> [accessed 17 May 2021]



- Alonso F, Terán GE, Calviño P, García I, Cardoso Y, García G (2018) An endangered new species of seasonal killifish of the genus *Austrolebias* (Cyprinodontiformes: Aplocheiloidei) from the Bermejo River basin in the western Chacoan region. PLoS ONE 13: 1–20. <https://doi.org/10.1371/journal.pone.0196261>
- Anon (2016) Base de datos de peces de Agua Continentales de Argentina. [www.pecesargentina.com.ar](http://www.pecesargentina.com.ar)
- Anon (2021a) BirdLife International. <http://datazone.birdlife.org/species/search> [accessed 16 April 2021]
- Anon (2021b) eBird. <https://ebird.org/argentina/home> [accessed 16 April 2021]
- Arana MD, Natale E, Ferretti N, Romano G, Oggero A, Posadas P, Morrone JJ (2021) Esquema Biogeográfico de la República Argentina, 1<sup>st</sup> edn. Fundación Miguel Lillo, Tucumán, 240 pp.
- Avila LJ, Martínez LE, Morando M (2013) Checklist of lizards and amphisbaenians of Argentina: An update. Zootaxa 3616: 201–238. <https://doi.org/10.11646/zootaxa.3616.3.1>
- Bauni V, Bertonatti C, Giacchino A (2021) Inventario Biológico Argentino: Vertebrados. Fundación de Historia Natural Félix de Azara, Buenos Aires, Argentina, 534 pp.
- Bellard C, Genovesi P, Jeschke JM (2016) Global patterns in threats to vertebrates by biological invasions. Proceedings of the Royal Society B: Biological Sciences 283: 1–9. <https://doi.org/10.1098/rspb.2015.2454>
- Bello MT, Ubeda CA (1998) Estado de conservación de los peces de agua dulce de la Patagonia Argentina. Gayana Zoología 62: 45–60.
- Bodrati A, Cockle K, Areta JI, Capuzzi G, Fariña R (2006) El Maracaná Lomo Rojo (*Primolius maracana*) en Argentina: ¿de plaga a la extinción en 50 años? El Hornero 21: 037–043.
- Butchart SHM, Bird JP (2010) Data Deficient birds on the IUCN Red List: What don't we know and why does it matter? Biological Conservation 143: 239–247. <https://doi.org/10.1016/j.biocon.2009.10.008>
- Cappato J, Yanosky A (2009) Uso sostenible de peces en la Cuenca del Plata. Evaluación subregional del estado de amenaza, Argentina y Paraguay. IUCN, Gland, Switzerland, 74 pp. <http://www.sidalc.net/cgi-bin/wxis.exe/?IsisScript=DOCU.xis&method=post&formato=2&cantidad=1&expresion=mfn=005260>
- Cardoso YP, Brancolini F, Protogino L, Paracampo A, Bogan S, Posadas P, Montoya-Burgos JI (2019) An integrated approach clarifies the cryptic diversity in *Hypostomus* Lacépède 1803 from the Lower La Plata Basin. Anais da Academia Brasileira de Ciências 91: e20180131. <https://doi.org/10.1590/0001-3765201920180131>
- Chapman AD (2009) Australian Biodiversity Information Services Numbers of Living Species in Australia and the World. 2<sup>nd</sup> edn. Canberra, Australia, 84 pp. <https://doi.org/10.1111/j.1398-9995.1975.tb00205.x>
- Chebez JC (1994) Los que se van: especies argentinas en peligro. Editorial Albatros (Ed.). Editorial Albatros, Buenos Aires, 604 pp.
- Chebez JC, Rodríguez GO (2014) La fauna gringa: especies introducidas en la Argentina. Fundación de Historia Natural Félix de Azara (Ed.). Fundación de Historia Natural Félix de Azara, Buenos Aires, 224 pp.
- Chebez JC, López HL, Athor J (2009) Otros que se van. Fauna argentina amenazada. Editorial Albatros, Buenos Aires, 552 pp.

- Cordiviola E, Campana M, Demonte D, del Barco D, Trógolo A (2009) Conservation State of Siluriformes Fishes from the Ramsar site Jaaukanigas (Middle Parana River), Argentina. *Gayana (Concepción)* 73: 222–232. <https://doi.org/10.4067/s0717-65382009000200006>
- Cordiviola MA, Zayas E (2007) Estado de conservación de peces Characidae (Pisces: Characiformes) en un área de la Cuenca del Plata, Argentina. *Gayana* 71: 178–186. <https://doi.org/10.4067/S0717-65382007000200006> [accessed 16 April 2021]
- Costello MJ, Wilson S, Houlding B (2012) Predicting total global species richness using rates of species description and estimates of taxonomic effort. *Systematic Biology* 61: 871–883. <https://doi.org/10.1093/sysbio/syr080>
- Costello MJ, May RM, Stork NE (2013) Can we name earth's species before they go extinct? *Science* 339: 413–416. <https://doi.org/10.1126/science.1230318>
- Cousseau MB, Rosso JJ (2019) Peces de Argentina. Aguas Marinas. Vázquez Mazzini, Buenos Aires, 151 pp.
- Cousseau MB, Rosso JJ (in press) Peces de Argentina. Aguas continentales. Vázquez Mazzini, Buenos Aires.
- Cousseau MB, Pequeño G, Mabragaña E, Lucifora LO, Martínez P, Giussi A (2020) The Magellanic Province and its fish fauna (South America): Several provinces or one? *Journal of Biogeography* 47: 220–234. <https://doi.org/10.1111/jbi.13735>
- Cousseau MB, Denegri MA, Figueroa DE, Boschi EE, Roux A, Bremec CS, Schejter L, Lasta ML, Brunetti NE (2010) Peces, crustáceos y moluscos registrados en el sector del Atlántico Sudoccidental comprendido entre 34°S y 55°S, con indicación de las especies de interés pesquero. 129 pp.
- de Azara F (1801) *Essais sur l'histoire naturelle des Quadrupèdes de la Province du Paraguay*. Tome Premier. Charles Pogens, tome second, Paris, 79 pp. <https://doi.org/10.5962/bhl.title.112568>
- de Azara F (1802–1805) *Apuntamientos para la Historia Natural de los Pájaros del Paraguay y Río de la Plata*. Vda de Ibarra, Madrid, 479 pp.
- Evenhuis NL (2007) Helping solve the “Other” taxonomic impediment: Completing the eight steps to total enlightenment and taxonomic nirvana. *Zootaxa* 1407: 3–12. <https://doi.org/10.11646/zootaxa.1407.1.2>
- Figueroa DE (2019) Clave de peces marinos del Atlántico Sudoccidental, entre los 33° S y 56° S. *Mar del Plata*, 365 pp.
- Fjeldsá J, Krabbe N (1990) *Birds of the High Andes*. University of Copenhagen and Apollo Books Svendborg, Copenhagen, Denmark, 878 pp.
- Fricke R, Eschmeyer WN, Van der Laan R (2020) Eschmeyer's catalog of fishes: Genera, Species, References. <https://researcharchive.calacademy.org/research/Ichthyology/catalog/fishcatmain.asp>
- Frost D (2021) *Amphibian species of the world: an online reference*. American Museum of Natural History, New York. <https://amphibiansoftheworld.amnh.org/> [accessed 16 April 2021]
- Fukushima CS, Mammola S, Cardoso P (2020) Global wildlife trade permeates the Tree of Life. *Biological Conservation* 247: e108503. <https://doi.org/10.1016/j.biocon.2020.108503>
- Gaitan E (2020) Legislación e instrumentos de manejo existentes para la protección de los fondos marinos en la Plataforma Continental Argentina. *Marine and Fishery Sciences (MAFIS)* 33: 247–263. <https://doi.org/10.47193/mafis.3322020301104>

- Gärdenfors U (2001) Classifying threatened species at national versus global levels. *Trends in Ecology & Evolution* 16: 511–516. [https://doi.org/10.1016/S0169-5347\(01\)02214-5](https://doi.org/10.1016/S0169-5347(01)02214-5)
- Giraud AR, Arzamendia V, Bellini GP, Bessa CA, Cinthia C, Cardozo G, Chiaraviglio M, Costanzo MB, Eduardo G, Cola V Di, Pietro DO Di, Kretzschmar S, Palomas S, Nenda J, Rivera PC, Rodríguez ME, Scrocchi GJ, Williams JD (2012) Categorización del estado de conservación de las serpientes de la República Argentina. *Cuadernos de herpetología* 26: 303–326.
- Giraud AR, Scrocchi GJ (2002) Argentinian snakes: an annotated checklist. *Smithsonian Herpetological Information Service* 132, Washington DC, 53 pp. <https://doi.org/10.5479/si.23317515.132.1>
- Grismado C, Ramírez M (2018) Nuevas especies 2018. Museo Argentino de Ciencias Naturales “Bernardino Rivadavia”. Buenos Aires, 24 pp.
- Grismado C, Ramírez M (2019) Nuevas especies 2019. Museo Argentino de Ciencias Naturales “Bernardino Rivadavia”. Buenos Aires, 21 pp.
- Grismado C, Ramírez M (2020) Nuevas especies 2020. Museo Argentino de Ciencias Naturales “Bernardino Rivadavia”. Buenos Aires, 36 pp.
- ICMBio (2021) Instituto Chico Mendes para la Conservación de la Biodiversidad (ICMBio) – Fauna Brasileña. <https://www.icmbio.gov.br/portal/faunabrasileira> [accessed 17 May 2021]
- IGN (2019) Anuario Estadístico de la República Argentina. <https://www.indec.gov.ar/indec/web/Nivel4-Tema-1-15-25>
- IGN (2021) Capas SIG. <https://www.ign.gov.ar/NuestrasActividades/InformacionGeoespacial/CapasSIG>
- IPBES (2019) Summary for policymakers of the global assessment report on biodiversity and ecosystem services of the intergovernmental Informe de la Evaluación mundial sobre la diversidad biológica y de los servicios de los ecosistemas, Bonn, Germany, 56 pp. <https://doi.org/10.5281/zenodo.3553579>
- IUCN (2019) 14 Directrices de uso de las Categorías y Criterios de la Lista Roja de la UICN. Versión 14. <http://www.iucnredlist.org/documents/RedListGuidelines.pdf>
- IUCN (2021a) Table 1a: Number of species evaluated in relation to the overall number of described species, and number of threatened species by major groups of organisms. *Red List Summary Statistics: 1*. <https://www.iucnredlist.org/resources/summary-statistics#Figure2>
- IUCN (2021b) The IUCN Red List of Threatened Species. Version 2021–1. The IUCN Red List of Threatened Species. Version 2021–1. <https://www.iucnredlist.org/resources/summary-statistics>
- Jenkins CN, Pimm SL, Joppa LN (2013) Global patterns of terrestrial vertebrate diversity and conservation. *Proceedings of the National Academy of Sciences of the United States of America* 110: E2603–E2610. <https://doi.org/10.1073/pnas.1302251110>
- De La Peña MR (1997) Lista y distribución de las aves de Santa Fe y Entre Ríos. L.O.L.A., Buenos Aires.
- Lees AC, Devenish C, Areta JI, de Araújo CB, Keller C, Phalan B, Silveira LF (2021) Assessing the extinction probability of the Purple-winged Ground Dove, an enigmatic bamboo specialist. *Frontiers in Ecology and Evolution* 9: e624959. <https://doi.org/10.3389/fevo.2021.624959>
- Liotta J (2005) 31 ProBiota FCNyM, UNLP. Serie Documentos Distribución geográfica de los peces de aguas continentales de la República Argentina, 92 pp. <https://doi.org/10.14409/natura.v1i36.3829>

- López-Lanús B, Grilli P, Coconier E (2017) Ministerio de Ambiente y Desarrollo Sustentable de la Nación y Aves Argentinas. Categorización de las aves de la Argentina según su estado de conservación. Buenos Aires, Argentina, 148 pp.
- López H, Menni RC, Miquelarena AM (1987) Lista de los peces de agua dulce de la Argentina. *Biología Acuática* 12: 1–51.
- López HL, Miquelarena AM, Menni RC (2003) Lista comentada de los peces continentales de la Argentina. *Probiota. Serie Técnica y Didáctica* 5: 1–87.
- Loyola RD, Kubota U, da Fonseca GAB, Lewinsohn TM (2009) Key Neotropical ecoregions for conservation of terrestrial vertebrates. *Biodiversity and Conservation* 18: 2017–2031. <https://doi.org/10.1007/s10531-008-9570-6>
- Mace GM (2004) The role of taxonomy in species conservation. *Philosophical Transactions of the Royal Society B: Biological Sciences* 359: 711–719. <https://doi.org/10.1098/rstb.2003.1454>
- Maceo B, Vitale C, Soler L, Musalem K, Soria L, Narvaes J (2015) Estrategia nacional y plan de acción para la conservación de la biodiversidad del Paraguay 2015–2020. Secretaría del ambiente de Paraguay. Asunción, 97 pp.
- Mazar Barnett J, Pearman M (2001) Lista comentada de las aves argentinas. Lynx Edicions, Barcelona, 164 pp.
- McNeely JA, Gadgil M, Leveque C, Padoch C, Redford K (1995) Human influences on biodiversity.pdf. In: Heywood VH, Watson RT (Eds) *Global biodiversity assessment*. Cambridge University Press, UNEP, Cambridge, 711–821.
- Menni RC (2004) Peces y ambientes en la Argentina continental. *Monografías del Museo Argentino de Ciencias Naturales* 5: 1–316. [www.estudiosigma.com.ar](http://www.estudiosigma.com.ar)
- Menni RC, Ringuélet RA, Arámburu RH (1984) *Peces marinos de la Argentina y Uruguay*. Editorial Hemisferio Sur, Buenos Aires, 361 pp.
- Ministerio del Medio Ambiente (2021) Inventario nacional de especies de Chile. <http://especies.mma.gob.cl/CNMWeb/Web/WebCiudadana/pagina.aspx?id=88&pagId=85> [accessed 17 May 2021]
- Mirande JM, Koerber S (2015) Checklist of the Freshwater Fishes of Argentina (CLOFFAR). *Ichthyological Contributions of PecesCriollos* 36: 1–68.
- Mirande JM, Koerber S (2020) Checklist of the freshwater fishes of Argentina 2<sup>nd</sup> edn. *CLOFFAR-2*, 72: 1–81.
- MMAyA (2018) Política y estrategia plurinacional para la gestión integral y sustentable de la biodiversidad. Plan de acción 2019–2030. Dirección general de Biodiversidad y Áreas Protegidas, Estado Plurinacional de Bolivia, 120 pp.
- Monteleone DL, Pagano LG (in press) *Aves Argentina Lista de las Aves Argentinas: con comentarios sobre especies nuevas, raras e hipotéticas*.
- Monteleone L, Gallegos D, Roesler I, Areta JI, Baigorria J, Vidoz JQ, Mangini G, Imberti S, Jordan E, Pearman M, Gorleri F, La Grotteria J (2021) Comité Argentino de Registros Ornitológicos. Lista de las aves argentinas. <https://www.avesargentinas.org.ar/lista-de-las-aves-argentinas>

- Morello J, Matteucci SD, Rodriguez AF, Silva ME (2012) Ecorregiones y complejos ecosistémicos de Argentina. 1<sup>st</sup> edn. Orientación Gráfica Editora, Ciudad Autónoma de Buenos Aires, 752 pp.
- Morello J, Matteucci SD, Rodriguez AF, Silva M (2018) Ecorregiones y complejos Ecosistémicos de Argentina, 2<sup>nd</sup> edn. Orientación Gráfica Editora, Ciudad Autónoma de Buenos Aires, 800 pp.
- Morrone JJ (2015) Biogeographical regionalisation of the world: A reappraisal. *Australian Systematic Botany* 28: 81–90. <https://doi.org/10.1071/SB14042>
- Murali G, Gumbs R, Meiri S, Roll U (2021) Global determinants and conservation of evolutionary and geographic rarity in land vertebrates. *Science Advances* 7: 1–15. <https://doi.org/10.1126/sciadv.abe5582>
- Narosky T, Di Giacomo AG (1993) Las aves de la provincia de Buenos Aires: lista y distribución. Asociación Ornitológica del Plata, Vázquez Mazzini. Asociación Ornitológica Plata, Vázquez Mazzini, L.O.L.A. Ciudad Autónoma de Buenos Aires, 128 pp.
- Narosky T, Yzurieta D (2010) Aves de Argentina y Uruguay. Guía de identificación/Birds of Argentina and Uruguay. A field guide. Vázquez Mazzini, Ciudad Autónoma de Buenos Aires, 432 pp.
- Nelson JS, Grande TC, Wilson MVH (2016) Fishes of the world. John Wiley & Sons, Hoboken, NJ, 707 pp. <https://doi.org/10.1002/9781119174844>
- Nores M, Yzurieta D, Salvador S (1991) Lista y distribución de las aves de Santiago del Estero. *Boletín de la Academia Nacional de Ciencias de Córdoba* 59: 157–196.
- Orlandini S, Aun L, Martori R (2001) Estado de conservación de la ictiofauna de las Sierras Pampeanas de la provincia de Córdoba. *Boletín de la Sociedad de Biología de Concepción, Chile* 72: 91–102.
- Parr CS, Wilson N, Leary P, Schulz KS, Lans K, Walley L, Hammock JA, Goddard A, Rice J, Studer M, Holmes JTG, Corrigan Jr RJ (2014) The Encyclopedia of Life v2: Providing Global Access to Knowledge About Life on Earth. *Biodiversity Data Journal* 2: e1079. <https://doi.org/10.3897/BDJ.2.e1079>
- Pearman M, Areta JI (2018) Species lists of birds for South American countries and territories: Argentina. <http://www.museum.lsu.edu/~Remsen/SACCCountryLists.htm> [accessed 20 December 2018]
- Pearman M, Areta J (2020) Field Guide to the birds of Argentina and the Southwest Atlantic. Helm Field Guide, London, 480 pp.
- PNUD (2007) Manual de inventarios de la biodiversidad. Ministerio de Medio Ambiente y Recursos Naturales, El Salvador, 120 pp.
- Pozzi AJ, Bordalé LF (1935) Cuadro sistemático de los peces marinos de la República Argentina. *Anales de la Sociedad Científica Argentina* 120: 145–189.
- Prado WS, Waller T, Albareda DA, Cabrera MR, Etchepare E, Giraudo AR, Carman VG, Prosdociami L, Richard E (2012) Categorización del estado de conservación de las tortugas de la República Argentina. *Cuadernos de herpetología* 26: 375–387.
- Prendergast JR, Quinn RM, Lawton JH, Eversham BC, Gibbons DW (1993) Rare species, the coincidence of diversity hotspots and conservation strategies. *Nature* 365: 335–337. <https://doi.org/10.1038/365335a0>

- Raven PH, Gereau RE, Phillipson PB, Chatelain C, Jenkins CN, Ulloa CU (2020) The distribution of biodiversity richness in the tropics. *Science Advances* 6: 5–10. <https://doi.org/10.1126/sciadv.abc6228>
- Remsen JVJ, Areta JI, Bonaccorso E, Claramunt S, Jaramillo A, Lane DF, Pacheco JF, Robbins MB, Stiles FG, Zimmer KJ (2021) A classification of the bird species of South America. <https://www.museum.lsu.edu/~Remsen/SACCBaseline.htm> [accessed 16 April 2021]
- Ridgely R, Tudor G (2009) *Field Guide to the Songbirds of South America: the Passerines*. University of Texas Press, Austin, 760 pp.
- Ringuelet RA, Aramburu RH, Alonso A (1967) *Los peces argentinos de agua dulce*. Comisión de investigación científica provincia de Buenos Aires (Ed.), La Plata, 604 pp.
- Rodríguez Mata JR, Erize F, Rumboll M (2006) *A Field Guide to the Birds of South America: Non-passerines*. Harper Collins, London, 750 pp.
- Roskov Y, Ower G, Orrell T, Nicolson D, Bailly N, Kirk PM, Bourgoin T, DeWalt RE, Decock W, Van Nieukerken E, Zarucchi J, Penev L (2019) Species 2000 & ITIS Catalogue of Life, 2019 Annual Checklist. Leiden, the Netherlands. [www.catalogueoflife.org/annual-checklist/2019](http://www.catalogueoflife.org/annual-checklist/2019)
- Roskov Y, Ower G, Orrell T, Nicolson D, Bailly N, Kirk PM, Bourgoin T, DeWalt RE, WD, Van Nieukerken E, Zarucchi J, Penev L (2020) Species 2000 & ITIS Catalogue of Life, 2020–12–01. [www.catalogueoflife.org](http://www.catalogueoflife.org)
- Saura S, Bastin L, Battistella L, Mandrici A, Dubois G (2017) Protected areas in the world's ecoregions: How well connected are they? *Ecological Indicators* 76: 144–158. <https://doi.org/10.1016/j.ecolind.2016.12.047>
- Saura S, Bertzky B, Bastin L, Battistella L, Mandrici A, Dubois G (2018) Protected area connectivity: Shortfalls in global targets and country-level priorities. *Biological Conservation* 219: 53–67. <https://doi.org/10.1016/j.biocon.2017.12.020>
- SAYDS, SAREM (2019) Categorización 2019 de los mamíferos de Argentina según su riesgo de extinción. Lista Roja de los mamíferos de Argentina. <http://cma.sarem.org.ar/es> [accessed 29 May 2021]
- Scheffers BR, Joppa LN, Pimm SL, Laurance WF (2012) What we know and don't know about Earth's missing biodiversity. *Trends in Ecology & Evolution* 27: 501–510. <http://dx.doi.org/10.1016/j.tree.2012.05.008>
- Secretariat of the Convention on Biological Diversity (2011) NBSAP training modules version 2.1 – Module 1. An Introduction to National Biodiversity Strategies and Action Plans: 1–19. <https://www.cbd.int/doc/training/nbsap/b1-train-intro-nbsap-revised-en.pdf>
- SIFAP (2020) Sistema federal de Áreas Protegidas. <https://www.argentina.gob.ar/ambiente/areas-protegidas/sifap>
- Soutullo A, Clavijo C, Martínez-Lanfranco J (2013) Especies prioritarias para la conservación en Uruguay. Vertebrados, moluscos continentales y plantas vasculares. MEC S y D (Ed.). SNAP/DINAMA/MVOTMA y DICYT/ MEC, Montevideo, 222 pp.
- Stork NE, Samways MJ (1995) Inventorying and monitoring. In: *Global Biodiversity Assessment*. Cambridge University Press, Cambridge, 457–542.

- Teta P, Abba AM, Cassini GH, Flores DA, Galliari CA, Lucero SO, Ramírez M (2018) Lista revisada de los mamíferos de Argentina. *Mastozoología Neotropical* 25: 163–198. <https://doi.org/10.31687/saremmn.18.25.1.0.15>
- Titley MA, Snaddon JL, Turner EC (2017) Scientific research on animal biodiversity is systematically biased towards vertebrates and temperate regions. *PLoS ONE* 12: 1–14. <https://doi.org/10.1371/journal.pone.0189577>
- Tobias JA, Seddon N, Spottiswoode CN, Pilgrim JD, Fishpool LDC, Collar NJ (2010) Quantitative criteria for species delimitation. *Ibis* 152: 724–746. <https://doi.org/10.1111/j.1474-919X.2010.01051.x>
- Uetz P [Ed.] (2021) The Reptile Database. <http://www.reptile-database.org/db-info/introduction.html#citation> [accessed 16 April 2021]
- UNEP, WCMC (2016) The State of Biodiversity in Latin America and The Caribbean. UNEP-WCMC (Ed.). UNEP-WCMC, Cambridge, 140 pp.
- Vaira M, Akmentins M, Attademo M, Baldo D, Barrasso D, Barrionuevo S, Basso N, Blotto B, Cairo S, Cajade R, Corbalán V, Chilote P, Duré M, Falcione C, Ferraro D, Gutierrez R, Ingaramo R, Junges C, Lajmanovich R, Julián N, Marangoni F, Martinazzo L, Marti R, Moreno L (2012) Categorización del estado de conservación de los anfibios de la República Argentina. *Cuadernos de Herpetología* 26: 131–159.
- Webb CO, Slik JWF, Triono T (2010) Biodiversity inventory and informatics in Southeast Asia. *Biodiversity and Conservation* 19: 955–972. <https://doi.org/10.1007/s10531-010-9817-x>
- Williams JD, Francini F (1991) A Checklist of the Argentine snakes. *Bollettino del Museo Regionale di Scienze Naturali di Torino* 9: 55–90.
- Williams JD, Vera GD, Di Pietro DO (2021) Lista comentada de las serpientes de la Argentina, con referencias a su sistemática, distribución geográfica, dieta, reproducción, potencial peligrosidad y etimologías. *Revista del Museo de La Plata* 6: 26–124.
- Willig MR, Kaufman DM, Stevens RD (2003) Latitudinal Gradients of Biodiversity: Pattern, Process, Scale, and Synthesis. *Annual Review of Ecology, Evolution, and Systematics* 34: 273–309. <https://doi.org/10.1146/annurev.ecolsys.34.012103.144032>
- Wilson EO (2003) The encyclopedia of life. *Trends in Ecology and Evolution* 18: 77–80. [https://doi.org/10.1016/S0169-5347\(02\)00040-X](https://doi.org/10.1016/S0169-5347(02)00040-X)
- Wilson EO (2017) Biodiversity research requires more boots on the ground: Comment. *Nature Ecology and Evolution* 1: 1590–1591. <https://doi.org/10.1038/s41559-017-0360-y>
- Zuloaga FO, Belgrano MJ, Zanolini CA (2019) An update of the catalogue of the vascular plants of the Southern cone. *Darwiniana* 7: 208–278. <https://doi.org/10.14522/darwiniana.2019.72.861>

## Appendix I

Total number (and percentage, regarding national richness) of native and endemic species by taxonomic group and province. The number of exotic species is the difference between the richness and the number of native species in each case. \* Buenos Aires includes Ciudad Autónoma de Buenos Aires. \*\* Not all species are endemic to the Argentina Sea but may be from a portion of it.







**Table A3.**

Province	Total			
	Richness	Native	Exotic	Endemic
Buenos Aires*	918 (27.8%)	884 (27.3%)	34 (54.0%)	35 (7.1%)
Catamarca	671 (20.3%)	662 (20.4%)	9 (14.3%)	92 (18.7%)
Chaco	838 (25.4%)	828 (25.6%)	10 (15.9%)	13 (2.6%)
Chubut	468 (14.2%)	453 (14.0%)	15 (23.8%)	60 (12.2%)
Córdoba	643 (19.5%)	622 (19.2%)	21 (33.3%)	50 (10.2%)
Corrientes	1,079 (32.7%)	1,065 (32.9%)	14 (22.2%)	20 (4.1%)
Entre Ríos	819 (24.8%)	801 (24.7%)	16 (25.4%)	10 (2.0%)
Formosa	850 (25.7%)	840 (25.9%)	10 (15.9%)	9 (1.8%)
Jujuy	884 (26.8%)	877 (27.1%)	7 (11.1%)	43 (8.7%)
La Pampa	417 (12.6%)	401 (12.4%)	16 (25.4%)	40 (8.1%)
La Rioja	529 (16.0%)	520 (16.0%)	9 (14.3%)	66 (13.4%)
Mendoza	513 (15.5%)	493 (15.2%)	20 (31.7%)	82 (16.7%)
Misiones	1,190 (36.0%)	1177 (36.3%)	13 (20.6%)	45 (9.1%)
Neuquén	448 (13.6%)	427 (13.2%)	21 (33.3%)	75 (15.2%)
Río Negro	540 (16.3%)	523 (16.1%)	17 (27.0%)	73 (14.8%)
Salta	1,092 (33.1%)	1,080 (33.3%)	12 (19.0%)	68 (13.8%)
San Juan	470 (14.2%)	457 (14.1%)	13 (20.6%)	71 (14.4%)
San Luis	459 (13.9%)	442 (13.6%)	17 (27.0%)	47 (9.6%)
Santa Cruz	382 (11.6%)	367 (11.3%)	15 (23.8%)	31 (6.3%)
Santa Fe	859 (26.0%)	840 (25.9%)	19 (30.2%)	11 (2.2%)
Santiago del Estero	598 (18.1%)	592 (18.3%)	6 (9.5%)	25 (5.1%)
Tierra del Fuego	304 (9.2%)	292 (9.0%)	12 (19.0%)	6 (1.2%)
Tucumán	767 (23.2%)	754 (23.3%)	13 (20.6%)	57 (11.6%)
Argentina Sea	119 (3.6%)	119 (3.7%)	0 (0.0%)	20 (4.1%)

## Appendix 2

Number of exclusive endemic species. \* Buenos Aires includes Ciudad Autónoma de Buenos Aires.

**Table A4.**

Province	Marine fishes	Freshwater fishes	Amphibians	Reptiles	Birds	Mammals	Total
Buenos Aires*	–	3	1	6	–	4	14
Catamarca	–	5	4	17	–	5	31
Chaco	–	2	–	–	–	1	3
Chubut	–	1	1	13	–	4	19
Córdoba	–	3	2	–	–	4	9
Corrientes	–	1	2	3	–	2	8
Entre Ríos	–	2	–	–	–	–	2
Formosa	–	–	–	1	–	–	1
Jujuy	–	3	6	2	–	2	13
La Pampa	–	–	–	–	–	1	1
La Rioja	–	2	1	7	–	3	13
Mendoza	–	1	1	12	–	5	19
Misiones	–	35	2	–	–	1	38

Province	Marine fishes	Freshwater fishes	Amphibians	Reptiles	Birds	Mammals	Total
Neuquén	–	–	6	26	–	1	<b>33</b>
Río Negro	–	1	2	21	–	–	<b>24</b>
Salta	–	5	2	8	–	2	<b>17</b>
San Juan	–	5	2	9	–	3	<b>19</b>
San Luis	–	–	–	–	–	–	–
Santa Cruz	–	1	–	10	1	–	<b>12</b>
Santa Fe	–	1	–	–	–	1	<b>2</b>
Santiago del Estero	–	–	–	–	–	–	–
Tierra del Fuego	–	–	–	–	5	1	<b>6</b>
Tucumán	–	3	1	5	–	8	<b>17</b>
Argentina Sea	20	–	–	–	–	0	<b>20</b>
	<b>20</b>	<b>74</b>	<b>33</b>	<b>140</b>	<b>6</b>	<b>48</b>	<b>321</b>

### Appendix 3

Number and percentage of threatened (CR, EN, VU) species per taxonomic group and province. Percentages are calculated in relation to the total native species of the group present in the province. \* Total over the number of threatened native species present in the province. \*\* Buenos Aires includes Ciudad Autónoma de Buenos Aires.

**Table A5.**

Province	Marine fishes	Freshwater fishes	Amphibians	Reptiles	Birds	Mammals	Total*
Buenos Aires**	0 (0.0%)	6 (2.8%)	4 (13.3%)	12 (20.0%)	56 (11.7%)	14 (11.5%)	92 (10.4%)
Catamarca	0 (0.0%)	2 (5.7%)	7 (26.9%)	12 (15.2%)	38 (8.7%)	13 (14.3%)	72 (10.9%)
Chaco	0 (0.0%)	4 (2.4%)	1 (2.1%)	24 (24.0%)	46 (10.9%)	18 (17.6%)	93 (11.2%)
Chubut	0 (0.0%)	5 (41.7%)	7 (41.2%)	9 (17.0%)	35 (12.4%)	14 (14.3%)	70 (15.5%)
Córdoba	0 (0.0%)	8 (16.0%)	3 (9.1%)	15 (21.4%)	34 (8.3%)	9 (12.2%)	69 (11.1%)
Corrientes	0 (0.0%)	5 (1.7%)	2 (3.4%)	24 (23.1%)	65 (12.7%)	17 (15.7%)	113 (10.6%)
Entre Ríos	0 (0.0%)	5 (1.9%)	3 (7.1%)	9 (14.3%)	34 (8.8%)	6 (9.4%)	57 (7.1%)
Formosa	0 (0.0%)	3 (1.8%)	1 (2.0%)	17 (18.7%)	46 (10.7%)	17 (15.7%)	84 (10.0%)
Jujuy	0 (0.0%)	4 (8.3%)	11 (23.4%)	9 (13.8%)	59 (10.1%)	24 (17.3%)	107 (12.2%)
La Pampa	0 (0.0%)	0 (0.0%)	1 (9.1%)	6 (12.5%)	23 (8.2%)	4 (7.5%)	34 (8.5%)
La Rioja	0 (0.0%)	1 (7.1%)	1 (6.7%)	10 (16.7%)	28 (7.6%)	10 (14.9%)	50 (9.6%)
Mendoza	0 (0.0%)	0 (0.0%)	1 (10.0%)	18 (22.5%)	29 (8.9%)	9 (12.2%)	57 (11.6%)
Misiones	0 (0.0%)	10 (3.0%)	1 (1.6%)	39 (39.0%)	95 (16.9%)	31 (23.7%)	176 (15.0%)
Neuquén	0 (0.0%)	4 (28.6%)	8 (34.8%)	12 (17.4%)	23 (8.6%)	11 (15.9%)	58 (13.6%)
Río Negro	0 (0.0%)	5 (26.3%)	8 (33.3%)	15 (20.5%)	39 (12.1%)	13 (13.7%)	80 (15.3%)
Salta	0 (0.0%)	9 (5.8%)	11 (20.4%)	21 (18.1%)	65 (10.8%)	25 (15.7%)	131 (12.1%)
San Juan	0 (0.0%)	1 (5.0%)	1 (6.7%)	10 (15.9%)	22 (7.0%)	8 (16.0%)	42 (9.2%)
San Luis	0 (0.0%)	2 (12.5%)	0 (0.0%)	4 (8.0%)	21 (6.6%)	6 (11.8%)	33 (7.5%)
Santa Cruz	0 (0.0%)	3 (42.9%)	1 (25.0%)	2 (6.5%)	42 (16.7%)	12 (14.6%)	60 (16.3%)
Santa Fe	0 (0.0%)	8 (3.8%)	2 (3.8%)	14 (17.1%)	43 (9.8%)	8 (11.1%)	75 (8.9%)
Santiago del Estero	0 (0.0%)	3 (6.4%)	1 (3.2%)	10 (14.7%)	31 (8.2%)	10 (13.5%)	55 (9.3%)
Tierra del Fuego	0 (0.0%)	4 (80.0%)	0 (0.0%)	0 (0.0%)	45 (19.7%)	7 (10.9%)	56 (19.2%)
Tucumán	0 (0.0%)	3 (5.4%)	6 (22.2%)	9 (13.2%)	51 (10.2%)	15 (13.4%)	84 (11.1%)
Argentina Sea	74 (13.0%)	0 (0.0%)	0 (0.0%)	3 (100%)	17 (26.6%)	8 (15.4%)	102 (14.9%)