

Article

Quantum Computing for Dealing with Inaccurate Knowledge Related to the Certainty Factors Model

Vicente Moret-Bonillo ^{*} , Samuel Magaz-Romero  and Eduardo Mosqueira-Rey 

Universidade da Coruña (CITIC), Campus de Elviña, 15071 A Coruña, Spain; s.magazr@udc.es (S.M.-R.); eduardo.mosqueira@udc.es (E.M.-R.)

* Correspondence: vicente.moret@udc.es; Tel.: +34-981-167-000 (ext. 1248)

Abstract: In this paper, we illustrate that inaccurate knowledge can be efficiently implemented in a quantum environment. For this purpose, we analyse the correlation between certainty factors and quantum probability. We first explore the certainty factors approach for inexact reasoning from a classical point of view. Next, we introduce some basic aspects of quantum computing, and we pay special attention to quantum rule-based systems. In this context, a specific use case was built: an inferential network for testing the behaviour of the certainty factors approach in a quantum environment. After the design and execution of the experiments, the corresponding analysis of the obtained results was performed in three different scenarios: (1) inaccuracy in declarative knowledge, or imprecision, (2) inaccuracy in procedural knowledge, or uncertainty, and (3) inaccuracy in both declarative and procedural knowledge. This paper, as stated in the conclusions, is intended to pave the way for future quantum implementations of well-established methods for handling inaccurate knowledge.

Keywords: quantum computing; artificial intelligence; certainty factors; inaccurate reasoning; quantum rule-based systems



Citation: Moret-Bonillo, V.; Magaz-Romero, S.; Mosqueira-Rey, E. Quantum Computing for Dealing with Inaccurate Knowledge Related to the Certainty Factors Model. *Mathematics* **2022**, *10*, 189. <https://doi.org/10.3390/math10020189>

Academic Editors: Jose L. Salmeron and Christophe Guyeux

Received: 15 November 2021

Accepted: 4 January 2022

Published: 8 January 2022

Publisher's Note: MDPI stays neutral with regard to jurisdictional claims in published maps and institutional affiliations.



Copyright: © 2022 by the authors. Licensee MDPI, Basel, Switzerland. This article is an open access article distributed under the terms and conditions of the Creative Commons Attribution (CC BY) license (<https://creativecommons.org/licenses/by/4.0/>).

1. Introduction

The field of Artificial Intelligence (AI) is usually divided into two opposing points of view: on the one hand, we have the Symbolic AI, which focuses on a symbolic representation of the world and then uses logic and search to solve problems, and on the other hand, we have the subsymbolic AI that does not use explicit high-level symbols and relies on mathematical equations to solve problems. Inside the subsymbolic approach, we can find the connectionist models, that aim to build networks of simple interconnected units that aim to simulate the functioning of the human brain [1]. The subsymbolic field includes the Machine Learning (ML) disciplines, which focus on constructing computer systems that automatically improve through experience. It also includes the study of the fundamental statistical, computational, information and theoretic laws behind these learning systems [2].

The field of Quantum Computing has proven to be better than classical computers at solving certain types of problems. For example: algebraic computational problems, such as the Shor algorithm [3]; optimization and simulation tasks, such as simulated annealing; database search, such as the Grover's search algorithm [4]; or sampling problems, such as the Markov Chain Monte Carlo methods. In general, we can say that the advantage that quantum computation offers is the exploitation of an exponentially large quantum state space through controllable entanglement and interference [5].

Since ML models and applications deal with massive parallel processing of high-dimensional data, it seems obvious that quantum computers can be an advantage when designing ML algorithms. Thus, a new field called Quantum Machine Learning (QML) has emerged, where quantum algorithms have been defined for ML tasks that exhibit quantum speedups [6–9].

However, the field of symbolic AI seems not to have benefited greatly from the existence of quantum computers. There are some suggestions: for example, since there are algorithms developed to solve pattern matching problems, that is, the search for certain types of patterns in certain search spaces (e.g., the search for substrings in long text sources such as [10,11]) that are inspired in Grover's search algorithm [4]; it has been suggested to use quantum pattern matching to perform pattern matching of rule-based systems [12].

A more promising line for incorporating quantum computation into symbolic AI is to use the probabilistic nature of quantum systems to represent imprecision and uncertainty. Reasoning with inaccurate knowledge is one of the fundamental problems of symbolic AI [13]. Broadly speaking, we can consider that the origin of inaccurate knowledge is related to one or more of the following causes [14]: (1) the available information is incomplete, (2) the available information is incorrect, (3) the information we use is inaccurate, (4) the real world is not deterministic, (5) the lack of agreement between experts in the same field is frequent, and (6) the knowledge model contains inaccurate information.

One of the first successful models to deal with uncertainty was the Certainty Factors model proposed by Shortliffe and Buchanan (S.B.) [15] that shook the foundations of the, at that moment, incipient world of artificial intelligence. The Shortliffe and Buchanan model of certainty factors is ad hoc in nature and therefore lacks a strong theoretical basis. However, this model was immediately accepted due to its easy understanding and the quality of the results obtained after its application. In any case, it appears that, despite its ad hoc nature, probabilities are in the core of this certainty factors [16].

Later approaches to model inexact knowledge include fuzzy models [17] based on fuzzy sets, the evidential theory of Dempster and Shafer [18], and the Bayesian networks (or belief networks) [19] that combine graph theory and probability theory.

Although the certainty factors model is independent of the technology, the real fact is that, at present, we can start thinking on taking advantage of quantum systems and consider specific applications of quantum computing (Q.C.), since we currently are in the noisy intermediate-scale quantum (NISQ) era [20]. In this context, the question is [21]: Could we use actual quantum computing (which is intrinsically probabilistic) to investigate the probabilistic nature of certainty factors for reasoning with inaccurate knowledge?

Although this paper is strongly based on what we have already published in [13], the major novelty of this work is to show how a well-established method [15] for dealing with inaccurate knowledge can be implemented and studied from a quantum viewpoint.

In this context, a specific use case was built: an inferential network for testing the behaviour of the certainty factors approach in a quantum environment. After the design and execution of the experiments, the corresponding analysis of the obtained results is performed in three different scenarios: (1) inaccuracy in declarative knowledge, or imprecision, (2) inaccuracy in procedural knowledge, or uncertainty, and (3) inaccuracy in both declarative and procedural knowledge.

We hope this paper paves the way for future quantum implementations of well-established, traditional methods for handling inaccurate knowledge.

2. The Certainty Factors Model

The basic ideas of the certainty factors model can be summarized in the following points [15]: (a) given a hypothesis that is being considered, the evidential strength of a statement should be represented by two different measures: the Measure of Increasing Belief, $MB(h, e)$, and the Measure of Increasing Disbelief, $MD(h, e)$; (b) $MB(h, e)$ and $MD(h, e)$ are dynamic indexes that represent increments associated with new evidence; (c) if h is a hypothesis, and e is an evidence, the same evidence e cannot simultaneously increase belief and disbelief in h ; (d) $MB(h, e)$ represents an increase in belief in the hypothesis h given the new evidence e ; and (e) $MD(h, e)$ represents an increase in disbelief in the hypothesis h given the new evidence e .

Now, let $p(h)$ be the a priori probability of h and let $p(h/e)$ be the probability of h after e . Note that $p(h)$ is a probability, and $p(h/e)$ is a conditional probability. With these assumptions, we can identify the following cases:

- If $p(h/e) > p(h)$, then there is an increase in the probability of the hypothesis h after e . In this case: $MB(h, e) > 0$, $MD(h, e) = 0$, and $MB(h, e)$ is defined as follows:

$$MB(h, e) = \frac{p(h/e) - p(h)}{1 - p(h)} \tag{1}$$

According to this expression, $MB(h, e)$ represents a relative increase in the likelihood of the hypothesis h after evidence e .

- If $p(h) > p(h/e)$, then there is a decrease in the probability of the hypothesis h after e . In this case: $MB(h, e) = 0$, $MD(h, e) > 0$, and $MD(h, e)$ is defined as follows:

$$MD(h, e) = \frac{p(h) - p(h/e)}{p(h)} \tag{2}$$

According to this expression, $MD(h, e)$ represents a relative increase in the negation of the likelihood of the hypothesis h after evidence e .

- If $p(h/e) = p(h)$, then either the new evidence e is independent of the hypothesis h or there is no knowledge about an eventual causal relationship between h and e . In this case:

$$MB(h, e) = MD(h, e) = 0 \tag{3}$$

In addition to $MB(h, e)$ and $MD(h, e)$, Shortliffe and Buchanan define a third index, the Certainty Factor, $CF(h, e)$, which combines the two previous measures according to the expression:

$$CF(h, e) = MB(h, e) - MD(h, e) \tag{4}$$

The above formula is a formal equation since the same evidence cannot simultaneously increase belief and disbelief about the same hypothesis. Shortliffe and Buchanan proposed this certainty factor to facilitate the comparison between evidential strengths of alternative hypotheses related with the same evidence. According to their definitions, the ranges of each measure are:

$$0 \leq MB(h, e) \leq 1 \quad ; \quad 0 \leq MD(h, e) \leq 1 \quad ; \quad -1 \leq CF(h, e) \leq 1 \tag{5}$$

Since all these indexes are based on probabilities, one could expect that they would behave as probabilities, but this could be not necessarily true.

According to Shortliffe and Buchanan, one of the weakest points of probabilistic models is the fact that the same evidence supports, simultaneously, a given hypothesis and its negation. This is a consequence of the mathematical consistency of probabilistic models, which forces that:

$$p(h/e) + p(-h/e) = 1 \tag{6}$$

Following the arguments of Shortliffe and Buchanan, the certainty factors are not complementary to the unit as probabilities do. In fact, $CF(h, e) = -CF(-h, e)$. Assume that $p(h/e) > p(h)$ —the same result is obtained if we consider that $p(h/e) < p(h)$ —then:

$$p(h/e) > p(h) \rightarrow CF(h, e) = MB(h, e) \rightarrow MD(h, e) = 0 \tag{7}$$

$$MB(h, e) = \frac{p(h/e) - p(h)}{1 - p(h)} \tag{8}$$

$$p(h/e) + p(-h/e) = 1 \quad ; \quad p(h) + p(-h) = 1 \tag{9}$$

$$CF(h, e) = MB(h, e) = \frac{p(h/e) - p(h)}{1 - p(h)} \tag{10}$$

$$CF(h, e) = \frac{1 - p(\neg h/e) - 1 + p(\neg h)}{p(\neg h)} = \frac{p(\neg h) - p(\neg h/e)}{p(\neg h)} \tag{11}$$

$$CF(h, e) = MD(\neg h, e) = -CF(\neg h, e) \rightarrow CF(h, e) = -CF(\neg h, e) \tag{12}$$

Going a little bit deeper, the following question arises: how should an expert handle the certainty factors? For the specific case of a single piece of evidence, the answer is clear, as shown in these scenarios: (a) the expert indicates a value greater than zero and less than or equal to one, if the evidence in question supports the hypothesis, (b) the expert indicates a value less than zero but greater than or equal to minus one, if the evidence in question goes against the hypothesis, and (c) the expert indicates a value equal to zero, if he or she considers that the evidence found is independent of the considered hypothesis.

Another issue appears when there are several independent pieces of evidence pointing to the same hypothesis. In this case, we are talking about the combination of different pieces of evidence that are related to the same hypothesis. We can formulate this situation in the following terms: assume we have a set of rules, all of them with the same conclusion, each of them weighted with a different certainty factor. In addition, assume that $E = [e_1, e_2, \dots, e_n]$ is all the evidence we have. What is the resulting certainty factor for the hypothesis h given all the evidence E ? That is, what is the value of $CF(h, E)$?

$$\begin{aligned} e_1 &\xrightarrow{CF(h, e_1)} h \\ e_2 &\xrightarrow{CF(h, e_2)} h \\ &\dots \\ e_n &\xrightarrow{CF(h, e_n)} h \end{aligned} \tag{13}$$

In this case, each evidence $[e_1, e_2, \dots, e_n]$ affects, in a different manner, to the veracity of the hypothesis under consideration. The problem is to find an adequate formulation that allows us to evaluate:

$$CF(h, E) \quad ; \quad E = [e_1, e_2, \dots, e_n] \tag{14}$$

Shortliffe and Buchanan propose the following approach for the combination of two pieces of evidence that refer to the same hypothesis. The formulation in terms of certainty factors is as follows:

- If $CF(h, e_1) > 0$ and $CF(h, e_2) > 0$, then:

$$CF(h, e_1 \wedge e_2) = CF(h, e_1) + CF(h, e_2) - CF(h, e_1) \times CF(h, e_2) \tag{15}$$

- If $CF(h, e_1) < 0$ and $CF(h, e_2) < 0$, then:

$$CF(h, e_1 \wedge e_2) = CF(h, e_1) + CF(h, e_2) + CF(h, e_1) \times CF(h, e_2) \tag{16}$$

- If $CF(h, e_1) \times CF(h, e_2) < 0$, then:

$$CF(h, e_1 \wedge e_2) = \frac{CF(h, e_1) + CF(h, e_2)}{1 - \min\{|CF(h, e_1)|, |CF(h, e_2)|\}} \tag{17}$$

This way of combining evidence referring to the same hypothesis is associative, and when there are more than just two pieces of evidence, the combination of the different pieces of evidence can be considered in any order without affecting the final result.

Now, suppose the following inferential circuit:

$$e_1 \xrightarrow{CF(e_2, e_1)} e_2 \xrightarrow{CF(h, e_2)} h \tag{18}$$

How do we calculate $CF(h, e_1)$? We now face a problem of propagation of uncertainty. To solve it, Shortliffe and Buchanan propose the following equation:

$$CF(h, e_1) = CF(h, e_2) \times \max\{0, CF(e_1, e_2)\} \tag{19}$$

This approach refers exclusively to the propagation of pure uncertainty, but it can also happen that input data are imprecise. There is a subtle difference between imprecision and uncertainty. Thus, while imprecision is a property associated with declarative knowledge (and therefore static), uncertainty is related to the evidential strength of causal relationships. For example: what should we conclude about h , if instead of having e_1 we have ε_1 , where ε_1 looks like e_1 but is not exactly e_1 ? In this context, Shortliffe and Buchanan propose a formulation that treats imprecision as uncertainty. To do this, they modify the previous inferential circuit (Equation (18)) as follows:

$$\varepsilon_1 \xrightarrow{CF(e_1, \varepsilon_1)} e_1 \xrightarrow{CF(e_2, e_1)} e_2 \xrightarrow{CF(h, e_2)} h \tag{20}$$

Now, in order to calculate $CF(h, \varepsilon_1)$, the inaccurate knowledge—taking into account that $CF(e_1, \varepsilon_1)$ is the imprecision associated to e_1 —is propagated as follows:

$$CF(h, \varepsilon_1) = CF(h, e_1) \times \max\{0, CF(e_1, \varepsilon_1)\} \tag{21}$$

A final aspect related to the propagation of inaccurate knowledge is related to the logical combination of evidence. In production systems, rule antecedent clauses are usually nested through the logical operators {AND, OR, NOT}. In this context, Shortliffe and Buchanan propose the use of the minimum to evaluate the logical clause AND and the maximum to evaluate the logical clause OR.

As an example, consider the following rule, with the AND operator represented by the \wedge symbol and the OR operator represented by the \vee symbol:

$$\text{IF: } e_1 \wedge (e_2 \vee e_3) \text{ THEN: } h \text{ with } CF_{rule} = x \quad ; \quad -1 \leq x \leq 1 \tag{22}$$

The antecedent of this rule is $E_{antecedent} = e_1 \wedge (e_2 \vee e_3)$. However, in a real problem, we usually have imprecise evidences ε rather than categorical evidences e . Therefore, the evidence we have is $E_{actual} = [\varepsilon_1, \varepsilon_2, \varepsilon_3]$, which is the evidence that modifies the antecedent of the rule. In this case, our problem is to find $CF(h, E_{actual})$:

$$\begin{aligned} CF(h, E_{actual}) &= CF_{rule} \times \max\{0, CF(E_{antecedent}, E_{actual})\} = \\ &= CF_{rule} \times \max\{0, CF(e_1 \wedge (e_2 \vee e_3), [\varepsilon_1, \varepsilon_2, \varepsilon_3])\} = \\ &= CF_{rule} \times \max\{0, \min\{CF(e_1, \varepsilon_1) \max\{CF(e_2, \varepsilon_2), CF(e_3, \varepsilon_3)\}\}\} \end{aligned} \tag{23}$$

This is the whole formulation of Shortliffe and Buchanan Certainty Factors Model, which serves as a basis for our work.

We chose this model to base this work for several reasons: (1) historically, the proposal of Shortliffe and Buchanan has had a great impact in the field of inaccurate reasoning; thus, we consider it a good starting point for our work on a quantum implementation of inaccurate reasoning, since we aim to model imprecision and uncertainty; (2) while the certainty factors model is not explicitly probabilistic, it is based on probabilities, and therefore we consider it interesting to study how this classical model compares to a quantum approach and its probabilistic nature; and (3) although it is not as popular as it was, there is still relevant work on certainty factors, such as [22–25].

To this we want to add, as is more thoroughly explained in [26], that there exists a correlation between certainty factors and probabilities, which can lead to similarities with Bayesian belief-networks models, since both apply similar concepts. In this paper, certainty factors are just the employed model to compare and analyse the results obtained.

3. An Overview of Quantum Computing

In Quantum Computing, the information unit is the qubit. The qubit is a vector of a Hilbert space represented, in the Dirac notation, by a column matrix (Equation (24)) in such a way that a bit 0 corresponds to a ket 0 and a bit 1 corresponds to a ket 1 [27].

$$\text{bit } 0 = \{0\} \rightarrow \text{ket } 0 = |0\rangle = \begin{pmatrix} 1 \\ 0 \end{pmatrix} \quad ; \quad \text{bit } 1 = \{1\} \rightarrow \text{ket } 1 = |1\rangle = \begin{pmatrix} 0 \\ 1 \end{pmatrix} \quad (24)$$

However, quantum systems can be in coherent superposition, which means that a quantum system can be simultaneously in the states ket 0 and ket 1. To describe this peculiarity, we need a state function, ψ , that verifies the following restrictions [28]:

$$|\psi\rangle = \begin{pmatrix} \alpha \\ \beta \end{pmatrix} = \alpha|0\rangle + \beta|1\rangle \quad ; \quad \alpha, \beta \in \mathbb{C} \quad ; \quad |\alpha|^2 + |\beta|^2 = 1 \quad (25)$$

Note that the 1-qubit $|\psi\rangle$ is built from the parameters α and β , which are the amplitudes of the state function. In addition, note that α and β are defined as complex numbers, which means that they have phase information, which allows one to perform rotations. This aspect is treated later when we implement inaccurate knowledge.

A direct consequence of Heisenberg’s indeterminacy principle [29] is that when we observe (or measure) a given qubit in superposition, said qubit loses its quantum properties and collapses, irreversibly, in classical bits with a given probability.

A big difference between classical computing and quantum computing is related to the nature of logical gates. While quantum gates are bijective because they are unitary transformations, logical gates in general are not [30]. The most important consequence of this property of quantum gates is that quantum states cannot be copied [27]. Unlike conventional logic gates, which can operate from n-bits to m-bits, quantum gates must operate from n-qubits to n-qubits, and they are reversible. The reversibility of quantum gates is a consequence of the unitary nature of the corresponding operators. Each quantum gate of n-qubits can be represented by a unitary matrix of dimension $2^n \times 2^n$, where the transformation performed by the quantum gate is accomplished by its associated matrix operator. Taking into account the description of the transformation that a quantum gate performs on the elements of the basis space, the unitary matrix associated with it is obtained from the following procedure [31]:

- The rows of the matrix correspond to the basis vectors of the input;
- The columns of the matrix correspond to the basis vectors of the output;
- The position (j, i) of the matrix corresponds to the coefficient of the j basis vector output in relation to the i basis vector input.

Quantum gates that operate on a single qubit or 1-qubit systems (one input qubit and one output qubit) have associated 2×2 matrices. We now see how we can operate with some of these gates. We start with the identity gate, I (Figure 1), which, although its behaviour does not modify the state of the input qubit, serves to illustrate the procedure for constructing the associated unitary matrix. Table 1 represents the truth table of the I gate, and Table 2 illustrates the associated unitary matrix of the I operation.

$$|x\rangle \text{ — } \boxed{\text{IDENTITY}} \text{ — } |x\rangle$$

Figure 1. Quantum representation of the Identity operation.

Table 1. Truth table of the Identity operation.

Input	Output
$ 0\rangle$	$ 0\rangle$
$ 1\rangle$	$ 1\rangle$

Table 2. Unitary matrix associated to the truth table of the Identity operation.

	$ 0\rangle$	$ 1\rangle$
$ 0\rangle$	1	0
$ 1\rangle$	0	1

The behaviour of the unitary matrix of the I gate is as follows:

$$I|0\rangle = \begin{pmatrix} 1 & 0 \\ 0 & 1 \end{pmatrix} \begin{pmatrix} 1 \\ 0 \end{pmatrix} = \begin{pmatrix} 1 \\ 0 \end{pmatrix} = |0\rangle \quad ; \quad I|1\rangle = \begin{pmatrix} 1 & 0 \\ 0 & 1 \end{pmatrix} \begin{pmatrix} 0 \\ 1 \end{pmatrix} = \begin{pmatrix} 0 \\ 1 \end{pmatrix} = |1\rangle \quad (26)$$

Similar to the identity gate I is the negation gate, N , usually described in quantum computing as the X gate, which is as follows:

$$N = X = \begin{pmatrix} 0 & 1 \\ 1 & 0 \end{pmatrix} \quad (27)$$

$$N|0\rangle = \begin{pmatrix} 0 & 1 \\ 1 & 0 \end{pmatrix} \begin{pmatrix} 1 \\ 0 \end{pmatrix} = \begin{pmatrix} 0 \\ 1 \end{pmatrix} = |1\rangle \quad ; \quad N|1\rangle = \begin{pmatrix} 0 & 1 \\ 1 & 0 \end{pmatrix} \begin{pmatrix} 0 \\ 1 \end{pmatrix} = \begin{pmatrix} 1 \\ 0 \end{pmatrix} = |0\rangle \quad (28)$$

Finally, the Hadamard gate, H , transforms a 1-qubit into a superposition of the elements of the basis $\{|0\rangle, |1\rangle\}$. The description and transformations that Hadamard’s gate performs are illustrated below:

$$H = \frac{1}{\sqrt{2}} \begin{pmatrix} 1 & 1 \\ 1 & -1 \end{pmatrix} \quad ; \quad H|0\rangle = \frac{|0\rangle + |1\rangle}{\sqrt{2}} \quad ; \quad H|1\rangle = \frac{|0\rangle - |1\rangle}{\sqrt{2}} \quad (29)$$

Tensor products are used to build more complex systems of qubits. For example, we can build 2-qubit systems from the tensor product two 1-qubit systems. A 2-qubit system $|x\rangle|y\rangle = |x, y\rangle = |xy\rangle$ is constructed as $|x\rangle \otimes |y\rangle$. Therefore, if we consider the vectors of the basis for 1-qubit $\{|0\rangle, |1\rangle\}$, it follows that:

$$|0\rangle \otimes |0\rangle = |0\rangle|0\rangle = |0,0\rangle = |00\rangle = \begin{pmatrix} 1 \\ 0 \end{pmatrix} \otimes \begin{pmatrix} 1 \\ 0 \end{pmatrix} = \begin{pmatrix} 1 \\ 0 \\ 0 \\ 0 \end{pmatrix} \quad (30)$$

$$|0\rangle \otimes |1\rangle = |0\rangle|1\rangle = |0,1\rangle = |01\rangle = \begin{pmatrix} 1 \\ 0 \end{pmatrix} \otimes \begin{pmatrix} 0 \\ 1 \end{pmatrix} = \begin{pmatrix} 0 \\ 1 \\ 0 \\ 0 \end{pmatrix} \quad (31)$$

$$|1\rangle \otimes |0\rangle = |1\rangle|0\rangle = |1,0\rangle = |10\rangle = \begin{pmatrix} 0 \\ 1 \end{pmatrix} \otimes \begin{pmatrix} 1 \\ 0 \end{pmatrix} = \begin{pmatrix} 0 \\ 0 \\ 1 \\ 0 \end{pmatrix} \quad (32)$$

$$|1\rangle \otimes |1\rangle = |1\rangle|1\rangle = |1,1\rangle = |11\rangle = \begin{pmatrix} 0 \\ 1 \end{pmatrix} \otimes \begin{pmatrix} 0 \\ 1 \end{pmatrix} = \begin{pmatrix} 0 \\ 0 \\ 0 \\ 1 \end{pmatrix} \quad (33)$$

Therefore, the vectors of the basis for 2-qubit systems are $\{|00\rangle, |01\rangle, |10\rangle, |11\rangle\}$, and the matrices that perform unitary transformations in 2-qubit systems must be matrices of dimension 4×4 . Similarly, the vectors of the basis for 3-qubit systems are $\{|000\rangle, |001\rangle, |010\rangle, |011\rangle, |100\rangle, |101\rangle, |110\rangle, |111\rangle\}$, and the matrices that perform unitary transformations in 3-qubit systems must be matrices of dimension 8×8 .

In the context of 2-qubit systems, we mention the *CN* gate (*Controlled-Not*), that negates the second qubit if the first qubit is $|1\rangle$. Table 3 represents the truth table of the *CN* gate, and Table 4 illustrates the associated unitary matrix of the *CN* operation. Clearly, the $|B_{output}\rangle$ of a *CN* gate can be interpreted as the output of an *XOR* gate with inputs $|A_{input}\rangle$ and $|B_{input}\rangle$; however, the device is not the same since the gate *CN* generates two outputs instead of one.

Table 3. Truth table of the *CN* operation.

Input A	Input B	Output A	Output B
$ 0\rangle$	$ 0\rangle$	$ 0\rangle$	$ 0\rangle$
$ 0\rangle$	$ 1\rangle$	$ 0\rangle$	$ 1\rangle$
$ 1\rangle$	$ 0\rangle$	$ 1\rangle$	$ 1\rangle$
$ 1\rangle$	$ 1\rangle$	$ 1\rangle$	$ 0\rangle$

Table 4. Unitary matrix associated to the truth table of the *CN* operation.

	$ 00\rangle$	$ 01\rangle$	$ 10\rangle$	$ 11\rangle$
$ 00\rangle$	1	0	0	0
$ 01\rangle$	0	1	0	0
$ 10\rangle$	0	0	0	1
$ 11\rangle$	0	0	1	0

Finally, in the context of 3-qubit systems, we mention the *CCN* gate (*Controlled-Controlled-NOT*, or Toffoli gate), that negates the third qubit when the first qubit is $|1\rangle$ and second qubit is $|1\rangle$. Table 5 illustrates the associated unitary matrix of the *CCN* operation.

Table 5. Unitary matrix associated to the truth table of the *CCN* operation.

	$ 000\rangle$	$ 001\rangle$	$ 010\rangle$	$ 011\rangle$	$ 100\rangle$	$ 101\rangle$	$ 110\rangle$	$ 111\rangle$
$ 000\rangle$	1	0	0	0	0	0	0	0
$ 001\rangle$	0	1	0	0	0	0	0	0
$ 010\rangle$	0	0	1	0	0	0	0	0
$ 011\rangle$	0	0	0	1	0	0	0	0
$ 100\rangle$	0	0	0	0	1	0	0	0
$ 101\rangle$	0	0	0	0	0	1	0	0
$ 110\rangle$	0	0	0	0	0	0	0	1
$ 111\rangle$	0	0	0	0	0	0	1	0

An interesting question is that with the quantum gates *N*, *CN*, and *CCN* we can reproduce, in a probabilistic way, the behaviour of any conventional logical gate. If we also want to explore all the possibilities, we have to use *H* gates to set the state of the system in coherent superposition.

The simulation of conventional logical gates in a quantum environment can be performed through quantum circuits. Quantum circuits consist of quantum lines and quantum operations to perform the calculations, and conventional lines where the output qubits collapse after being measured. Following these lines, we illustrate some particular examples:

- Quantum simulation of the classical NOT gate:

Figure 2 illustrates the quantum circuit for simulating a classical NOT gate, in which only one quantum line q_0 is necessary to perform the calculations and only one conventional line c_1 is necessary to record the result of the measurements. Gate H places the system in a state of superposition, and gate \oplus is a quantum NOT.

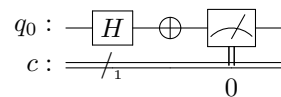


Figure 2. Quantum circuit for the NOT operation.

After the measurement, we have close to 50% of bits 0 and close to 50% of bits 1, which is what we expected. Figure 3 shows the outputs obtained after running the program 1000 times in the IBM quantum simulator [32].

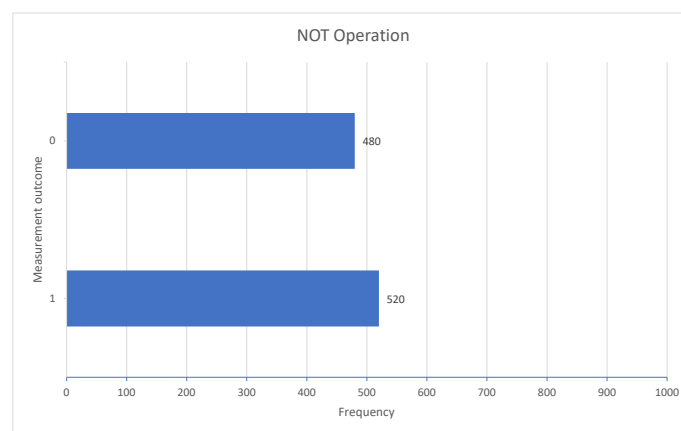


Figure 3. Results for the NOT operation.

- Quantum simulation of the AND gate: Figure 4 illustrates the quantum circuit for simulating a classical AND gate, in which three quantum lines are necessary to perform the calculations, and only one conventional line is necessary to record the result of the operations. In this case, we measure the three qubits in order to illustrate the inputs and the outputs of the gate, where c_0 is the result, and c_1 and c_2 are the inputs. Gates H place the system in a state of superposition, and gate CCN is a quantum AND.

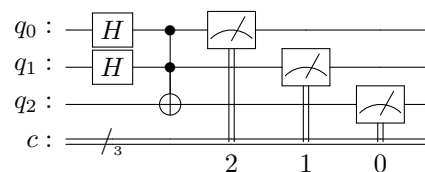


Figure 4. Quantum circuit for the AND operation.

After the measurement, we have close to 25% for each of the possible outcomes, which is what we expected. Figure 5 shows the outputs obtained after running the program 1000 times in the IBM quantum simulator [32].

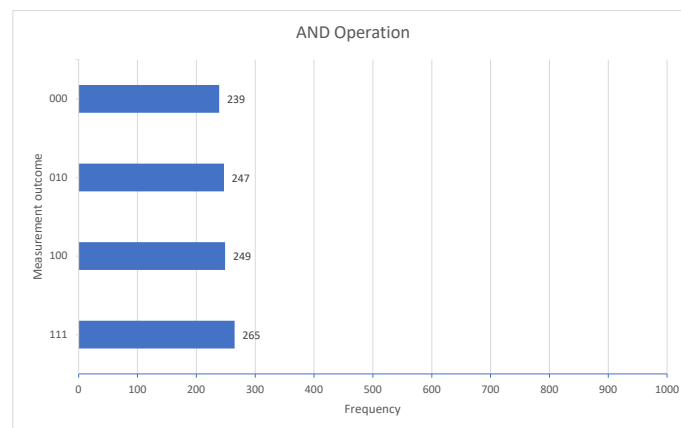


Figure 5. Results for the AND operation.

- Quantum simulation of the OR gate:
 Figure 6 illustrates the quantum circuit for simulating a classical OR gate, in which three quantum lines are necessary to perform the calculations, and only one conventional line is necessary to record the result of the operations. In this case, we measure the three qubits in order to illustrate the inputs and the outputs of the gate, where c_0 is the result, and c_1 and c_2 are the inputs. Gates H place the system in a state of superposition, and the set of gates CCN , CN , and CN is a quantum OR.

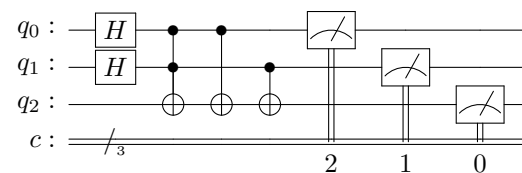


Figure 6. Quantum circuit for the OR operation.

After the measurement, we have close to 25% for each of the possible outcomes, which is what we expected. Figure 7 shows the outputs obtained after running the program 1000 times in the IBM quantum simulator [32].

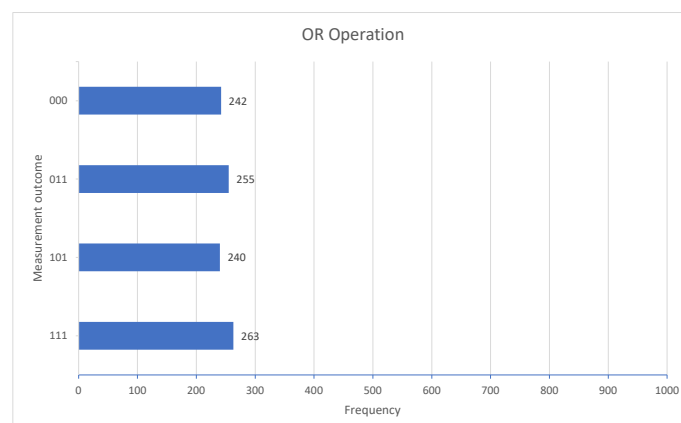


Figure 7. Results for the OR operation.

These examples are used in the next section to illustrate the implementation of the Certainty Factors Model for dealing with inaccurate knowledge in a quantum environment.

Before delving into that implementation, we want to clarify that this work does not look for quantum speedups for the time being. The focus of this work is to model imprecise

sion and uncertainty by the means of quantum computing and see if we find a coherent and consistent model, which are compared to the classical approach of certainty factors.

This work is only theoretical still, and we will work on practical applications that will allow us to analyse whether this approach provides an improvement or not in comparison to its classical counterpart.

4. Correlating Certainty Factors with a Quantum Environment

In a previous paper [13], we defined a general-purpose method for dealing with inaccuracy in quantum rule-based systems. Quantum rule-based systems are defined as quantum circuits that implement knowledge in the form of production rules. This permits to investigate the a priori probability given rules and facts, assuming that rules are true ($CF_{rule} = 1$) and facts are true ($CF(e, \varepsilon) = 1$). In that case, inaccuracy comes from the propagation of the knowledge through the inferential network. A big difference between the original article and the procedure we are going to present is that, according to the model of Shortliffe and Buchanan, both declarative knowledge and procedural knowledge can be inaccurate; so apart from the inaccuracy introduced by the inferential network itself, we should be able to analyse the effects of imprecision and uncertainty in the behaviour of a well-established inaccurate knowledge management model.

4.1. A Classical Example

Assume the following set of rules {R1, R2, R3} and the following set of facts {A, B, C, D, E}, such that for each rule there is a $CF_{Rule} \in \{-1, 1\}$ and for each fact there is a $CF_{Fact} \in \{-1, 1\}$. The specific rules are:

- R1: $A \wedge B \xrightarrow{CF_{R1}} X$
- R2: $X \vee C \xrightarrow{CF_{R2}} Y$
- R3: $Y \wedge (D \vee E) \xrightarrow{CF_{R3}} H$

Note that in this case there is neither uncertainty (since rules are categorically true or categorically false) nor imprecision (since facts are categorically true or categorically false). However, inaccuracy appears spontaneously when propagating actual knowledge through the inferential network, and this inaccuracy is the a priori probability that we can expect given all possible cases that can be defined if H is our target.

Figure 8 illustrates the classical inferential circuit that can be built from the abovementioned rules and facts.

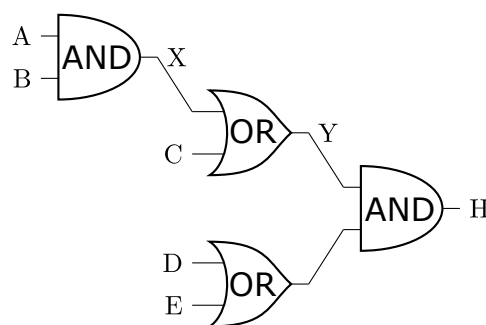


Figure 8. A classical inferential circuit with AND and OR operations.

The classical application of the Certainty Factors Model for investigating the a priori probability of hypothesis H yields to the following results:

$$CF(H) = CF_{R3} \times \max(\{0, \min(\{CF(Y), \max(\{CF(D), CF(E)\})\})\}) \tag{34}$$

$$CF(Y) = CF_{R2} \times \max(\{0, \max(\{CF(X), CF(C)\})\}) \tag{35}$$

$$CF(X) = CF_{R1} \times \max(\{0, \min(\{CF(A), CF(B)\})\}) \tag{36}$$

Given that $X, Y,$ and H are obtained through propagation, and in order to obtain the a priori probability of H , we only need to set the values -1 or 1 for the facts $A, B, C, D,$ and E , which implies the need to investigate 2^5 possibilities. The same applies for the rules $R1, R2,$ and $R3$, which implies to investigate 2^3 possibilities. This results in a total of 2^8 cases to study. When performing this, the following results were obtained:

$$p(H = FALSE) = 0.895 \quad ; \quad p(H = TRUE) = 0.105 \tag{37}$$

As previously mentioned, we can design a quantum circuit to resolve the same problem as above. Figure 9 illustrates the quantum inferential circuit equivalent to the classical inferential circuit shown in Figure 8.

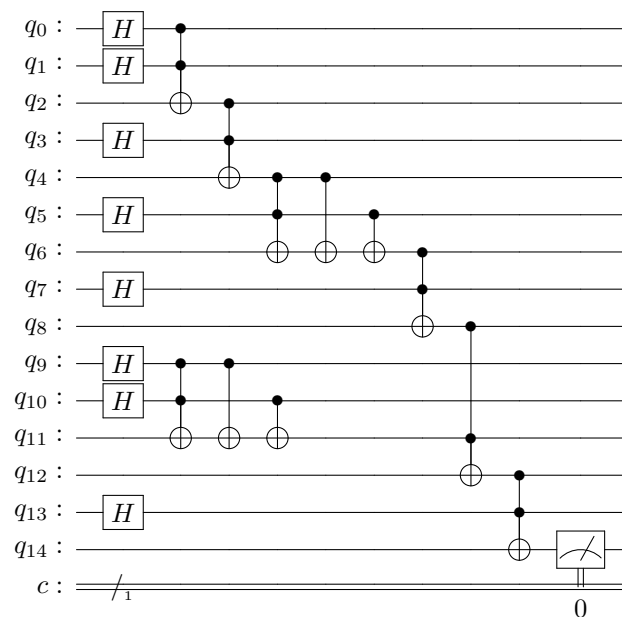


Figure 9. The quantum version of the classical inferential circuit described above.

Note that the architecture of Figure 9 is a quantum representation of an intelligent rule-based system, by means of which we can conclude something about the hypothesis H . In any case—since we work in superposition (H gates)—the results are probabilistic. In fact, if we run this program 1000 times on the IBM quantum simulator [32], we obtain the following results:

$$p(H = FALSE) = 0.892; \quad p(H = TRUE) = 0.108 \tag{38}$$

These results were obtained considering that the facts are categorically true or categorically false; therefore, there is no imprecision. Furthermore, we have not considered uncertainty in causal relationships. Table 6 shows comparative results obtained with the classical approach and the quantum approach.

Table 6. Comparison between the results of the a priori probability of the hypothesis H with the classical method and the quantum approach.

	Certainty Factors Model	Quantum Approach
$P(H = FALSE)$	0.895	0.892
$P(H = TRUE)$	0.105	0.108

As expected, results of Table 6 show strong agreement between the behaviour of both classical and quantum models.

4.2. Introducing Quantum Inaccuracy

The next step is to define a quantum method for dealing with imprecision in facts and with uncertainty in rules, in order to evaluate the inaccuracy of the hypothesis H in a real situation.

On the one hand, to define a general procedure capable of representing any degree of inaccuracy, it would be convenient to have a single quantum gate that, considering all the restrictions imposed by quantum mechanics, brings us closer to the world of analogic information. Our proposal starts with the Bloch sphere (Figure 10), which, in quantum mechanics, is a geometric representation of the pure state space of a two-level quantum system [33].

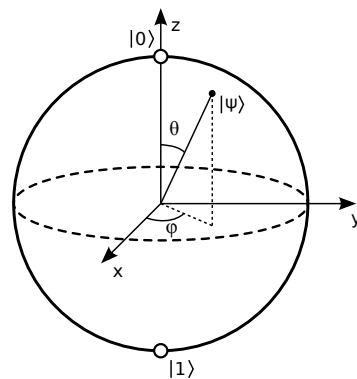


Figure 10. The Bloch sphere.

On the other hand, we already mentioned that quantum transformations are carried on by the means of unitary matrices that must be hermitian. Therefore, we assume that inaccuracy can be obtained from a unitary matrix that operates on a specific state of the quantum system. In this context, we introduce matrix $M(\delta)$, defined as follows:

$$M(\delta) = \begin{pmatrix} \cos(\delta) & \sin(\delta) \\ \sin(\delta) & -\cos(\delta) \end{pmatrix} \tag{39}$$

This matrix is clearly hermitic and unitary, since $M(\delta)M^\dagger(\delta) = I$. The input angle δ ranges from values between 0 and $\pi/2$, so that, when the state of the system has an associated value of $\delta = 0$, the statement is completely false, and when $\delta = \pi/2$, the statement is completely true. There is a direct correlation between the angle δ and the angle θ of the Bloch sphere (Equation (40)); therefore, the angle δ is no more than a rotation along the Z axis.

$$\delta = \frac{\theta}{2} \tag{40}$$

Note that when $\theta = 0$ or $\theta = \pi$, there is not inaccuracy, since we have pure qubital states. In any other case, there is inaccuracy in the state function. According to this:

- $\delta = 0 \rightarrow \theta = 0 \rightarrow$ state is $|0\rangle \rightarrow$ the associated statement is false;
- $\delta = \pi/2 \rightarrow \theta = \pi \rightarrow$ state is $|1\rangle \rightarrow$ the associated declaration is true;
- $0 < \delta < \pi/2 \rightarrow 0 < \theta < \pi \rightarrow$ state is in superposition \rightarrow we are in a situation of coherent superposition, and the associated statement is neither true nor false, or—in an equivalent way—it is true and false simultaneously.

Finally, we need to establish the relationship between angle δ and the certainty factors. First, we must normalise the certainty factors so that they range from 0 to 1 rather than from -1 to 1. For this, we propose the following equation:

$$CF_{norm}(h, e) = \frac{CF(h, e) + 1}{2} \tag{41}$$

With the normalized certainty factors, the relationship between CFs and angle δ is as follows:

$$\delta = CF \times \frac{\pi}{2} \tag{42}$$

With this approach, we model the inaccurate knowledge in quantum rule-based systems, in which certainty factors are normalized.

5. Experimentation and Results

With the above ideas in mind, let us go back to the quantum inferential circuit of Figure 9. This inferential circuit is used to model: (a) imprecision, (b) uncertainty, and (c) both imprecision and uncertainty simultaneously.

In the following subsections, we show each of the experiments and their results (S.B. for the Shortliffe and Buchanan classical model, Q.C. for the quantum computing approach), which are discussed in depth in the next section.

These experiments were carried out using the myQLM [34] quantum framework of Atos, a partner of the NEASQC project [35].

We structured each of them according to the following scheme:

- The circuit is designed according to the case we are testing;
- The data that are employed in the test are defined;
- The results for the classical (Shortliffe and Buchanan, S.B.) and quantum (Quantum Computing, Q.C.) approaches are obtained;
- The results are compared in order to find a possible correlation. Both the regression functions (dotted line) and the coefficients of determination (R^2) are shown in the figures of each experiment.

5.1. Experiment 1: Inaccuracy in Declarative Knowledge (Imprecision)

If we want to test our model for dealing with imprecision, Figure 9 has to be modified as shown in Figure 11.

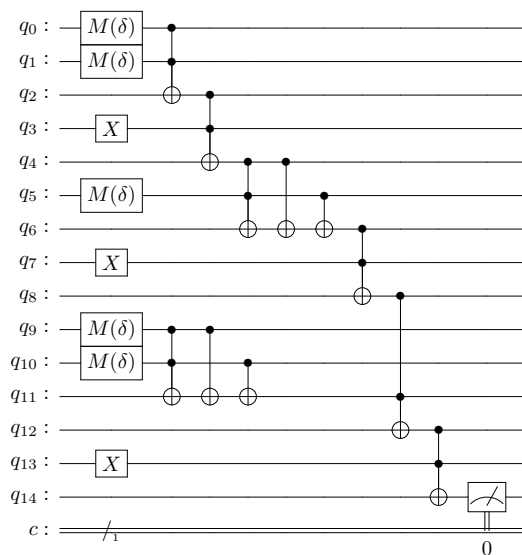


Figure 11. The quantum inferential circuit modified for the imprecision experiment.

The Hadamard gates of quantum lines q_0 , q_1 , q_5 , q_9 , and q_{10} were replaced by $M(\delta)$ gates, so as to configure inaccurate inputs. The Hadamard gates of quantum lines q_3 , q_7 , and q_{13} were substituted by X gates, in order to set the causal relationships of the rules totally true (no uncertainty).

Table 7 illustrates the input data that allow us to compare the classical approach and the quantum approach for dealing with imprecision and the results obtained after running both the classical and quantum inferential circuits.

Figure 12 illustrates the results obtained for the imprecision experiment and shows a high level of correlation between classical and quantum approaches, which follows a polynomial distribution.

Table 7. Inputs and outputs for the imprecision experiment.

Input					Output	
CF(A)	CF(B)	CF(C)	CF(D)	CF(E)	S.B.	Q.C.
1.000	1.000	1.000	1.000	1.000	1.000	1.000
0.950	0.750	0.950	0.950	1.000	0.950	0.997
0.900	0.125	0.900	0.900	1.000	0.900	0.979
0.850	0.125	0.850	0.850	1.000	0.850	0.949
0.800	0.375	0.800	0.800	1.000	0.800	0.933
0.750	1.000	0.750	0.750	1.000	0.750	0.978
0.700	0.500	0.700	0.700	0.750	0.700	0.842
0.650	0.750	0.650	0.650	0.875	0.650	0.892
0.600	1.000	0.600	0.600	1.000	0.600	0.894
0.550	0.625	0.550	0.550	0.750	0.550	0.726
0.500	1.000	0.500	0.500	0.125	0.500	0.386
0.450	0.375	0.450	0.450	0.750	0.450	0.463
0.400	0.125	0.400	0.400	1.000	0.400	0.348
0.350	0.875	0.350	0.350	1.000	0.350	0.476
0.300	1.000	0.300	0.300	1.000	0.300	0.385
0.250	0.500	0.250	0.250	0.500	0.250	0.138
0.200	1.000	0.200	0.200	0.375	0.200	0.072
0.150	1.000	0.150	0.150	0.750	0.150	0.094
0.100	1.000	0.100	0.100	0.500	0.100	0.024
0.050	0.375	0.050	0.050	0.500	0.050	0.004
0.000	1.000	0.000	0.000	0.500	0.000	0.000

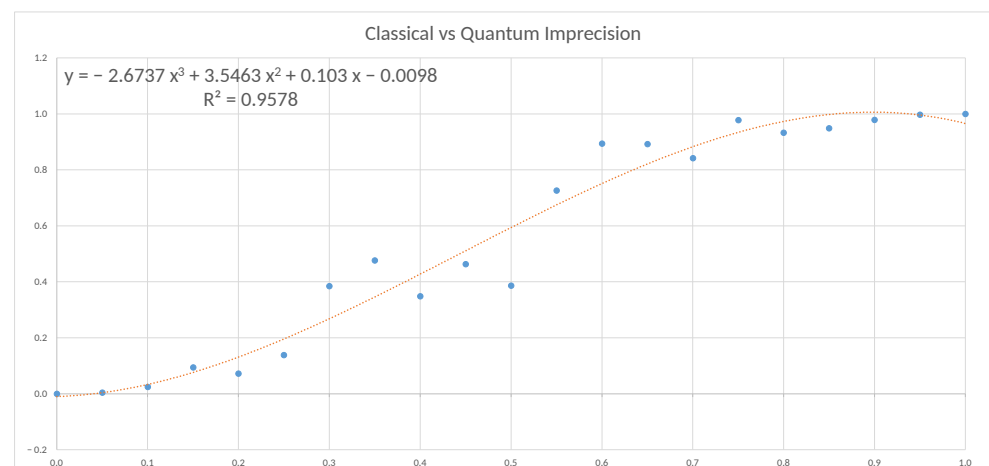


Figure 12. Plot of the results obtained for the imprecision experiment.

5.2. Experiment 2: Inaccuracy in Procedural Knowledge (Uncertainty)

If we want to test our model for dealing with uncertainty, Figure 9 has to be modified as shown in Figure 13.

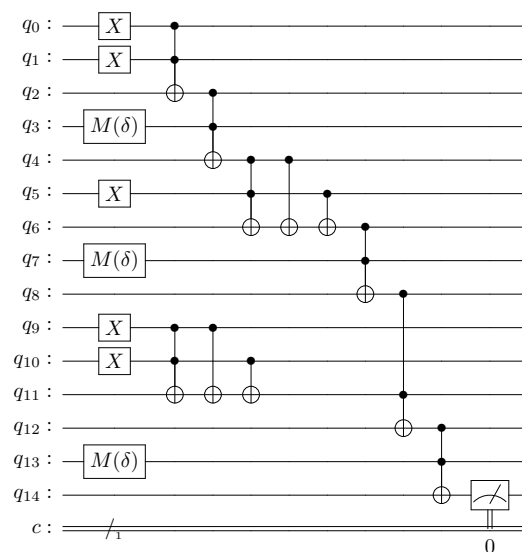


Figure 13. The quantum inferential circuit modified for the uncertainty experiment.

The Hadamard gates of quantum lines q_3 , q_7 , and q_{13} were replaced by $M(\delta)$ gates, so as to configure inaccurate rules. The Hadamard gates of quantum lines q_0 , q_1 , q_5 , q_9 , and q_{10} were substituted by X gates, in order to set the veracity of the facts totally true (no imprecision).

Table 8 illustrates the input data that allow us to compare the classical approach and the quantum approach for dealing with uncertainty and the results obtained after running both the classical and quantum inferential circuits.

Figure 14 illustrates the results obtained for the uncertainty experiment and shows a high level of correlation between classical and quantum approaches, that follow a polynomial distribution.

Table 8. Inputs and outputs for the uncertainty experiment.

Input			Output	
CF _{R1}	CF _{R2}	CF _{R3}	S.B.	Q.C.
1.000	1.000	1.000	1.000	1.000
0.950	0.950	0.950	0.902	0.988
0.900	0.900	0.900	0.810	0.953
0.850	0.850	0.850	0.722	0.893
0.800	0.800	0.800	0.640	0.817
0.750	0.750	0.750	0.562	0.734
0.700	0.700	0.700	0.490	0.619
0.650	0.650	0.650	0.423	0.516
0.600	0.600	0.600	0.360	0.435
0.550	0.550	0.550	0.303	0.322
0.500	0.500	0.500	0.250	0.240
0.450	0.450	0.450	0.203	0.157
0.400	0.400	0.400	0.160	0.102
0.350	0.350	0.350	0.122	0.075
0.300	0.300	0.300	0.090	0.057
0.250	0.250	0.250	0.062	0.030
0.200	0.200	0.200	0.040	0.016
0.150	0.150	0.150	0.022	0.000
0.100	0.100	0.100	0.010	0.001
0.050	0.050	0.050	0.003	0.000
0.000	0.000	0.000	0.000	0.000

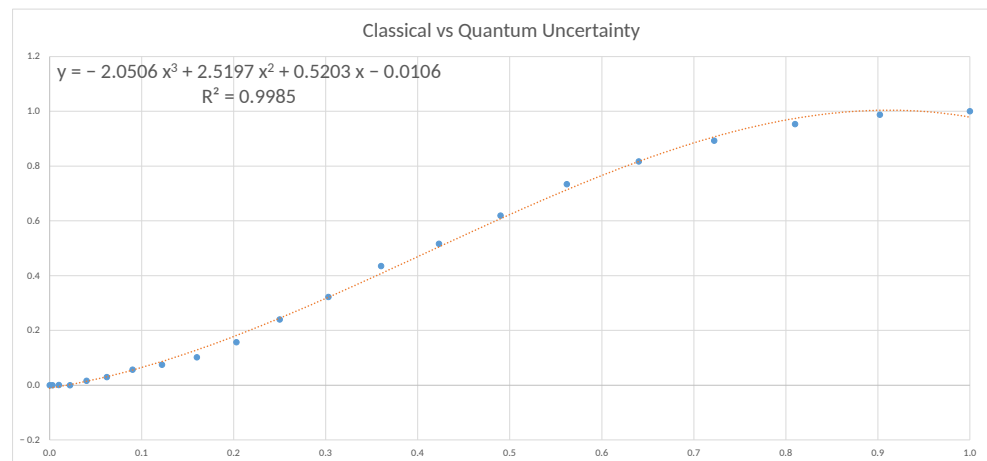


Figure 14. Plot of the results obtained for the uncertainty experiment.

5.3. Experiment 3: Inaccuracy in Declarative and Procedural Knowledge (Imprecision and Uncertainty)

If we want to test our model for dealing with imprecision and uncertainty simultaneously, Figure 9 has to be modified as shown in Figure 15.

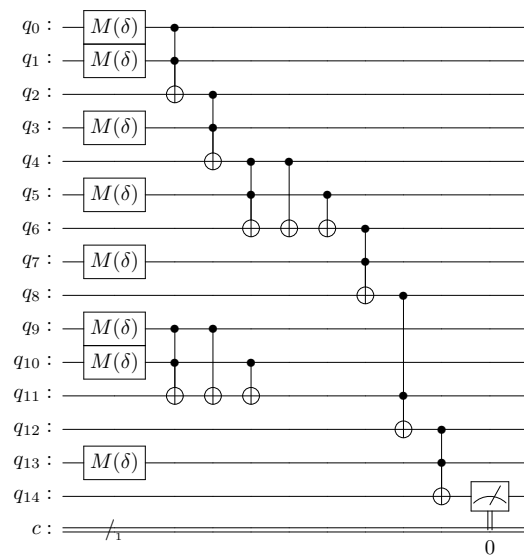


Figure 15. The quantum inferential circuit modified for the imprecision and uncertainty experiment.

The Hadamard gates of quantum lines $q_0, q_1, q_5, q_9,$ and q_{10} were replaced by $M(\delta)$ gates, so as to configure inaccurate inputs. The Hadamard gates of quantum lines $q_3, q_7,$ and q_{13} were substituted by $M(\delta)$ gates so as to configure inaccurate rules.

Table 9 illustrates the input data that allow us to compare the classical approach and the quantum approach for dealing with imprecision and uncertainty simultaneously and the results obtained after running both the classical and quantum inferential circuits.

Figure 16 illustrates the results obtained for the imprecision and uncertainty experiment and shows a high level of correlation between classical and quantum approaches, following a polynomial distribution.

Table 9. Inputs and outputs for the imprecision and uncertainty experiment.

Input								Output	
CF(A)	CF(B)	CF(C)	CF(D)	CF(E)	CF _{R1}	CF _{R2}	CF _{R3}	S.B.	Q.C.
1.000	1.000	1.000	1.000	1.000	1.000	1.000	1.000	1.000	1.000
0.950	0.750	0.950	0.950	1.000	0.950	0.950	0.950	0.857	0.992
0.900	0.125	0.900	0.900	1.000	0.900	0.900	0.900	0.729	0.933
0.850	0.125	0.850	0.850	1.000	0.850	0.850	0.850	0.614	0.858
0.800	0.375	0.800	0.800	1.000	0.800	0.800	0.800	0.512	0.749
0.750	1.000	0.750	0.750	1.000	0.750	0.750	0.750	0.422	0.707
0.700	0.500	0.700	0.700	0.750	0.700	0.700	0.700	0.343	0.540
0.650	0.750	0.650	0.650	0.875	0.650	0.650	0.650	0.275	0.461
0.600	1.000	0.600	0.600	1.000	0.600	0.600	0.600	0.216	0.326
0.550	0.625	0.550	0.550	0.750	0.550	0.550	0.550	0.166	0.204
0.500	1.000	0.500	0.500	0.125	0.500	0.500	0.500	0.125	0.091
0.450	0.375	0.450	0.450	0.750	0.450	0.450	0.450	0.091	0.074
0.400	0.125	0.400	0.400	1.000	0.400	0.400	0.400	0.064	0.040
0.350	0.875	0.350	0.350	1.000	0.350	0.350	0.350	0.043	0.028
0.300	1.000	0.300	0.300	1.000	0.300	0.300	0.300	0.027	0.006
0.250	0.500	0.250	0.250	0.500	0.250	0.250	0.250	0.016	0.002
0.200	1.000	0.200	0.200	0.375	0.200	0.200	0.200	0.008	0.000
0.150	1.000	0.150	0.150	0.750	0.150	0.150	0.150	0.003	0.000
0.100	1.000	0.100	0.100	0.500	0.100	0.100	0.100	0.001	0.000
0.050	0.375	0.050	0.050	0.500	0.050	0.050	0.050	0.000	0.000
0.000	1.000	0.000	0.000	0.500	0.000	0.000	0.000	0.000	0.000

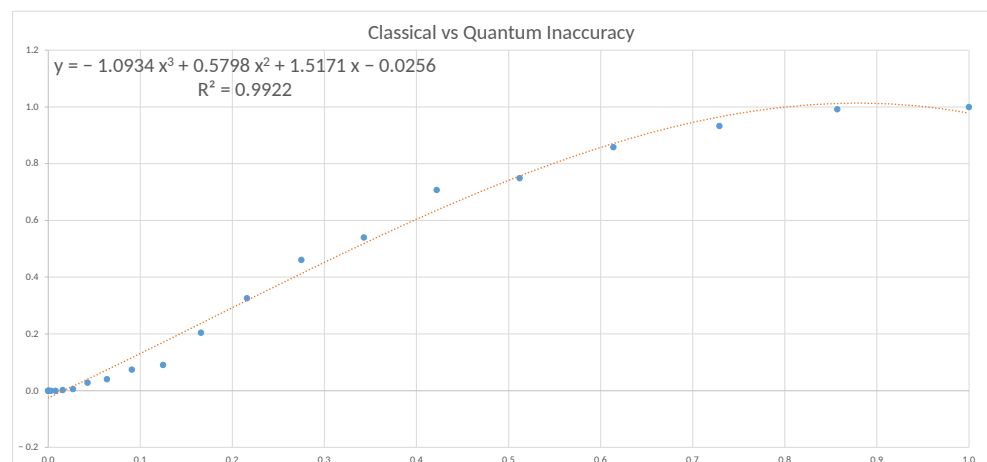


Figure 16. Plot of the results obtained for the imprecision and uncertainty experiment.

6. Discussion

The main objective of this work was to check whether classical inaccurate knowledge can be implemented on a quantum architecture. For this, we chose a classical model for management of inexact knowledge, as the Certainty Factors Model of Shortliffe and Buchanan is. Said model, apparently without a clear theoretical basis, makes use of the principles of probability, both in the form of total probabilities and conditional probabilities, which in any case are subjective in nature.

Our work does not pretend to be an extension or revision of certainty factors per se but rather a new treatment of inaccurate reasoning through quantum computing. Certainty factors are used to compare our work to a previous classical model of inaccurate reasoning.

Given that we are in an age in which quantum computing is a fertile and current field of research and development, the fundamental question was to investigate whether the supposedly probabilistic behaviour of the certainty factors can be simulated by means of a

quantum theory based on the quantum circuit model. In this sense, three different situations were considered: (1) inaccuracy in declarative knowledge, which we call imprecision, (2) inaccuracy in procedural knowledge that we call uncertainty, and (3) imprecision and uncertainty together.

For this, a use case consisting of an inferential circuit was designed that was implemented according to a classical philosophy and according to a quantum philosophy. The results obtained clearly show that there is a correlation between the results of the classical model and the results of the quantum model. In addition, not only is there a correlation, but this correlation is high, which results in striking. This may be a consequence of the ad hoc nature of the model of certainty factors, which is why we cannot confirm the strict probabilistic nature of this model. However, the great correlation between the results obtained for the classical and quantum approaches allows us to suspect that, indeed, the concept of probability underlies the concept of the certainty factor. We make this claim since quantum computing is inherently probabilistic.

Moreover, the plot of the results shows a clear similarity to the sigmoid function, which is widely used in other fields of Artificial Intelligence, such as Machine Learning, for example, in order to model the transmission of knowledge in support vector machines or neural networks [36]. Thus, while it may be too early to assert the following statement, we think that this new quantum approach could be useful for the sake of knowledge transmission through inferential circuits, although we need to work further in the subject in order to make a clear statement about this hypothesis.

Analysing each of the scenarios, we verify that when we only use imprecision, the correlation coefficient between both models is 0.9578, which allows us to suspect that indeed classical imprecision and quantum imprecision can become extrapolated. If we analyse the second of the scenarios, in which we only consider uncertainty, we find a polynomial correlation coefficient of 0.9985, which represents a qualitative and quantitative leap that almost allows us to affirm that said correlation is more than a suspicion. Analysing the two scenarios separately, the largest deviations are obtained with imprecision rather than uncertainty. When we analyse the third scenario, that is, considering both imprecision and uncertainty, the polynomial correlation coefficient is 0.9922, which, being high, is located between the two previous extreme cases. This is undoubtedly due to the fact that imprecision penalises uncertainty; therefore, we can deduce that the hybrid model behaves as expected.

Regarding the future work, we consider that the approach we presented here could take advantages from quantum tools, such as instantaneous quantum polynomial (IQP) circuits [37]. However, this work is reserved for following publications, since it would be out of the scope of this paper.

In addition, in the context of artificial intelligence and inaccurate knowledge, it could be interesting to develop a quantum implementation of other models of inexact knowledge treatment, such as fuzzy models [17], the evidential theory of Dempster and Shafer [18], or the Bayesian networks [19]. Some work has already been conducted in this area, and the results seem promising. For example, Nabadan [38] suggested the algebraic connections between classical logic and its generalizations, such as fuzzy logic and quantum logic, and Vourdas [39] proposed an interpretation of quantum probabilities as Dempster–Shafer probabilities and Borujeni et al. developed a quantum circuit representation of Bayesian networks [40].

Author Contributions: Conceptualization, V.M.-B.; methodology, V.M.-B.; software, S.M.-R.; validation, V.M.-B. and S.M.-R.; formal analysis, V.M.-B., S.M.-R., and E.M.-R.; investigation, V.M.-B., S.M.-R., and E.M.-R.; resources, V.M.-B.; data curation, S.M.-R.; writing—original draft preparation, V.M.-B. and S.M.-R.; writing—review and editing, V.M.-B. and S.M.-R.; visualization, E.M.-R.; supervision, V.M.-B.; project administration, V.M.-B.; funding acquisition, V.M.-B. All authors have read and agreed to the published version of the manuscript.

Funding: This work was supported by the European Union’s Horizon 2020 research and innovation programme under project NEASQC (grant agreement No. 951821) and by the Xunta de Galicia (grant

ED431C 2018/34) with the European Union ERDF funds. We wish to acknowledge the support received from the Centro de Investigación de Galicia “CITIC”, funded by Xunta de Galicia and the European Union (European Regional Development Fund- Galicia 2014–2020 Program, grant ED431G 2019/01).

Institutional Review Board Statement: Not applicable.

Informed Consent Statement: Not applicable.

Data Availability Statement: The datasets used in this paper are provided within the main body of the manuscript.

Acknowledgments: We acknowledge the use of IBM Quantum services for this work. The views expressed are those of the authors and do not reflect the official policy or position of IBM or the IBM Quantum team. We thank the reviewers for their extensive and rigorous work, which has undoubtedly contributed to the substantial improvement of this paper. We specially thank Diego Álvarez-Estévez, who has recently joined the NEASQC project, for his contribution with the reviewing process of this paper.

Conflicts of Interest: The authors declare no conflict of interest. The funders had no role in the design of the study; in the collection, analyses, or interpretation of data; in the writing of the manuscript, or in the decision to publish the results.

References

- Smolensky, P. Connectionist AI, symbolic AI, and the brain. *Artif. Intell. Rev.* **1987**, *1*, 95–109, doi:10.1007/BF00130011.
- Jordan, M.I.; Mitchell, T.M. Machine learning: Trends, perspectives, and prospects. *Science* **2015**, *349*, 255–260, doi:10.1126/science.aaa8415.
- Shor, P.W. Polynomial-Time Algorithms for Prime Factorization and Discrete Logarithms on a Quantum Computer. *SIAM Rev.* **1999**, *41*, 303–332, doi:10.1137/S0036144598347011.
- Grover, L.K. A fast quantum mechanical algorithm for database search. In Proceedings of the Twenty-Eighth Annual ACM Symposium on Theory of Computing, Philadelphia, PA, USA, 22–24 May 1996; pp. 212–219.
- Havlíček, V.; Córcoles, A.D.; Temme, K.; Harrow, A.W.; Kandala, A.; Chow, J.M.; Gambetta, J.M. Supervised learning with quantum-enhanced feature spaces. *Nature* **2019**, *567*, 209–212, doi:10.1038/s41586-019-0980-2.
- Biamonte, J.; Wittek, P.; Pancotti, N.; Rebentrost, P.; Wiebe, N.; Lloyd, S. Quantum machine learning. *Nature* **2017**, *549*, 195–202, doi:10.1038/nature23474.
- Ciliberto, C.; Herbster, M.; Ialongo, A.D.; Pontil, M.; Rocchetto, A.; Severini, S.; Wossnig, L. Quantum machine learning: A classical perspective. *Proc. R. Soc. A Math. Phys. Eng. Sci.* **2018**, *474*, 20170551, doi:10.1098/rspa.2017.0551.
- Dunjko, V.; Briegel, H.J. Machine learning & artificial intelligence in the quantum domain: a review of recent progress. *Rep. Prog. Phys.* **2018**, *81*, 074001, doi:10.1088/1361-6633/aab406.
- Gabor, T.; Sünkel, L.; Ritz, F.; Phan, T.; Belzner, L.; Roch, C.; Feld, S.; Linnhoff-Popien, C. The Holy Grail of Quantum Artificial Intelligence: Major Challenges in Accelerating the Machine Learning Pipeline. In Proceedings of the IEEE/ACM 42nd International Conference on Software Engineering Workshops, Seoul, Korea, 27 June–19 July 2020; Association for Computing Machinery: New York, NY, USA, 2020; pp. 456–461, doi:10.1145/3387940.3391469.
- Soni, K.K.; Rasool, A. Pattern matching: A quantum oriented approach. *Procedia Comput. Sci.* **2020**, *167*, 1991–2002.
- Montanaro, A. Quantum pattern matching fast on average. *Algorithmica* **2017**, *77*, 16–39.
- Moret-Bonillo, V. Emerging technologies in artificial intelligence: Quantum rule-based systems. *Prog. Artif. Intell.* **2018**, *7*, 155–166.
- Moret-Bonillo, V.; Fernández-Varela, I.; Álvarez-Estévez, D. Uncertainty in Quantum Rule-Based Systems. *Arch. Clin. Biomed. Res.* **2018**, *5*, 42–60.
- Lindley, D.V. *Understanding Uncertainty*; John Wiley & Sons: Hoboken, NJ, USA, 2013; doi:10.1002/0470055480.
- Shortliffe, E.H.; Buchanan, B.G. A model of inexact reasoning in medicine. *Math. Biosci.* **1975**, *23*, 351–379, doi:10.1016/0025-5564(75)90047-4.
- Heckerman, D. Probabilistic Interpretations for Mycin’s Certainty Factors. In *Uncertainty in Artificial Intelligence; Machine Intelligence and Pattern Recognition*; Kanal, L.N., Lemmer, J.F., Eds.; North-Holland: Amsterdam, The Netherlands, 1986; Volume 4, pp. 167–196, doi:10.1016/B978-0-444-70058-2.50017-6.
- Zadeh, L. Fuzzy sets. *Inf. Control* **1965**, *8*, 338–353, doi:10.1016/S0019-9958(65)90241-X.
- Shafer, G. *A Mathematical Theory of Evidence*; Princeton University Press: Princeton, NJ, USA, 1976.
- Pearl, J. Fusion, propagation, and structuring in belief networks. *Artif. Intell.* **1986**, *29*, 241–288, doi:10.1016/0004-3702(86)90072-X.
- Preskill, J. Quantum Computing in the NISQ era and beyond. *Quantum* **2018**, *2*, 79, doi:10.22331/q-2018-08-06-79.
- Moret-Bonillo, V. Can artificial intelligence benefit from quantum computing? *Prog. Artif. Intell.* **2015**, *3*, 89–105.

22. Zhao, X.; Chen, W. GIS-Based Evaluation of Landslide Susceptibility Models Using Certainty Factors and Functional Trees-Based Ensemble Techniques. *Appl. Sci.* **2020**, *10*, 16, doi:10.3390/app10010016.
23. Hou, E.; Wang, J.; Chen, W. A comparative study on groundwater spring potential analysis based on statistical index, index of entropy and certainty factors models. *Geocarto Int.* **2018**, *33*, 754–769, doi:10.1080/10106049.2017.1299801.
24. Cui, K.; Lu, D.; Li, W. Comparison of landslide susceptibility mapping based on statistical index, certainty factors, weights of evidence and evidential belief function models. *Geocarto Int.* **2017**, *32*, 935–955, doi:10.1080/10106049.2016.1195886.
25. Pourghasemi, H.R.; Pradhan, B.; Gokceoglu, C.; Mohammadi, M.; Moradi, H.R. Application of weights-of-evidence and certainty factor models and their comparison in landslide susceptibility mapping at Haraz watershed, Iran. *Arab. J. Geosci.* **2013**, *6*, 2351–2365, doi:10.1007/s12517-012-0532-7.
26. Lucas, P.J. Certainty-factor-like structures in Bayesian belief networks. *Knowl. Based Syst.* **2001**, *14*, 327–335.
27. Yanofsky, N.S.; Mannucci, M.A. *Quantum Computing for Computer Scientists*; Cambridge University Press: Cambridge, UK, 2008.
28. Mermin, N.D. Extreme quantum entanglement in a superposition of macroscopically distinct states. *Phys. Rev. Lett.* **1990**, *65*, 1838.
29. Mishra, N. Understanding the Basics of Measurements in Quantum Computation. Available online: <https://towardsdatascience.com/understanding-basics-of-measurements-in-quantum-computation-4c885879eba0> (accessed on 15 November 2021).
30. Feynman, R.P.; Hey, T.; Allen, R.W. *Feynman Lectures on Computation*; CRC Press: Boca Raton, FL, USA, 2018.
31. Sutor, R.S. *Dancing with Qubits: How Quantum Computing Works and How It Can Change the World*; Packt Publishing Ltd.: Birmingham, UK, 2019.
32. IBM. IBM Quantum. Available online: <https://quantum-computing.ibm.com/> (accessed on 7 December 2021).
33. Bloch, F. Nuclear induction. *Phys. Rev.* **1946**, *70*, 460.
34. Atos. Quantum Application Toolset—myQLM Documentation Documentation. Available online: <https://myqlm.github.io/> (accessed on 9 December 2021).
35. NEASQC. NEXt ApplicationS of Quantum Computing. Available online: <https://www.neasqc.eu/> (accessed on 9 December 2021).
36. Vapnik, V.; Izmailov, R. Knowledge transfer in SVM and neural networks. *Ann. Math. Artif. Intell.* **2017**, *81*, 3–19.
37. Bremner, M.J.; Montanaro, A.; Shepherd, D.J. Average-Case Complexity Versus Approximate Simulation of Commuting Quantum Computations. *Phys. Rev. Lett.* **2016**, *117*, 080501, doi:10.1103/PhysRevLett.117.080501.
38. Nadaban, S. From Classical Logic to Fuzzy Logic and Quantum Logic: A General View. *Int. J. Comput. Commun. Control* **2021**, *16*, doi:10.15837/ijccc.2021.1.4125.
39. Vourdas, A. Quantum probabilities as Dempster-Shafer probabilities in the lattice of subspaces. *J. Math. Phys.* **2014**, *55*, 082107.
40. Borujeni, S.E.; Nannapaneni, S.; Nguyen, N.H.; Behrman, E.C.; Steck, J.E. Quantum circuit representation of Bayesian networks. *Expert Syst. Appl.* **2021**, *176*, 114768, doi:10.1016/j.eswa.2021.114768.