

## **Slovenia**

**Petravi#, Luka, Medicinska fakulteta = Faculty of  
Medicine, Univerza v Mariboru = University of Maribor**  
**Arh, Rok, Medicinska fakulteta = Faculty of Medicine,  
Univerza v Mariboru = University of Maribor**  
**Gabrovec, Tina, Medicinska fakulteta = Faculty of  
Medicine, Univerza v Mariboru = University of Maribor**  
**Jazbec, Lucija, Medicinska fakulteta = Faculty of  
Medicine, Univerza v Mariboru = University of Maribor**  
**Rup#i#, Nika, Medicinska fakulteta = Faculty of  
Medicine, Univerza v Mariboru = University of Maribor**  
**Starešini#, Nina, Medicinska fakulteta = Faculty of  
Medicine, Univerza v Mariboru = University of Maribor**  
**Zorman, Lea, Medicinska fakulteta = Faculty of  
Medicine, Univerza v Mariboru = University of Maribor**  
**Zwitter, Matjaž, Medicinska fakulteta = Faculty of  
Medicine, Univerza v Mariboru = University of Maribor**  
**Slavec, Ana, InnoRenew CoE**

**[SARSVE20]<sup>3</sup> Attitudes towards SARS-  
CoV-2 vaccination, 2020 : Probability panel**

**Study Documentation**

January 6, 2022

# Metadata Production

<b>Production Date</b>	January NaN, 2021
<b>Version</b>	ADP XML Codebook file

# Table of Contents

<a href="#">Overview</a>	4
<a href="#">Scope &amp; Coverage</a>	4
<a href="#">Producers &amp; Sponsors</a>	4
<a href="#">Sampling</a>	5
<a href="#">Data Collection</a>	5
<a href="#">Data Processing &amp; Appraisal</a>	6
<a href="#">Accessibility</a>	6
<a href="#">Files Description</a>	7
<a href="#">Odnos do cepljenja proti SARS-CoV-2, 2020: Verjetnostni panel [Data file]</a>	7
<a href="#">Variables Group(s)</a>	8
<a href="#">Tehni#ne spremenljivke</a>	8
<a href="#">Okuženost</a>	8
<a href="#">Zaupanje virom informacij</a>	8
<a href="#">Ukrepi proti epidemiji</a>	9
<a href="#">Cepljenje</a>	10
<a href="#">Demografija</a>	11
<a href="#">Stanovanjske razmere</a>	12
<a href="#">Zaposlitev</a>	12
<a href="#">Gospodinjstvo in dohodek</a>	13
<a href="#">Nakupovanje in uporaba goriva</a>	14
<a href="#">Internet in življenjski stil</a>	16
<a href="#">Volitve</a>	16
<a href="#">Kajenje</a>	17
<a href="#">Ostale</a>	17
<a href="#">Utež</a>	18
<a href="#">Variables Description</a>	19
<a href="#">Odnos do cepljenja proti SARS-CoV-2, 2020: Verjetnostni panel [Data file]</a>	20



## [SARSVE20]<sup>3</sup> Attitudes towards SARS-CoV-2 vaccination, 2020 : Probability panel

### *Odnos do cepljenja proti SARS-CoV-2, 2020: Verjetnostni panel*

<b>Overview</b>	
<b>Identification</b>	sarsve20-en
<b>Abstract</b>	
<p>In December 2020, the SARS-CoV-2 vaccine was first approved in the Western world. However the effectiveness of national vaccination plans depends on the willingness of the population to get vaccinated. Previous research on vaccine hesitancy has shown various factors that influence the decision to vaccinate such as gender, age, education, socioeconomic status, profession, experience with vaccinations, experience with the disease, and trust in experts. To better understand attitudes towards COVID-19 vaccination, a survey on a probability sample of members of the JazVem online survey panel that is representing the Slovenian population, was conducted. In total, 516 panel members participated. Questionnaire was also used in a survey on a large online nonprobability sample conducted by students of Faculty of Medicine, University of Maribor ((ADP - IDNo: SARSPR20). In addition to the questions from the present research, data file also contains sets of questions of other content (housing conditions, employment, household and income, shopping and fuel use, internet and lifestyle, elections, smoking), which were part of individual surveys within the panel during the year 2020, however, questionnaires are not available. The file is accessible under special conditions i.e. on request in two versions: as Scientific use file (SUF - partially anonymized and available for research purposes only) and Secure use file (SCUF - non-anonymized, available for scientific research only and accessible to registered researchers). Additionally, a file with answers to two open questions is available in two versions, as a Public use file (PUF - anonymized and with no possibility of linking responses with units in data file) and on request as a Scientific use file (SUF - possibility to link responses with units in the file).</p>	
<b>Kind of Data</b>	Numeric
<b>Unit of Analysis</b>	Individual

<b>Scope &amp; Coverage</b>	
<b>Keywords</b>	epidemic, covid-19, SARS-CoV-2, purchasing habits, residence, occupation, elections, smoking, IMMUNIZATION, COVID-19, BACTERIAL AND VIRUS DISEASES, SHOPPING, ELECTIONS
<b>Topics</b>	HEALTH - Medication and treatment, HEALTH - Public health, Social problems and welfare, national insurance, INFECTION, TRUST IN THE SOURCE OF INFORMATION, MEASURES AGAINST THE EPIDEMIC, VACCINATION, HOUSING CONDITIONS, EMPLOYMENT, HOUSEHOLD AND INCOME, SHOPPING AND FUEL USE, INTERNET AND LIFESTYLE, ELECTIONS, SMOKING, DEMOGRAPHY
<b>Time Period(s)</b>	2020
<b>Countries</b>	Slovenia
<b>Geographic Coverage</b>	
Slovenia	
<b>Universe</b>	
Residents of Slovenia aged 15 and over who are members of the JazVem web panel	
/	

<b>Producers &amp; Sponsors</b>	
<b>Primary Investigator(s)</b>	Petravi#, Luka, Medicinska fakulteta = Faculty of Medicine, Univerza v Mariboru = University of Maribor Arh, Rok, Medicinska fakulteta = Faculty of Medicine, Univerza v Mariboru = University of Maribor

	<p>Gabrovec, Tina, Medicinska fakulteta = Faculty of Medicine, Univerza v Mariboru = University of Maribor</p> <p>Jazbec, Lucija, Medicinska fakulteta = Faculty of Medicine, Univerza v Mariboru = University of Maribor</p> <p>Rup#i#, Nika, Medicinska fakulteta = Faculty of Medicine, Univerza v Mariboru = University of Maribor</p> <p>Starešini#, Nina, Medicinska fakulteta = Faculty of Medicine, Univerza v Mariboru = University of Maribor</p> <p>Zorman, Lea, Medicinska fakulteta = Faculty of Medicine, Univerza v Mariboru = University of Maribor</p> <p>Zwitter, Matjaž, Medicinska fakulteta = Faculty of Medicine, Univerza v Mariboru = University of Maribor</p> <p>Slavec, Ana, InnoRenew CoE</p>
<b>Other Producer(s)</b>	Valicon, trženjsko svetovanje in raziskave d.o.o = Valicon, Marketing Consulting and Research d.o.o. (VALICON)
<b>Funding Agency/ies</b>	Financed by own funds.
<b>Other Acknowledgment(s)</b>	<p>, data collection and preparation , Valicon, trženjsko svetovanje in raziskave d.o.o = Valicon, Marketing Consulting and Research d.o.o.</p> <p>, data collection and preparation , Valicon, trženjsko svetovanje in raziskave d.o.o = Valicon, Marketing Consulting and Research d.o.o.</p> <p>, data collection and preparation , Valicon, trženjsko svetovanje in raziskave d.o.o = Valicon, Marketing Consulting and Research d.o.o.</p> <p>, analysis of open question answers , Fakulteta za elektrotehniko = Faculty of Electrical Engineering</p> <p>, ordinal regression and mediation analysis , Inštitut za ekonomska raziskovanja = Institute for Economic Research</p>

## Sampling

### Sampling Procedure

Mixed probability and non-probability

More than three-quarters of the members of the JazVem web panel are included according to the principle of probability sampling. However, because there is also a certain degree of rejection the remaining quarter of the participants were selected on the principle of nonprobability sampling.

### Response Rate

516 surveys were completed.

### Weighting

Data are weighted by gender, age, education and region, according to the population parameters of SORS. The weight variable wrakin1 is located at the end of the data file.

## Data Collection

<b>Data Collection Dates</b>	start 2020-12-21 end 2020-12-22
<b>Time Period(s)</b>	single 2020-12
<b>Data Collection Mode</b>	Self-administered questionnaire: Web-based
<b><u>Data Collection Notes</u></b>	<p>Valicon used the JazVem web panel for data collection, which is one of the first and at the same time the largest web panel in Slovenia, which provides representative samples. The level of participation of participants in each survey is higher than 60%. The representativeness of the surveys in the panel has been proven several times with comparable objective data. Panel</p>

members who meet the survey criteria based on their profile and are selected in the sample, to their e-mail address receive a notification that they have been selected for the survey and a link through which they can access the survey.

### **Questionnaires**

Structured questionnaire The questionnaire was developed by students of the Medical Faculty of the University of Maribor and also used in their research on a random sample. It was developed on the basis of previous studies and covers 11 closed and one open question.

<b>Data Collector(s)</b>	Valicon, trženjsko svetovanje in raziskave d.o.o = Valicon, Marketing Consulting and Research d.o.o. (VALICON)
--------------------------	--

### **Supervision**

Members of the panel for a fully completed survey receive JazVem points, which they can later use in various ways determined by the panel.

## **Data Processing & Appraisal**

### **Data Editing**

Data was cleaned.

## **Accessibility**

<b>Access Authority</b>	Slovenian Social Science Data Archives (ADP) (ADP) , <a href="http://www.adp.fdv.uni-lj.si/">http://www.adp.fdv.uni-lj.si/</a> , <a href="mailto:arhiv.podatkov@fdv.uni-lj.si">arhiv.podatkov@fdv.uni-lj.si</a>
-------------------------	---

<b>Distributor(s)</b>	Slovenian Social Science Data Archives (ADP)
-----------------------	--

<b>Depositor(s)</b>	Valicon, trženjsko svetovanje in raziskave d.o.o = Valicon, Marketing Consulting and Research d.o.o.
---------------------	--

### **Access Conditions**

In case of ambiguity the users of the data set are advised to contact principal investigators or Archive.

### **Citation Requirements**

The users should acknowledge in any publication both the original depositors and the Archive.



## Files Description

Dataset contains 1 file(s)

<b>Odnos do cepljenja proti SARS-CoV-2, 2020: Verjetnostni panel [Data file]</b>	
# Cases	516
# Variable(s)	166
<b><u>Producer</u></b> Slovenian Social Science Data Archives (ADP)	
<b><u>Version</u></b> 20. October 2021 Slovenian Social Science Data Archives (ADP) Podatkovna datoteka je dostopna pod posebnimi pogoji t. j. 1) na zahtevo preko varne povezave (SUF verzija) in 2) na zahtevo v varovanem okolju (SCUF verzija). Prikazane so frekvence SUF verzije datoteke. = Data file is available under special conditions i. e. 1) upon request over a secure connection (SUF edition) and 2) upon request in a secure environment (SCUF edition). The frequencies of the SUF edition are displayed.	

## Variables Group(s)

Dataset contains 15 group(s)

Group Tehni#ne spremenljivke							
#	Name	Label	Type	Format	Valid	Invalid	Question
1	QA_FIRST	Date of the first survey run	discrete	character-10	516	0	Date of the first survey run
2	QA_LAST	Date of the last survey answer	discrete	character-10	516	0	Date of the last survey answer
3	QA_ENV_D	Device Type	discrete	character-9	516	0	Device Type

Group Okuženost							
#	Name	Label	Type	Format	Valid	Invalid	Question
1	Q2	Z naslednjimi vprašanji želimo preveriti, kakšne so bile vaše doseganje izkušnje z epidemijo. Ali ste oziroma ste bili kadarkoli letos okuženi z virusom SARS-CoV-2?	continuous	numeric-1.0	516	0	Ali ste oziroma ste bili kadarkoli letos okuženi z virusom SARS-CoV-2?
2	Q3	Ali osebno poznate koga, ki se je okužil z virusom SARS-CoV-2?	continuous	numeric-1.0	516	0	Ali osebno poznate koga, ki se je okužil z virusom SARS-CoV-2?
3	Q4	Ali osebno poznate koga, ki je zaradi okužbe z virusom SARS-CoV-2 potreboval zdravljenje v bolnišnici?	continuous	numeric-1.0	516	0	Ali osebno poznate koga, ki je zaradi okužbe z virusom SARS-CoV-2 potreboval zdravljenje v bolnišnici?
4	Q5	Ali osebno poznate koga, ki je zaradi okužbe z virusom SARS-CoV-2 umrl?	continuous	numeric-1.0	516	0	Ali osebno poznate koga, ki je zaradi okužbe z virusom SARS-CoV-2 umrl?

Group Zaupanje virom informacij							
#	Name	Label	Type	Format	Valid	Invalid	Question
1	Q6_1	Poročilom na televiziji in radiu. - Koliko zaupate posameznim virom informacij o cepljenju proti SARS-CoV-2?	continuous	numeric-1.0	516	0	Poročilom na televiziji in radiu.
2	Q6_2	Dnevnim #asopisom. - Koliko zaupate posameznim virom informacij o cepljenju proti SARS-CoV-2?	continuous	numeric-1.0	516	0	Dnevnim #asopisom.
3	Q6_3	Nacionalnemu inštitutu za javno zdravje (NIJZ). - Koliko zaupate posameznim virom informacij o cepljenju proti SARS-CoV-2?	continuous	numeric-1.0	516	0	Nacionalnemu inštitutu za javno zdravje (NIJZ).
4	Q6_4	Ministrstvu za zdravje Republike Slovenije. - Koliko zaupate posameznim virom informacij o cepljenju proti SARS-CoV-2?	continuous	numeric-1.0	516	0	Ministrstvu za zdravje Republike Slovenije.
5	Q6_5	Svetovni zdravstveni organizaciji (WHO). - Koliko	continuous	numeric-1.0	516	0	Svetovni zdravstveni organizaciji (WHO).

#	Name	Label	Type	Format	Valid	Invalid	Question
		zaupate posameznim virom informacij o cepljenju proti SARS-CoV-2?					
6	Q6_6	Vladi Republike Slovenije. - Koliko zaupate posameznim virom informacij o cepljenju proti SARS-CoV-2?	continuous	numeric-1.0	516	0	Vladi Republike Slovenije.
7	Q6_7	Alternativnim razlagam na družabnih omrežjih. - Koliko zaupate posameznim virom informacij o cepljenju proti SARS-CoV-2?	continuous	numeric-1.0	516	0	Alternativnim razlagam na družabnih omrežjih.
8	Q6_8	Strokovnim #lankom in rezultatom raziskav. - Koliko zaupate posameznim virom informacij o cepljenju proti SARS-CoV-2?	continuous	numeric-1.0	516	0	Strokovnim #lankom in rezultatom raziskav.
9	Q6_9	Mnenju strokovnjakov. - Koliko zaupate posameznim virom informacij o cepljenju proti SARS-CoV-2?	continuous	numeric-1.0	516	0	Mnenju strokovnjakov.
10	Q6_10	Informacijam, ki mi jih posredujejo znanci, zaposleni v zdravstvu. - Koliko zaupate posameznim virom informacij o cepljenju proti SARS-CoV-2?	continuous	numeric-1.0	516	0	Informacijam, ki mi jih posredujejo znanci, zaposleni v zdravstvu.
11	Q6_11	Informacijam prijateljev in znancev, ki niso zaposleni v zdravstvu. - Koliko zaupate posameznim virom informacij o cepljenju proti SARS-CoV-2?	continuous	numeric-1.0	516	0	Informacijam prijateljev in znancev, ki niso zaposleni v zdravstvu.

### Group Ukrepi proti epidemiji

#	Name	Label	Type	Format	Valid	Invalid	Question
1	Q7_1	Obvezno nošenje maske. - Spodaj so navedeni ukrepi proti epidemiji. Na lestvici ocenite, koliko je bil posamezen ukrep mote# za vas.	continuous	numeric-1.0	515	1	Obvezno nošenje maske.
2	Q7_2	Spoštovanje razdalje med ljudmi. - Spodaj so navedeni ukrepi proti epidemiji. Na lestvici ocenite, koliko je bil posamezen ukrep mote# za vas.	continuous	numeric-1.0	513	3	Spoštovanje razdalje med ljudmi.
3	Q7_3	Omejitev gibanja na ob#ino prebivališ#a. - Spodaj so navedeni ukrepi proti epidemiji. Na lestvici ocenite, koliko je bil posamezen ukrep mote# za vas.	continuous	numeric-1.0	510	6	Omejitev gibanja na ob#ino prebivališ#a.
4	Q7_4	Omejitev gibanja na državne meje. - Spodaj so navedeni ukrepi proti epidemiji. Na lestvici ocenite, koliko je bil	continuous	numeric-1.0	483	33	Omejitev gibanja na državne meje

#	Name	Label	Type	Format	Valid	Invalid	Question
		posamezen ukrep mote# za vas.					
5	Q7_5	Omejitev gibanja v no#nem #asu. - Spodaj so navedeni ukrepi proti epidemiji. Na lestvici ocenite, koliko je bil posamezen ukrep mote# za vas.	continuous	numeric-1.0	499	17	Omejitev gibanja v no#nem #asu.
6	Q7_6	Zaprtje trgovin (razen živilskih in lekarn). - Spodaj so navedeni ukrepi proti epidemiji. Na lestvici ocenite, koliko je bil posamezen ukrep mote# za vas.	continuous	numeric-1.0	514	2	Zaprtje trgovin (razen živilskih in lekarn).
7	Q7_7	Zaprtje gostinskih obratov. - Spodaj so navedeni ukrepi proti epidemiji. Na lestvici ocenite, koliko je bil posamezen ukrep mote# za vas.	continuous	numeric-1.0	506	10	Zaprtje gostinskih obratov.
8	Q7_8	Zaprtje kulturnih ustanov. - Spodaj so navedeni ukrepi proti epidemiji. Na lestvici ocenite, koliko je bil posamezen ukrep mote# za vas.	continuous	numeric-1.0	496	20	Zaprtje kulturnih ustanov.
9	Q7_9	Zaprtje vrtcev in šol. - Spodaj so navedeni ukrepi proti epidemiji. Na lestvici ocenite, koliko je bil posamezen ukrep mote# za vas.	continuous	numeric-1.0	460	56	Zaprtje vrtcev in šol.
10	Q7_10	Ukinitev javnega prevoza. - Spodaj so navedeni ukrepi proti epidemiji. Na lestvici ocenite, koliko je bil posamezen ukrep mote# za vas.	continuous	numeric-1.0	462	54	Ukinitev javnega prevoza.
11	Q7_11	Prepoved zasebnega druženja. - Spodaj so navedeni ukrepi proti epidemiji. Na lestvici ocenite, koliko je bil posamezen ukrep mote# za vas.	continuous	numeric-1.0	510	6	Prepoved zasebnega druženja.

## Group Cepljenje

#	Name	Label	Type	Format	Valid	Invalid	Question
1	Q8	Ali menite, da bi morale biti za zdravstvene delavce in zaposlene v DSO (domu starejših ob#anov) cepljenje proti virusu SARS-CoV-2 obvezno (z izjemo tistih, ki iz zdravstvenih razlogov ne smejo biti cepljeni)?	continuous	numeric-1.0	441	75	Ali menite, da bi morale biti za zdravstvene delavce in zaposlene v DSO (domu starejših ob#anov) cepljenje proti virusu SARS-CoV-2 obvezno (z izjemo tistih, ki iz zdravstvenih razlogov ne smejo biti cepljeni)?
2	Q9	Kot najpomembnejši ukrep proti epidemiji virusa SARS-CoV-2 povsod po svetu	continuous	numeric-1.0	516	0	Kot najpomembnejši ukrep proti epidemiji virusa SARS-CoV-2 povsod po svetu in tudi pri nas na#rtujemo

#	Name	Label	Type	Format	Valid	Invalid	Question
		in tudi pri nas na#rtujemo cepljenje, ki bo predvidoma brezpla#no in prostovoljno. Ali se nameravate udeležiti cepljenja takoj, ko bo mogo#e?					cepljenje, ki bo predvidoma brezpla#no in prostovoljno. Ali se nameravate udeležiti cepljenja takoj, ko bo mogo#e?
3	Q10_1	Zaupam, da je cepivo proti virusu SARS-CoV-2 varno. - Na lestvici ocenite, koliko se strinjate s spodnjimi trditvami.	continuous	numeric-1.0	516	0	Zaupam, da je cepivo proti virusu SARS-CoV-2 varno.
4	Q10_2	Verjamem, da je cepljenje proti virusu SARS-CoV-2 u#inkovito. - Na lestvici ocenite, koliko se strinjate s spodnjimi trditvami.	continuous	numeric-1.0	516	0	Verjamem, da je cepljenje proti virusu SARS-CoV-2 u#inkovito.
5	Q10_3	Želim po#akati, da bo na voljo ve# informacij o varnosti cepiva proti virusu SARS-CoV-2. - Na lestvici ocenite, koliko se strinjate s spodnjimi trditvami.	continuous	numeric-1.0	516	0	Želim po#akati, da bo na voljo ve# informacij o varnosti cepiva proti virusu
6	Q10_4	Zelo me je strah, da bi se okužil z virusom SARS-Co-V2. - Na lestvici ocenite, koliko se strinjate s spodnjimi trditvami.	continuous	numeric-1.0	516	0	Zelo me je strah, da bi se okužil z virusom SARS-Co-V2.
7	Q10_5	Menim, da je virus SARS-CoV-2 enako nevaren kot virus gripe. - Na lestvici ocenite, koliko se strinjate s spodnjimi trditvami.	continuous	numeric-1.0	516	0	Menim, da je virus SARS-CoV-2 enako nevaren kot virus gripe.
8	Q10_6	Imam slabe izkušnje s preteklimi cepljenji pri sebi ali bližnji osebi. - Na lestvici ocenite, koliko se strinjate s spodnjimi trditvami.	continuous	numeric-1.0	516	0	Imam slabe izkušnje s preteklimi cepljenji pri sebi ali bližnji osebi.
9	Q10_7	Cepljenje proti virusu SARS-CoV-2 predstavlja poskus nadzora nad populacijo. - Na lestvici ocenite, koliko se strinjate s spodnjimi trditvami.	continuous	numeric-1.0	516	0	Cepljenje proti virusu SARS-CoV-2 predstavlja poskus nadzora nad populacijo.
10	Q11	Kakšno je vaše splošno mnenje o cepljenju proti drugim nalezljivim boleznim?	continuous	numeric-1.0	516	0	Kakšno je vaše splošno mnenje o cepljenju proti drugim nalezljivim boleznim?
11	Q12	Ali ste se v preteklosti cepili proti gripi?	continuous	numeric-1.0	516	0	Ali ste se v preteklosti cepili proti gripi?
12	Q13_r	Ali bi o cepljenju proti virusu SARS-CoV-2 želeli dodati še kaj, o #emer vas nismo vprašali?_rec	discrete	character-50	516	0	Ali bi o cepljenju proti virusu SARS-CoV-2 želeli dodati še kaj, o #emer vas nismo vprašali?

### Group Demografija

#	Name	Label	Type	Format	Valid	Invalid	Question
---	------	-------	------	--------	-------	---------	----------

#	Name	Label	Type	Format	Valid	Invalid	Question
1	Q18	Ali delate v zdravstvu (vklju#eni so tudi domovi starejših ob#anov)?	continuous	numeric-1.0	516	0	Ali delate v zdravstvu (vklju#eni so tudi domovi starejših ob#anov)?
2	Q20	Kje živite?	continuous	numeric-1.0	516	0	Kje živite?
3	GENDER0	Spol	continuous	numeric-1.0	516	0	Spol
4	BIRTHY	Letnica rojstva	continuous	numeric-19.0	516	0	Letnica rojstva
5	SI_MUN_r	Ob#ina kjer živi (september 2012)	discrete	numeric-8.0	516	0	-
6	SI_NUTS3	Regija	continuous	numeric-2.0	516	0	Regija
7	EDU0	Dokon#ana izobrazba	continuous	numeric-3.0	512	4	Dokon#ana izobrazba
8	EDU0_S	Ali ste naveden študij tudi kon#ali?	continuous	numeric-1.0	12	504	Ali ste naveden študij tudi kon#ali?
9	MARITAL0	Zakonski stan	continuous	numeric-2.0	504	12	Zakonski stan
10	KINDER0	Ali imate vi osebno otroke?	continuous	numeric-2.0	510	6	Ali imate vi osebno otroke?
11	SI_TOWN	Velikost naselja	continuous	numeric-2.0	515	1	Velikost naselja
12	SI_MN	Tip naselja Slovenija	continuous	numeric-2.0	516	0	Tip naselja Slovenija
13	SI_MNA	Lahko prosim vsaj ocenite v katerem tipu naselja živite?	continuous	numeric-2.0	17	499	Lahko prosim vsaj ocenite v katerem tipu naselja živite?
14	STTYPE	Tip naselja enoten	continuous	numeric-1.0	516	0	Tip naselja enoten
15	SI_SETT	Tip naselja Slovenija- posebej MB in LJ	continuous	numeric-2.0	516	0	Tip naselja Slovenija- posebej MB in LJ

### Group Stanovajske razmere

#	Name	Label	Type	Format	Valid	Invalid	Question
1	PRF1_ODL	Kdo v vašem gospodinjstvu odlo#a ali soodlo#a o na#inu ogrevanja ali je seznanjen s porabo?	continuous	numeric-2.0	511	5	Kdo v vašem gospodinjstvu odlo#a ali soodlo#a o na#inu ogrevanja ali je seznanjen s porabo?
2	PRF1_P11	PROFIL: Lastniško vs najemniško stanovanje	continuous	numeric-3.0	516	0	PROFIL: Lastniško vs najemniško stanovanje
3	PRF1_998	PROFIL: Lastniško vs najemniško stanovanje - <I>drugo, navedite:</I>	discrete	character-6	1	0	PROFIL: Lastniško vs najemniško stanovanje - <I>drugo, navedite:</I>
4	PRF1_P12	PROFIL: Velikost bivalne površine v m2	continuous	numeric-4.0	445	71	PROFIL: Velikost bivalne površine v m2
5	PRF1_P13	PROFIL: Število stanovanj v objektu	continuous	numeric-3.0	506	10	PROFIL: Število stanovanj v objektu
6	PRF1_398	PROFIL: Število stanovanj v objektu - <I>drugo, navedite:</I>	discrete	numeric-1.0	0	516	PROFIL: Število stanovanj v objektu - <I>drugo, navedite:</I>

### Group Zaposlitev

#	Name	Label	Type	Format	Valid	Invalid	Question
1	WACTIV0	Zaposlitveni status	continuous	numeric-2.0	510	6	Zaposlitveni status
2	WACTIV0o	Stara vrednost zaposlitveni status (Wactivity0)	continuous	numeric-4.0	509	7	Stara vrednost zaposlitveni status (Wactivity0)
3	WP_POS	Položaj na delovnem mestu	continuous	numeric-2.0	258	258	Položaj na delovnem mestu

#	Name	Label	Type	Format	Valid	Invalid	Question
4	WP_ACT	Glavna dejavnost podjetja	continuous	numeric-2.0	264	252	Glavna dejavnost podjetja
5	WACT_XX	Delovna aktivnost - tvorjene skupine ANDR (WACTIV0, WP_POS, WP_ACT)	continuous	numeric-2.0	495	21	Delovna aktivnost - tvorjene skupine ANDR (WACTIV0, WP_POS, WP_ACT)
6	B2B_EM_r	Koliko zaposlenih šteje podjetje oziroma organizacija v kateri delate?_rec	discrete	numeric-8.0	78	438	Koliko zaposlenih šteje podjetje oziroma organizacija v kateri delate?_rec
7	WACT_TIM	Katerega leta ste se upokojili?	continuous	numeric-4.0	134	382	Katerega leta ste se upokojili?
8	WACT_WHA	Zaposlitveni status pred upokojitvijo	continuous	numeric-2.0	133	383	Zaposlitveni status pred upokojitvijo
9	WACT_POS	Položaj na delovnem mestu pred upokojitvijo	continuous	numeric-2.0	107	409	Položaj na delovnem mestu pred upokojitvijo
10	WACT_ACT	Glavna dejavnost podjetja pred upokojitvijo	continuous	numeric-2.0	110	406	Glavna dejavnost podjetja pred upokojitvijo

### Group Gospodinjstvo in dohodek

#	Name	Label	Type	Format	Valid	Invalid	Question
1	HHSIZE1	Velikost gospodinjstva	continuous	numeric-2.0	512	4	Velikost gospodinjstva
2	PINCOME0	Osební dohodek	continuous	numeric-2.0	428	88	Osební dohodek
3	PINCOME1	Osební dohodek - samo 1 #lan v gosp.	continuous	numeric-2.0	45	471	Osební dohodek - samo 1 #lan v gosp.
4	HM_A1_r	starost 2. #lana - Kakšna je starost ostalih #lanov gospodinjstva?	discrete	numeric-8.0	422	94	-
5	HM_A2_r	starost 3. #lana - Kakšna je starost ostalih #lanov gospodinjstva?	discrete	numeric-8.0	262	254	-
6	HM_A3_r	starost 4. #lana - Kakšna je starost ostalih #lanov gospodinjstva?	discrete	numeric-8.0	155	361	-
7	HM_A4_r	starost 5. #lana - Kakšna je starost ostalih #lanov gospodinjstva?	discrete	numeric-8.0	45	471	-
8	HM_A5_r	starost 6. #lana - Kakšna je starost ostalih #lanov gospodinjstva?	discrete	numeric-8.0	10	506	-
9	HM_A6_r	starost 7. #lana - Kakšna je starost ostalih #lanov gospodinjstva?	discrete	numeric-8.0	3	513	-
10	HM_A7_r	starost 8. #lana - Kakšna je starost ostalih #lanov gospodinjstva?	discrete	numeric-8.0	1	515	-
11	HM_A8_r	starost 9. #lana - Kakšna je starost ostalih #lanov gospodinjstva?	discrete	numeric-8.0	1	515	-
12	HM_A9_r	starost 10. #lana - Kakšna je starost ostalih #lanov gospodinjstva?	discrete	numeric-8.0	1	515	-
13	HM_A10_r	starost 11. #lana - Kakšna je starost ostalih #lanov gospodinjstva?	discrete	numeric-8.0	1	515	-

#	Name	Label	Type	Format	Valid	Invalid	Question
14	HM_A11_r	starost 12. #lana - Kakšna je starost ostalih #lanov gospodinjstva?	discrete	numeric-8.0	1	515	-
15	HM_A12_r	starost 13. #lana - Kakšna je starost ostalih #lanov gospodinjstva?	discrete	numeric-8.0	0	516	-
16	HM_A13_r	starost 14. #lana - Kakšna je starost ostalih #lanov gospodinjstva?	discrete	numeric-8.0	0	516	-
17	HM_A14_r	starost 15. #lana - Kakšna je starost ostalih #lanov gospodinjstva?	discrete	numeric-8.0	0	516	-
18	HINCOM0	Dohodek gospodinjstva	continuous	numeric-2.0	410	106	Dohodek gospodinjstva
19	HINCOM_D	Nam lahko, prosim, poveste bolj natan#no, v kateri od naslednjih razredov spadajo dohodki gospodinjstva:	continuous	numeric-2.0	228	288	Nam lahko, prosim, poveste bolj natan#no, v kateri od naslednjih razredov spadajo dohodki gospodinjstva:
20	HINCOM_I	Razredi dohodki gospodinjstva international:	continuous	numeric-2.0	410	106	Razredi dohodki gospodinjstva international:

### Group Nakupovanje in uporaba goriva

#	Name	Label	Type	Format	Valid	Invalid	Question
1	BUYER0	Nakupni #lan	continuous	numeric-2.0	514	2	Nakupni #lan
2	BBUCKS0	Glava družine	continuous	numeric-2.0	505	11	Glava družine
3	PRF11A	Kje najpogosteje kupujete izdelke vsakodnevne potrošnje, kot so hrana, pija#a, kozmetika, #istila in ostali izdelki?	continuous	numeric-6.0	516	0	Kje najpogosteje kupujete izdelke vsakodnevne potrošnje, kot so hrana, pija#a, kozmetika, #istila in ostali izdelki?
4	PRF11A_Q	Kje najpogosteje kupujete izdelke vsakodnevne potrošnje, kot so hrana, pija#a, kozmetika, #istila in ostali izdelki? - ostale trgovine VPIŠITE!	discrete	numeric-1.0	0	516	Kje najpogosteje kupujete izdelke vsakodnevne potrošnje, kot so hrana, pija#a, kozmetika, #istila in ostali izdelki? - ostale trgovine VPIŠITE!
5	PRF11B01	1. mention - Kje še kupujete izdelke vsakodnevne potrošnje, kot so hrana, pija#a, kozmetika, #istila in ostali izdelki?	continuous	numeric-6.0	514	2	1. mention - Kje še kupujete izdelke vsakodnevne potrošnje, kot so hrana, pija#a, kozmetika, #istila in ostali izdelki?
6	PRF11B02	2. mention	continuous	numeric-6.0	432	84	2. mention
7	PRF11B03	3. mention	continuous	numeric-6.0	375	141	3. mention
8	PRF11B04	4. mention	continuous	numeric-6.0	313	203	4. mention
9	PRF11B05	5. mention	continuous	numeric-6.0	244	272	5. mention
10	PRF11B06	6. mention	continuous	numeric-6.0	176	340	6. mention
11	PRF11B07	7. mention	continuous	numeric-6.0	132	384	7. mention
12	PRF11B08	8. mention	continuous	numeric-6.0	108	408	8. mention
13	PRF11B09	9. mention	continuous	numeric-6.0	82	434	9. mention
14	PRF11B10	10. mention	continuous	numeric-6.0	60	456	10. mention
15	PRF11B11	11. mention	continuous	numeric-6.0	45	471	11. mention



#	Name	Label	Type	Format	Valid	Invalid	Question
16	PRF11B12	12. mention	continuous	numeric-6.0	32	484	12. mention
17	PRF11B13	13. mention	continuous	numeric-6.0	24	492	13. mention
18	PRF11B14	14. mention	continuous	numeric-6.0	16	500	14. mention
19	PRF11B15	15. mention	continuous	numeric-6.0	14	502	15. mention
20	PRF11B16	16. mention	continuous	numeric-6.0	11	505	16. mention
21	PRF11B17	17. mention	continuous	numeric-6.0	6	510	17. mention
22	PRF11B18	18. mention	continuous	numeric-6.0	3	513	18. mention
23	PRF11B19	19. mention	continuous	numeric-6.0	2	514	19. mention
24	PRF11B20	20. mention	continuous	numeric-6.0	2	514	20. mention
25	PRF11B21	21. mention	continuous	numeric-6.0	1	515	21. mention
26	PRF11B_Q	Kje še kupujete izdelke vsakodnevne potrošnje, kot so hrana, pijača, kozmetika, #istila in ostali izdelki? - ostale trgovine VPIŠITE!	discrete	numeric-1.0	0	516	Kje še kupujete izdelke vsakodnevne potrošnje, kot so hrana, pijača, kozmetika, #istila in ostali izdelki? - ostale trgovine VPIŠITE!
27	BENZ1_1	1. mention - Na katerih bencinskih servisirih VSE to#ite gorivo? Vrstni red je pomemben. Ozna#ite najprej tisto, kjer to#ite NAJPOGOSTEJE, potem pa še OSTALA, kjer to#ite vsaj NEKAJKRAT LETNO.	continuous	numeric-2.0	489	27	1. mention - Na katerih bencinskih servisirih VSE to#ite gorivo? Vrstni red je pomemben. Ozna#ite najprej tisto, kjer to#ite NAJPOGOSTEJE, potem pa še OSTALA, kjer to#ite vsaj NEKAJKRAT LETNO.
28	BENZ1_2	2. mention	continuous	numeric-2.0	337	179	2. mention
29	BENZ1_3	3. mention	continuous	numeric-2.0	132	384	3. mention
30	BENZ1_4	4. mention	continuous	numeric-2.0	26	490	4. mention
31	BENZ1_5	5. mention	continuous	numeric-2.0	5	511	5. mention
32	BENZ1_6	6. mention	continuous	numeric-2.0	3	513	6. mention
33	BENZ1_7	7. mention	continuous	numeric-2.0	1	515	7. mention
34	BENZ1_8	8. mention	continuous	numeric-2.0	0	516	8. mention
35	BENZ2_1	1. mention - Katera goriva VSE to#ite? Vrstni red je pomemben. Ozna#ite najprej tisto, ki ga to#ite NAJPOGOSTEJE, potem pa še OSTALA, ki jih to#ite vsaj NEKAJKRAT LETNO - upoštevajte TUDI ZIMSKO obdobje.	continuous	numeric-3.0	489	27	1. mention - Katera goriva VSE to#ite? Vrstni red je pomemben. Ozna#ite najprej tisto, ki ga to#ite NAJPOGOSTEJE, potem pa še OSTALA, ki jih to#ite vsaj NEKAJKRAT LETNO - upoštevajte TUDI ZIMSKO obdobje.
36	BENZ2_2	2. mention	continuous	numeric-3.0	285	231	2. mention
37	BENZ2_3	3. mention	continuous	numeric-3.0	114	402	3. mention
38	BENZ2_4	4. mention	continuous	numeric-3.0	41	475	4. mention
39	BENZ2_5	5. mention	continuous	numeric-3.0	15	501	5. mention
40	BENZ2_6	6. mention	continuous	numeric-3.0	7	509	6. mention
41	BENZ2_7	7. mention	continuous	numeric-3.0	4	512	7. mention
42	BENZ2_8	8. mention	continuous	numeric-3.0	2	514	8. mention
43	BENZ2_9	9. mention	continuous	numeric-3.0	2	514	9. mention
44	BENZ2_10	10. mention	continuous	numeric-3.0	1	515	10. mention

<b>Group Internet in življenjski stil</b>							
#	Name	Label	Type	Format	Valid	Invalid	Question
1	NETUSE	Pogostost uporabe interneta	continuous	numeric-2.0	516	0	Pogostost uporabe interneta
2	BUY0	Spletni nakup	continuous	numeric-1.0	516	0	Spletni nakup
3	LIFE2X	Težko si privoščim izostanek z dela. - Spodaj je trditev, ki se nanaša na vaš življenjski stil in nakupne navade. Prosim ocenite ali trditev za vas "večinoma drži" ali "večinoma ne drži"?	continuous	numeric-1.0	303	213	Težko si privoščim izostanek z dela. - Spodaj je trditev, ki se nanaša na vaš življenjski stil in nakupne navade. Prosim ocenite ali trditev za vas "večinoma drži" ali "večinoma ne drži"?
4	LIFE1_1	Sem v trendu - Spodaj sta navedeni osebni lastnosti, ki lahko, ali pa tudi ne opisujeta vašo osebnost. Pri vsaki izmed njih označite, ali bolj velja ali bolj ne velja za vas osebno.	continuous	numeric-1.0	516	0	Sem v trendu - Spodaj sta navedeni osebni lastnosti, ki lahko, ali pa tudi ne opisujeta vašo osebnost. Pri vsaki izmed njih označite, ali bolj velja ali bolj ne velja za vas osebno.
5	LIFE1_2	Sem aktiven - Spodaj sta navedeni osebni lastnosti, ki lahko, ali pa tudi ne opisujeta vašo osebnost. Pri vsaki izmed njih označite, ali bolj velja ali bolj ne velja za vas osebno.	continuous	numeric-1.0	516	0	Sem aktiven - Spodaj sta navedeni osebni lastnosti, ki lahko, ali pa tudi ne opisujeta vašo osebnost. Pri vsaki izmed njih označite, ali bolj velja ali bolj ne velja za vas osebno.
6	LIFE3	Koliko ur tedensko v povprečju namenite delu v službi?	continuous	numeric-3.0	289	227	Koliko ur tedensko v povprečju namenite delu v službi?

<b>Group Volitve</b>							
#	Name	Label	Type	Format	Valid	Invalid	Question
1	VEU19UD	Ali ste se udeležili volitev v Evropski parlament, ki so bile 26.maja 2019?	continuous	numeric-1.0	516	0	Ali ste se udeležili volitev v Evropski parlament, ki so bile 26.maja 2019?
2	VEU19STR	Zaupajte nam prosim, za katero listo ste glasovali?	continuous	numeric-3.0	269	247	Zaupajte nam prosim, za katero listo ste glasovali?
3	VSI18UD	Ali ste se udeležili volitev v Državni zbor 3. junija 2018?	continuous	numeric-1.0	516	0	Ali ste se udeležili volitev v Državni zbor 3. junija 2018?
4	VSI18STR	Koga ste obkrožili?	continuous	numeric-4.0	320	196	Koga ste obkrožili?
5	VPR17UD	Ali ste se udeležili prvega kroga volitev za predsednika republike, ki so potekale v 22. oktobra 2017?	continuous	numeric-1.0	516	0	Ali ste se udeležili prvega kroga volitev za predsednika republike, ki so potekale v 22. oktobra 2017?
6	VPR17K1	Nam prosim zaupate, za koga ste glasovali v prvem krogu predsedniških volitev 22. oktobra 2017?	continuous	numeric-2.0	310	206	Nam prosim zaupate, za koga ste glasovali v prvem krogu predsedniških volitev 22. oktobra 2017?
7	VPR17UD2	Ali ste se udeležili DRUGEGA kroga volitev za predsednika republike, ki so potekale v 12. novembra 2017?	continuous	numeric-1.0	516	0	Ali ste se udeležili DRUGEGA kroga volitev za predsednika republike, ki so potekale v 12. novembra 2017?
8	VPR17K2	Nam prosim zaupate, za koga ste glasovali v drugem krogu predsedniških volitev 12. novembra 2017?	continuous	numeric-2.0	287	229	Nam prosim zaupate, za koga ste glasovali v drugem krogu predsedniških volitev 12. novembra 2017?

#	Name	Label	Type	Format	Valid	Invalid	Question
9	CK013	V politiki se v#asih govori o levici in desnici. Kam bi vi uvrstili sami sebe?	continuous	numeric-1.0	516	0	V politiki se v#asih govori o levici in desnici. Kam bi vi uvrstili sami sebe?
10	VOL_VE	Volilna ENOTA Slovenija	continuous	numeric-1.0	516	0	Volilna ENOTA Slovenija
11	VOL_VO	Volilni OKRAJ Slovenija	continuous	numeric-2.0	516	0	Volilni OKRAJ Slovenija
12	VOL_LJ	V katero volilno enoto spada prebivali#e / stanovanje kjer volite?	continuous	numeric-1.0	3	513	V katero volilno enoto spada prebivali#e / stanovanje kjer volite?
13	VOL_VOA	Prosim ozna#ite, v kateri volilni okraj spada prebivali#e / stanovanje kjer volite?	continuous	numeric-4.0	7	509	Prosim ozna#ite, v kateri volilni okraj spada prebivali#e / stanovanje kjer volite?

### Group Kajenje

#	Name	Label	Type	Format	Valid	Invalid	Question
1	PTT02A1	1. mention - Ali ste v ZADNJEM MESECU uporabljali oziroma kadili kateregakoli od naslednjih toba#nih produktov?	continuous	numeric-1.0	516	0	1. mention - Ali ste v ZADNJEM MESECU uporabljali oziroma kadili kateregakoli od naslednjih toba#nih produktov?
2	PTT02A2	2. mention	continuous	numeric-1.0	25	491	2. mention
3	PTT02A3	3. mention	continuous	numeric-1.0	8	508	3. mention
4	OCU	Katera je tista znamka tovarniško proizvedenih (kupljenih) cigaret, ki jo najpogosteje kadite?	continuous	numeric-4.0	121	395	Katera je tista znamka tovarniško proizvedenih (kupljenih) cigaret, ki jo najpogosteje kadite?
5	PTT002B	Katero verzijo znamke pa kadite najpogosteje?	continuous	numeric-5.0	114	402	Katero verzijo znamke pa kadite najpogosteje?
6	PTT002C	V povpre#ju koliko tovarniško proizvedenih (kupljenih) cigaret pokadite NA DAN?	continuous	numeric-2.0	105	411	V povpre#ju koliko tovarniško proizvedenih (kupljenih) cigaret pokadite NA DAN?
7	T_OCU	Katera je tista znamka tobaka (iz katerega si cigarete pripravite s pomo#jo cigaretnih tub in stroj#ka ali papir#kov), ki jo kadite najpogosteje?	continuous	numeric-4.0	39	477	Katera je tista znamka tobaka (iz katerega si cigarete pripravite s pomo#jo cigaretnih tub in stroj#ka ali papir#kov), ki jo kadite najpogosteje?
8	PTT002E	V povpre#ju koliko cigaret, ki si jih pripravite s pomo#jo cigaretnih tub in stroj#ka ali papir#kov pokadite NA DAN?	continuous	numeric-2.0	37	479	V povpre#ju koliko cigaret, ki si jih pripravite s pomo#jo cigaretnih tub in stroj#ka ali papir#kov pokadite NA DAN?

### Group Ostale

#	Name	Label	Type	Format	Valid	Invalid	Question
1	END1_r	Imate kakšen komentar, ki ga nismo zajeli z anketnim vprašalnikom? Bi predlagali kakšno vprašanje za naslednjo raziskavo?_rec	discrete	character-50	516	0	Imate kakšen komentar, ki ga nismo zajeli z anketnim vprašalnikom? Bi predlagali kakšno vprašanje za naslednjo raziskavo?_rec
2	starank	Starost na dan anketiranja	continuous	numeric-8.2	516	0	Starost na dan anketiranja

<b>Group Utež</b>							
#	Name	Label	Type	Format	Valid	Invalid	Question
1	wrakin1	Utež po spolu, starosti, izobrazbi in regiji	continuous	numeric-6.3	516	0	Utež po spolu, starosti, izobrazbi in regiji

# Variables Description

Dataset contains 166 variable(s)

## File : Odnos do cepljenja proti SARS-CoV-2, 2020: Verjetnostni panel [Data file]

### # QA\_FIRST: Date of the first survey run

**Information** [Type= discrete] [Format=character] [Missing=\*]

**Statistics [NW/ W]** [Valid=516 /-] [Invalid=0 /-]

**Literal question** Date of the first survey run

Value	Label	Cases	Percentage
2020-12-21		290	56.2%
2020-12-22		226	43.8%

*Warning: these figures indicate the number of cases found in the data file. They cannot be interpreted as summary statistics of the population of interest.*

### # QA\_LAST: Date of the last survey answer

**Information** [Type= discrete] [Format=character] [Missing=\*]

**Statistics [NW/ W]** [Valid=516 /-] [Invalid=0 /-]

**Literal question** Date of the last survey answer

Value	Label	Cases	Percentage
2020-12-21		288	55.8%
2020-12-22		228	44.2%

*Warning: these figures indicate the number of cases found in the data file. They cannot be interpreted as summary statistics of the population of interest.*

### # QA\_ENV\_D: Device Type

**Information** [Type= discrete] [Format=character] [Missing=\*]

**Statistics [NW/ W]** [Valid=516 /-] [Invalid=0 /-]

**Literal question** Device Type

Value	Label	Cases	Percentage
mobile		233	45.2%
tablet		15	2.9%
undefined		268	51.9%

*Warning: these figures indicate the number of cases found in the data file. They cannot be interpreted as summary statistics of the population of interest.*

### # Q2: Z naslednjimi vprašanji želimo preveriti, kakšne so bile vaše dosedanje izkušnje z epidemijo. Ali ste oziroma ste bili kadarkoli letos okuženi z virusom SARS-CoV-2?

**Information** [Type= continuous] [Format=numeric] [Range= 1-2] [Missing=\*]

**Statistics [NW/ W]** [Valid=516 /-] [Invalid=0 /-]

**Pre-question** Z naslednjimi vprašanji želimo preveriti, kakšne so bile vaše dosedanje izkušnje z epidemijo.

**Literal question** Ali ste oziroma ste bili kadarkoli letos okuženi z virusom SARS-CoV-2?

Value	Label	Cases	Percentage
1	Ne	465	90.1%
2	Da, potrjena okužba.	51	9.9%

*Warning: these figures indicate the number of cases found in the data file. They cannot be interpreted as summary statistics of the population of interest.*

### # Q3: Ali osebno poznate koga, ki se je okužil z virusom SARS-CoV-2?

**Information** [Type= continuous] [Format=numeric] [Range= 1-2] [Missing=\*]

**Statistics [NW/ W]** [Valid=516 /-] [Invalid=0 /-]

**Pre-question** Z naslednjimi vprašanji želimo preveriti, kakšne so bile vaše dosedanje izkušnje z epidemijo.

**Literal question** Ali osebno poznate koga, ki se je okužil z virusom SARS-CoV-2?

## File : Odnos do cepljenja proti SARS-CoV-2, 2020: Verjetnostni panel [Data file]

### # Q3: Ali osebno poznate koga, ki se je okužil z virusom SARS-CoV-2?

Value	Label	Cases	Percentage
1	Ne	79	15.3%
2	Da	437	84.7%

Warning: these figures indicate the number of cases found in the data file. They cannot be interpreted as summary statistics of the population of interest.

### # Q4: Ali osebno poznate koga, ki je zaradi okužbe z virusom SARS-CoV-2 potreboval zdravljenje v bolnišnici?

<b>Information</b>	[Type= continuous] [Format=numeric] [Range= 1-2] [Missing=*]
<b>Statistics [NW/ W]</b>	[Valid=516 /-] [Invalid=0 /-]
<b>Pre-question</b>	Z naslednjimi vprašanji želimo preveriti, kakšne so bile vaše dosedanje izkušnje z epidemijo.
<b>Literal question</b>	Ali osebno poznate koga, ki je zaradi okužbe z virusom SARS-CoV-2 potreboval zdravljenje v bolnišnici?

Value	Label	Cases	Percentage
1	Ne	315	61.0%
2	Da	201	39.0%

Warning: these figures indicate the number of cases found in the data file. They cannot be interpreted as summary statistics of the population of interest.

### # Q5: Ali osebno poznate koga, ki je zaradi okužbe z virusom SARS-CoV-2 umrl?

<b>Information</b>	[Type= continuous] [Format=numeric] [Range= 1-2] [Missing=*]
<b>Statistics [NW/ W]</b>	[Valid=516 /-] [Invalid=0 /-]
<b>Pre-question</b>	Z naslednjimi vprašanji želimo preveriti, kakšne so bile vaše dosedanje izkušnje z epidemijo.
<b>Literal question</b>	Ali osebno poznate koga, ki je zaradi okužbe z virusom SARS-CoV-2 umrl?

Value	Label	Cases	Percentage
1	Ne	380	73.6%
2	Da	136	26.4%

Warning: these figures indicate the number of cases found in the data file. They cannot be interpreted as summary statistics of the population of interest.

### # Q6\_1: Poročilom na televiziji in radiu. - Koliko zaupate posameznim virom informacij o cepljenju proti SARS-CoV-2?

<b>Information</b>	[Type= continuous] [Format=numeric] [Range= 1-5] [Missing=*]
<b>Statistics [NW/ W]</b>	[Valid=516 /-] [Invalid=0 /-]
<b>Pre-question</b>	Z naslednjimi vprašanji želimo preveriti, kakšne so bile vaše dosedanje izkušnje z epidemijo. Koliko zaupate posameznim virom informacij o cepljenju proti SARS-CoV-2?
<b>Literal question</b>	Poročilom na televiziji in radiu.

Value	Label	Cases	Percentage
1	sploh ne zaupam	53	10.3%
2	ne zaupam	72	14.0%
3	niti zaupam niti ne zaupam	206	39.9%
4	zaupam	162	31.4%
5	popolnoma zaupam	23	4.5%

Warning: these figures indicate the number of cases found in the data file. They cannot be interpreted as summary statistics of the population of interest.

### # Q6\_2: Dnevni #asopisom. - Koliko zaupate posameznim virom informacij o cepljenju proti SARS-CoV-2?

<b>Information</b>	[Type= continuous] [Format=numeric] [Range= 1-5] [Missing=*]
<b>Statistics [NW/ W]</b>	[Valid=516 /-] [Invalid=0 /-]
<b>Pre-question</b>	Z naslednjimi vprašanji želimo preveriti, kakšne so bile vaše dosedanje izkušnje z epidemijo. Koliko zaupate posameznim virom informacij o cepljenju proti SARS-CoV-2?

## File : Odnos do cepljenja proti SARS-CoV-2, 2020: Verjetnostni panel [Data file]

### # Q6\_2: Dnevnim #asopisom. - Koliko zaupate posameznim virom informacij o cepljenju proti SARS-CoV-2?

<b>Literal question</b>	Dnevnim #asopisom.		
<b>Value</b>	<b>Label</b>	<b>Cases</b>	<b>Percentage</b>
1	sploh ne zaupam	56	10.9%
2	ne zaupam	78	15.1%
3	niti zaupam niti ne zaupam	232	45.0%
4	zaupam	132	25.6%
5	popolnoma zaupam	18	3.5%

*Warning: these figures indicate the number of cases found in the data file. They cannot be interpreted as summary statistics of the population of interest.*

### # Q6\_3: Nacionalnemu inštitutu za javno zdravje (NIJZ). - Koliko zaupate posameznim virom informacij o cepljenju proti SARS-CoV-2?

<b>Information</b>	[Type= continuous] [Format=numeric] [Range= 1-5] [Missing=*]		
<b>Statistics [NW/ W]</b>	[Valid=516 /-] [Invalid=0 /-]		
<b>Pre-question</b>	Z naslednjimi vprašanji želimo preveriti, kakšne so bile vaše dosedanje izkušnje z epidemijo. Koliko zaupate posameznim virom informacij o cepljenju proti SARS-CoV-2?		
<b>Literal question</b>	Nacionalnemu inštitutu za javno zdravje (NIJZ).		
<b>Value</b>	<b>Label</b>	<b>Cases</b>	<b>Percentage</b>
1	sploh ne zaupam	50	9.7%
2	ne zaupam	50	9.7%
3	niti zaupam niti ne zaupam	163	31.6%
4	zaupam	201	39.0%
5	popolnoma zaupam	52	10.1%

*Warning: these figures indicate the number of cases found in the data file. They cannot be interpreted as summary statistics of the population of interest.*

### # Q6\_4: Ministrstvu za zdravje Republike Slovenije. - Koliko zaupate posameznim virom informacij o cepljenju proti SARS-CoV-2?

<b>Information</b>	[Type= continuous] [Format=numeric] [Range= 1-5] [Missing=*]		
<b>Statistics [NW/ W]</b>	[Valid=516 /-] [Invalid=0 /-]		
<b>Pre-question</b>	Z naslednjimi vprašanji želimo preveriti, kakšne so bile vaše dosedanje izkušnje z epidemijo. Koliko zaupate posameznim virom informacij o cepljenju proti SARS-CoV-2?		
<b>Literal question</b>	Ministrstvu za zdravje Republike Slovenije.		
<b>Value</b>	<b>Label</b>	<b>Cases</b>	<b>Percentage</b>
1	sploh ne zaupam	59	11.4%
2	ne zaupam	92	17.8%
3	niti zaupam niti ne zaupam	177	34.3%
4	zaupam	160	31.0%
5	popolnoma zaupam	28	5.4%

*Warning: these figures indicate the number of cases found in the data file. They cannot be interpreted as summary statistics of the population of interest.*

### # Q6\_5: Svetovni zdravstveni organizaciji (WHO). - Koliko zaupate posameznim virom informacij o cepljenju proti SARS-CoV-2?

<b>Information</b>	[Type= continuous] [Format=numeric] [Range= 1-5] [Missing=*]		
<b>Statistics [NW/ W]</b>	[Valid=516 /-] [Invalid=0 /-]		
<b>Pre-question</b>	Z naslednjimi vprašanji želimo preveriti, kakšne so bile vaše dosedanje izkušnje z epidemijo. Koliko zaupate posameznim virom informacij o cepljenju proti SARS-CoV-2?		
<b>Literal question</b>	Svetovni zdravstveni organizaciji (WHO).		



## File : Odnos do cepljenja proti SARS-CoV-2, 2020: Verjetnostni panel [Data file]

### # Q6\_5: Svetovni zdravstveni organizaciji (WHO). - Koliko zaupate posameznim virom informacij o cepljenju proti SARS-CoV-2?

Value	Label	Cases	Percentage
1	sploh ne zaupam	51	9.9%
2	ne zaupam	75	14.5%
3	niti zaupam niti ne zaupam	190	36.8%
4	zaupam	173	33.5%
5	popolnoma zaupam	27	5.2%

Warning: these figures indicate the number of cases found in the data file. They cannot be interpreted as summary statistics of the population of interest.

### # Q6\_6: Vladi Republike Slovenije. - Koliko zaupate posameznim virom informacij o cepljenju proti SARS-CoV-2?

<b>Information</b>	[Type= continuous] [Format=numeric] [Range= 1-5] [Missing=*]
<b>Statistics [NW/ W]</b>	[Valid=516 /-] [Invalid=0 /-]
<b>Pre-question</b>	Z naslednjimi vprašanji želimo preveriti, kakšne so bile vaše dosedanje izkušnje z epidemijo. Koliko zaupate posameznim virom informacij o cepljenju proti SARS-CoV-2?
<b>Literal question</b>	Vladi Republike Slovenije.

Value	Label	Cases	Percentage
1	sploh ne zaupam	134	26.0%
2	ne zaupam	121	23.4%
3	niti zaupam niti ne zaupam	148	28.7%
4	zaupam	83	16.1%
5	popolnoma zaupam	30	5.8%

Warning: these figures indicate the number of cases found in the data file. They cannot be interpreted as summary statistics of the population of interest.

### # Q6\_7: Alternativnim razlagam na družabnih omrežjih. - Koliko zaupate posameznim virom informacij o cepljenju proti SARS-CoV-2?

<b>Information</b>	[Type= continuous] [Format=numeric] [Range= 1-5] [Missing=*]
<b>Statistics [NW/ W]</b>	[Valid=516 /-] [Invalid=0 /-]
<b>Pre-question</b>	Z naslednjimi vprašanji želimo preveriti, kakšne so bile vaše dosedanje izkušnje z epidemijo. Koliko zaupate posameznim virom informacij o cepljenju proti SARS-CoV-2?
<b>Literal question</b>	Alternativnim razlagam na družabnih omrežjih.

Value	Label	Cases	Percentage
1	sploh ne zaupam	147	28.5%
2	ne zaupam	169	32.8%
3	niti zaupam niti ne zaupam	164	31.8%
4	zaupam	34	6.6%
5	popolnoma zaupam	2	0.4%

Warning: these figures indicate the number of cases found in the data file. They cannot be interpreted as summary statistics of the population of interest.

### # Q6\_8: Strokovnim #lankom in rezultatom raziskav. - Koliko zaupate posameznim virom informacij o cepljenju proti SARS-CoV-2?

<b>Information</b>	[Type= continuous] [Format=numeric] [Range= 1-5] [Missing=*]
<b>Statistics [NW/ W]</b>	[Valid=516 /-] [Invalid=0 /-]
<b>Pre-question</b>	Z naslednjimi vprašanji želimo preveriti, kakšne so bile vaše dosedanje izkušnje z epidemijo. Koliko zaupate posameznim virom informacij o cepljenju proti SARS-CoV-2?
<b>Literal question</b>	Strokovnim #lankom in rezultatom raziskav.

## File : Odnos do cepljenja proti SARS-CoV-2, 2020: Verjetnostni panel [Data file]

### # Q6\_8: Strokovnim #lankom in rezultatom raziskav. - Koliko zaupate posameznim virom informacij o cepljenju proti SARS-CoV-2?

Value	Label	Cases	Percentage
1	sploh ne zaupam	18	3.5%
2	ne zaupam	34	6.6%
3	niti zaupam niti ne zaupam	161	31.2%
4	zaupam	242	46.9%
5	popolnoma zaupam	61	11.8%

*Warning: these figures indicate the number of cases found in the data file. They cannot be interpreted as summary statistics of the population of interest.*

### # Q6\_9: Mnenju strokovnjakov. - Koliko zaupate posameznim virom informacij o cepljenju proti SARS-CoV-2?

<b>Information</b>	[Type= continuous] [Format=numeric] [Range= 1-5] [Missing=*]
<b>Statistics [NW/ W]</b>	[Valid=516 /-] [Invalid=0 /-]
<b>Pre-question</b>	Z naslednjimi vprašanji želimo preveriti, kakšne so bile vaše dosedanje izkušnje z epidemijo. Koliko zaupate posameznim virom informacij o cepljenju proti SARS-CoV-2?
<b>Literal question</b>	Mnenju strokovnjakov.

Value	Label	Cases	Percentage
1	sploh ne zaupam	15	2.9%
2	ne zaupam	31	6.0%
3	niti zaupam niti ne zaupam	134	26.0%
4	zaupam	272	52.7%
5	popolnoma zaupam	64	12.4%

*Warning: these figures indicate the number of cases found in the data file. They cannot be interpreted as summary statistics of the population of interest.*

### # Q6\_10: Informacijam, ki mi jih posredujejo znanci, zaposleni v zdravstvu. - Koliko zaupate posameznim virom informacij o cepljenju proti SARS-CoV-2?

<b>Information</b>	[Type= continuous] [Format=numeric] [Range= 1-5] [Missing=*]
<b>Statistics [NW/ W]</b>	[Valid=516 /-] [Invalid=0 /-]
<b>Pre-question</b>	Z naslednjimi vprašanji želimo preveriti, kakšne so bile vaše dosedanje izkušnje z epidemijo. Koliko zaupate posameznim virom informacij o cepljenju proti SARS-CoV-2?
<b>Literal question</b>	Informacijam, ki mi jih posredujejo znanci, zaposleni v zdravstvu.

Value	Label	Cases	Percentage
1	sploh ne zaupam	18	3.5%
2	ne zaupam	60	11.6%
3	niti zaupam niti ne zaupam	243	47.1%
4	zaupam	175	33.9%
5	popolnoma zaupam	20	3.9%

*Warning: these figures indicate the number of cases found in the data file. They cannot be interpreted as summary statistics of the population of interest.*

### # Q6\_11: Informacijam prijateljev in znancev, ki niso zaposleni v zdravstvu. - Koliko zaupate posameznim virom informacij o cepljenju proti SARS-CoV-2?

<b>Information</b>	[Type= continuous] [Format=numeric] [Range= 1-5] [Missing=*]
<b>Statistics [NW/ W]</b>	[Valid=516 /-] [Invalid=0 /-]
<b>Pre-question</b>	Z naslednjimi vprašanji želimo preveriti, kakšne so bile vaše dosedanje izkušnje z epidemijo. Koliko zaupate posameznim virom informacij o cepljenju proti SARS-CoV-2?
<b>Literal question</b>	Informacijam prijateljev in znancev, ki niso zaposleni v zdravstvu.

## File : Odnos do cepljenja proti SARS-CoV-2, 2020: Verjetnostni panel [Data file]

# Q6\_11: Informacijam prijateljev in znancev, ki niso zaposleni v zdravstvu. - Koliko zaupate posameznim virom informacij o cepljenju proti SARS-CoV-2?

Value	Label	Cases	Percentage
1	sploh ne zaupam	69	13.4%
2	ne zaupam	157	30.4%
3	niti zaupam niti ne zaupam	235	45.5%
4	zaupam	50	9.7%
5	popolnoma zaupam	5	1.0%

Warning: these figures indicate the number of cases found in the data file. They cannot be interpreted as summary statistics of the population of interest.

# Q7\_1: Obvezno nošenje maske. - Spodaj so navedeni ukrepi proti epidemiji. Na lestvici ocenite, koliko je bil posamezen ukrep mote# za vas.

<b>Information</b>	[Type= continuous] [Format=numeric] [Range= 1-3] [Missing=*/4]
<b>Statistics [NW/ W]</b>	[Valid=515 /-] [Invalid=1 /-]
<b>Pre-question</b>	Z naslednjimi vprašanji želimo preveriti, kakšne so bile vaše dosedanje izkušnje z epidemijo. Spodaj so navedeni ukrepi proti epidemiji. Na lestvici ocenite, koliko je bil posamezen ukrep mote# za vas.
<b>Literal question</b>	Obvezno nošenje maske.

Value	Label	Cases	Percentage
1	zelo mote#	89	17.3%
2	malo mote#	215	41.7%
3	ni mote#	211	41.0%
4	ukrep se ne nanaša name	1	

Warning: these figures indicate the number of cases found in the data file. They cannot be interpreted as summary statistics of the population of interest.

# Q7\_2: Spoštovanje razdalje med ljudmi. - Spodaj so navedeni ukrepi proti epidemiji. Na lestvici ocenite, koliko je bil posamezen ukrep mote# za vas.

<b>Information</b>	[Type= continuous] [Format=numeric] [Range= 1-3] [Missing=*/4]
<b>Statistics [NW/ W]</b>	[Valid=513 /-] [Invalid=3 /-]
<b>Pre-question</b>	Z naslednjimi vprašanji želimo preveriti, kakšne so bile vaše dosedanje izkušnje z epidemijo. Spodaj so navedeni ukrepi proti epidemiji. Na lestvici ocenite, koliko je bil posamezen ukrep mote# za vas.
<b>Literal question</b>	Spoštovanje razdalje med ljudmi.

Value	Label	Cases	Percentage
1	zelo mote#	33	6.4%
2	malo mote#	126	24.6%
3	ni mote#	354	69.0%
4	ukrep se ne nanaša name	3	

Warning: these figures indicate the number of cases found in the data file. They cannot be interpreted as summary statistics of the population of interest.

# Q7\_3: Omejitev gibanja na ob#ino prebivališ#a. - Spodaj so navedeni ukrepi proti epidemiji. Na lestvici ocenite, koliko je bil posamezen ukrep mote# za vas.

<b>Information</b>	[Type= continuous] [Format=numeric] [Range= 1-3] [Missing=*/4]
<b>Statistics [NW/ W]</b>	[Valid=510 /-] [Invalid=6 /-]
<b>Pre-question</b>	Z naslednjimi vprašanji želimo preveriti, kakšne so bile vaše dosedanje izkušnje z epidemijo. Spodaj so navedeni ukrepi proti epidemiji. Na lestvici ocenite, koliko je bil posamezen ukrep mote# za vas.
<b>Literal question</b>	Omejitev gibanja na ob#ino prebivališ#a.

Value	Label	Cases	Percentage
1	zelo mote#	288	56.5%

## File : Odnos do cepljenja proti SARS-CoV-2, 2020: Verjetnostni panel [Data file]

# Q7\_3: Omejitev gibanja na ob#ino prebivališ#a. - Spodaj so navedeni ukrepi proti epidemiji. Na lestvici ocenite, koliko je bil posamezen ukrep mote# za vas.

Value	Label	Cases	Percentage
2	malo mote#	156	30.6%
3	ni mote#	66	12.9%
4	ukrep se ne nanaša name	6	

Warning: these figures indicate the number of cases found in the data file. They cannot be interpreted as summary statistics of the population of interest.

# Q7\_4: Omejitev gibanja na državne meje. - Spodaj so navedeni ukrepi proti epidemiji. Na lestvici ocenite, koliko je bil posamezen ukrep mote# za vas.

<b>Information</b>	[Type= continuous] [Format=numeric] [Range= 1-3] [Missing=*/4]
<b>Statistics [NW/ W]</b>	[Valid=483 /-] [Invalid=33 /-]
<b>Pre-question</b>	Z naslednjimi vprašanji želimo preveriti, kakšne so bile vaše dosedanje izkušnje z epidemijo. Spodaj so navedeni ukrepi proti epidemiji. Na lestvici ocenite, koliko je bil posamezen ukrep mote# za vas.
<b>Literal question</b>	Omejitev gibanja na državne meje

Value	Label	Cases	Percentage
1	zelo mote#	125	25.9%
2	malo mote#	147	30.4%
3	ni mote#	211	43.7%
4	ukrep se ne nanaša name	33	

Warning: these figures indicate the number of cases found in the data file. They cannot be interpreted as summary statistics of the population of interest.

# Q7\_5: Omejitev gibanja v no#nem #asu. - Spodaj so navedeni ukrepi proti epidemiji. Na lestvici ocenite, koliko je bil posamezen ukrep mote# za vas.

<b>Information</b>	[Type= continuous] [Format=numeric] [Range= 1-3] [Missing=*/4]
<b>Statistics [NW/ W]</b>	[Valid=499 /-] [Invalid=17 /-]
<b>Pre-question</b>	Z naslednjimi vprašanji želimo preveriti, kakšne so bile vaše dosedanje izkušnje z epidemijo. Spodaj so navedeni ukrepi proti epidemiji. Na lestvici ocenite, koliko je bil posamezen ukrep mote# za vas.
<b>Literal question</b>	Omejitev gibanja v no#nem #asu.

Value	Label	Cases	Percentage
1	zelo mote#	120	24.0%
2	malo mote#	125	25.1%
3	ni mote#	254	50.9%
4	ukrep se ne nanaša name	17	

Warning: these figures indicate the number of cases found in the data file. They cannot be interpreted as summary statistics of the population of interest.

# Q7\_6: Zaprtje trgovin (razen živilskih in lekarn). - Spodaj so navedeni ukrepi proti epidemiji. Na lestvici ocenite, koliko je bil posamezen ukrep mote# za vas.

<b>Information</b>	[Type= continuous] [Format=numeric] [Range= 1-3] [Missing=*/4]
<b>Statistics [NW/ W]</b>	[Valid=514 /-] [Invalid=2 /-]
<b>Pre-question</b>	Z naslednjimi vprašanji želimo preveriti, kakšne so bile vaše dosedanje izkušnje z epidemijo. Spodaj so navedeni ukrepi proti epidemiji. Na lestvici ocenite, koliko je bil posamezen ukrep mote# za vas.
<b>Literal question</b>	Zaprtje trgovin (razen živilskih in lekarn).

Value	Label	Cases	Percentage
1	zelo mote#	161	31.3%
2	malo mote#	241	46.9%
3	ni mote#	112	21.8%

## File : Odnos do cepljenja proti SARS-CoV-2, 2020: Verjetnostni panel [Data file]

# Q7\_6: Zaprtje trgovin (razen živilskih in lekarn). - Spodaj so navedeni ukrepi proti epidemiji. Na lestvici ocenite, koliko je bil posamezen ukrep mote# za vas.

Value	Label	Cases	Percentage
4	ukrep se ne nanaša name	2	

*Warning: these figures indicate the number of cases found in the data file. They cannot be interpreted as summary statistics of the population of interest.*

# Q7\_7: Zaprtje gostinskih obratov. - Spodaj so navedeni ukrepi proti epidemiji. Na lestvici ocenite, koliko je bil posamezen ukrep mote# za vas.

<b>Information</b>	[Type= continuous] [Format=numeric] [Range= 1-3] [Missing=*/4]
<b>Statistics [NW/ W]</b>	[Valid=506 /-] [Invalid=10 /-]
<b>Pre-question</b>	Z naslednjimi vprašanji želimo preveriti, kakšne so bile vaše dosedanje izkušnje z epidemijo. Spodaj so navedeni ukrepi proti epidemiji. Na lestvici ocenite, koliko je bil posamezen ukrep mote# za vas.
<b>Literal question</b>	Zaprtje gostinskih obratov.

Value	Label	Cases	Percentage
1	zelo mote#	112	22.1%
2	malo mote#	189	37.4%
3	ni mote#	205	40.5%
4	ukrep se ne nanaša name	10	

*Warning: these figures indicate the number of cases found in the data file. They cannot be interpreted as summary statistics of the population of interest.*

# Q7\_8: Zaprtje kulturnih ustanov. - Spodaj so navedeni ukrepi proti epidemiji. Na lestvici ocenite, koliko je bil posamezen ukrep mote# za vas.

<b>Information</b>	[Type= continuous] [Format=numeric] [Range= 1-3] [Missing=*/4]
<b>Statistics [NW/ W]</b>	[Valid=496 /-] [Invalid=20 /-]
<b>Pre-question</b>	Z naslednjimi vprašanji želimo preveriti, kakšne so bile vaše dosedanje izkušnje z epidemijo. Spodaj so navedeni ukrepi proti epidemiji. Na lestvici ocenite, koliko je bil posamezen ukrep mote# za vas.
<b>Literal question</b>	Zaprtje kulturnih ustanov.

Value	Label	Cases	Percentage
1	zelo mote#	93	18.8%
2	malo mote#	180	36.3%
3	ni mote#	223	45.0%
4	ukrep se ne nanaša name	20	

*Warning: these figures indicate the number of cases found in the data file. They cannot be interpreted as summary statistics of the population of interest.*

# Q7\_9: Zaprtje vrtcev in šol. - Spodaj so navedeni ukrepi proti epidemiji. Na lestvici ocenite, koliko je bil posamezen ukrep mote# za vas.

<b>Information</b>	[Type= continuous] [Format=numeric] [Range= 1-3] [Missing=*/4]
<b>Statistics [NW/ W]</b>	[Valid=460 /-] [Invalid=56 /-]
<b>Pre-question</b>	Z naslednjimi vprašanji želimo preveriti, kakšne so bile vaše dosedanje izkušnje z epidemijo. Spodaj so navedeni ukrepi proti epidemiji. Na lestvici ocenite, koliko je bil posamezen ukrep mote# za vas.
<b>Literal question</b>	Zaprtje vrtcev in šol.

Value	Label	Cases	Percentage
1	zelo mote#	243	52.8%
2	malo mote#	139	30.2%
3	ni mote#	78	17.0%
4	ukrep se ne nanaša name	56	

*Warning: these figures indicate the number of cases found in the data file. They cannot be interpreted as summary statistics of the population of interest.*

## File : Odnos do cepljenja proti SARS-CoV-2, 2020: Verjetnostni panel [Data file]

# Q7\_10: Ukinitev javnega prevoza. - Spodaj so navedeni ukrepi proti epidemiji. Na lestvici ocenite, koliko je bil posamezen ukrep mote# za vas.

<b>Information</b>	[Type= continuous] [Format=numeric] [Range= 1-3] [Missing=*/4]
<b>Statistics [NW/ W]</b>	[Valid=462 /-] [Invalid=54 /-]
<b>Pre-question</b>	Z naslednjimi vprašanji želimo preveriti, kakšne so bile vaše dosedanje izkušnje z epidemijo. Spodaj so navedeni ukrepi proti epidemiji. Na lestvici ocenite, koliko je bil posamezen ukrep mote# za vas.
<b>Literal question</b>	Ukinitev javnega prevoza.

Value	Label	Cases	Percentage
1	zelo mote#	147	31.8%
2	malo mote#	171	37.0%
3	ni mote#	144	31.2%
4	ukrep se ne nanaša name	54	

*Warning: these figures indicate the number of cases found in the data file. They cannot be interpreted as summary statistics of the population of interest.*

# Q7\_11: Prepoved zasebnega druženja. - Spodaj so navedeni ukrepi proti epidemiji. Na lestvici ocenite, koliko je bil posamezen ukrep mote# za vas.

<b>Information</b>	[Type= continuous] [Format=numeric] [Range= 1-3] [Missing=*/4]
<b>Statistics [NW/ W]</b>	[Valid=510 /-] [Invalid=6 /-]
<b>Pre-question</b>	Z naslednjimi vprašanji želimo preveriti, kakšne so bile vaše dosedanje izkušnje z epidemijo. Spodaj so navedeni ukrepi proti epidemiji. Na lestvici ocenite, koliko je bil posamezen ukrep mote# za vas.
<b>Literal question</b>	Prepoved zasebnega druženja.

Value	Label	Cases	Percentage
1	zelo mote#	157	30.8%
2	malo mote#	221	43.3%
3	ni mote#	132	25.9%
4	ukrep se ne nanaša name	6	

*Warning: these figures indicate the number of cases found in the data file. They cannot be interpreted as summary statistics of the population of interest.*

# Q8: Ali menite, da bi moralo biti za zdravstvene delavce in zaposlene v DSO (domu starejših ob#anov) cepljenje proti virusu SARS-CoV-2 obvezno (z izjemo tistih, ki iz zdravstvenih razlogov ne smejo biti cepljeni)?

<b>Information</b>	[Type= continuous] [Format=numeric] [Range= 1-2] [Missing=*/3]
<b>Statistics [NW/ W]</b>	[Valid=441 /-] [Invalid=75 /-]
<b>Pre-question</b>	Z naslednjimi vprašanji želimo preveriti, kakšne so bile vaše dosedanje izkušnje z epidemijo.
<b>Literal question</b>	Ali menite, da bi moralo biti za zdravstvene delavce in zaposlene v DSO (domu starejših ob#anov) cepljenje proti virusu SARS-CoV-2 obvezno (z izjemo tistih, ki iz zdravstvenih razlogov ne smejo biti cepljeni)?

Value	Label	Cases	Percentage
1	Ne	152	34.5%
2	Da	289	65.5%
3	Ne vem	75	

*Warning: these figures indicate the number of cases found in the data file. They cannot be interpreted as summary statistics of the population of interest.*

# Q9: Kot najpomembnejši ukrep proti epidemiji virusa SARS-CoV-2 povsod po svetu in tudi pri nas na#rtujemo cepljenje, ki bo predvidoma brezpla#no in prostovoljno. Ali se nameravate udeležiti cepljenja takoj, ko bo mogo#e?

<b>Information</b>	[Type= continuous] [Format=numeric] [Range= 1-4] [Missing=*
<b>Statistics [NW/ W]</b>	[Valid=516 /-] [Invalid=0 /-]
<b>Pre-question</b>	Z naslednjimi vprašanji želimo preveriti, kakšne so bile vaše dosedanje izkušnje z epidemijo.

## File : Odnos do cepljenja proti SARS-CoV-2, 2020: Verjetnostni panel [Data file]

# Q9: Kot najpomembnejši ukrep proti epidemiji virusa SARS-CoV-2 povsod po svetu in tudi pri nas nameravamo cepljenje, ki bo predvidoma brezplačno in prostovoljno. Ali se nameravate udeležiti cepljenja takoj, ko bo mogoče?

**Literal question** Kot najpomembnejši ukrep proti epidemiji virusa SARS-CoV-2 povsod po svetu in tudi pri nas nameravamo cepljenje, ki bo predvidoma brezplačno in prostovoljno. Ali se nameravate udeležiti cepljenja takoj, ko bo mogoče?

Value	Label	Cases	Percentage
1	Zagotovo se ne bom cepil(a)	91	17.6%
2	Verjetno se ne bom cepil(a)	150	29.1%
3	Verjetno se bom cepil(a)	154	29.8%
4	Zagotovo se bom cepil(a)	121	23.4%

*Warning: these figures indicate the number of cases found in the data file. They cannot be interpreted as summary statistics of the population of interest.*

# Q10\_1: Zaupam, da je cepivo proti virusu SARS-CoV-2 varno. - Na lestvici ocenite, koliko se strinjate s spodnjimi trditvami.

**Information** [Type= continuous] [Format=numeric] [Range= 1-5] [Missing=\*]

**Statistics [NW/ W]** [Valid=516 /-] [Invalid=0 /-]

**Pre-question** Z naslednjimi vprašanji želimo preveriti, kakšne so bile vaše dosedanje izkušnje z epidemijo. Na lestvici ocenite, koliko se strinjate s spodnjimi trditvami.

**Literal question** Zaupam, da je cepivo proti virusu SARS-CoV-2 varno.

Value	Label	Cases	Percentage
1	sploh se ne strinjam	76	14.7%
2	se ne strinjam	62	12.0%
3	sem neodločen(a)	201	39.0%
4	se strinjam	134	26.0%
5	se popolnoma strinjam	43	8.3%

*Warning: these figures indicate the number of cases found in the data file. They cannot be interpreted as summary statistics of the population of interest.*

# Q10\_2: Verjamem, da je cepljenje proti virusu SARS-CoV-2 učinkovito. - Na lestvici ocenite, koliko se strinjate s spodnjimi trditvami.

**Information** [Type= continuous] [Format=numeric] [Range= 1-5] [Missing=\*]

**Statistics [NW/ W]** [Valid=516 /-] [Invalid=0 /-]

**Pre-question** Z naslednjimi vprašanji želimo preveriti, kakšne so bile vaše dosedanje izkušnje z epidemijo. Na lestvici ocenite, koliko se strinjate s spodnjimi trditvami.

**Literal question** Verjamem, da je cepljenje proti virusu SARS-CoV-2 učinkovito.

Value	Label	Cases	Percentage
1	sploh se ne strinjam	60	11.6%
2	se ne strinjam	43	8.3%
3	sem neodločen(a)	218	42.2%
4	se strinjam	153	29.7%
5	se popolnoma strinjam	42	8.1%

*Warning: these figures indicate the number of cases found in the data file. They cannot be interpreted as summary statistics of the population of interest.*

# Q10\_3: Želim poiskati, da bo na voljo več informacij o varnosti cepiva proti virusu SARS-CoV-2. - Na lestvici ocenite, koliko se strinjate s spodnjimi trditvami.

**Information** [Type= continuous] [Format=numeric] [Range= 1-5] [Missing=\*]

**Statistics [NW/ W]** [Valid=516 /-] [Invalid=0 /-]

**Pre-question** Z naslednjimi vprašanji želimo preveriti, kakšne so bile vaše dosedanje izkušnje z epidemijo. Na lestvici ocenite, koliko se strinjate s spodnjimi trditvami.

## File : Odnos do cepljenja proti SARS-CoV-2, 2020: Verjetnostni panel [Data file]

# Q10\_3: Želim po#akati, da bo na voljo ve# informacij o varnosti cepiva proti virusu SARS-CoV-2 . - Na lestvici ocenite, koliko se strinjate s spodnjimi trditvami.

**Literal question** Želim po#akati, da bo na voljo ve# informacij o varnosti cepiva proti virusu

Value	Label	Cases	Percentage
1	sploh se ne strinjam	25	4.8%
2	se ne strinjam	60	11.6%
3	sem neodlo#en(a)	94	18.2%
4	se strinjam	218	42.2%
5	se popolnoma strinjam	119	23.1%

*Warning: these figures indicate the number of cases found in the data file. They cannot be interpreted as summary statistics of the population of interest.*

# Q10\_4: Zelo me je strah, da bi se okužil z virusom SARS-Co-V2. - Na lestvici ocenite, koliko se strinjate s spodnjimi trditvami.

**Information** [Type= continuous] [Format=numeric] [Range= 1-5] [Missing=\*]

**Statistics [NW/ W]** [Valid=516 /-] [Invalid=0 /-]

**Pre-question** Z naslednjimi vprašanji želimo preveriti, kakšne so bile vaše dosedanje izkušnje z epidemijo. Na lestvici ocenite, koliko se strinjate s spodnjimi trditvami.

**Literal question** Zelo me je strah, da bi se okužil z virusom SARS-Co-V2.

Value	Label	Cases	Percentage
1	sploh se ne strinjam	59	11.4%
2	se ne strinjam	137	26.6%
3	sem neodlo#en(a)	121	23.4%
4	se strinjam	155	30.0%
5	se popolnoma strinjam	44	8.5%

*Warning: these figures indicate the number of cases found in the data file. They cannot be interpreted as summary statistics of the population of interest.*

# Q10\_5: Menim, da je virus SARS-CoV-2 enako nevaren kot virus gripe. - Na lestvici ocenite, koliko se strinjate s spodnjimi trditvami.

**Information** [Type= continuous] [Format=numeric] [Range= 1-5] [Missing=\*]

**Statistics [NW/ W]** [Valid=516 /-] [Invalid=0 /-]

**Pre-question** Z naslednjimi vprašanji želimo preveriti, kakšne so bile vaše dosedanje izkušnje z epidemijo. Na lestvici ocenite, koliko se strinjate s spodnjimi trditvami.

**Literal question** Menim, da je virus SARS-CoV-2 enako nevaren kot virus gripe.

Value	Label	Cases	Percentage
1	sploh se ne strinjam	60	11.6%
2	se ne strinjam	165	32.0%
3	sem neodlo#en(a)	132	25.6%
4	se strinjam	113	21.9%
5	se popolnoma strinjam	46	8.9%

*Warning: these figures indicate the number of cases found in the data file. They cannot be interpreted as summary statistics of the population of interest.*

# Q10\_6: Imam slabe izkušnje s preteklimi cepljenji pri sebi ali bližnji osebi. - Na lestvici ocenite, koliko se strinjate s spodnjimi trditvami.

**Information** [Type= continuous] [Format=numeric] [Range= 1-5] [Missing=\*]

**Statistics [NW/ W]** [Valid=516 /-] [Invalid=0 /-]

**Pre-question** Z naslednjimi vprašanji želimo preveriti, kakšne so bile vaše dosedanje izkušnje z epidemijo. Na lestvici ocenite, koliko se strinjate s spodnjimi trditvami.



## File : Odnos do cepljenja proti SARS-CoV-2, 2020: Verjetnostni panel [Data file]

# Q10\_6: Imam slabe izkušnje s preteklimi cepljenji pri sebi ali bližnji osebi. - Na lestvici ocenite, koliko se strinjate s spodnjimi trditvami.

**Literal question** Imam slabe izkušnje s preteklimi cepljenji pri sebi ali bližnji osebi.

Value	Label	Cases	Percentage
1	sploh se ne strinjam	120	23.3%
2	se ne strinjam	176	34.1%
3	sem neodlo#en(a)	122	23.6%
4	se strinjam	64	12.4%
5	se popolnoma strinjam	34	6.6%

*Warning: these figures indicate the number of cases found in the data file. They cannot be interpreted as summary statistics of the population of interest.*

# Q10\_7: Cepljenje proti virusu SARS-CoV-2 predstavlja poskus nadzora nad populacijo. - Na lestvici ocenite, koliko se strinjate s spodnjimi trditvami.

**Information** [Type= continuous] [Format=numeric] [Range= 1-5] [Missing=\*]

**Statistics [NW/ W]** [Valid=516 /-] [Invalid=0 /-]

**Pre-question** Z naslednjimi vprašanji želimo preveriti, kakšne so bile vaše dosedanje izkušnje z epidemijo. Na lestvici ocenite, koliko se strinjate s spodnjimi trditvami.

**Literal question** Cepljenje proti virusu SARS-CoV-2 predstavlja poskus nadzora nad populacijo.

Value	Label	Cases	Percentage
1	sploh se ne strinjam	131	25.4%
2	se ne strinjam	140	27.1%
3	sem neodlo#en(a)	129	25.0%
4	se strinjam	71	13.8%
5	se popolnoma strinjam	45	8.7%

*Warning: these figures indicate the number of cases found in the data file. They cannot be interpreted as summary statistics of the population of interest.*

# Q11: Kakšno je vaše splošno mnenje o cepljenju proti drugim nalezljivim boleznim?

**Information** [Type= continuous] [Format=numeric] [Range= 1-3] [Missing=\*]

**Statistics [NW/ W]** [Valid=516 /-] [Invalid=0 /-]

**Pre-question** Z naslednjimi vprašanji želimo preveriti, kakšne so bile vaše dosedanje izkušnje z epidemijo.

**Literal question** Kakšno je vaše splošno mnenje o cepljenju proti drugim nalezljivim boleznim?

Value	Label	Cases	Percentage
1	Sem proti vsem vrstam cepiv.	40	7.8%
2	Podpiram le cepljenja, ki so trenutno obvezna.	171	33.1%
3	Podpiram tako obvezna kot tudi neobvezna cepljenja (proti HP	305	59.1%

*Warning: these figures indicate the number of cases found in the data file. They cannot be interpreted as summary statistics of the population of interest.*

# Q12: Ali ste se v preteklosti cepili proti gripi?

**Information** [Type= continuous] [Format=numeric] [Range= 1-3] [Missing=\*]

**Statistics [NW/ W]** [Valid=516 /-] [Invalid=0 /-]

**Pre-question** Z naslednjimi vprašanji želimo preveriti, kakšne so bile vaše dosedanje izkušnje z epidemijo.

**Literal question** Ali ste se v preteklosti cepili proti gripi?

Value	Label	Cases	Percentage
1	Nikoli se še nisem cepil(a).	299	57.9%
2	Cepim se le ob#asno.	151	29.3%
3	Da, redno se cepim (vsako leto).	66	12.8%

## File : Odnos do cepljenja proti SARS-CoV-2, 2020: Verjetnostni panel [Data file]

### # Q12: Ali ste se v preteklosti cepili proti gripi?

Warning: these figures indicate the number of cases found in the data file. They cannot be interpreted as summary statistics of the population of interest.

### # Q13\_r: Ali bi o cepljenju proti virusu SARS-CoV-2 želeli dodati še kaj, o #emer vas nismo vprašali? \_rec

<b>Information</b>	[Type= discrete] [Format=character] [Missing=*]
<b>Statistics [NW/ W]</b>	[Valid=516 /-] [Invalid=0 /-]
<b>Pre-question</b>	Z naslednjimi vprašanji želimo preveriti, kakšne so bile vaše dosedanje izkušnje z epidemijo.
<b>Literal question</b>	Ali bi o cepljenju proti virusu SARS-CoV-2 želeli dodati še kaj, o #emer vas nismo vprašali?

Value	Label	Cases	Percentage
podatki dostopni v excelovi datoteki		516	100.0%

Warning: these figures indicate the number of cases found in the data file. They cannot be interpreted as summary statistics of the population of interest.

### # Q18: Ali delate v zdravstvu (vklju#eni so tudi domovi starejših ob#anov)?

<b>Information</b>	[Type= continuous] [Format=numeric] [Range= 1-6] [Missing=*]
<b>Statistics [NW/ W]</b>	[Valid=516 /-] [Invalid=0 /-]
<b>Pre-question</b>	Z naslednjimi vprašanji želimo preveriti, kakšne so bile vaše dosedanje izkušnje z epidemijo.
<b>Literal question</b>	Ali delate v zdravstvu (vklju#eni so tudi domovi starejših ob#anov)?

Value	Label	Cases	Percentage
1	Ne.	494	95.7%
2	Da, kot zdravnik/zdravnica.	1	0.2%
3	Da, kot drugo osebje, zaposleno v zdravstvu (medicinska sest	19	3.7%
4	Da, kot študent/šudentka medicine.	0	
5	Da, kot dijak/dijakinja zdravstvene srednje šole ali študent	1	0.2%
6	Da, kot študent/šudentka drugih smeri.	1	0.2%

Warning: these figures indicate the number of cases found in the data file. They cannot be interpreted as summary statistics of the population of interest.

### # Q20: Kje živite?

<b>Information</b>	[Type= continuous] [Format=numeric] [Range= 1-3] [Missing=*]
<b>Statistics [NW/ W]</b>	[Valid=516 /-] [Invalid=0 /-]
<b>Pre-question</b>	Z naslednjimi vprašanji želimo preveriti, kakšne so bile vaše dosedanje izkušnje z epidemijo.
<b>Literal question</b>	Kje živite?

Value	Label	Cases	Percentage
1	V mestu	246	47.7%
2	V predmestju	74	14.3%
3	Na vasi	196	38.0%

Warning: these figures indicate the number of cases found in the data file. They cannot be interpreted as summary statistics of the population of interest.

### # GENDER0: Spol

<b>Information</b>	[Type= continuous] [Format=numeric] [Range= 1-2] [Missing=*]
<b>Statistics [NW/ W]</b>	[Valid=516 /-] [Invalid=0 /-]
<b>Literal question</b>	Spol

Value	Label	Cases	Percentage
1	moški	263	51.0%
2	ženski	253	49.0%

Warning: these figures indicate the number of cases found in the data file. They cannot be interpreted as summary statistics of the population of interest.

## File : Odnos do cepljenja proti SARS-CoV-2, 2020: Verjetnostni panel [Data file]

### # BIRTHY: Letnica rojstva

**Information** [Type= continuous] [Format=numeric] [Range= 99-2002] [Missing=\*]

**Statistics [NW/ W]** [Valid=516 /-] [Invalid=0 /-] [Mean=1971.446 /-] [StdDev=15.091 /-]

**Literal question** Letnica rojstva

Value	Label	Cases	Percentage
99	ne želim odgovoriti		

*Warning: these figures indicate the number of cases found in the data file. They cannot be interpreted as summary statistics of the population of interest.*

### # SI\_MUN\_r: Ob#ina kjer živi (september 2012)

**Information** [Type= discrete] [Format=numeric] [Range= -1--1] [Missing=\*/998/999]

**Statistics [NW/ W]** [Valid=516 /-] [Invalid=0 /-]

Value	Label	Cases	Percentage
-1	Zakrita vrednost	516	100.0%
998	ne želim odgovoriti	0	
999	ne vem	0	

*Warning: these figures indicate the number of cases found in the data file. They cannot be interpreted as summary statistics of the population of interest.*

### # SI\_NUTS3: Regija

**Information** [Type= continuous] [Format=numeric] [Range= 1-13] [Missing=\*/98]

**Statistics [NW/ W]** [Valid=516 /-] [Invalid=0 /-]

**Literal question** Regija

Value	Label	Cases	Percentage
1	Pomurska	33	6.4%
2	Podravska	88	17.1%
3	Koroška	16	3.1%
4	Savinjska	66	12.8%
5	Zasavska	14	2.7%
6	Posavska	17	3.3%
7	Jugovzhodna Slovenija (Dolenjska)	36	7.0%
8	Osrednjeslovenska	128	24.8%
9	Gorenjska	46	8.9%
10	Primorsko-notranjska	15	2.9%
11	Goriška	30	5.8%
12	Obalno-kraška	27	5.2%
13	(trenutno) ne živim v Sloveniji	0	
98	ne želim odgovoriti	0	

*Warning: these figures indicate the number of cases found in the data file. They cannot be interpreted as summary statistics of the population of interest.*

### # EDU0: Dokon#ana izobrazba

**Information** [Type= continuous] [Format=numeric] [Range= 1-113] [Missing=\*/98]

**Statistics [NW/ W]** [Valid=512 /-] [Invalid=4 /-] [Mean=7.066 /-] [StdDev=14.261 /-]

**Literal question** Dokon#ana izobrazba

Value	Label	Cases	Percentage
1	nedokon#ana osnovna šola	0	
2	kon#ana osnovna šola	9	1.8%

## File : Odnos do cepljenja proti SARS-CoV-2, 2020: Verjetnostni panel [Data file]

### # EDU0: Dokon#ana izobrazba

Value	Label	Cases	Percentage
3	poklicna šola	62	12.1%
4	štiriletna srednja šola	189	36.9%
5	višja strokovna (star sistem) / višješolska izobrazba (6 sto	62	12.1%
6	visokošolska strokovna (star sistem) / univerzitetna strokov	69	13.5%
8	visokošolska univerzitetna (star sistem) / magistrska izobra	94	18.4%
9	znanstveni magisterij	12	2.3%
10	doktorat	6	1.2%
111	specializacija po višji šoli	1	0.2%
112	specializacija po visoki šoli	1	0.2%
113	specializacija po univerzitetni izobrazbi	7	1.4%
98	ne želim odgovoriti	4	

Warning: these figures indicate the number of cases found in the data file. They cannot be interpreted as summary statistics of the population of interest.

### # EDU0\_S: Ali ste naveden študij tudi kon#ali?

<b>Information</b>	[Type= continuous] [Format=numeric] [Range= 1-2] [Missing=*]		
<b>Statistics [NW/ W]</b>	[Valid=12 /-] [Invalid=504 /-]		
<b>Literal question</b>	Ali ste naveden študij tudi kon#ali?		
Value	Label	Cases	Percentage
1	da, sem kon#al	12	100.0%
2	ne	0	

Warning: these figures indicate the number of cases found in the data file. They cannot be interpreted as summary statistics of the population of interest.

### # MARITAL0: Zakonski stan

<b>Information</b>	[Type= continuous] [Format=numeric] [Range= 1-6] [Missing=*/98]		
<b>Statistics [NW/ W]</b>	[Valid=504 /-] [Invalid=12 /-] [Mean=2.403 /-] [StdDev=1.071 /-]		
<b>Literal question</b>	Zakonski stan		
Value	Label	Cases	Percentage
1	samski(a)	77	15.3%
2	poro#en(a)	235	46.6%
3	zunajzakonska skupnost	147	29.2%
4	lo#en(a)	22	4.4%
5	poro#en(a), a živim lo#eno	3	0.6%
6	vdovec, vdova	20	4.0%
98	ne želim odgovoriti	12	

Warning: these figures indicate the number of cases found in the data file. They cannot be interpreted as summary statistics of the population of interest.

<b># KINDER0: Ali imate vi osebno otroke?</b>			
<b>Information</b>	[Type= continuous] [Format=numeric] [Range= 1-2] [Missing=*/98]		
<b>Statistics [NW/ W]</b>	[Valid=510 /-] [Invalid=6 /-] [Mean=1.278 /-] [StdDev=0.449 /-]		
<b>Literal question</b>	Ali imate vi osebno otroke?		
<b>Value</b>	<b>Label</b>	<b>Cases</b>	<b>Percentage</b>
1	da	368	72.2%
2	ne	142	27.8%
98	Ne želim odgovoriti	6	
<i>Warning: these figures indicate the number of cases found in the data file. They cannot be interpreted as summary statistics of the population of interest.</i>			
<b># SI_TOWN: Velikost naselja</b>			
<b>Information</b>	[Type= continuous] [Format=numeric] [Range= 1-7] [Missing=*/98]		
<b>Statistics [NW/ W]</b>	[Valid=515 /-] [Invalid=1 /-] [Mean=3.348 /-] [StdDev=1.778 /-]		
<b>Literal question</b>	Velikost naselja		
<b>Value</b>	<b>Label</b>	<b>Cases</b>	<b>Percentage</b>
1	manj kot 500 prebivalcev	92	17.9%
2	500 - 1.999 prebivalcev	89	17.3%
3	2.000 - 10.000 prebivalcev	131	25.4%
4	10.001 - 100.000 prebivalcev	72	14.0%
5	Maribor	35	6.8%
6	Ljubljana	74	14.4%
7	ne vem	22	4.3%
98	ne želim odgovoriti	1	
<i>Warning: these figures indicate the number of cases found in the data file. They cannot be interpreted as summary statistics of the population of interest.</i>			
<b># SI_MN: Tip naselja Slovenija</b>			
<b>Information</b>	[Type= continuous] [Format=numeric] [Range= 1-2] [Missing=*/98]		
<b>Statistics [NW/ W]</b>	[Valid=516 /-] [Invalid=0 /-]		
<b>Literal question</b>	Tip naselja Slovenija		
<b>Value</b>	<b>Label</b>	<b>Cases</b>	<b>Percentage</b>
1	urbano	303	58.7%
2	neurbano	213	41.3%
98	ni povedal	0	
<i>Warning: these figures indicate the number of cases found in the data file. They cannot be interpreted as summary statistics of the population of interest.</i>			
<b># SI_MNA: Lahko prosim vsaj ocenite v katerem tipu naselja živite?</b>			
<b>Information</b>	[Type= continuous] [Format=numeric] [Range= 1-2] [Missing=*/98]		
<b>Statistics [NW/ W]</b>	[Valid=17 /-] [Invalid=499 /-]		
<b>Literal question</b>	Lahko prosim vsaj ocenite v katerem tipu naselja živite?		
<b>Value</b>	<b>Label</b>	<b>Cases</b>	<b>Percentage</b>
1	mestno/urbano	10	58.8%
2	nemestno	7	41.2%
98	ne vem	0	
<i>Warning: these figures indicate the number of cases found in the data file. They cannot be interpreted as summary statistics of the population of interest.</i>			
<b># STTYPE: Tip naselja enoten</b>			
<b>Information</b>	[Type= continuous] [Format=numeric] [Range= 1-2] [Missing=*		
<b>Statistics [NW/ W]</b>	[Valid=516 /-] [Invalid=0 /-]		

<b># STTYPE: Tip naselja enoten</b>			
<b>Literal question</b>	Tip naselja enoten		
<b>Value</b>	<b>Label</b>	<b>Cases</b>	<b>Percentage</b>
1	urbano - city	303	58.7%
2	ruralno	213	41.3%
<i>Warning: these figures indicate the number of cases found in the data file. They cannot be interpreted as summary statistics of the population of interest.</i>			
<b># SI_SETT: Tip naselja Slovenija- posebej MB in LJ</b>			
<b>Information</b>	[Type= continuous] [Format=numeric] [Range= 1-4] [Missing=*98]		
<b>Statistics [NW/ W]</b>	[Valid=516 /-] [Invalid=0 /-]		
<b>Literal question</b>	Tip naselja Slovenija- posebej MB in LJ		
<b>Value</b>	<b>Label</b>	<b>Cases</b>	<b>Percentage</b>
1	NE-mestno	213	41.3%
2	mestno	196	38.0%
3	MB	34	6.6%
4	LJ	73	14.1%
98	ni podatka	0	
<i>Warning: these figures indicate the number of cases found in the data file. They cannot be interpreted as summary statistics of the population of interest.</i>			
<b># PRF1_ODL: Kdo v vašem gospodinjstvu odlo#a ali soodlo#a o na#inu ogrevanja ali je seznanjen s porabo?</b>			
<b>Information</b>	[Type= continuous] [Format=numeric] [Range= 1-3] [Missing=*98]		
<b>Statistics [NW/ W]</b>	[Valid=511 /-] [Invalid=5 /-] [Mean=1.789 /-] [StdDev=0.664 /-]		
<b>Literal question</b>	Kdo v vašem gospodinjstvu odlo#a ali soodlo#a o na#inu ogrevanja ali je seznanjen s porabo?		
<b>Value</b>	<b>Label</b>	<b>Cases</b>	<b>Percentage</b>
1	v glavnem jaz	178	34.8%
2	jaz in drugi približno enako	263	51.5%
3	nekdo drug	70	13.7%
98	ne želim odgovoriti	5	
<i>Warning: these figures indicate the number of cases found in the data file. They cannot be interpreted as summary statistics of the population of interest.</i>			
<b># PRF1_P11: PROFIL: Lastniško vs najemniško stanovanje</b>			
<b>Information</b>	[Type= continuous] [Format=numeric] [Range= 1-998] [Missing=*]		
<b>Statistics [NW/ W]</b>	[Valid=516 /-] [Invalid=0 /-] [Mean=9.06 /-] [StdDev=87.498 /-]		
<b>Literal question</b>	PROFIL: Lastniško vs najemniško stanovanje		
<b>Value</b>	<b>Label</b>	<b>Cases</b>	<b>Percentage</b>
1	lastniško	402	77.9%
2	najemniško	49	9.5%
3	od staršev, vendar ne pla#ujem(o) najemnine	61	11.8%
998	drugo, navedite:	4	0.8%
<i>Warning: these figures indicate the number of cases found in the data file. They cannot be interpreted as summary statistics of the population of interest.</i>			
<b># PRF1_998: PROFIL: Lastniško vs najemniško stanovanje - &lt;I&gt;drugo, navedite:&lt;/I&gt;</b>			
<b>Information</b>	[Type= discrete] [Format=character] [Missing=*]		
<b>Statistics [NW/ W]</b>	[Valid=1 /-] [Invalid=0 /-]		
<b>Literal question</b>	PROFIL: Lastniško vs najemniško stanovanje - <I>drugo, navedite:</I>		
<b>Value</b>	<b>Label</b>	<b>Cases</b>	<b>Percentage</b>
Sklada		1	100.0%
<i>Warning: these figures indicate the number of cases found in the data file. They cannot be interpreted as summary statistics of the population of interest.</i>			

<b># PRF1_P12: PROFIL: Velikost bivalne površine v m2</b>			
<b>Information</b>	[Type= continuous] [Format=numeric] [Range= 12-400] [Missing=*/9999]		
<b>Statistics [NW/ W]</b>	[Valid=445 /-] [Invalid=71 /-] [Mean=112.402 /-] [StdDev=67.162 /-]		
<b>Literal question</b>	PROFIL: Velikost bivalne površine v m2		
<b>Value</b>	<b>Label</b>	<b>Cases</b>	<b>Percentage</b>
9999	ne vem	71	
<i>Warning: these figures indicate the number of cases found in the data file. They cannot be interpreted as summary statistics of the population of interest.</i>			
<b># PRF1_P13: PROFIL: Število stanovanj v objektu</b>			
<b>Information</b>	[Type= continuous] [Format=numeric] [Range= 1-998] [Missing=*/999]		
<b>Statistics [NW/ W]</b>	[Valid=506 /-] [Invalid=10 /-] [Mean=6.947 /-] [StdDev=62.526 /-]		
<b>Literal question</b>	PROFIL: Število stanovanj v objektu		
<b>Value</b>	<b>Label</b>	<b>Cases</b>	<b>Percentage</b>
1	1	176	34.8%
2	2	107	21.1%
3	3	31	6.1%
4	4 do 5	26	5.1%
5	6 do 20	83	16.4%
6	21 do 50	50	9.9%
7	ve# kot 50	31	6.1%
998	drugo, navedite:	2	0.4%
999	ne vem	10	
<i>Warning: these figures indicate the number of cases found in the data file. They cannot be interpreted as summary statistics of the population of interest.</i>			
<b># PRF1_398: PROFIL: Število stanovanj v objektu - &lt;I&gt;drugo, navedite:&lt;/I&gt;</b>			
<b>Information</b>	[Type= discrete] [Format=numeric] [Missing=*]		
<b>Statistics [NW/ W]</b>	[Valid=0 /-] [Invalid=516 /-]		
<b>Literal question</b>	PROFIL: Število stanovanj v objektu - <I>drugo, navedite:</I>		
<b>Value</b>	<b>Label</b>	<b>Cases</b>	<b>Percentage</b>
Sysmiss		516	
<i>Warning: these figures indicate the number of cases found in the data file. They cannot be interpreted as summary statistics of the population of interest.</i>			
<b># WACTIV0: Zaposlitveni status</b>			
<b>Information</b>	[Type= continuous] [Format=numeric] [Range= 1-97] [Missing=*/98]		
<b>Statistics [NW/ W]</b>	[Valid=510 /-] [Invalid=6 /-] [Mean=5.037 /-] [StdDev=7.188 /-]		
<b>Literal question</b>	Zaposlitveni status		
<b>Value</b>	<b>Label</b>	<b>Cases</b>	<b>Percentage</b>
1	zaposlen (pri delodajalcu)	269	52.7%
2	lastnik podjetja - delodajalec	10	2.0%
3	obrtnik	0	
4	samostojni podjetnik	16	3.1%
5	samozaposleni strokovnjaki (odvetnik, zdravnik, arhitekt)	2	0.4%
6	svobodni poklici (umetnik, svob. novinar, svob. igralec)	0	
7	pogodbeno delo, avtorska pogodba	0	
8	nezaposlen	36	7.1%
9	upokojenec	134	26.3%
10	osnovnošolec	0	

**# WACTIV0: Zaposlitveni status**

Value	Label	Cases	Percentage
11	srednješolec	4	0.8%
12	študent	28	5.5%
13	vajenec	0	
14	kmetovalec, dela-pomaga na kmetiji	4	0.8%
15	gospodinja, služkinja, negovalka na domu	1	0.2%
16	pomagajo#i #lan v gospodinjstvu (delavnica, gostilna)	1	0.2%
17	delovno nezmožen - invalid, ...	3	0.6%
97	drugo	2	0.4%
98	ne želim odgovoriti	6	

Warning: these figures indicate the number of cases found in the data file. They cannot be interpreted as summary statistics of the population of interest.

**# WACTIV0o: Stara vrednost zaposlitveni status (Wactivity0)**

<b>Information</b>	[Type= continuous] [Format=numeric] [Range= 1-97] [Missing=*/98/9999]
<b>Statistics [NW/ W]</b>	[Valid=509 /-] [Invalid=7 /-] [Mean=5.22 /-] [StdDev=8.252 /-]
<b>Literal question</b>	Stara vrednost zaposlitveni status (Wactivity0)

Value	Label	Cases	Percentage
1	zaposlen (pri delodajalcu)	267	52.5%
2	lastnik podjetja - delodajalec	10	2.0%
3	obrtnik	0	
4	samostojni podjetnik	16	3.1%
5	samozaposleni strokovnjaki (odvetnik, zdravnik, arhitekt)	2	0.4%
6	svobodni poklici (umetnik, svob. novinar, svob. igravec)	0	
7	pogodbno delo, avtorska pogodba	0	
8	nezaposlen	36	7.1%
9	upokojenec	135	26.5%
10	osnovnošolec	0	
11	srednješolec	3	0.6%
12	študent	29	5.7%
13	vajenec	0	
14	kmetovalec, dela-pomaga na kmetiji	4	0.8%
15	gospodinja, služkinja, negovalka na domu	1	0.2%
16	pomagajo#i #lan v gospodinjstvu (delavnica, gostilna)	1	0.2%
17	delovno nezmožen - invalid, ...	2	0.4%
97	drugo	3	0.6%
98	ne želim odgovoriti	7	
9999	NI PODATKA OD PREJ	0	

Warning: these figures indicate the number of cases found in the data file. They cannot be interpreted as summary statistics of the population of interest.

**# WP\_POS: Položaj na delovnem mestu**

<b>Information</b>	[Type= continuous] [Format=numeric] [Range= 1-4] [Missing=*/98]
<b>Statistics [NW/ W]</b>	[Valid=258 /-] [Invalid=258 /-] [Mean=3.388 /-] [StdDev=0.867 /-]
<b>Literal question</b>	Položaj na delovnem mestu

Value	Label	Cases	Percentage
1	Vodstveni položaj na ravni podjetja, organizacije, ustanove	8	3.1%
2	Vodstveni položaj na ravni delovne enote, službe, sektorja,	42	16.3%



<b># WP_POS: Položaj na delovnem mestu</b>			
Value	Label	Cases	Percentage
3	Zaposleni, ki neposredno vodi ali nadzira delo drugih zaposl	50	19.4%
4	Zaposleni, ki nima neposredno podrejenih (izvršilni delavec)	158	61.2%
98	ne želim odgovoriti	11	
<i>Warning: these figures indicate the number of cases found in the data file. They cannot be interpreted as summary statistics of the population of interest.</i>			
<b># WP_ACT: Glavna dejavnost podjetja</b>			
<b>Information</b>	[Type= continuous] [Format=numeric] [Range= 1-3] [Missing=*/98]		
<b>Statistics [NW/ W]</b>	[Valid=264 /-] [Invalid=252 /-] [Mean=2.152 /-] [StdDev=0.745 /-]		
<b>Literal question</b>	Glavna dejavnost podjetja		
Value	Label	Cases	Percentage
1	Proizvodnja ali kmetijstvo	56	21.2%
2	Storitve	112	42.4%
3	Zaposlen-a v javni upravi, zavodu, nevladni organizaciji	96	36.4%
98	ne želim odgovoriti	5	
<i>Warning: these figures indicate the number of cases found in the data file. They cannot be interpreted as summary statistics of the population of interest.</i>			
<b># WACT_XX: Delovna aktivnost - tvorjene skupine ANDR (WACTIV0, WP_POS, WP_ACT)</b>			
<b>Information</b>	[Type= continuous] [Format=numeric] [Range= 1-12] [Missing=*]		
<b>Statistics [NW/ W]</b>	[Valid=495 /-] [Invalid=21 /-]		
<b>Literal question</b>	Delovna aktivnost - tvorjene skupine ANDR (WACTIV0, WP_POS, WP_ACT)		
Value	Label	Cases	Percentage
1	zaposlen-vodstveni ali vodilni	60	12.1%
2	zaposlen s podrejenimi delavci	50	10.1%
3	obrtnik, s.p.	16	3.2%
4	zaposlen-brez podrejenih-javna uprava, zavodi	64	12.9%
5	zaposlen-brez podrejenih-storitveni sektor	64	12.9%
6	zaposlen-brez podrejenih-kmetijstvo, proizvodnja	31	6.3%
7	kmetovalec, dela-pomaga na kmetiji	4	0.8%
8	nezaposlen, gospodinja, delovno nezmožen	40	8.1%
9	upokojenec	134	27.1%
10	osnovnošolec	0	
11	srednješolec	4	0.8%
12	študent	28	5.7%
<i>Warning: these figures indicate the number of cases found in the data file. They cannot be interpreted as summary statistics of the population of interest.</i>			
<b># B2B_EM_r: Koliko zaposlenih šteje podjetje oziroma organizacija v kateri delate?_rec</b>			
<b>Information</b>	[Type= discrete] [Format=numeric] [Range= 1-4] [Missing=*]		
<b>Statistics [NW/ W]</b>	[Valid=78 /-] [Invalid=438 /-]		
<b>Literal question</b>	Koliko zaposlenih šteje podjetje oziroma organizacija v kateri delate?_rec		
Value	Label	Cases	Percentage
1	1 do 10	34	43.6%
2	11 do 50	9	11.5%
3	51 do 250	22	28.2%
4	251 in ve#	13	16.7%
Sysmiss		438	
<i>Warning: these figures indicate the number of cases found in the data file. They cannot be interpreted as summary statistics of the population of interest.</i>			

# WACT_TIM: Katerega leta ste se upokojili?			
Information		[Type= continuous] [Format=numeric] [Range= 1960-2029] [Missing=*/99]	
Statistics [NW/ W]		[Valid=134 /-] [Invalid=382 /-] [Mean=2009.858 /-] [StdDev=6.069 /-]	
Literal question		Katerega leta ste se upokojili?	
Value	Label	Cases	Percentage
1960	1960	0	
1961	1961	0	
1962	1962	0	
1963	1963	0	
1964	1964	0	
1965	1965	0	
1966	1966	0	
1967	1967	0	
1968	1968	0	
1969	1969	0	
1970	1970	0	
1971	1971	0	
1972	1972	0	
1973	1973	0	
1974	1974	0	
1975	1975	0	
1976	1976	0	
1977	1977	0	
1978	1978	0	
1979	1979	0	
1980	1980	0	
1981	1981	0	
1982	1982	0	
1983	1983	0	
1984	1984	0	
1985	1985	0	
1986	1986	0	
1987	1987	0	
1988	1988	0	
1989	1989	0	
1990	1990	1	0.7%
1991	1991	0	
1992	1992	0	
1993	1993	1	0.7%
1994	1994	0	
1995	1995	1	0.7%
1996	1996	2	1.5%
1997	1997	0	
1998	1998	1	0.7%
1999	1999	0	
2000	2000	5	3.7%

### # WACT\_TIM: Katerega leta ste se upokojili?

Value	Label	Cases	Percentage
2001	2001	2	1.5%
2002	2002	2	1.5%
2003	2003	5	3.7%
2004	2004	4	3.0%
2005	2005	6	4.5%
2006	2006	3	2.2%
2007	2007	5	3.7%
2008	2008	9	6.7%
2009	2009	7	5.2%
2010	2010	15	11.2%
2011	2011	14	10.4%
2012	2012	7	5.2%
2013	2013	8	6.0%
2014	2014	9	6.7%
2015	2015	5	3.7%
2016	2016	4	3.0%
2017	2017	2	1.5%
2018	2018	4	3.0%
2019	2019	5	3.7%
2020	2020	7	5.2%
2021	2021	0	
2022	2022	0	
2023	2023	0	
2024	2024	0	
2025	2025	0	
2026	2026	0	
2027	2027	0	
2028	2028	0	
2029	2029	0	
99	ne želim odgovoriti	0	

Warning: these figures indicate the number of cases found in the data file. They cannot be interpreted as summary statistics of the population of interest.
























### # WACT\_WHA: Zaposlitveni status pred upokojitvijo

<b>Information</b>	[Type= continuous] [Format=numeric] [Range= 1-97] [Missing=*98]
<b>Statistics [NW/ W]</b>	[Valid=133 /-] [Invalid=383 /-] [Mean=3.752 /-] [StdDev=14.34 /-]
<b>Literal question</b>	Zaposlitveni status pred upokojitvijo

Value	Label	Cases	Percentage
1	zaposlen (pri delodajalcu)	110	82.7%
2	lastnik podjetja - delodajalec	6	4.5%
3	obrtnik	0	
4	samostojni podjetnik	7	5.3%
5	samozaposleni strokovnjaki (odvetnik, zdravnik, arhitekt)	1	0.8%
6	svobodni poklici (umetnik, svob. novinar, svob. igralec)	1	0.8%
7	pogodbeno delo, avtorska pogodba	0	
8	nezaposlen	4	3.0%

<b># WACT_WHA: Zaposlitveni status pred upokojitvijo</b>			
Value	Label	Cases	Percentage
14	kmetovalec, dela-pomaga na kmetiji	0	
15	gospodinja, služkinja, negovalka na domu	1	0.8%
16	pomagajo#i #lan v gospodinjstvu (delavnica, gostilna)	0	
17	delovno nezmožen - invalid, ...	0	
97	drugo	3	2.3%
98	ne želim odgovoriti	1	
<i>Warning: these figures indicate the number of cases found in the data file. They cannot be interpreted as summary statistics of the population of interest.</i>			
<b># WACT_POS: Položaj na delovnem mestu pred upokojitvijo</b>			
<b>Information</b>	[Type= continuous] [Format=numeric] [Range= 1-4] [Missing=*/98]		
<b>Statistics [NW/ W]</b>	[Valid=107 /-] [Invalid=409 /-] [Mean=2.916 /-] [StdDev=1.065 /-]		
<b>Literal question</b>	Položaj na delovnem mestu pred upokojitvijo		
Value	Label	Cases	Percentage
1	Vodstveni položaj na ravni podjetja, organizacije, ustanove	12	11.2%
2	Vodstveni položaj na ravni delovne enote, službe, sektorja,	29	27.1%
3	Zaposleni, ki neposredno vodi ali nadzira delo drugih zaposl	22	20.6%
4	Zaposleni, ki nima neposredno podrejenih (izvršilni delavec)	44	41.1%
98	ne želim odgovoriti	3	
<i>Warning: these figures indicate the number of cases found in the data file. They cannot be interpreted as summary statistics of the population of interest.</i>			
<b># WACT_ACT: Glavna dejavnost podjetja pred upokojitvijo</b>			
<b>Information</b>	[Type= continuous] [Format=numeric] [Range= 1-3] [Missing=*/98]		
<b>Statistics [NW/ W]</b>	[Valid=110 /-] [Invalid=406 /-]		
<b>Literal question</b>	Glavna dejavnost podjetja pred upokojitvijo		
Value	Label	Cases	Percentage
1	Proizvodnja ali kmetijstvo	35	31.8%
2	Storitve	37	33.6%
3	Zaposlen-a v javni upravi, zavodu, nevladni organizaciji	38	34.5%
98	ne želim odgovoriti	0	
<i>Warning: these figures indicate the number of cases found in the data file. They cannot be interpreted as summary statistics of the population of interest.</i>			
<b># HHSIZE1: Velikost gospodinjstva</b>			
<b>Information</b>	[Type= continuous] [Format=numeric] [Range= 1-8] [Missing=*/98]		
<b>Statistics [NW/ W]</b>	[Valid=512 /-] [Invalid=4 /-] [Mean=2.955 /-] [StdDev=1.268 /-]		
<b>Literal question</b>	Velikost gospodinjstva		
Value	Label	Cases	Percentage
1	1 #lan	49	9.6%
2	2	172	33.6%
3	3	116	22.7%
4	4	124	24.2%
5	5	38	7.4%
6	6	8	1.6%
7	7	2	0.4%
8	8 ali ve# #lanov	3	0.6%
98	ne želim odgovoriti	4	
<i>Warning: these figures indicate the number of cases found in the data file. They cannot be interpreted as summary statistics of the population of interest.</i>			

<b># PINCOME0: Osebni dohodek</b>			
<b>Information</b>		[Type= continuous] [Format=numeric] [Range= 1-11] [Missing=*/98]	
<b>Statistics [NW/ W]</b>		[Valid=428 /-] [Invalid=88 /-] [Mean=6.119 /-] [StdDev=2.513 /-]	
<b>Literal question</b>		Osebni dohodek	
<b>Value</b>	<b>Label</b>	<b>Cases</b>	<b>Percentage</b>
1	brez dohodkov	14	 3.3%
2	nad 0 EUR do 365 EUR	19	 4.4%
3	nad 365 EUR do 550 EUR	26	 6.1%
4	nad 550 EUR do 730 EUR	53	 12.4%
5	nad 730 EUR do 920 EUR	81	 18.9%
6	nad 920 EUR do 1100 EUR	63	 14.7%
7	nad 1100 EUR do 1280 EUR	37	 8.6%
8	nad 1280 EUR do 1460 EUR	45	 10.5%
9	nad 1460 EUR do 1830 EUR	45	 10.5%
10	nad 1830 EUR do 2200 EUR	25	 5.8%
11	nad 2200 EUR	20	 4.7%
98	ne želim odgovoriti	81	
<i>Warning: these figures indicate the number of cases found in the data file. They cannot be interpreted as summary statistics of the population of interest.</i>			
<b># PINCOME1: Osebni dohodek - samo 1 #lan v gosp.</b>			
<b>Information</b>		[Type= continuous] [Format=numeric] [Range= 1-14] [Missing=*/98]	
<b>Statistics [NW/ W]</b>		[Valid=45 /-] [Invalid=471 /-] [Mean=5.778 /-] [StdDev=2.305 /-]	
<b>Literal question</b>		Osebni dohodek - samo 1 #lan v gosp.	
<b>Value</b>	<b>Label</b>	<b>Cases</b>	<b>Percentage</b>
1	brez dohodkov	1	 2.2%
2	nad 0 EUR do 365 EUR	1	 2.2%
3	nad 365 EUR do 550 EUR	2	 4.4%
4	nad 550 EUR do 730 EUR	9	 20.0%
5	nad 730 EUR do 920 EUR	10	 22.2%
6	nad 920 EUR do 1100 EUR	9	 20.0%
7	nad 1100 EUR do 1280 EUR	6	 13.3%
8	nad 1280 EUR do 1460 EUR	2	 4.4%
9	nad 1460 EUR do 1830 EUR	2	 4.4%
10	nad 1830 EUR do 2200 EUR	0	
11	nad 2200 EUR do 2500 EUR	2	 4.4%
12	nad 2500 EUR do 2900 EUR	0	
13	nad 2900 EUR do 3300 EUR	1	 2.2%
14	nad 3300 EUR	0	
98	Ne želim odgovoriti	4	
<i>Warning: these figures indicate the number of cases found in the data file. They cannot be interpreted as summary statistics of the population of interest.</i>			
<b># HM_A1_r: starost 2. #lana - Kakšna je starost ostalih #lanov gospodinjstva?</b>			
<b>Information</b>		[Type= discrete] [Format=numeric] [Range= -1--1] [Missing=*/99]	
<b>Statistics [NW/ W]</b>		[Valid=422 /-] [Invalid=94 /-] [Mean=-1 /-] [StdDev=0 /-]	
<b>Value</b>	<b>Label</b>	<b>Cases</b>	<b>Percentage</b>
-1	Zakrita vrednost	422	 100.0%
99	ne vem	39	

<b># HM_A1_r: starost 2. #lana - Kakšna je starost ostalih #lanov gospodinjstva?</b>			
Value	Label	Cases	Percentage
Sysmiss		55	
<i>Warning: these figures indicate the number of cases found in the data file. They cannot be interpreted as summary statistics of the population of interest.</i>			
<b># HM_A2_r: starost 3. #lana - Kakšna je starost ostalih #lanov gospodinjstva?</b>			
<b>Information</b>	[Type= discrete] [Format=numeric] [Range= -1--1] [Missing=* /99]		
<b>Statistics [NW/ W]</b>	[Valid=262 /-] [Invalid=254 /-] [Mean=-1 /-] [StdDev=0 /-]		
Value	Label	Cases	Percentage
-1	Zakrita vrednost	262	100.0%
99	ne vem	27	
Sysmiss		227	
<i>Warning: these figures indicate the number of cases found in the data file. They cannot be interpreted as summary statistics of the population of interest.</i>			
<b># HM_A3_r: starost 4. #lana - Kakšna je starost ostalih #lanov gospodinjstva?</b>			
<b>Information</b>	[Type= discrete] [Format=numeric] [Range= -1--1] [Missing=* /99]		
<b>Statistics [NW/ W]</b>	[Valid=155 /-] [Invalid=361 /-] [Mean=-1 /-] [StdDev=0 /-]		
Value	Label	Cases	Percentage
-1	Zakrita vrednost	155	100.0%
99	ne vem	18	
Sysmiss		343	
<i>Warning: these figures indicate the number of cases found in the data file. They cannot be interpreted as summary statistics of the population of interest.</i>			
<b># HM_A4_r: starost 5. #lana - Kakšna je starost ostalih #lanov gospodinjstva?</b>			
<b>Information</b>	[Type= discrete] [Format=numeric] [Range= -1--1] [Missing=* /99]		
<b>Statistics [NW/ W]</b>	[Valid=45 /-] [Invalid=471 /-] [Mean=-1 /-] [StdDev=0 /-]		
Value	Label	Cases	Percentage
-1	Zakrita vrednost	45	100.0%
99	ne vem	4	
Sysmiss		467	
<i>Warning: these figures indicate the number of cases found in the data file. They cannot be interpreted as summary statistics of the population of interest.</i>			
<b># HM_A5_r: starost 6. #lana - Kakšna je starost ostalih #lanov gospodinjstva?</b>			
<b>Information</b>	[Type= discrete] [Format=numeric] [Range= -1--1] [Missing=* /99]		
<b>Statistics [NW/ W]</b>	[Valid=10 /-] [Invalid=506 /-] [Mean=-1 /-] [StdDev=0 /-]		
Value	Label	Cases	Percentage
-1	Zakrita vrednost	10	100.0%
99	ne vem	1	
Sysmiss		505	
<i>Warning: these figures indicate the number of cases found in the data file. They cannot be interpreted as summary statistics of the population of interest.</i>			
<b># HM_A6_r: starost 7. #lana - Kakšna je starost ostalih #lanov gospodinjstva?</b>			
<b>Information</b>	[Type= discrete] [Format=numeric] [Range= -1--1] [Missing=* /99]		
<b>Statistics [NW/ W]</b>	[Valid=3 /-] [Invalid=513 /-]		
Value	Label	Cases	Percentage
-1	Zakrita vrednost	3	100.0%
99	ne vem	0	
Sysmiss		513	
<i>Warning: these figures indicate the number of cases found in the data file. They cannot be interpreted as summary statistics of the population of interest.</i>			

<b># HM_A7_r: starost 8. #lana - Kakšna je starost ostalih #lanov gospodinjstva?</b>			
<b>Information</b>	[Type= discrete] [Format=numeric] [Range= -1--1] [Missing=*/99]		
<b>Statistics [NW/ W]</b>	[Valid=1 /-] [Invalid=515 /-]		
<b>Value</b>	<b>Label</b>	<b>Cases</b>	<b>Percentage</b>
-1	Zakrita vrednost	1	100.0%
99	ne vem	0	
Sysmiss		515	
<i>Warning: these figures indicate the number of cases found in the data file. They cannot be interpreted as summary statistics of the population of interest.</i>			
<b># HM_A8_r: starost 9. #lana - Kakšna je starost ostalih #lanov gospodinjstva?</b>			
<b>Information</b>	[Type= discrete] [Format=numeric] [Range= -1--1] [Missing=*/99]		
<b>Statistics [NW/ W]</b>	[Valid=1 /-] [Invalid=515 /-]		
<b>Value</b>	<b>Label</b>	<b>Cases</b>	<b>Percentage</b>
-1	Zakrita vrednost	1	100.0%
99	ne vem	0	
Sysmiss		515	
<i>Warning: these figures indicate the number of cases found in the data file. They cannot be interpreted as summary statistics of the population of interest.</i>			
<b># HM_A9_r: starost 10. #lana - Kakšna je starost ostalih #lanov gospodinjstva?</b>			
<b>Information</b>	[Type= discrete] [Format=numeric] [Range= -1--1] [Missing=*/99]		
<b>Statistics [NW/ W]</b>	[Valid=1 /-] [Invalid=515 /-]		
<b>Value</b>	<b>Label</b>	<b>Cases</b>	<b>Percentage</b>
-1	Zakrita vrednost	1	100.0%
99	ne vem	0	
Sysmiss		515	
<i>Warning: these figures indicate the number of cases found in the data file. They cannot be interpreted as summary statistics of the population of interest.</i>			
<b># HM_A10_r: starost 11. #lana - Kakšna je starost ostalih #lanov gospodinjstva?</b>			
<b>Information</b>	[Type= discrete] [Format=numeric] [Range= -1--1] [Missing=*/99]		
<b>Statistics [NW/ W]</b>	[Valid=1 /-] [Invalid=515 /-]		
<b>Value</b>	<b>Label</b>	<b>Cases</b>	<b>Percentage</b>
-1	Zakrita vrednost	1	100.0%
99	ne vem	0	
Sysmiss		515	
<i>Warning: these figures indicate the number of cases found in the data file. They cannot be interpreted as summary statistics of the population of interest.</i>			
<b># HM_A11_r: starost 12. #lana - Kakšna je starost ostalih #lanov gospodinjstva?</b>			
<b>Information</b>	[Type= discrete] [Format=numeric] [Range= -1--1] [Missing=*/99]		
<b>Statistics [NW/ W]</b>	[Valid=1 /-] [Invalid=515 /-]		
<b>Value</b>	<b>Label</b>	<b>Cases</b>	<b>Percentage</b>
-1	Zakrita vrednost	1	100.0%
99	ne vem	0	
Sysmiss		515	
<i>Warning: these figures indicate the number of cases found in the data file. They cannot be interpreted as summary statistics of the population of interest.</i>			
<b># HM_A12_r: starost 13. #lana - Kakšna je starost ostalih #lanov gospodinjstva?</b>			
<b>Information</b>	[Type= discrete] [Format=numeric] [Range= -1--1] [Missing=*/99]		
<b>Statistics [NW/ W]</b>	[Valid=0 /-] [Invalid=516 /-]		

<b># HM_A12_r: starost 13. #lana - Kakšna je starost ostalih #lanov gospodinjstva?</b>			
Value	Label	Cases	Percentage
-1	Zakrita vrednost	0	
99	ne vem	1	
Sysmiss		515	
<i>Warning: these figures indicate the number of cases found in the data file. They cannot be interpreted as summary statistics of the population of interest.</i>			
<b># HM_A13_r: starost 14. #lana - Kakšna je starost ostalih #lanov gospodinjstva?</b>			
<b>Information</b>	[Type= discrete] [Format=numeric] [Range= -1--1] [Missing=* /99]		
<b>Statistics [NW/ W]</b>	[Valid=0 /-] [Invalid=516 /-]		
Value	Label	Cases	Percentage
-1	Zakrita vrednost	0	
99	ne vem	0	
Sysmiss		516	
<i>Warning: these figures indicate the number of cases found in the data file. They cannot be interpreted as summary statistics of the population of interest.</i>			
<b># HM_A14_r: starost 15. #lana - Kakšna je starost ostalih #lanov gospodinjstva?</b>			
<b>Information</b>	[Type= discrete] [Format=numeric] [Range= -1--1] [Missing=* /99]		
<b>Statistics [NW/ W]</b>	[Valid=0 /-] [Invalid=516 /-]		
Value	Label	Cases	Percentage
-1	Zakrita vrednost	0	
99	ne vem	0	
Sysmiss		516	
<i>Warning: these figures indicate the number of cases found in the data file. They cannot be interpreted as summary statistics of the population of interest.</i>			
<b># HINCOM0: Dohodek gospodinjstva</b>			
<b>Information</b>	[Type= continuous] [Format=numeric] [Range= 1-9] [Missing=* /95/98]		
<b>Statistics [NW/ W]</b>	[Valid=410 /-] [Invalid=106 /-] [Mean=4.99 /-] [StdDev=2.345 /-]		
<b>Literal question</b>	Dohodek gospodinjstva		
Value	Label	Cases	Percentage
1	730 EUR ali manj	17	4.1%
2	nad 730 EUR do 1100 EUR	51	12.4%
3	nad 1100 EUR do 1460 EUR	54	13.2%
4	nad 1460 EUR do 1830 EUR	80	19.5%
5	nad 1830 EUR do 2200 EUR	43	10.5%
6	nad 2200 EUR do 2500 EUR	48	11.7%
7	nad 2500 EUR do 2900 EUR	40	9.8%
8	nad 2900 EUR do 3300 EUR	31	7.6%
9	nad 3300 EUR	46	11.2%
95	brez dohodkov	2	
98	ne želim odgovoriti	97	
<i>Warning: these figures indicate the number of cases found in the data file. They cannot be interpreted as summary statistics of the population of interest.</i>			
<b># HINCOM_D: Nam lahko, prosim, poveste bolj natan#no, v kateri od naslednjih razredov spadajo dohodki gospodinjstva:</b>			
<b>Information</b>	[Type= continuous] [Format=numeric] [Range= 1-12] [Missing=* /98]		
<b>Statistics [NW/ W]</b>	[Valid=228 /-] [Invalid=288 /-] [Mean=9.259 /-] [StdDev=1.798 /-]		
<b>Literal question</b>	Nam lahko, prosim, poveste bolj natan#no, v kateri od naslednjih razredov spadajo dohodki gospodinjstva:		



**# HINCOM\_D: Nam lahko, prosim, poveste bolj natančno, v kateri od naslednjih razredov spadajo dohodki gospodinjstva:**

Value	Label	Cases	Percentage
1	100 EUR ali manj	1	0.4%
2	nad 100 EUR, do 200 EUR	0	
3	nad 200 EUR, do 300 EUR	1	0.4%
4	nad 300 EUR, do 400 EUR	2	0.9%
5	nad 400 EUR, do 500 EUR	1	0.4%
6	nad 500 EUR, do 700 EUR	10	4.4%
7	nad 700 EUR, do 900 EUR	30	13.2%
8	nad 900 EUR, do 1.100 EUR	16	7.0%
9	nad 1.100 EUR, do 1.400 EUR	39	17.1%
10	nad 1.400 EUR, do 1.700 EUR	80	35.1%
11	nad 1.700 EUR, do 2.000 EUR	31	13.6%
12	nad 2.000 EUR, do 2.200 EUR	17	7.5%
98	ne želim odgovoriti	8	

*Warning: these figures indicate the number of cases found in the data file. They cannot be interpreted as summary statistics of the population of interest.*

**# HINCOM\_I: Razredi dohodki gospodinjstva international:**

<b>Information</b>	[Type= continuous] [Format=numeric] [Range= 0-16] [Missing=*]
<b>Statistics [NW/ W]</b>	[Valid=410 /-] [Invalid=106 /-]
<b>Literal question</b>	Razredi dohodki gospodinjstva international:

Value	Label	Cases	Percentage
0	brez dohodkov	2	0.5%
1	100 EUR ali manj	1	0.2%
2	nad 100 EUR, do 200 EUR	0	
3	nad 200 EUR, do 300 EUR	1	0.2%
4	nad 300 EUR, do 400 EUR	2	0.5%
5	nad 400 EUR, do 500 EUR	1	0.2%
6	nad 500 EUR, do 700 EUR	10	2.4%
7	nad 700 EUR, do 900 EUR	30	7.3%
8	nad 900 EUR, do 1.100 EUR	25	6.1%
9	nad 1.100 EUR, do 1.400 EUR	45	11.0%
10	nad 1.400 EUR, do 1.700 EUR	80	19.5%
11	nad 1.700 EUR, do 2.000 EUR	31	7.6%
12	nad 2.000 EUR, do 2.200 EUR	17	4.1%
13	nad 2.200 EUR, do 2.500 EUR	48	11.7%
14	nad 2.500 EUR, do 2.900 EUR	40	9.8%
15	nad 2.900 EUR, do 3.300 EUR	31	7.6%
16	nad 3.300 EUR	46	11.2%

*Warning: these figures indicate the number of cases found in the data file. They cannot be interpreted as summary statistics of the population of interest.*

**# BUYER0: Nakupni #lan**

<b>Information</b>	[Type= continuous] [Format=numeric] [Range= 1-3] [Missing=*/98]
<b>Statistics [NW/ W]</b>	[Valid=514 /-] [Invalid=2 /-] [Mean=1.675 /-] [StdDev=0.653 /-]
<b>Literal question</b>	Nakupni #lan

<b># BUYER0: Nakupni #lan</b>			
Value	Label	Cases	Percentage
1	v glavnem jaz	220	42.8%
2	jaz in drugi približno enako	241	46.9%
3	nekdo drug	53	10.3%
98	ne želim odgovoriti	2	
<i>Warning: these figures indicate the number of cases found in the data file. They cannot be interpreted as summary statistics of the population of interest.</i>			
<b># BBUCKS0: Glava družine</b>			
<b>Information</b>	[Type= continuous] [Format=numeric] [Range= 1-3] [Missing=*/98]		
<b>Statistics [NW/ W]</b>	[Valid=505 /-] [Invalid=11 /-] [Mean=1.851 /-] [StdDev=0.726 /-]		
<b>Literal question</b>	Glava družine		
Value	Label	Cases	Percentage
1	v glavnem jaz	176	34.9%
2	jaz in drugi približno enako	228	45.1%
3	nekdo drug	101	20.0%
98	ne želim odgovoriti	11	
<i>Warning: these figures indicate the number of cases found in the data file. They cannot be interpreted as summary statistics of the population of interest.</i>			
<b># PRF11A: Kje najpogosteje kupujete izdelke vsakodnevne potrošnje, kot so hrana, pija#a, kozmetika, #istila in ostali izdelki?</b>			
<b>Information</b>	[Type= continuous] [Format=numeric] [Range= 101292-105509] [Missing=*]		
<b>Statistics [NW/ W]</b>	[Valid=516 /-] [Invalid=0 /-] [Mean=104400.068 /-] [StdDev=205.172 /-]		
<b>Literal question</b>	Kje najpogosteje kupujete izdelke vsakodnevne potrošnje, kot so hrana, pija#a, kozmetika, #istila in ostali izdelki?		
Value	Label	Cases	Percentage
101292	ne opravljam nakupov / nikjer	2	0.4%
104404	Mercator mala trgovina	49	9.5%
104405	Mercator velika trgovina	72	14.0%
104406	Spar/Interspar	126	24.4%
104407	Tuš	49	9.5%
104408	E.Leclerc	8	1.6%
104409	Hofer	83	16.1%
104410	Lidl	83	16.1%
104411	Eurospin	14	2.7%
104413	Jager	10	1.9%
104414	Fama	0	
104415	Klasek	0	
104416	Nama	0	
104417	Maxi	0	
104418	kmetijska zadruga	3	0.6%
104419	industrijska prodajalna (npr. Žito, Mlinotest, PP, ...)	0	
104420	tržnica	0	
104421	manjše trgovine, kioski s sadjem in zelenjavo	0	
104422	pekarna	0	
104423	mesnica	2	0.4%
104424	ribarnica	0	
104425	trafika / kiosk	0	

**# PRF11A: Kje najpogosteje kupujete izdelke vsakodnevne potrošnje, kot so hrana, pija#a, kozmetika, #istila in ostali izdelki?**

Value	Label	Cases	Percentage
104426	tujina	0	
104427	druge manjše trgovine	1	0.2%
104428	Mercator spletna trgovina	2	0.4%
104429	DM (Drogerie Markt)	1	0.2%
104430	Muller	3	0.6%
104431	Tuš drogerija	0	
104432	ostale drogerije	0	
104433	OMV Istrabenz	1	0.2%
104434	Petrol	0	
104436	ostale bencinske #rpalke	0	
104437	ostale trgovine VPIŠITE!	5	1.0%
105442	Agraria	1	0.2%
105444	MOL	0	
105509	pri kmetu / pridelovalcu / na kmetiji	1	0.2%

*Warning: these figures indicate the number of cases found in the data file. They cannot be interpreted as summary statistics of the population of interest.*

**# PRF11A\_Q: Kje najpogosteje kupujete izdelke vsakodnevne potrošnje, kot so hrana, pija#a, kozmetika, #istila in ostali izdelki? - ostale trgovine VPIŠITE!**

<b>Information</b>	[Type= discrete] [Format=numeric] [Missing=*]
<b>Statistics [NW/ W]</b>	[Valid=0 /-] [Invalid=516 /-]
<b>Literal question</b>	Kje najpogosteje kupujete izdelke vsakodnevne potrošnje, kot so hrana, pija#a, kozmetika, #istila in ostali izdelki? - ostale trgovine VPIŠITE!

Value	Label	Cases	Percentage
Sysmiss		516	

*Warning: these figures indicate the number of cases found in the data file. They cannot be interpreted as summary statistics of the population of interest.*

**# PRF11B01: 1. mention - Kje še kupujete izdelke vsakodnevne potrošnje, kot so hrana, pija#a, kozmetika, #istila in ostali izdelki?**

<b>Information</b>	[Type= continuous] [Format=numeric] [Range= 101292-105509] [Missing=*]
<b>Statistics [NW/ W]</b>	[Valid=514 /-] [Invalid=2 /-] [Mean=104387.661 /-] [StdDev=321.602 /-]
<b>Literal question</b>	1. mention - Kje še kupujete izdelke vsakodnevne potrošnje, kot so hrana, pija#a, kozmetika, #istila in ostali izdelki?

Value	Label	Cases	Percentage
101292	nikjer ve#	5	1.0%
104404	Mercator mala trgovina	48	9.3%
104405	Mercator velika trgovina	57	11.1%
104406	Spar/Interspar	66	12.8%
104407	Tuš	37	7.2%
104408	E.Leclerc	22	4.3%
104409	Hofer	90	17.5%
104410	Lidl	78	15.2%
104411	Eurospin	38	7.4%
104413	Jager	14	2.7%
104414	Fama	0	
104415	Klasek	0	
104416	Nama	0	

**# PRF11B01: 1. mention - Kje še kupujete izdelke vsakodnevne potrošnje, kot so hrana, pija#a, kozmetika, #istila in ostali izdelki?**

Value	Label	Cases	Percentage
104417	Maxi	0	
104418	kmetijska zadruga	1	0.2%
104419	industrijska prodajalna (npr. Žito, Mlinotest, PP, ...)	0	
104420	tržnica	3	0.6%
104421	manjše trgovine, kioski s sadjem in zelenjavo	8	1.6%
104422	pekarna	21	4.1%
104423	mesnica	4	0.8%
104424	ribarnica	0	
104425	trafika / kiosk	1	0.2%
104426	tujina	0	
104427	druge manjše trgovine	0	
104428	Mercator spletna trgovina	5	1.0%
104429	DM (Drogerie Markt)	8	1.6%
104430	Muller	2	0.4%
104431	Tuš drogerija	0	
104432	ostale drogerije	0	
104433	OMV Istrabenz	0	
104434	Petrol	0	
104436	ostale bencinske #rpalke	0	
104437	ostale trgovine VPIŠITE!	2	0.4%
105442	Agraria	1	0.2%
105444	MOL	0	
105509	pri kmetu / pridelovalcu / na kmetiji	3	0.6%

*Warning: these figures indicate the number of cases found in the data file. They cannot be interpreted as summary statistics of the population of interest.*

**# PRF11B02: 2. mention**

<b>Information</b>	[Type= continuous] [Format=numeric] [Range= 101292-105509] [Missing=*]
<b>Statistics [NW/ W]</b>	[Valid=432 /-] [Invalid=84 /-] [Mean=104410.535 /-] [StdDev=6.555 /-]
<b>Literal question</b>	2. mention

Value	Label	Cases	Percentage
101292	nikjer ve#	0	
104404	Mercator mala trgovina	40	9.3%
104405	Mercator velika trgovina	37	8.6%
104406	Spar/Interspar	55	12.7%
104407	Tuš	42	9.7%
104408	E.Leclerc	12	2.8%
104409	Hofer	64	14.8%
104410	Lidl	58	13.4%
104411	Eurospin	35	8.1%
104413	Jager	16	3.7%
104414	Fama	1	0.2%
104415	Klasek	0	
104416	Nama	0	
104417	Maxi	0	

### # PRF11B02: 2. mention

Value	Label	Cases	Percentage
104418	kmetijska zadruga	1	0.2%
104419	industrijska prodajalna (npr. Žito, Mlinotest, PP, ...)	0	
104420	tržnica	2	0.5%
104421	manjše trgovine, kioski s sadjem in zelenjavo	10	2.3%
104422	pekarna	20	4.6%
104423	mesnica	17	3.9%
104424	ribarnica	2	0.5%
104425	trafika / kiosk	1	0.2%
104426	tujina	0	
104427	druge manjše trgovine	0	
104428	Mercator spletna trgovina	5	1.2%
104429	DM (Drogerie Markt)	10	2.3%
104430	Muller	3	0.7%
104431	Tuš drogerija	1	0.2%
104432	ostale drogerije	0	
104433	OMV Istrabenz	0	
104434	Petrol	0	
104436	ostale bencinske #rpalke	0	
104437	ostale trgovine VPIŠITE!	0	
105442	Agraria	0	
105444	MOL	0	
105509	pri kmetu / pridelovalcu / na kmetiji	0	

Warning: these figures indicate the number of cases found in the data file. They cannot be interpreted as summary statistics of the population of interest.

### # PRF11B03: 3. mention

<b>Information</b>	[Type= continuous] [Format=numeric] [Range= 101292-105509] [Missing=*]
<b>Statistics [NW/ W]</b>	[Valid=375 /-] [Invalid=141 /-] [Mean=104432.163 /-] [StdDev=148.919 /-]
<b>Literal question</b>	3. mention

Value	Label	Cases	Percentage
101292	nikjer ve#	0	
104404	Mercator mala trgovina	31	8.3%
104405	Mercator velika trgovina	33	8.8%
104406	Spar/Interspar	35	9.3%
104407	Tuš	33	8.8%
104408	E.Leclerc	17	4.5%
104409	Hofer	56	14.9%
104410	Lidl	43	11.5%
104411	Eurospin	29	7.7%
104413	Jager	10	2.7%
104414	Fama	2	0.5%
104415	Klasek	0	
104416	Nama	1	0.3%
104417	Maxi	0	
104418	kmetijska zadruga	4	1.1%
104419	industrijska prodajalna (npr. Žito, Mlinotest, PP, ...)	0	

### # PRF11B03: 3. mention

Value	Label	Cases	Percentage
104420	tržnica	3	0.8%
104421	manjše trgovine, kioski s sadjem in zelenjavo	0	
104422	pekarna	16	4.3%
104423	mesnica	11	2.9%
104424	ribarnica	6	1.6%
104425	trafika / kiosk	2	0.5%
104426	tujina	2	0.5%
104427	druge manjše trgovine	1	0.3%
104428	Mercator spletna trgovina	2	0.5%
104429	DM (Drogerie Markt)	14	3.7%
104430	Muller	9	2.4%
104431	Tuš drogerija	3	0.8%
104432	ostale drogerije	0	
104433	OMV Istrabenz	0	
104434	Petrol	5	1.3%
104436	ostale bencinske #rpalke	0	
104437	ostale trgovine VPIŠITE!	0	
105442	Agraria	0	
105444	MOL	0	
105509	pri kmetu / pridelovalcu / na kmetiji	7	1.9%

Warning: these figures indicate the number of cases found in the data file. They cannot be interpreted as summary statistics of the population of interest.

### # PRF11B04: 4. mention

<b>Information</b>	[Type= continuous] [Format=numeric] [Range= 101292-105509] [Missing=*]
<b>Statistics [NW/ W]</b>	[Valid=313 /-] [Invalid=203 /-] [Mean=104447.837 /-] [StdDev=186.159 /-]
<b>Literal question</b>	4. mention

Value	Label	Cases	Percentage
101292	nikjer ve#	0	
104404	Mercator mala trgovina	17	5.4%
104405	Mercator velika trgovina	27	8.6%
104406	Spar/Interspar	23	7.3%
104407	Tuš	28	8.9%
104408	E.Leclerc	6	1.9%
104409	Hofer	40	12.8%
104410	Lidl	29	9.3%
104411	Eurospin	21	6.7%
104413	Jager	5	1.6%
104414	Fama	3	1.0%
104415	Klasek	0	
104416	Nama	1	0.3%
104417	Maxi	0	
104418	kmetijska zadruga	7	2.2%
104419	industrijska prodajalna (npr. Žito, Mlinotest, PP, ...)	2	0.6%
104420	tržnica	5	1.6%
104421	manjše trgovine, kioski s sadjem in zelenjavo	1	0.3%

**# PRF11B04: 4. mention**

Value	Label	Cases	Percentage
104422	pekarna	8	2.6%
104423	mesnica	12	3.8%
104424	ribarnica	9	2.9%
104425	trafika / kiosk	4	1.3%
104426	tujina	2	0.6%
104427	druge manjše trgovine	1	0.3%
104428	Mercator spletna trgovina	2	0.6%
104429	DM (Drogerie Markt)	30	9.6%
104430	Muller	7	2.2%
104431	Tuš drogerija	5	1.6%
104432	ostale drogerije	0	
104433	OMV Istrabenz	3	1.0%
104434	Petrol	5	1.6%
104436	ostale bencinske #rpalke	0	
104437	ostale trgovine VPIŠITE!	0	
105442	Agraria	4	1.3%
105444	MOL	2	0.6%
105509	pri kmetu / pridelovalcu / na kmetiji	4	1.3%

*Warning: these figures indicate the number of cases found in the data file. They cannot be interpreted as summary statistics of the population of interest.*

<b># PRF11B05: 5. mention</b>			
Information	[Type= continuous] [Format=numeric] [Range= 101292-105509] [Missing=*]		
Statistics [NW/ W]	[Valid=244 /-] [Invalid=272 /-] [Mean=104457.238 /-] [StdDev=205.109 /-]		
Literal question	5. mention		
Value	Label	Cases	Percentage
101292	nikjer ve#	0	
104404	Mercator mala trgovina	2	0.8%
104405	Mercator velika trgovina	20	8.2%
104406	Spar/Interspar	15	6.1%
104407	Tuš	18	7.4%
104408	E.Leclerc	5	2.0%
104409	Hofer	17	7.0%
104410	Lidl	23	9.4%
104411	Eurospin	11	4.5%
104413	Jager	7	2.9%
104414	Fama	3	1.2%
104415	Klasek	0	
104416	Nama	0	
104417	Maxi	3	1.2%
104418	kmetijska zadruga	8	3.3%
104419	industrijska prodajalna (npr. Žito, Mlinotest, PP, ...)	1	0.4%
104420	tržnica	7	2.9%
104421	manjše trgovine, kioski s sadjem in zelenjavo	0	
104422	pekarna	9	3.7%
104423	mesnica	7	2.9%
104424	ribarnica	5	2.0%
104425	trafika / kiosk	3	1.2%
104426	tujina	3	1.2%
104427	druge manjše trgovine	0	
104428	Mercator spletna trgovina	3	1.2%
104429	DM (Drogerie Markt)	27	11.1%
104430	Muller	21	8.6%
104431	Tuš drogerija	4	1.6%
104432	ostale drogerije	0	
104433	OMV Istrabenz	3	1.2%
104434	Petrol	9	3.7%
104436	ostale bencinske #rpalke	0	
104437	ostale trgovine VPIŠITE!	1	0.4%
105442	Agraria	0	
105444	MOL	1	0.4%
105509	pri kmetu / pridelovalcu / na kmetiji	8	3.3%

*Warning: these figures indicate the number of cases found in the data file. They cannot be interpreted as summary statistics of the population of interest.*

#### # PRF11B06: 6. mention

Information	[Type= continuous] [Format=numeric] [Range= 101292-105509] [Missing=*]
Statistics [NW/ W]	[Valid=176 /-] [Invalid=340 /-] [Mean=104485.886 /-] [StdDev=259.026 /-]
Literal question	6. mention



### # PRF11B06: 6. mention

Value	Label	Cases	Percentage
101292	nikjer ve#	0	
104404	Mercator mala trgovina	13	7.4%
104405	Mercator velika trgovina	5	2.8%
104406	Spar/Interspar	11	6.2%
104407	Tuš	11	6.2%
104408	E.Leclerc	5	2.8%
104409	Hofer	4	2.3%
104410	Lidl	8	4.5%
104411	Eurospin	5	2.8%
104413	Jager	1	0.6%
104414	Fama	1	0.6%
104415	Klasek	1	0.6%
104416	Nama	1	0.6%
104417	Maxi	0	
104418	kmetijska zadruga	3	1.7%
104419	industrijska prodajalna (npr. Žito, Mlinotest, PP, ...)	2	1.1%
104420	tržnica	6	3.4%
104421	manjše trgovine, kioski s sadjem in zelenjavo	1	0.6%
104422	pekarna	8	4.5%
104423	mesnica	4	2.3%
104424	ribarnica	3	1.7%
104425	trafika / kiosk	7	4.0%
104426	tujina	4	2.3%
104427	druge manjše trgovine	2	1.1%
104428	Mercator spletna trgovina	2	1.1%
104429	DM (Drogerie Markt)	24	13.6%
104430	Muller	18	10.2%
104431	Tuš drogerija	4	2.3%
104432	ostale drogerije	0	
104433	OMV Istrabenz	4	2.3%
104434	Petrol	7	4.0%
104436	ostale bencinske #rpalke	0	
104437	ostale trgovine VPIŠITE!	0	
105442	Agraria	2	1.1%
105444	MOL	2	1.1%
105509	pri kmetu / pridelovalcu / na kmetiji	7	4.0%

*Warning: these figures indicate the number of cases found in the data file. They cannot be interpreted as summary statistics of the population of interest.*

### # PRF11B07: 7. mention

<b>Information</b>	[Type= continuous] [Format=numeric] [Range= 101292-105509] [Missing=*]		
<b>Statistics [NW/ W]</b>	[Valid=132 /-] [Invalid=384 /-] [Mean=104511.553 /-] [StdDev=300.246 /-]		
<b>Literal question</b>	7. mention		
Value	Label	Cases	Percentage
101292	nikjer ve#	0	
104404	Mercator mala trgovina	2	1.5%

### # PRF11B07: 7. mention

Value	Label	Cases	Percentage
104405	Mercator velika trgovina	8	6.1%
104406	Spar/Interspar	3	2.3%
104407	Tuš	5	3.8%
104408	E.Leclerc	3	2.3%
104409	Hofer	2	1.5%
104410	Lidl	6	4.5%
104411	Eurospin	5	3.8%
104413	Jager	2	1.5%
104414	Fama	1	0.8%
104415	Klasek	0	
104416	Nama	0	
104417	Maxi	0	
104418	kmetijska zadruga	8	6.1%
104419	industrijska prodajalna (npr. Žito, Mlinotest, PP, ...)	0	
104420	tržnica	7	5.3%
104421	manjše trgovine, kioski s sadjem in zelenjavo	0	
104422	pekarna	3	2.3%
104423	mesnica	3	2.3%
104424	ribarnica	2	1.5%
104425	trafika / kiosk	5	3.8%
104426	tujina	1	0.8%
104427	druge manjše trgovine	1	0.8%
104428	Mercator spletna trgovina	1	0.8%
104429	DM (Drogerie Markt)	19	14.4%
104430	Muller	17	12.9%
104431	Tuš drogerija	5	3.8%
104432	ostale drogerije	0	
104433	OMV Istrabenz	5	3.8%
104434	Petrol	6	4.5%
104436	ostale bencinske #rpalke	0	
104437	ostale trgovine VPIŠITE!	1	0.8%
105442	Agraria	1	0.8%
105444	MOL	0	
105509	pri kmetu / pridelovalcu / na kmetiji	10	7.6%

Warning: these figures indicate the number of cases found in the data file. They cannot be interpreted as summary statistics of the population of interest.

### # PRF11B08: 8. mention

<b>Information</b>	[Type= continuous] [Format=numeric] [Range= 101292-105509] [Missing=*]		
<b>Statistics [NW/ W]</b>	[Valid=108 /-] [Invalid=408 /-] [Mean=104503.287 /-] [StdDev=281.344 /-]		
<b>Literal question</b>	8. mention		
Value	Label	Cases	Percentage
101292	nikjer ve#	0	
104404	Mercator mala trgovina	1	0.9%
104405	Mercator velika trgovina	5	4.6%
104406	Spar/Interspar	3	2.8%

**# PRF11B08: 8. mention**

Value	Label	Cases	Percentage
104407	Tuš	2	1.9%
104408	E.Leclerc	0	
104409	Hofer	3	2.8%
104410	Lidl	2	1.9%
104411	Eurospin	2	1.9%
104413	Jager	1	0.9%
104414	Fama	0	
104415	Klasek	0	
104416	Nama	0	
104417	Maxi	0	
104418	kmetijska zadruga	1	0.9%
104419	industrijska prodajalna (npr. Žito, Mlinotest, PP, ...)	6	5.6%
104420	tržnica	5	4.6%
104421	manjše trgovine, kioski s sadjem in zelenjavo	2	1.9%
104422	pekarna	2	1.9%
104423	mesnica	2	1.9%
104424	ribarnica	2	1.9%
104425	trafika / kiosk	0	
104426	tujina	0	
104427	druge manjše trgovine	4	3.7%
104428	Mercator spletna trgovina	0	
104429	DM (Drogerie Markt)	18	16.7%
104430	Muller	18	16.7%
104431	Tuš drogerija	7	6.5%
104432	ostale drogerije	0	
104433	OMV Istrabenz	3	2.8%
104434	Petrol	11	10.2%
104436	ostale bencinske #rpalke	0	
104437	ostale trgovine VPIŠITE!	0	
105442	Agraria	1	0.9%
105444	MOL	1	0.9%
105509	pri kmetu / pridelovalcu / na kmetiji	6	5.6%

*Warning: these figures indicate the number of cases found in the data file. They cannot be interpreted as summary statistics of the population of interest.*

**# PRF11B09: 9. mention**

<b>Information</b>	[Type= continuous] [Format=numeric] [Range= 101292-105509] [Missing=*]		
<b>Statistics [NW/ W]</b>	[Valid=82 /-] [Invalid=434 /-] [Mean=104500.317 /-] [StdDev=269.859 /-]		
<b>Literal question</b>	9. mention		
Value	Label	Cases	Percentage
101292	nikjer ve#	0	
104404	Mercator mala trgovina	0	
104405	Mercator velika trgovina	1	1.2%
104406	Spar/Interspar	2	2.4%
104407	Tuš	1	1.2%
104408	E.Leclerc	2	2.4%

**# PRF11B09: 9. mention**

Value	Label	Cases	Percentage
104409	Hofer	1	1.2%
104410	Lidl	1	1.2%
104411	Eurospin	3	3.7%
104413	Jager	0	
104414	Fama	0	
104415	Klasek	0	
104416	Nama	0	
104417	Maxi	0	
104418	kmetijska zadruga	1	1.2%
104419	industrijska prodajalna (npr. Žito, Mlinotest, PP, ...)	1	1.2%
104420	tržnica	7	8.5%
104421	manjše trgovine, kioski s sadjem in zelenjavo	2	2.4%
104422	pekarna	5	6.1%
104423	mesnica	3	3.7%
104424	ribarnica	0	
104425	trafika / kiosk	2	2.4%
104426	tujina	2	2.4%
104427	druge manjše trgovine	0	
104428	Mercator spletna trgovina	1	1.2%
104429	DM (Drogerie Markt)	6	7.3%
104430	Muller	12	14.6%
104431	Tuš drogerija	11	13.4%
104432	ostale drogerije	0	
104433	OMV Istrabenz	2	2.4%
104434	Petrol	10	12.2%
104436	ostale bencinske #rpalke	0	
104437	ostale trgovine VPIŠITE!	0	
105442	Agraria	2	2.4%
105444	MOL	3	3.7%
105509	pri kmetu / pridelovalcu / na kmetiji	1	1.2%

Warning: these figures indicate the number of cases found in the data file. They cannot be interpreted as summary statistics of the population of interest.

**# PRF11B10: 10. mention**

<b>Information</b>	[Type= continuous] [Format=numeric] [Range= 101292-105509] [Missing=*]		
<b>Statistics [NW/ W]</b>	[Valid=60 /-] [Invalid=456 /-] [Mean=104569.483 /-] [StdDev=365.285 /-]		
<b>Literal question</b>	10. mention		
Value	Label	Cases	Percentage
101292	nikjer ve#	0	
104404	Mercator mala trgovina	1	1.7%
104405	Mercator velika trgovina	0	
104406	Spar/Interspar	0	
104407	Tuš	0	
104408	E.Leclerc	0	
104409	Hofer	0	
104410	Lidl	0	

### # PRF11B10: 10. mention

Value	Label	Cases	Percentage
104411	Eurospin	0	
104413	Jager	0	
104414	Fama	0	
104415	Klasek	0	
104416	Nama	0	
104417	Maxi	1	1.7%
104418	kmetijska zadruga	2	3.3%
104419	industrijska prodajalna (npr. Žito, Mlinotest, PP, ...)	0	
104420	tržnica	1	1.7%
104421	manjše trgovine, kioski s sadjem in zelenjavo	2	3.3%
104422	pekarna	4	6.7%
104423	mesnica	5	8.3%
104424	ribarnica	0	
104425	trafika / kiosk	1	1.7%
104426	tujina	2	3.3%
104427	druge manjše trgovine	0	
104428	Mercator spletna trgovina	0	
104429	DM (Drogerie Markt)	5	8.3%
104430	Muller	13	21.7%
104431	Tuš drogerija	4	6.7%
104432	ostale drogerije	0	
104433	OMV Istrabenz	3	5.0%
104434	Petrol	8	13.3%
104436	ostale bencinske #rpalke	0	
104437	ostale trgovine VPIŠITE!	0	
105442	Agraria	1	1.7%
105444	MOL	1	1.7%
105509	pri kmetu / pridelovalcu / na kmetiji	6	10.0%

Warning: these figures indicate the number of cases found in the data file. They cannot be interpreted as summary statistics of the population of interest.

### # PRF11B11: 11. mention

<b>Information</b>	[Type= continuous] [Format=numeric] [Range= 101292-105509] [Missing=*]		
<b>Statistics [NW/ W]</b>	[Valid=45 /-] [Invalid=471 /-] [Mean=104497.333 /-] [StdDev=273.547 /-]		
<b>Literal question</b>	11. mention		
Value	Label	Cases	Percentage
101292	nikjer ve#	0	
104404	Mercator mala trgovina	0	
104405	Mercator velika trgovina	0	
104406	Spar/Interspar	0	
104407	Tuš	0	
104408	E.Leclerc	1	2.2%
104409	Hofer	2	4.4%
104410	Lidl	1	2.2%
104411	Eurospin	1	2.2%
104413	Jager	0	

**# PRF11B11: 11. mention**

Value	Label	Cases	Percentage
104414	Fama	1	2.2%
104415	Klasek	0	
104416	Nama	1	2.2%
104417	Maxi	0	
104418	kmetijska zadruga	1	2.2%
104419	industrijska prodajalna (npr. Žito, Mlinotest, PP, ...)	2	4.4%
104420	tržnica	3	6.7%
104421	manjše trgovine, kioski s sadjem in zelenjavo	0	
104422	pekarna	2	4.4%
104423	mesnica	1	2.2%
104424	ribarnica	3	6.7%
104425	trafika / kiosk	0	
104426	tujina	1	2.2%
104427	druge manjše trgovine	1	2.2%
104428	Mercator spletna trgovina	0	
104429	DM (Drogerie Markt)	3	6.7%
104430	Muller	4	8.9%
104431	Tuš drogerija	5	11.1%
104432	ostale drogerije	0	
104433	OMV Istrabenz	2	4.4%
104434	Petrol	6	13.3%
104436	ostale bencinske #rpalke	1	2.2%
104437	ostale trgovine VPIŠITE!	0	
105442	Agraria	0	
105444	MOL	0	
105509	pri kmetu / pridelovalcu / na kmetiji	3	6.7%

*Warning: these figures indicate the number of cases found in the data file. They cannot be interpreted as summary statistics of the population of interest.*

**# PRF11B12: 12. mention**

<b>Information</b>	[Type= continuous] [Format=numeric] [Range= 101292-105509] [Missing=*]
<b>Statistics [NW/ W]</b>	[Valid=32 /-] [Invalid=484 /-] [Mean=104595.938 /-] [StdDev=399.233 /-]
<b>Literal question</b>	12. mention

Value	Label	Cases	Percentage
101292	nikjer ve#	0	
104404	Mercator mala trgovina	0	
104405	Mercator velika trgovina	0	
104406	Spar/Interspar	0	
104407	Tuš	0	
104408	E.Leclerc	0	
104409	Hofer	0	
104410	Lidl	0	
104411	Eurospin	0	
104413	Jager	0	
104414	Fama	0	
104415	Klasek	0	

### # PRF11B12: 12. mention

Value	Label	Cases	Percentage
104416	Nama	0	
104417	Maxi	1	3.1%
104418	kmetijska zadruga	1	3.1%
104419	industrijska prodajalna (npr. Žito, Mlinotest, PP, ...)	0	
104420	tržnica	4	12.5%
104421	manjše trgovine, kioski s sadjem in zelenjavo	0	
104422	pekarna	0	
104423	mesnica	1	3.1%
104424	ribarnica	1	3.1%
104425	trafika / kiosk	2	6.2%
104426	tujina	1	3.1%
104427	druge manjše trgovine	1	3.1%
104428	Mercator spletna trgovina	0	
104429	DM (Drogerie Markt)	3	9.4%
104430	Muller	6	18.8%
104431	Tuš drogerija	3	9.4%
104432	ostale drogerije	0	
104433	OMV Istrabenz	2	6.2%
104434	Petrol	1	3.1%
104436	ostale bencinske #rpalke	0	
104437	ostale trgovine VPIŠITE!	0	
105442	Agraria	0	
105444	MOL	0	
105509	pri kmetu / pridelovalcu / na kmetiji	5	15.6%

Warning: these figures indicate the number of cases found in the data file. They cannot be interpreted as summary statistics of the population of interest.

### # PRF11B13: 13. mention

<b>Information</b>	[Type= continuous] [Format=numeric] [Range= 101292-105509] [Missing=*]
<b>Statistics [NW/ W]</b>	[Valid=24 /-] [Invalid=492 /-] [Mean=104426.083 /-] [StdDev=7.734 /-]
<b>Literal question</b>	13. mention

Value	Label	Cases	Percentage
101292	nikjer ve#	0	
104404	Mercator mala trgovina	1	4.2%
104405	Mercator velika trgovina	0	
104406	Spar/Interspar	0	
104407	Tuš	0	
104408	E.Leclerc	0	
104409	Hofer	0	
104410	Lidl	0	
104411	Eurospin	0	
104413	Jager	0	
104414	Fama	1	4.2%
104415	Klasek	0	
104416	Nama	0	
104417	Maxi	0	

**# PRF11B13: 13. mention**

Value	Label	Cases	Percentage
104418	kmetijska zadruga	1	4.2%
104419	industrijska prodajalna (npr. Žito, Mlinotest, PP, ...)	1	4.2%
104420	tržnica	4	16.7%
104421	manjše trgovine, kioski s sadjem in zelenjavo	0	
104422	pekarna	0	
104423	mesnica	0	
104424	ribarnica	1	4.2%
104425	trafika / kiosk	0	
104426	tujina	1	4.2%
104427	druge manjše trgovine	1	4.2%
104428	Mercator spletna trgovina	0	
104429	DM (Drogerie Markt)	1	4.2%
104430	Muller	3	12.5%
104431	Tuš drogerija	3	12.5%
104432	ostale drogerije	0	
104433	OMV Istrabenz	2	8.3%
104434	Petrol	4	16.7%
104436	ostale bencinske #rpalke	0	
104437	ostale trgovine VPIŠITE!	0	
105442	Agraria	0	
105444	MOL	0	
105509	pri kmetu / pridelovalcu / na kmetiji	0	

Warning: these figures indicate the number of cases found in the data file. They cannot be interpreted as summary statistics of the population of interest.

**# PRF11B14: 14. mention**

<b>Information</b>	[Type= continuous] [Format=numeric] [Range= 101292-105509] [Missing=*]
<b>Statistics [NW/ W]</b>	[Valid=16 /-] [Invalid=500 /-] [Mean=104493 /-] [StdDev=253.646 /-]
<b>Literal question</b>	14. mention

Value	Label	Cases	Percentage
101292	nikjer ve#	0	
104404	Mercator mala trgovina	0	
104405	Mercator velika trgovina	0	
104406	Spar/Interspar	0	
104407	Tuš	0	
104408	E.Leclerc	0	
104409	Hofer	0	
104410	Lidl	0	
104411	Eurospin	0	
104413	Jager	0	
104414	Fama	0	
104415	Klasek	0	
104416	Nama	0	
104417	Maxi	0	
104418	kmetijska zadruga	1	6.2%
104419	industrijska prodajalna (npr. Žito, Mlinotest, PP, ...)	1	6.2%



**# PRF11B14: 14. mention**

Value	Label	Cases	Percentage
104420	tržnica	0	
104421	manjše trgovine, kioski s sadjem in zelenjavo	0	
104422	pekarna	0	
104423	mesnica	0	
104424	ribarnica	0	
104425	trafika / kiosk	0	
104426	tujina	0	
104427	druge manjše trgovine	1	6.2%
104428	Mercator spletna trgovina	0	
104429	DM (Drogerie Markt)	3	18.8%
104430	Muller	1	6.2%
104431	Tuš drogerija	2	12.5%
104432	ostale drogerije	1	6.2%
104433	OMV Istrabenz	1	6.2%
104434	Petrol	4	25.0%
104436	ostale bencinske #rpalke	0	
104437	ostale trgovine VPIŠITE!	0	
105442	Agraria	0	
105444	MOL	1	6.2%
105509	pri kmetu / pridelovalcu / na kmetiji	0	

*Warning: these figures indicate the number of cases found in the data file. They cannot be interpreted as summary statistics of the population of interest.*

**# PRF11B15: 15. mention**

<b>Information</b>	[Type= continuous] [Format=numeric] [Range= 101292-105509] [Missing=*]
<b>Statistics [NW/ W]</b>	[Valid=14 /-] [Invalid=502 /-] [Mean=104651.286 /-] [StdDev=441.269 /-]
<b>Literal question</b>	15. mention

Value	Label	Cases	Percentage
101292	nikjer ve#	0	
104404	Mercator mala trgovina	0	
104405	Mercator velika trgovina	0	
104406	Spar/Interspar	0	
104407	Tuš	0	
104408	E.Leclerc	0	
104409	Hofer	0	
104410	Lidl	0	
104411	Eurospin	0	
104413	Jager	0	
104414	Fama	0	
104415	Klasek	0	
104416	Nama	0	
104417	Maxi	0	
104418	kmetijska zadruga	1	7.1%
104419	industrijska prodajalna (npr. Žito, Mlinotest, PP, ...)	0	
104420	tržnica	1	7.1%
104421	manjše trgovine, kioski s sadjem in zelenjavo	0	

### # PRF11B15: 15. mention

Value	Label	Cases	Percentage
104422	pekarna	0	
104423	mesnica	0	
104424	ribarnica	0	
104425	trafika / kiosk	0	
104426	tujina	0	
104427	druge manjše trgovine	0	
104428	Mercator spletna trgovina	0	
104429	DM (Drogerie Markt)	1	7.1%
104430	Muller	2	14.3%
104431	Tuš drogerija	2	14.3%
104432	ostale drogerije	0	
104433	OMV Istrabenz	2	14.3%
104434	Petrol	2	14.3%
104436	ostale bencinske #rpalke	0	
104437	ostale trgovine VPIŠITE!	0	
105442	Agraria	1	7.1%
105444	MOL	1	7.1%
105509	pri kmetu / pridelovalcu / na kmetiji	1	7.1%

*Warning: these figures indicate the number of cases found in the data file. They cannot be interpreted as summary statistics of the population of interest.*

### # PRF11B16: 16. mention

<b>Information</b>	[Type= continuous] [Format=numeric] [Range= 101292-105509] [Missing=*]
<b>Statistics [NW/ W]</b>	[Valid=11 /-] [Invalid=505 /-] [Mean=104520.909 /-] [StdDev=306.242 /-]
<b>Literal question</b>	16. mention

Value	Label	Cases	Percentage
101292	nikjer ve#	0	
104404	Mercator mala trgovina	0	
104405	Mercator velika trgovina	0	
104406	Spar/Interspar	0	
104407	Tuš	0	
104408	E.Leclerc	0	
104409	Hofer	0	
104410	Lidl	0	
104411	Eurospin	0	
104413	Jager	0	
104414	Fama	1	9.1%
104415	Klasek	0	
104416	Nama	0	
104417	Maxi	0	
104418	kmetijska zadruga	0	
104419	industrijska prodajalna (npr. Žito, Mlinotest, PP, ...)	1	9.1%
104420	tržnica	0	
104421	manjše trgovine, kioski s sadjem in zelenjavo	1	9.1%
104422	pekarna	0	
104423	mesnica	0	

**# PRF11B16: 16. mention**

Value	Label	Cases	Percentage
104424	ribarnica	0	
104425	trafika / kiosk	0	
104426	tujina	0	
104427	druge manjše trgovine	0	
104428	Mercator spletna trgovina	0	
104429	DM (Drogerie Markt)	0	
104430	Muller	1	9.1%
104431	Tuš drogerija	1	9.1%
104432	ostale drogerije	0	
104433	OMV Istrabenz	1	9.1%
104434	Petrol	3	27.3%
104436	ostale bencinske #rpalke	1	9.1%
104437	ostale trgovine VPIŠITE!	0	
105442	Agraria	0	
105444	MOL	1	9.1%
105509	pri kmetu / pridelovalcu / na kmetiji	0	

Warning: these figures indicate the number of cases found in the data file. They cannot be interpreted as summary statistics of the population of interest.

**# PRF11B17: 17. mention**

<b>Information</b>	[Type= continuous] [Format=numeric] [Range= 101292-105509] [Missing=*]
<b>Statistics [NW/ W]</b>	[Valid=6 /-] [Invalid=510 /-]
<b>Literal question</b>	17. mention

Value	Label	Cases	Percentage
101292	nikjer ve#	0	
104404	Mercator mala trgovina	0	
104405	Mercator velika trgovina	0	
104406	Spar/Interspar	0	
104407	Tuš	0	
104408	E.Leclerc	0	
104409	Hofer	0	
104410	Lidl	0	
104411	Eurospin	0	
104413	Jager	0	
104414	Fama	0	
104415	Klasek	0	
104416	Nama	0	
104417	Maxi	0	
104418	kmetijska zadruga	0	
104419	industrijska prodajalna (npr. Žito, Mlinotest, PP, ...)	0	
104420	tržnica	1	16.7%
104421	manjše trgovine, kioski s sadjem in zelenjavo	0	
104422	pekarna	0	
104423	mesnica	0	
104424	ribarnica	0	
104425	trafika / kiosk	0	

**# PRF11B17: 17. mention**

Value	Label	Cases	Percentage
104426	tujina	0	
104427	druge manjše trgovine	0	
104428	Mercator spletna trgovina	0	
104429	DM (Drogerie Markt)	0	
104430	Muller	0	
104431	Tuš drogerija	1	16.7%
104432	ostale drogerije	0	
104433	OMV Istrabenz	1	16.7%
104434	Petrol	2	33.3%
104436	ostale bencinske #rpalke	0	
104437	ostale trgovine VPIŠITE!	1	16.7%
105442	Agraria	0	
105444	MOL	0	
105509	pri kmetu / pridelovalcu / na kmetiji	0	

Warning: these figures indicate the number of cases found in the data file. They cannot be interpreted as summary statistics of the population of interest.

**# PRF11B18: 18. mention**

<b>Information</b>	[Type= continuous] [Format=numeric] [Range= 101292-105509] [Missing=*]
<b>Statistics [NW/ W]</b>	[Valid=3 /-] [Invalid=513 /-] [Mean=104770 /-] [StdDev=583.702 /-]
<b>Literal question</b>	18. mention

Value	Label	Cases	Percentage
101292	nikjer ve#	0	
104404	Mercator mala trgovina	0	
104405	Mercator velika trgovina	0	
104406	Spar/Interspar	0	
104407	Tuš	0	
104408	E.Leclerc	0	
104409	Hofer	0	
104410	Lidl	0	
104411	Eurospin	0	
104413	Jager	0	
104414	Fama	0	
104415	Klasek	0	
104416	Nama	0	
104417	Maxi	0	
104418	kmetijska zadruga	0	
104419	industrijska prodajalna (npr. Žito, Mlinotest, PP, ...)	0	
104420	tržnica	0	
104421	manjše trgovine, kioski s sadjem in zelenjavo	0	
104422	pekarna	0	
104423	mesnica	0	
104424	ribarnica	0	
104425	trafika / kiosk	0	
104426	tujina	0	
104427	druge manjše trgovine	0	

**# PRF11B18: 18. mention**

Value	Label	Cases	Percentage
104428	Mercator spletna trgovina	0	
104429	DM (Drogerie Markt)	0	
104430	Muller	0	
104431	Tuš drogerija	0	
104432	ostale drogerije	1	33.3%
104433	OMV Istrabenz	0	
104434	Petrol	1	33.3%
104436	ostale bencinske #rpalke	0	
104437	ostale trgovine VPIŠITE!	0	
105442	Agraria	0	
105444	MOL	1	33.3%
105509	pri kmetu / pridelovalcu / na kmetiji	0	

*Warning: these figures indicate the number of cases found in the data file. They cannot be interpreted as summary statistics of the population of interest.*

**# PRF11B19: 19. mention**

<b>Information</b>	[Type= continuous] [Format=numeric] [Range= 101292-105509] [Missing=*]
<b>Statistics [NW/ W]</b>	[Valid=2 /-] [Invalid=514 /-] [Mean=104971 /-] [StdDev=760.847 /-]
<b>Literal question</b>	19. mention

Value	Label	Cases	Percentage
101292	nikjer ve#	0	
104404	Mercator mala trgovina	0	
104405	Mercator velika trgovina	0	
104406	Spar/Interspar	0	
104407	Tuš	0	
104408	E.Leclerc	0	
104409	Hofer	0	
104410	Lidl	0	
104411	Eurospin	0	
104413	Jager	0	
104414	Fama	0	
104415	Klasek	0	
104416	Nama	0	
104417	Maxi	0	
104418	kmetijska zadruga	0	
104419	industrijska prodajalna (npr. Žito, Mlinotest, PP, ...)	0	
104420	tržnica	0	
104421	manjše trgovine, kioski s sadjem in zelenjavo	0	
104422	pekarna	0	
104423	mesnica	0	
104424	ribarnica	0	
104425	trafika / kiosk	0	
104426	tujina	0	
104427	druge manjše trgovine	0	
104428	Mercator spletna trgovina	0	
104429	DM (Drogerie Markt)	0	

**# PRF11B19: 19. mention**

Value	Label	Cases	Percentage
104430	Muller	0	
104431	Tuš drogerija	0	
104432	ostale drogerije	0	
104433	OMV Istrabenz	1	50.0%
104434	Petrol	0	
104436	ostale bencinske #rpalke	0	
104437	ostale trgovine VPIŠITE!	0	
105442	Agraria	0	
105444	MOL	0	
105509	pri kmetu / pridelovalcu / na kmetiji	1	50.0%

Warning: these figures indicate the number of cases found in the data file. They cannot be interpreted as summary statistics of the population of interest.

**# PRF11B20: 20. mention**

<b>Information</b>	[Type= continuous] [Format=numeric] [Range= 101292-105509] [Missing=*]
<b>Statistics [NW/ W]</b>	[Valid=2 /-] [Invalid=514 /-]
<b>Literal question</b>	20. mention

Value	Label	Cases	Percentage
101292	nikjer ve#	0	
104404	Mercator mala trgovina	0	
104405	Mercator velika trgovina	0	
104406	Spar/Interspar	0	
104407	Tuš	0	
104408	E.Leclerc	0	
104409	Hofer	0	
104410	Lidl	0	
104411	Eurospin	0	
104413	Jager	0	
104414	Fama	0	
104415	Klasek	0	
104416	Nama	0	
104417	Maxi	0	
104418	kmetijska zadruga	0	
104419	industrijska prodajalna (npr. Žito, Mlinotest, PP, ...)	1	50.0%
104420	tržnica	0	
104421	manjše trgovine, kioski s sadjem in zelenjavo	0	
104422	pekarna	0	
104423	mesnica	0	
104424	ribarnica	0	
104425	trafika / kiosk	0	
104426	tujina	0	
104427	druge manjše trgovine	0	
104428	Mercator spletna trgovina	0	
104429	DM (Drogerie Markt)	0	
104430	Muller	0	
104431	Tuš drogerija	0	

**# PRF11B20: 20. mention**

Value	Label	Cases	Percentage
104432	ostale drogerije	0	
104433	OMV Istrabenz	0	
104434	Petrol	1	50.0%
104436	ostale bencinske #rpalke	0	
104437	ostale trgovine VPIŠITE!	0	
105442	Agraria	0	
105444	MOL	0	
105509	pri kmetu / pridelovalcu / na kmetiji	0	

Warning: these figures indicate the number of cases found in the data file. They cannot be interpreted as summary statistics of the population of interest.

**# PRF11B21: 21. mention**

<b>Information</b>	[Type= continuous] [Format=numeric] [Range= 101292-105509] [Missing=*]
<b>Statistics [NW/ W]</b>	[Valid=1 /-] [Invalid=515 /-]
<b>Literal question</b>	21. mention

Value	Label	Cases	Percentage
101292	nikjer ve#	0	
104404	Mercator mala trgovina	0	
104405	Mercator velika trgovina	0	
104406	Spar/Interspar	0	
104407	Tuš	0	
104408	E.Leclerc	0	
104409	Hofer	0	
104410	Lidl	0	
104411	Eurospin	0	
104413	Jager	0	
104414	Fama	0	
104415	Klasek	0	
104416	Nama	0	
104417	Maxi	0	
104418	kmetijska zadruga	0	
104419	industrijska prodajalna (npr. Žito, Mlinotest, PP, ...)	0	
104420	tržnica	0	
104421	manjše trgovine, kioski s sadjem in zelenjavo	0	
104422	pekarna	0	
104423	mesnica	0	
104424	ribarnica	0	
104425	trafika / kiosk	0	
104426	tujina	0	
104427	druge manjše trgovine	0	
104428	Mercator spletna trgovina	0	
104429	DM (Drogerie Markt)	0	
104430	Muller	0	
104431	Tuš drogerija	0	
104432	ostale drogerije	0	
104433	OMV Istrabenz	0	

**# PRF11B21: 21. mention**

Value	Label	Cases	Percentage
104434	Petrol	0	
104436	ostale bencinske #rpalke	0	
104437	ostale trgovine VPIŠITE!	0	
105442	Agraria	0	
105444	MOL	1	100.0%
105509	pri kmetu / pridelovalcu / na kmetiji	0	

Warning: these figures indicate the number of cases found in the data file. They cannot be interpreted as summary statistics of the population of interest.

**# PRF11B\_Q: Kje še kupujete izdelke vsakodnevne potrošnje, kot so hrana, pija#a, kozmetika, #istila in ostali izdelki? - ostale trgovine VPIŠITE!**

<b>Information</b>	[Type= discrete] [Format=numeric] [Missing=*]
<b>Statistics [NW/ W]</b>	[Valid=0 /-] [Invalid=516 /-]
<b>Literal question</b>	Kje še kupujete izdelke vsakodnevne potrošnje, kot so hrana, pija#a, kozmetika, #istila in ostali izdelki? - ostale trgovine VPIŠITE!

Value	Label	Cases	Percentage
Sysmiss		516	

Warning: these figures indicate the number of cases found in the data file. They cannot be interpreted as summary statistics of the population of interest.

**# BENZ1\_1: 1. mention - Na katerih bencinskih servisih VSE to#ite gorivo? Vrtni red je pomemben. Ozna#ite najprej tisto, kjer to#ite NAJPOGOSTEJE, potem pa še OSTALA, kjer to#ite vsaj NEKAJKRAT LETNO.**

<b>Information</b>	[Type= continuous] [Format=numeric] [Range= 1-7] [Missing=* /99]
<b>Statistics [NW/ W]</b>	[Valid=489 /-] [Invalid=27 /-] [Mean=1.654 /-] [StdDev=1.102 /-]
<b>Literal question</b>	1. mention - Na katerih bencinskih servisih VSE to#ite gorivo? Vrtni red je pomemben. Ozna#ite najprej tisto, kjer to#ite NAJPOGOSTEJE, potem pa še OSTALA, kjer to#ite vsaj NEKAJKRAT LETNO.

Value	Label	Cases	Percentage
1	PETROL	292	59.7%
2	OMV	131	26.8%
3	MOL	44	9.0%
4	LOGO	5	1.0%
5	HOFER	7	1.4%
6	INA	2	0.4%
7	MAXEN (Mercator 24/7)	8	1.6%
99	nikoli ne to#im goriva	27	

Warning: these figures indicate the number of cases found in the data file. They cannot be interpreted as summary statistics of the population of interest.

**# BENZ1\_2: 2. mention**

<b>Information</b>	[Type= continuous] [Format=numeric] [Range= 1-7] [Missing=* /99]
<b>Statistics [NW/ W]</b>	[Valid=337 /-] [Invalid=179 /-]
<b>Literal question</b>	2. mention

Value	Label	Cases	Percentage
1	PETROL	105	31.2%
2	OMV	170	50.4%
3	MOL	40	11.9%
4	LOGO	3	0.9%
5	HOFER	5	1.5%
6	INA	3	0.9%



<b># BENZ1_2: 2. mention</b>			
<b>Value</b>	<b>Label</b>	<b>Cases</b>	<b>Percentage</b>
7	MAXEN (Mercator 24/7)	11	3.3%
99	nikoli ne to#im goriva	0	
<i>Warning: these figures indicate the number of cases found in the data file. They cannot be interpreted as summary statistics of the population of interest.</i>			
<b># BENZ1_3: 3. mention</b>			
<b>Information</b>	[Type= continuous] [Format=numeric] [Range= 1-7] [Missing=* /99]		
<b>Statistics [NW/ W]</b>	[Valid=132 /-] [Invalid=384 /-]		
<b>Literal question</b>	3. mention		
<b>Value</b>	<b>Label</b>	<b>Cases</b>	<b>Percentage</b>
1	PETROL	23	17.4%
2	OMV	40	30.3%
3	MOL	50	37.9%
4	LOGO	5	3.8%
5	HOFER	2	1.5%
6	INA	10	7.6%
7	MAXEN (Mercator 24/7)	2	1.5%
99	nikoli ne to#im goriva	0	
<i>Warning: these figures indicate the number of cases found in the data file. They cannot be interpreted as summary statistics of the population of interest.</i>			
<b># BENZ1_4: 4. mention</b>			
<b>Information</b>	[Type= continuous] [Format=numeric] [Range= 1-7] [Missing=* /99]		
<b>Statistics [NW/ W]</b>	[Valid=26 /-] [Invalid=490 /-]		
<b>Literal question</b>	4. mention		
<b>Value</b>	<b>Label</b>	<b>Cases</b>	<b>Percentage</b>
1	PETROL	2	7.7%
2	OMV	2	7.7%
3	MOL	8	30.8%
4	LOGO	3	11.5%
5	HOFER	0	
6	INA	8	30.8%
7	MAXEN (Mercator 24/7)	3	11.5%
99	nikoli ne to#im goriva	0	
<i>Warning: these figures indicate the number of cases found in the data file. They cannot be interpreted as summary statistics of the population of interest.</i>			
<b># BENZ1_5: 5. mention</b>			
<b>Information</b>	[Type= continuous] [Format=numeric] [Range= 1-7] [Missing=* /99]		
<b>Statistics [NW/ W]</b>	[Valid=5 /-] [Invalid=511 /-]		
<b>Literal question</b>	5. mention		
<b>Value</b>	<b>Label</b>	<b>Cases</b>	<b>Percentage</b>
1	PETROL	0	
2	OMV	0	
3	MOL	0	
4	LOGO	1	20.0%
5	HOFER	3	60.0%
6	INA	0	

<b># BENZ1_5: 5. mention</b>			
<b>Value</b>	<b>Label</b>	<b>Cases</b>	<b>Percentage</b>
7	MAXEN (Mercator 24/7)	1	20.0%
99	nikoli ne to#im goriva	0	
<i>Warning: these figures indicate the number of cases found in the data file. They cannot be interpreted as summary statistics of the population of interest.</i>			
<b># BENZ1_6: 6. mention</b>			
<b>Information</b>	[Type= continuous] [Format=numeric] [Range= 1-7] [Missing=* /99]		
<b>Statistics [NW/ W]</b>	[Valid=3 /-] [Invalid=513 /-]		
<b>Literal question</b>	6. mention		
<b>Value</b>	<b>Label</b>	<b>Cases</b>	<b>Percentage</b>
1	PETROL	0	
2	OMV	0	
3	MOL	0	
4	LOGO	1	33.3%
5	HOFER	0	
6	INA	1	33.3%
7	MAXEN (Mercator 24/7)	1	33.3%
99	nikoli ne to#im goriva	0	
<i>Warning: these figures indicate the number of cases found in the data file. They cannot be interpreted as summary statistics of the population of interest.</i>			
<b># BENZ1_7: 7. mention</b>			
<b>Information</b>	[Type= continuous] [Format=numeric] [Range= 1-7] [Missing=* /99]		
<b>Statistics [NW/ W]</b>	[Valid=1 /-] [Invalid=515 /-]		
<b>Literal question</b>	7. mention		
<b>Value</b>	<b>Label</b>	<b>Cases</b>	<b>Percentage</b>
1	PETROL	0	
2	OMV	0	
3	MOL	0	
4	LOGO	0	
5	HOFER	1	100.0%
6	INA	0	
7	MAXEN (Mercator 24/7)	0	
99	nikoli ne to#im goriva	0	
<i>Warning: these figures indicate the number of cases found in the data file. They cannot be interpreted as summary statistics of the population of interest.</i>			
<b># BENZ1_8: 8. mention</b>			
<b>Information</b>	[Type= continuous] [Format=numeric] [Range= 1-7] [Missing=* /99]		
<b>Statistics [NW/ W]</b>	[Valid=0 /-] [Invalid=516 /-]		
<b>Literal question</b>	8. mention		
<b>Value</b>	<b>Label</b>	<b>Cases</b>	<b>Percentage</b>
1	PETROL		
2	OMV		
3	MOL		
4	LOGO		
5	HOFER		
6	INA		

**# BENZ1\_8: 8. mention**

Value	Label	Cases	Percentage
7	MAXEN (Mercator 24/7)		
99	nikoli ne to#im goriva		

Warning: these figures indicate the number of cases found in the data file. They cannot be interpreted as summary statistics of the population of interest.

**# BENZ2\_1: 1. mention - Katera goriva VSE to#ite? Vrstni red je pomemben. Ozna#ite najprej tisto, ki ga to#ite NAJPOGOSTEJE, potem pa še OSTALA, ki jih to#ite vsaj NEKAJKRAT LETNO - upoštevajte TUDI ZIMSKO obdobje.**

<b>Information</b>	[Type= continuous] [Format=numeric] [Range= 11-999] [Missing=* /99]
<b>Statistics [NW/ W]</b>	[Valid=489 /-] [Invalid=27 /-] [Mean=17.916 /-] [StdDev=10.836 /-]
<b>Literal question</b>	1. mention - Katera goriva VSE to#ite? Vrstni red je pomemben. Ozna#ite najprej tisto, ki ga to#ite NAJPOGOSTEJE, potem pa še OSTALA, ki jih to#ite vsaj NEKAJKRAT LETNO - upoštevajte TUDI ZIMSKO obdobje.

Value	Label	Cases	Percentage
11	PETROL QMAX 95 bencin	171	35.0%
12	PETROL QMAX 100 bencin	8	1.6%
13	PETROL QMAX Diesel	132	27.0%
21	OMV MaxxMotion Diesel	19	3.9%
22	OMV Sprint Diesel	39	8.0%
23	OMV MaxxMotion 95 bencin	57	11.7%
24	OMV MaxxMotion 100Plus bencin	9	1.8%
31	EVO 100 Plus bencin	0	
32	EVO 95 bencin	16	3.3%
33	EVO DIESEL Plus diesel	3	0.6%
34	EVO DIESEL diesel	16	3.3%
41	LOGO B95 bencin	1	0.2%
42	LOGO B98 bencin	0	
43	LOGO D2 diesel	1	0.2%
51	HOFER Eurosuper 95 bencin	4	0.8%
52	HOFER Eurodiesel	4	0.8%
61	INA Eurosuper 95 bencin	1	0.2%
62	INA Eurosuper 98 bencin	0	
63	INA Eurodiesel	0	
71	MAXEN Eurosuper 95 bencin	4	0.8%
72	MAXEN Eurodiesel	4	0.8%
999	Avtoplin	0	

Warning: these figures indicate the number of cases found in the data file. They cannot be interpreted as summary statistics of the population of interest.

**# BENZ2\_2: 2. mention**

<b>Information</b>	[Type= continuous] [Format=numeric] [Range= 11-999] [Missing=* /99]
<b>Statistics [NW/ W]</b>	[Valid=285 /-] [Invalid=231 /-] [Mean=27.846 /-] [StdDev=82.541 /-]
<b>Literal question</b>	2. mention

Value	Label	Cases	Percentage
11	PETROL QMAX 95 bencin	59	20.7%
12	PETROL QMAX 100 bencin	12	4.2%
13	PETROL QMAX Diesel	37	13.0%
21	OMV MaxxMotion Diesel	26	9.1%
22	OMV Sprint Diesel	48	16.8%

### # BENZ2\_2: 2. mention

Value	Label	Cases	Percentage
23	OMV MaxxMotion 95 bencin	61	21.4%
24	OMV MaxxMotion 100Plus bencin	4	1.4%
31	EVO 100 Plus bencin	0	
32	EVO 95 bencin	14	4.9%
33	EVO DIESEL Plus diesel	2	0.7%
34	EVO DIESEL diesel	3	1.1%
41	LOGO B95 bencin	3	1.1%
42	LOGO B98 bencin	0	
43	LOGO D2 diesel	3	1.1%
51	HOFER Eurosuper 95 bencin	3	1.1%
52	HOFER Eurodiesel	1	0.4%
61	INA Eurosuper 95 bencin	1	0.4%
62	INA Eurosuper 98 bencin	0	
63	INA Eurodiesel	0	
71	MAXEN Eurosuper 95 bencin	3	1.1%
72	MAXEN Eurodiesel	3	1.1%
999	Avtoplin	2	0.7%

Warning: these figures indicate the number of cases found in the data file. They cannot be interpreted as summary statistics of the population of interest.

### # BENZ2\_3: 3. mention

<b>Information</b>	[Type= continuous] [Format=numeric] [Range= 11-999] [Missing=*/99]
<b>Statistics [NW/ W]</b>	[Valid=114 /-] [Invalid=402 /-] [Mean=28.43 /-] [StdDev=16.624 /-]
<b>Literal question</b>	3. mention

Value	Label	Cases	Percentage
11	PETROL QMAX 95 bencin	14	12.3%
12	PETROL QMAX 100 bencin	2	1.8%
13	PETROL QMAX Diesel	5	4.4%
21	OMV MaxxMotion Diesel	18	15.8%
22	OMV Sprint Diesel	15	13.2%
23	OMV MaxxMotion 95 bencin	20	17.5%
24	OMV MaxxMotion 100Plus bencin	4	3.5%
31	EVO 100 Plus bencin	1	0.9%
32	EVO 95 bencin	7	6.1%
33	EVO DIESEL Plus diesel	1	0.9%
34	EVO DIESEL diesel	8	7.0%
41	LOGO B95 bencin	0	
42	LOGO B98 bencin	0	
43	LOGO D2 diesel	2	1.8%
51	HOFER Eurosuper 95 bencin	1	0.9%
52	HOFER Eurodiesel	1	0.9%
61	INA Eurosuper 95 bencin	4	3.5%
62	INA Eurosuper 98 bencin	1	0.9%
63	INA Eurodiesel	4	3.5%
71	MAXEN Eurosuper 95 bencin	5	4.4%
72	MAXEN Eurodiesel	1	0.9%

**# BENZ2\_3: 3. mention**

Value	Label	Cases	Percentage
999	Avtoplin	0	

*Warning: these figures indicate the number of cases found in the data file. They cannot be interpreted as summary statistics of the population of interest.*

**# BENZ2\_4: 4. mention**

<b>Information</b>	[Type= continuous] [Format=numeric] [Range= 11-999] [Missing=*/99]
<b>Statistics [NW/ W]</b>	[Valid=41 /-] [Invalid=475 /-] [Mean=29.927 /-] [StdDev=17.849 /-]
<b>Literal question</b>	4. mention

Value	Label	Cases	Percentage
11	PETROL QMAX 95 bencin	3	7.3%
12	PETROL QMAX 100 bencin	2	4.9%
13	PETROL QMAX Diesel	1	2.4%
21	OMV MaxxMotion Diesel	9	22.0%
22	OMV Sprint Diesel	4	9.8%
23	OMV MaxxMotion 95 bencin	8	19.5%
24	OMV MaxxMotion 100Plus bencin	3	7.3%
31	EVO 100 Plus bencin	0	
32	EVO 95 bencin	0	
33	EVO DIESEL Plus diesel	1	2.4%
34	EVO DIESEL diesel	0	
41	LOGO B95 bencin	0	
42	LOGO B98 bencin	0	
43	LOGO D2 diesel	1	2.4%
51	HOFER Eurosuper 95 bencin	0	
52	HOFER Eurodiesel	3	7.3%
61	INA Eurosuper 95 bencin	1	2.4%
62	INA Eurosuper 98 bencin	1	2.4%
63	INA Eurodiesel	2	4.9%
71	MAXEN Eurosuper 95 bencin	1	2.4%
72	MAXEN Eurodiesel	1	2.4%
999	Avtoplin	0	

*Warning: these figures indicate the number of cases found in the data file. They cannot be interpreted as summary statistics of the population of interest.*

**# BENZ2\_5: 5. mention**

<b>Information</b>	[Type= continuous] [Format=numeric] [Range= 11-999] [Missing=*/99]
<b>Statistics [NW/ W]</b>	[Valid=15 /-] [Invalid=501 /-] [Mean=31.533 /-] [StdDev=18.454 /-]
<b>Literal question</b>	5. mention

Value	Label	Cases	Percentage
11	PETROL QMAX 95 bencin	2	13.3%
12	PETROL QMAX 100 bencin	1	6.7%
13	PETROL QMAX Diesel	0	
21	OMV MaxxMotion Diesel	0	
22	OMV Sprint Diesel	2	13.3%
23	OMV MaxxMotion 95 bencin	1	6.7%
24	OMV MaxxMotion 100Plus bencin	0	
31	EVO 100 Plus bencin	1	6.7%

### # BENZ2\_5: 5. mention

Value	Label	Cases	Percentage
32	EVO 95 bencin	2	13.3%
33	EVO DIESEL Plus diesel	3	20.0%
34	EVO DIESEL diesel	1	6.7%
41	LOGO B95 bencin	0	
42	LOGO B98 bencin	0	
43	LOGO D2 diesel	0	
51	HOFER Eurosuper 95 bencin	0	
52	HOFER Eurodiesel	0	
61	INA Eurosuper 95 bencin	0	
62	INA Eurosuper 98 bencin	0	
63	INA Eurodiesel	0	
71	MAXEN Eurosuper 95 bencin	0	
72	MAXEN Eurodiesel	2	13.3%
999	Avtoplin	0	

Warning: these figures indicate the number of cases found in the data file. They cannot be interpreted as summary statistics of the population of interest.

### # BENZ2\_6: 6. mention

<b>Information</b>	[Type= continuous] [Format=numeric] [Range= 11-999] [Missing=*/99]
<b>Statistics [NW/ W]</b>	[Valid=7 /-] [Invalid=509 /-] [Mean=28.143 /-] [StdDev=15.731 /-]
<b>Literal question</b>	6. mention

Value	Label	Cases	Percentage
11	PETROL QMAX 95 bencin	0	
12	PETROL QMAX 100 bencin	1	14.3%
13	PETROL QMAX Diesel	0	
21	OMV MaxxMotion Diesel	1	14.3%
22	OMV Sprint Diesel	0	
23	OMV MaxxMotion 95 bencin	2	28.6%
24	OMV MaxxMotion 100Plus bencin	1	14.3%
31	EVO 100 Plus bencin	0	
32	EVO 95 bencin	0	
33	EVO DIESEL Plus diesel	1	14.3%
34	EVO DIESEL diesel	0	
41	LOGO B95 bencin	0	
42	LOGO B98 bencin	0	
43	LOGO D2 diesel	0	
51	HOFER Eurosuper 95 bencin	0	
52	HOFER Eurodiesel	0	
61	INA Eurosuper 95 bencin	1	14.3%
62	INA Eurosuper 98 bencin	0	
63	INA Eurodiesel	0	
71	MAXEN Eurosuper 95 bencin	0	
72	MAXEN Eurodiesel	0	
999	Avtoplin	0	

Warning: these figures indicate the number of cases found in the data file. They cannot be interpreted as summary statistics of the population of interest.

**# BENZ2\_7: 7. mention****Information** [Type= continuous] [Format=numeric] [Range= 11-999] [Missing=\*/99]**Statistics [NW/ W]** [Valid=4 /-] [Invalid=512 /-] [Mean=31.5 /-] [StdDev=16.34 /-]**Literal question** 7. mention

Value	Label	Cases	Percentage
11	PETROL QMAX 95 bencin	1	25.0%
12	PETROL QMAX 100 bencin	0	
13	PETROL QMAX Diesel	0	
21	OMV MaxxMotion Diesel	0	
22	OMV Sprint Diesel	0	
23	OMV MaxxMotion 95 bencin	0	
24	OMV MaxxMotion 100Plus bencin	0	
31	EVO 100 Plus bencin	0	
32	EVO 95 bencin	2	50.0%
33	EVO DIESEL Plus diesel	0	
34	EVO DIESEL diesel	0	
41	LOGO B95 bencin	0	
42	LOGO B98 bencin	0	
43	LOGO D2 diesel	0	
51	HOFER Eurosuper 95 bencin	1	25.0%
52	HOFER Eurodiesel	0	
61	INA Eurosuper 95 bencin	0	
62	INA Eurosuper 98 bencin	0	
63	INA Eurodiesel	0	
71	MAXEN Eurosuper 95 bencin	0	
72	MAXEN Eurodiesel	0	
999	Avtoplin	0	

*Warning: these figures indicate the number of cases found in the data file. They cannot be interpreted as summary statistics of the population of interest.***# BENZ2\_8: 8. mention****Information** [Type= continuous] [Format=numeric] [Range= 11-999] [Missing=\*/99]**Statistics [NW/ W]** [Valid=2 /-] [Invalid=514 /-]**Literal question** 8. mention

Value	Label	Cases	Percentage
11	PETROL QMAX 95 bencin	0	
12	PETROL QMAX 100 bencin	0	
13	PETROL QMAX Diesel	0	
21	OMV MaxxMotion Diesel	0	
22	OMV Sprint Diesel	0	
23	OMV MaxxMotion 95 bencin	0	
24	OMV MaxxMotion 100Plus bencin	0	
31	EVO 100 Plus bencin	1	50.0%
32	EVO 95 bencin	0	
33	EVO DIESEL Plus diesel	0	
34	EVO DIESEL diesel	0	
41	LOGO B95 bencin	1	50.0%
42	LOGO B98 bencin	0	

**# BENZ2\_8: 8. mention**

Value	Label	Cases	Percentage
43	LOGO D2 diesel	0	
51	HOFER Eurosuper 95 bencin	0	
52	HOFER Eurodiesel	0	
61	INA Eurosuper 95 bencin	0	
62	INA Eurosuper 98 bencin	0	
63	INA Eurodiesel	0	
71	MAXEN Eurosuper 95 bencin	0	
72	MAXEN Eurodiesel	0	
999	Avtoplin	0	

*Warning: these figures indicate the number of cases found in the data file. They cannot be interpreted as summary statistics of the population of interest.*

**# BENZ2\_9: 9. mention**

<b>Information</b>	[Type= continuous] [Format=numeric] [Range= 11-999] [Missing=*/99]
<b>Statistics [NW/ W]</b>	[Valid=2 /-] [Invalid=514 /-] [Mean=37.5 /-] [StdDev=19.092 /-]
<b>Literal question</b>	9. mention

Value	Label	Cases	Percentage
11	PETROL QMAX 95 bencin	0	
12	PETROL QMAX 100 bencin	0	
13	PETROL QMAX Diesel	0	
21	OMV MaxxMotion Diesel	0	
22	OMV Sprint Diesel	0	
23	OMV MaxxMotion 95 bencin	0	
24	OMV MaxxMotion 100Plus bencin	1	50.0%
31	EVO 100 Plus bencin	0	
32	EVO 95 bencin	0	
33	EVO DIESEL Plus diesel	0	
34	EVO DIESEL diesel	0	
41	LOGO B95 bencin	0	
42	LOGO B98 bencin	0	
43	LOGO D2 diesel	0	
51	HOFER Eurosuper 95 bencin	1	50.0%
52	HOFER Eurodiesel	0	
61	INA Eurosuper 95 bencin	0	
62	INA Eurosuper 98 bencin	0	
63	INA Eurodiesel	0	
71	MAXEN Eurosuper 95 bencin	0	
72	MAXEN Eurodiesel	0	
999	Avtoplin	0	

*Warning: these figures indicate the number of cases found in the data file. They cannot be interpreted as summary statistics of the population of interest.*

**# BENZ2\_10: 10. mention**

<b>Information</b>	[Type= continuous] [Format=numeric] [Range= 11-999] [Missing=*/99]
<b>Statistics [NW/ W]</b>	[Valid=1 /-] [Invalid=515 /-]
<b>Literal question</b>	10. mention



**# BENZ2\_10: 10. mention**

Value	Label	Cases	Percentage
11	PETROL QMAX 95 bencin	0	
12	PETROL QMAX 100 bencin	1	100.0%
13	PETROL QMAX Diesel	0	
21	OMV MaxxMotion Diesel	0	
22	OMV Sprint Diesel	0	
23	OMV MaxxMotion 95 bencin	0	
24	OMV MaxxMotion 100Plus bencin	0	
31	EVO 100 Plus bencin	0	
32	EVO 95 bencin	0	
33	EVO DIESEL Plus diesel	0	
34	EVO DIESEL diesel	0	
41	LOGO B95 bencin	0	
42	LOGO B98 bencin	0	
43	LOGO D2 diesel	0	
51	HOFER Eurosuper 95 bencin	0	
52	HOFER Eurodiesel	0	
61	INA Eurosuper 95 bencin	0	
62	INA Eurosuper 98 bencin	0	
63	INA Eurodiesel	0	
71	MAXEN Eurosuper 95 bencin	0	
72	MAXEN Eurodiesel	0	
999	Avtoplin	0	

Warning: these figures indicate the number of cases found in the data file. They cannot be interpreted as summary statistics of the population of interest.

**# NETUSE: Pogostost uporabe interneta**

<b>Information</b>	[Type= continuous] [Format=numeric] [Range= 1-5] [Missing=*/98]
<b>Statistics [NW/ W]</b>	[Valid=516 /-] [Invalid=0 /-]
<b>Literal question</b>	Pogostost uporabe interneta

Value	Label	Cases	Percentage
1	vsak dan	472	91.5%
2	skoraj vsak dan	41	7.9%
3	vsaj enkrat na teden	3	0.6%
4	vsaj enkrat na mesec	0	
5	manj kot enkrat na mesec	0	
98	ne želim odgovoriti	0	

Warning: these figures indicate the number of cases found in the data file. They cannot be interpreted as summary statistics of the population of interest.

**# BUY0: Spletni nakup**

<b>Information</b>	[Type= continuous] [Format=numeric] [Range= 1-7] [Missing=*]
<b>Statistics [NW/ W]</b>	[Valid=516 /-] [Invalid=0 /-]
<b>Literal question</b>	Spletni nakup

Value	Label	Cases	Percentage
1	ve#krat mese#no	77	14.9%
2	vsaj enkrat mese#no	122	23.6%
3	vsaj enkrat na 3 mesece	122	23.6%

<b># BUY0: Spletni nakup</b>			
Value	Label	Cases	Percentage
4	vsaj enkrat v pol leta	64	12.4%
5	vsaj enkrat letno	28	5.4%
6	redkeje	53	10.3%
7	ne kupujem prek spleta	50	9.7%
<i>Warning: these figures indicate the number of cases found in the data file. They cannot be interpreted as summary statistics of the population of interest.</i>			
<b># LIFE2X: Teško si privošim izostanek z dela. - Spodaj je trditev, ki se nanaša na vaš življenjski stil in nakupne navade. Prosim ocenite ali trditev za vas "večinoma drži" ali "večinoma ne drži"?</b>			
<b>Information</b>	[Type= continuous] [Format=numeric] [Range= 1-2] [Missing=*]		
<b>Statistics [NW/ W]</b>	[Valid=303 /-] [Invalid=213 /-]		
<b>Literal question</b>	Teško si privošim izostanek z dela. - Spodaj je trditev, ki se nanaša na vaš življenjski stil in nakupne navade. Prosim ocenite ali trditev za vas "večinoma drži" ali "večinoma ne drži"?		
Value	Label	Cases	Percentage
1	1 - bolj ne velja	118	38.9%
2	2 - bolj velja	185	61.1%
<i>Warning: these figures indicate the number of cases found in the data file. They cannot be interpreted as summary statistics of the population of interest.</i>			
<b># LIFE1_1: Sem v trendu - Spodaj sta navedeni osebni lastnosti, ki lahko, ali pa tudi ne opisujeta vašo osebnost. Pri vsaki izmed njih označite, ali bolj velja ali bolj ne velja za vas osebno.</b>			
<b>Information</b>	[Type= continuous] [Format=numeric] [Range= 1-5] [Missing=*]		
<b>Statistics [NW/ W]</b>	[Valid=516 /-] [Invalid=0 /-]		
<b>Literal question</b>	Sem v trendu - Spodaj sta navedeni osebni lastnosti, ki lahko, ali pa tudi ne opisujeta vašo osebnost. Pri vsaki izmed njih označite, ali bolj velja ali bolj ne velja za vas osebno.		
Value	Label	Cases	Percentage
1	1 - sploh ne velja	31	6.0%
2	2	31	6.0%
3	3 - niti, niti	288	55.8%
4	4	122	23.6%
5	5 - popolnoma velja	44	8.5%
<i>Warning: these figures indicate the number of cases found in the data file. They cannot be interpreted as summary statistics of the population of interest.</i>			
<b># LIFE1_2: Sem aktiven - Spodaj sta navedeni osebni lastnosti, ki lahko, ali pa tudi ne opisujeta vašo osebnost. Pri vsaki izmed njih označite, ali bolj velja ali bolj ne velja za vas osebno.</b>			
<b>Information</b>	[Type= continuous] [Format=numeric] [Range= 1-5] [Missing=*]		
<b>Statistics [NW/ W]</b>	[Valid=516 /-] [Invalid=0 /-]		
<b>Literal question</b>	Sem aktiven - Spodaj sta navedeni osebni lastnosti, ki lahko, ali pa tudi ne opisujeta vašo osebnost. Pri vsaki izmed njih označite, ali bolj velja ali bolj ne velja za vas osebno.		
Value	Label	Cases	Percentage
1	1 - sploh ne velja	10	1.9%
2	2	22	4.3%
3	3 - niti, niti	136	26.4%
4	4	229	44.4%
5	5 - popolnoma velja	119	23.1%
<i>Warning: these figures indicate the number of cases found in the data file. They cannot be interpreted as summary statistics of the population of interest.</i>			
<b># LIFE3: Koliko ur tedensko v povprečju namenite delu v službi?</b>			
<b>Information</b>	[Type= continuous] [Format=numeric] [Range= 0-80] [Missing=*/98]		
<b>Statistics [NW/ W]</b>	[Valid=289 /-] [Invalid=227 /-] [Mean=40.758 /-] [StdDev=12.086 /-]		

<b># LIFE3: Koliko ur tedensko v povprečju namenite delu v službi?</b>			
<b>Literal question</b>		Koliko ur tedensko v povprečju namenite delu v službi?	
Value	Label	Cases	Percentage
98	ne želim odgovoriti	14	
<i>Warning: these figures indicate the number of cases found in the data file. They cannot be interpreted as summary statistics of the population of interest.</i>			
<b># VEU19UD: Ali ste se udeležili volitev v Evropski parlament, ki so bile 26.maja 2019?</b>			
<b>Information</b>		[Type= continuous] [Format=numeric] [Range= 1-2] [Missing=*]	
<b>Statistics [NW/ W]</b>		[Valid=516 /-] [Invalid=0 /-]	
<b>Literal question</b>		Ali ste se udeležili volitev v Evropski parlament, ki so bile 26.maja 2019?	
Value	Label	Cases	Percentage
1	Da	310	60.1%
2	Ne	206	39.9%
<i>Warning: these figures indicate the number of cases found in the data file. They cannot be interpreted as summary statistics of the population of interest.</i>			
<b># VEU19STR: Zaupajte nam prosim, za katero listo ste glasovali?</b>			
<b>Information</b>		[Type= continuous] [Format=numeric] [Range= 2-62] [Missing=*/998/999]	
<b>Statistics [NW/ W]</b>		[Valid=269 /-] [Invalid=247 /-] [Mean=24.32 /-] [StdDev=16.396 /-]	
<b>Literal question</b>		Zaupajte nam prosim, za katero listo ste glasovali?	
Value	Label	Cases	Percentage
2	13. DeSUS - DEMOKRATI#NA STRANKA UPOKOJENCEV SLOVENIJEIgor	9	3.3%
7	8. NOVA SLOVENIJA - KRŠ#ANSKI DEMOKRATILjudmila Novak, Jože	21	7.8%
10	11. SOCIALNI DEMOKRATI - SDTanja Fajon, Matjaž Nemeč, Domin	53	19.7%
11	9. SLOVENSKA DEMOKRATSKA STRANKA - SDS in SLOVENSKA LJUDSKA	45	16.7%
15	5. SLOVENSKA NACIONALNA STRANKA - SNSZmago Jelin#i# Plemeni	9	3.3%
20	3. ZELENI SLOVENIJEgorazd Pretnar, Nada Pavšer, Mirko Brni#	4	1.5%
30	14. STRANKA ALENKE BRATUŠEKAngelika Mlinar, Jernej Pavli#,	18	6.7%
32	1. SMC - STRANKA MODERNEGA CENTRAGregor Peri#, Helena Cvikl	17	6.3%
34	12. LEVICAVioleta Tomi#, Aleksander Sašo Sla#ek Brlek, Ana	26	9.7%
43	4. DD - DOBRA DRŽAVAPeter Golob, Natalija Tripkovi#, Smilja	2	0.7%
45	7. LISTA MARJANA ŠARCAIrena Joveva, Klemen Grošelj, Edis Ru	55	20.4%
60	2. ZSI - GIBANJE ZEDINJENA SLOVENIJAAndrej Šiško, Anica Bid	4	1.5%
61	6. POVEŽIMO SEUrsa Zgojznik, Boštjan Tav#ar, Josip Rotar, M	4	1.5%
62	10. DOM - DOMOVINSKA LIGABernard Brš#i#, Lucija Šikovec Uša	2	0.7%
998	ne želim odgovoriti	37	
999	ODDAL-A SEMPRAZEN/NEVELJAVEN LISTI#	4	
<i>Warning: these figures indicate the number of cases found in the data file. They cannot be interpreted as summary statistics of the population of interest.</i>			
<b># VSI18UD: Ali ste se udeležili volitev v Državni zbor 3. junija 2018?</b>			
<b>Information</b>		[Type= continuous] [Format=numeric] [Range= 1-2] [Missing=*]	
<b>Statistics [NW/ W]</b>		[Valid=516 /-] [Invalid=0 /-]	

**# VSI18UD: Ali ste se udeležili volitev v Državni zbor 3. junija 2018?**

<b>Literal question</b>	Ali ste se udeležili volitev v Državni zbor 3. junija 2018?		
<b>Value</b>	<b>Label</b>	<b>Cases</b>	<b>Percentage</b>
1	Da	386	74.8%
2	Ne	130	25.2%

*Warning: these figures indicate the number of cases found in the data file. They cannot be interpreted as summary statistics of the population of interest.*

**# VSI18STR: Koga ste obkrožili?**

<b>Information</b>	[Type= continuous] [Format=numeric] [Range= 2-4852] [Missing=*/998/999]
<b>Statistics [NW/ W]</b>	[Valid=320 /-] [Invalid=196 /-] [Mean=96.741 /-] [StdDev=566.085 /-]
<b>Literal question</b>	Koga ste obkrožili?

Value	Label	Cases	Percentage
2	DESUS - DEMOKRATI#NA STRANKA UPOKOJENCEV SLOVENIJE	7	2.2%
7	NSI - NOVA SLOVENIJA - KRŠ#ANSKI DEMOKRATI	21	6.6%
10	SD - SOCIALNI DEMOKRATI	35	10.9%
11	SDS - SLOVENSKA DEMOKRATSKA STRANKA	59	18.4%
13	SLS - SLOVENSKA LJUDSKA STRANKA	7	2.2%
15	SNS - SLOVENSKA NACIONALNA STRANKA	13	4.1%
30	STRANKA ALENKE BRATUŠEK	20	6.2%
32	SMC - STRANKA MODERNEGA CENTRA	23	7.2%
34	LEVICA	46	14.4%
36	PIRATSKA STRANKA SLOVENIJE	7	2.2%
43	DD - DOBRA DRŽAVA	7	2.2%
44	LISTA NOVINARJA BOJANA POŽARJA	6	1.9%
45	LMŠ - LISTA MARJANA ŠARCA	52	16.2%
46	ANDREJ #UŠ IN ZELENi SLOVENIJE	2	0.6%
49	ZSI - GIBANJE ZEDINJENA SLOVENIJA	1	0.3%
50	RESET - REŠIMO SLOVENIJO ELITE IN TAJKUNOV	2	0.6%
51	SOLIDARNOST, ZA PRAVI#NO DRUŽBO	1	0.3%
53	GIBANJESKUPAJNAPREJ	2	0.6%
54	ZA ZDRAVO DRUŽBO	4	1.2%
56	GAS - GOSPODARSKO AKTIVNA STRANKA	0	
57	NAPREJ SLOVENIJA	0	
58	SOCIALISTI#NA PARTIJA SLOVENIJE	0	
59	SSN - STRANKA SLOVENSKEGA NARODA	0	
4142	KANGLER & PRIMC ZDRUŽENA DESNICA - GLAS ZA OTROKE IN DRUŽINE	2	0.6%
4852	ZDRUŽENA LEVICA IN SLOGA (ZDRUŽENA LEVICA - DEMOKRATI#NA STR	3	0.9%
998	ne želim odgovoriti	61	
999	ODDAL-A SEMPRAZEN/NEVELJAVEN LISTI#	5	

*Warning: these figures indicate the number of cases found in the data file. They cannot be interpreted as summary statistics of the population of interest.*

**# VPR17UD: Ali ste se udeležili prvega kroga volitev za predsednika republike, ki so potekale v 22. oktobra 2017?**

<b>Information</b>	[Type= continuous] [Format=numeric] [Range= 1-2] [Missing=*]
<b>Statistics [NW/ W]</b>	[Valid=516 /-] [Invalid=0 /-]
<b>Literal question</b>	Ali ste se udeležili prvega kroga volitev za predsednika republike, ki so potekale v 22. oktobra 2017?

**# VPR17UD: Ali ste se udeležili prvega kroga volitev za predsednika republike, ki so potekale v 22. oktobra 2017?**

Value	Label	Cases	Percentage
1	da	371	71.9%
2	ne	145	28.1%

Warning: these figures indicate the number of cases found in the data file. They cannot be interpreted as summary statistics of the population of interest.

**# VPR17K1: Nam prosim zaupate, za koga ste glasovali v prvem krogu predsedniških volitev 22. oktobra 2017?**

<b>Information</b>	[Type= continuous] [Format=numeric] [Range= 1-9] [Missing=*/98/99]
<b>Statistics [NW/ W]</b>	[Valid=310 /-] [Invalid=206 /-] [Mean=6.6 /-] [StdDev=1.356 /-]
<b>Literal question</b>	Nam prosim zaupate, za koga ste glasovali v prvem krogu predsedniških volitev 22. oktobra 2017?

Value	Label	Cases	Percentage
1	1. Suzana Lara Krause	3	1.0%
2	2. Angelca Likovi#	2	0.6%
3	3. Maja Makovec Bren#i#	7	2.3%
4	4. Boris Popovi#	9	2.9%
5	5. Andrej Šiško	10	3.2%
6	6. Marjan Šarec	95	30.6%
7	7. Borut Pahor	139	44.8%
8	8. Ljudmila Novak	16	5.2%
9	9. Romana Tomc	29	9.4%
98	ne želim odgovoriti	55	
99	oddal sem neveljavno glasovnico	6	

Warning: these figures indicate the number of cases found in the data file. They cannot be interpreted as summary statistics of the population of interest.

**# VPR17UD2: Ali ste se udeležili DRUGEGA kroga volitev za predsednika republike, ki so potekale v 12. novembra 2017?**

<b>Information</b>	[Type= continuous] [Format=numeric] [Range= 1-2] [Missing=*]
<b>Statistics [NW/ W]</b>	[Valid=516 /-] [Invalid=0 /-]
<b>Literal question</b>	Ali ste se udeležili DRUGEGA kroga volitev za predsednika republike, ki so potekale v 12. novembra 2017?

Value	Label	Cases	Percentage
1	da	342	66.3%
2	ne	174	33.7%

Warning: these figures indicate the number of cases found in the data file. They cannot be interpreted as summary statistics of the population of interest.

**# VPR17K2: Nam prosim zaupate, za koga ste glasovali v drugem krogu predsedniških volitev 12. novembra 2017?**

<b>Information</b>	[Type= continuous] [Format=numeric] [Range= 6-7] [Missing=*/98/99]
<b>Statistics [NW/ W]</b>	[Valid=287 /-] [Invalid=229 /-] [Mean=6.578 /-] [StdDev=0.495 /-]
<b>Literal question</b>	Nam prosim zaupate, za koga ste glasovali v drugem krogu predsedniških volitev 12. novembra 2017?

Value	Label	Cases	Percentage
6	Marjan Šarec	121	42.2%
7	Borut Pahor	166	57.8%
98	ne želim odgovoriti	48	
99	oddal sem neveljavno glasovnico	7	

Warning: these figures indicate the number of cases found in the data file. They cannot be interpreted as summary statistics of the population of interest.

<b># CK013: V politiki se v#asih govori o levici in desnici. Kam bi vi uvrstili sami sebe?</b>			
<b>Information</b>	[Type= continuous] [Format=numeric] [Range= 1-2] [Missing=*]		
<b>Statistics [NW/ W]</b>	[Valid=516 /-] [Invalid=0 /-]		
<b>Literal question</b>	V politiki se v#asih govori o levici in desnici. Kam bi vi uvrstili sami sebe?		
<b>Value</b>	<b>Label</b>	<b>Cases</b>	<b>Percentage</b>
1	levica oziroma leva-sredina	320	62.0%
2	desnica oziroma desna-sredina	196	38.0%
<i>Warning: these figures indicate the number of cases found in the data file. They cannot be interpreted as summary statistics of the population of interest.</i>			
<b># VOL_VE: Volilna ENOTA Slovenija</b>			
<b>Information</b>	[Type= continuous] [Format=numeric] [Range= 1-8] [Missing=*]		
<b>Statistics [NW/ W]</b>	[Valid=516 /-] [Invalid=0 /-]		
<b>Literal question</b>	Volilna ENOTA Slovenija		
<b>Value</b>	<b>Label</b>	<b>Cases</b>	<b>Percentage</b>
1	1. volilna enota - KRANJ	62	12.0%
2	2. volilna enota - POSTOJNA	63	12.2%
3	3. volilna enota - LJUBLJANA CENTER	58	11.2%
4	4. volilna enota - LJUBLJANA BEŽIGRAD	74	14.3%
5	5. volilna enota - CELJE	65	12.6%
6	6. volilna enota - NOVO MESTO	64	12.4%
7	7. volilna enota - MARIBOR	76	14.7%
8	8. volilna enota - PTUJ	54	10.5%
<i>Warning: these figures indicate the number of cases found in the data file. They cannot be interpreted as summary statistics of the population of interest.</i>			
<b># VOL_VO: Volilni OKRAJ Slovenija</b>			
<b>Information</b>	[Type= continuous] [Format=numeric] [Range= 1-11] [Missing=*]		
<b>Statistics [NW/ W]</b>	[Valid=516 /-] [Invalid=0 /-]		
<b>Literal question</b>	Volilni OKRAJ Slovenija		
<b>Value</b>	<b>Label</b>	<b>Cases</b>	<b>Percentage</b>
1	1. volilni okraj	53	10.3%
2	2. volilni okraj	41	7.9%
3	3. volilni okraj	36	7.0%
4	4. volilni okraj	56	10.9%
5	5. volilni okraj	58	11.2%
6	6. volilni okraj	49	9.5%
7	7. volilni okraj	35	6.8%
8	8. volilni okraj	56	10.9%
9	9. volilni okraj	48	9.3%
10	10. volilni okraj	41	7.9%
11	11. volilni okraj	43	8.3%
<i>Warning: these figures indicate the number of cases found in the data file. They cannot be interpreted as summary statistics of the population of interest.</i>			
<b># VOL_LJ: V katero volilno enoto spada prebivali#e / stanovanje kjer volite?</b>			
<b>Information</b>	[Type= continuous] [Format=numeric] [Range= 3-4] [Missing=*]		
<b>Statistics [NW/ W]</b>	[Valid=3 /-] [Invalid=513 /-]		
<b>Literal question</b>	V katero volilno enoto spada prebivali#e / stanovanje kjer volite?		

**# VOL\_LJ: V katero volilno enoto spada prebivali#e / stanovanje kjer volite?**

Value	Label	Cases	Percentage
3	3. volilna enota Ljubljana CENTER (Ljubljana Center, Ljubljana)	0	
4	4. volilna enota Ljubljana BEŽIGRAD (Ljubljana Bežigrad, Ljubljana)	3	100.0%

*Warning: these figures indicate the number of cases found in the data file. They cannot be interpreted as summary statistics of the population of interest.*

**# VOL\_VOA: Prosim ozna#ite, v kateri volilni okraj spada prebivali#e / stanovanje kjer volite?**

<b>Information</b>	[Type= continuous] [Format=numeric] [Range= 102-5005] [Missing=*]
<b>Statistics [NW/ W]</b>	[Valid=7 /-] [Invalid=509 /-] [Mean=435.429 /-] [StdDev=205.252 /-]
<b>Literal question</b>	Prosim ozna#ite, v kateri volilni okraj spada prebivali#e / stanovanje kjer volite?

Value	Label	Cases	Percentage
102	2. volilni okraj Radovljica (Bohinjska Bistrica, Bohinjska B)	0	
103	3. volilni okraj Radovljica (Kamna Gorica, Begunje na Gorenj)	0	
104	4. volilni okraj Kranj (Kranj Primskovo, Kranj Vodovodni sto)	0	
105	5. volilni okraj Kranj (Kranj Planina, Kranj Huje, Kranj Gor)	0	
106	6. volilni okraj Kranj (Naklo, Grad, Šenturška Gora, Poženik)	1	14.3%
303	3. volilni okraj Ljubljana (Velike Laš#e, Rob, Turjak, Želim)	0	
304	4. volilni okraj Ljubljana (Peruzzi, Rudnik, Zeleni log, Gal)	0	
305	5. volilni okraj Ljubljana (Kolezija, Murgle, Stane Sever, M)	0	
306	6. volilni okraj Ljubljana (Brezovica, Kozarje, Brdo, #rni V)	0	
307	7. volilni okraj Ljubljana (Gradiš#e, Trg osvoboditve, Ajdov)	0	
308	8. volilni okraj Ljubljana (Milan Majcen, Hinko Smrekar, Na)	0	
309	9. volilni okraj Ljubljana (Komandanta Staneta II, Koseze, L)	0	
310	10. volilni okraj Ljubljana (Dolomitskega odreda, Bratov Bab)	0	
311	11. volilni okraj Ljubljana (Bukovica-Šinkov Turn, Gameljne,	0	
405	5. volilni okraj Ljubljana (Besnica, Dolsko, Klopce, Lipogla)	0	
406	6. volilni okraj Ljubljana (Nove Fužine, Soto#je, Štepanja v	0	
407	7. volilni okraj Ljubljana (Šmartno, Zadobrova, Dušan Kveder)	2	28.6%
408	8. volilni okraj Ljubljana (Dol, Beri#evo, Šentjakob- Podgor)	0	
409	9. volilni okraj Ljubljana (Boris Zihlerl, Miran Jarc, Stadio)	1	14.3%
410	10. volilni okraj Domžale (Trojane, Blagovica, Pe#e, Velika)	1	14.3%
411	11. volilni okraj Domžale (Jarše-Rodica, Mengeš, Preserje, T)	0	
502	2. volilni okraj Celje (Svetina, Teharje, Štore, Ljube#na, V)	0	
503	3. volilni okraj Celje (Trnovlje pri Celju, Nova vas, Gaberj)	0	
504	4. volilni okraj Žalec (Galicija, Vinska Gora, Ponikva pri Ž)	1	14.3%
505	5. volilni okraj Žalec (Liboje, Petrov#e, Griže, Šeš#e pri P)	0	
507	7. volilni okraj Velenje (Šentilj, Bev#e, Gorica, Velenje Ša)	0	
508	8. volilni okraj Velenje (Velenje Center desni breg, Podkraj)	0	
602	2. volilni okraj Novo mesto (Bela cerkev, Bir#na vas, Brusni)	0	
603	3. volilni okraj Novo mesto (Bršljin, Bu#na vas, Center, Drs)	0	
705	5. volilni okraj Maribor (Reka Pohorje, Fram, Ra#e, Brestern)	0	
706	6. volilni okraj Maribor (Marjeta-Trnice, Dravski Dvor, Loka)	0	
707	7. volilni okraj Maribor (Jože Lacko, Zgornji Duplek, Male#n)	0	
708	8. volilni okraj Maribor (Za tremi ribniki, Ob parku, Kr#evi)	0	
709	9. volilni okraj Maribor (Franc Zalaznik Leon, Pohorski bata)	0	
710	10. volilni okraj Maribor (Radvanje, Ivan Zagernik Joco, Duš)	0	
711	11. volilni okraj Maribor (Proletarskih brigad, Franc Rozman)	0	

**# VOL\_VOA: Prosim označite, v kateri volilni okraj spada prebivali#e / stanovanje kjer volite?**

Value	Label	Cases	Percentage
804	4. volilni okraj Murska Sobota (Krog, Rogašovci, Kuzma, Gorn	0	
805	5. volilni okraj Murska Sobota (Melinci, Ižakovci, Dokležovj	1	14.3%
809	9. volilni okraj Ptuj (Trnovska vas, Vitomarci, Destrnik, Ju	0	
810	10. volilni okraj Ptuj (Bratje Reš, Boris Ziherl, Olga Megli	0	
811	11. volilni okraj Ptuj (Cirkovce, Cirkulane, Dolena, Kidri#e	0	
1209	9. volilni okraj Nova Gorica (Sela na Krasu, Vojš#ica, Temni	0	
1210	10. volilni okraj Nova Gorica (Nova Gorica Center, Kromberk,	0	
2209	9. volilni okraj (Sela na Krasu, Vojš#ica, Temnica, Dornberk	0	
2210	10. volilni okraj (Nova Gorica Center, Kromberk, Rožna Dolin	0	
5004	4. volilni okraj (Žusterna, Prisoje-Olmo, Koper Za gradom, K	0	
5005	5. volilni okraj (Šmarje pri Kopru, Škocjan, Vanganel, Pobeg	0	

Warning: these figures indicate the number of cases found in the data file. They cannot be interpreted as summary statistics of the population of interest.

**# PTT02A1: 1. mention - Ali ste v ZADNJEM MESECU uporabljali oziroma kadili kateregakoli od naslednjih toba#nih produktov?**

<b>Information</b>	[Type= continuous] [Format=numeric] [Range= 0-3] [Missing=*
<b>Statistics [NW/ W]</b>	[Valid=516 /-] [Invalid=0 /-]
<b>Literal question</b>	1. mention - Ali ste v ZADNJEM MESECU uporabljali oziroma kadili kateregakoli od naslednjih toba#nih produktov?

Value	Label	Cases	Percentage
0	nisem uporabil-a ni#esar od tega v zadnjem mesecu	380	73.6%
1	tovarniško proizvedene (kupljene) cigarete	121	23.4%
2	cigarete, ki si jih iz tobaka pripravite s pomo#jo cigaretni	4	0.8%
3	cigarete, ki si jih iz tobaka zvijete ro#no ali s pomo#jo st	11	2.1%

Warning: these figures indicate the number of cases found in the data file. They cannot be interpreted as summary statistics of the population of interest.

**# PTT02A2: 2. mention**

<b>Information</b>	[Type= continuous] [Format=numeric] [Range= 0-3] [Missing=*
<b>Statistics [NW/ W]</b>	[Valid=25 /-] [Invalid=491 /-]
<b>Literal question</b>	2. mention

Value	Label	Cases	Percentage
0	nisem uporabil-a ni#esar od tega v zadnjem mesecu	0	
1	tovarniško proizvedene (kupljene) cigarete	0	
2	cigarete, ki si jih iz tobaka pripravite s pomo#jo cigaretni	13	52.0%
3	cigarete, ki si jih iz tobaka zvijete ro#no ali s pomo#jo st	12	48.0%

Warning: these figures indicate the number of cases found in the data file. They cannot be interpreted as summary statistics of the population of interest.

**# PTT02A3: 3. mention**

<b>Information</b>	[Type= continuous] [Format=numeric] [Range= 0-3] [Missing=*
<b>Statistics [NW/ W]</b>	[Valid=8 /-] [Invalid=508 /-]
<b>Literal question</b>	3. mention

Value	Label	Cases	Percentage
0	nisem uporabil-a ni#esar od tega v zadnjem mesecu	0	
1	tovarniško proizvedene (kupljene) cigarete	0	
2	cigarete, ki si jih iz tobaka pripravite s pomo#jo cigaretni	0	
3	cigarete, ki si jih iz tobaka zvijete ro#no ali s pomo#jo st	8	100.0%

Warning: these figures indicate the number of cases found in the data file. They cannot be interpreted as summary statistics of the population of interest.



**# OCU: Katera je tista znamka tovarniško proizvedenih (kupljenih) cigaret, ki jo najpogosteje kadite?**

<b>Information</b>	[Type= continuous] [Format=numeric] [Range= 1-9999] [Missing=*]
<b>Statistics [NW/ W]</b>	[Valid=121 /-] [Invalid=395 /-] [Mean=599.529 /-] [StdDev=2338.997 /-]
<b>Literal question</b>	Katera je tista znamka tovarniško proizvedenih (kupljenih) cigaret, ki jo najpogosteje kadite?

Value	Label	Cases	Percentage
1	Davidoff	3	2.5%
2	Dunhill	0	
4	Marlboro	35	28.9%
5	Gauloises Blondes	1	0.8%
6	West	16	13.2%
7	JPS	1	0.8%
9	Lucky Strike	3	2.5%
10	Camel	5	4.1%
11	Chesterfield	5	4.1%
12	L&M	1	0.8%
13	Pall Mall	0	
14	Winston	13	10.7%
51	Boss	6	5.0%
52	Muratti Ambassador	0	
53	Ronhill	0	
54	Paramount	0	
55	Glamour	8	6.6%
56	Filter 57	2	1.7%
57	Benson&Hedges	2	1.7%
58	Eve	5	4.1%
59	Style	1	0.8%
60	P&S	0	
61	Goldfield	0	
62	Memphis	0	
63	Ronson	0	
64	Vogue (KIM)	1	0.8%
65	Walter Wolf	0	
66	A1	0	
67	Azzuri	0	
68	Batton	0	
69	Black Devil	0	
70	Bogart	0	
71	Che	0	
72	Corset	0	
73	Diana	0	
74	Ernte	0	
75	Extra '91	0	
76	Free Jack	0	
77	Futura	0	
78	FYA	0	
79	HB	0	

### # OCU: Katera je tista znamka tovarniško proizvedenih (kupljenih) cigaret, ki jo najpogosteje kadite?

Value	Label	Cases	Percentage
80	Manitou	0	
81	MC	0	
82	Meine Sorte	0	
83	Merit	0	
84	MTS	0	
85	No Brand	0	
86	Parisienne	0	
87	Philip Morris	2	1.7%
88	Route 66	0	
89	R1	0	
90	Set	0	
91	Smart	0	
92	Surfside	0	
93	Ta2	0	
94	Pink Elephant	0	
95	Elixyr	0	
96	Pueblo	0	
100	American Spirit	0	
101	Austin	0	
102	Mark Adams No.1	0	
103	Simple West	2	1.7%
104	Rothmans	2	1.7%
9999	Druga znamka cigaret	7	5.8%

*Warning: these figures indicate the number of cases found in the data file. They cannot be interpreted as summary statistics of the population of interest.*

### # PTT002B: Katero verzijo znamke pa kadite najpogosteje?

Value	Label	Cases	Percentage
101	Davidoff Classic	0	
102	Davidoff Gold (lights)	2	1.8%
103	Davidoff Gold Slims (lights)	0	
104	Davidoff Blue (ultra lights)	0	
105	Davidoff White One (ultra lights)	0	
106	Davidoff White Slims (ultra lights)	0	
107	Davidoff White Super Slims (ultra lights)	0	
108	Davidoff ID Orange	0	
109	Davidoff ID Blue (lights)	0	
110	Davidoff ID Ivory (ultra lights)	0	
111	Davidoff Reshape White (lights)	0	
112	Davidoff Reshape Black (super lights)	0	
199	Davidoff drugo	1	0.9%
201	Dunhill International	0	
401	Marlboro Red	8	7.0%

# PTT002B: Katere verzije znamke pa kadite najpogosteje?

Value	Label	Cases	Percentage
402	Marlboro Red 100's	2	1.8%
403	Marlboro Medium	1	0.9%
404	Marlboro Gold (lights)	10	8.8%
405	Marlboro Gold 100's (lights)	2	1.8%
406	Marlboro Gold Beyond (lights, crushball - s kroglico)	0	
407	Marlboro Gold Touch (lights, semi slims)	3	2.6%
408	Marlboro Gold Fine Touch (super lights, semi slims)	8	7.0%
409	Marlboro Silver (ultra lights)	0	
410	Marlboro Flavor Plus (ultra lights)	0	
411	Marlboro Gold Accent	0	
412	Marlboro Micro (lights, superslim KS)	0	
413	Marlboro SSL Fine White 100's (super slim)	0	
414	Marlboro SSL Fine Blue 100's (super slim)	0	
415	Marlboro Advance Blue (lights)	1	0.9%
416	Marlboro Advance Blue 100's (lights)	0	
417	Marlboro Advance Fine (super lights)	0	
499	Marlboro drugo	0	
501	Gauloises Blondes Blue	0	
502	Gauloises Blondes Red (lights)	1	0.9%
503	Gauloises Blondes Red Soft (lights)	0	
504	Gauloises Blondes Yellow (super lights)	0	
599	Gauloises Blondes drugo	0	
601	West Red	4	3.5%
602	West Red 100's	0	
603	West Silver (lights)	2	1.8%
604	West Silver 100's (lights)	0	
605	West Silver Superslim (lights)	0	
606	West Blue (super lights)	8	7.0%
607	West Blue 100's (super lights)	1	0.9%
608	West Blue Superslim (super lights)	0	
609	West White One (ultra lights)	0	
610	West Ice (lights, menthol)	0	
611	West Silver Soft (lights)	0	
612	West Blue Soft (lights)	0	
613	West Silver Plus (lights)	1	0.9%
614	West Blue Plus (super lights)	0	
615	West Silver Micron (lights)	0	
616	West Blue Micron (ultra lights)	0	
617	West Duo (lights, crushball - s kroglico)	0	
618	West Mint Leaf (super lights)	0	
619	West Carbon / West Silver Plus	0	
620	West Blue GT (super lights)	0	
621	West Silver GT (ultra lights)	0	
622	West Duo White (ultra lights, crushball - s kroglico)	0	
623	West Blue Add Free (lights)	0	

# PTT002B: Katere verzije znamke pa kadite najpogosteje?

Value	Label	Cases	Percentage
699	West drugo	0	
701	JPS Black	0	
702	JPS Blue (lights)	1	0.9%
799	JPS drugo	0	
901	Lucky Strike Red	1	0.9%
902	Lucky Strike Silver (lights)	0	
903	Lucky Strike Blue Tepic (lights, add free)	0	
904	Lucky Strike Red Tepic (FF, add free)	0	
905	Lucky Strike Click&Roll (lights, crushball - s kroglico)	0	
999	Lucky Strike drugo	2	1.8%
1001	Camel Filters Yellow	0	
1002	Camel Filters Yellow 100's	0	
1003	Camel Blue (lights)	0	
1004	Camel Blue 100's (lights)	0	
1005	Camel Black (lights)	0	
1006	Camel Orange (lights)	0	
1007	Camel Silver (super lights)	0	
1008	Camel White (super lights)	0	
1009	Camel NF Filters (FF, add free)	0	
1010	Camel NF Blue (lights, add free)	1	0.9%
1099	Camel drugo	4	3.5%
1101	Chesterfield Classic Red	0	
1102	Chesterfield Classic Blue (lights)	3	2.6%
1103	Chesterfield Classic Silver (super lights)	0	
1104	Chesterfield Silver 100s (super lights)	0	
1105	Chesterfield Blue 100s (lights)	1	0.9%
1106	Chesterfield Naked Leaf (lights, add free)	0	
1107	Chesterfield Twice (lights)	0	
1108	Chesterfield Crown Blue (lights)	0	
1109	Chesterfield Crown Aqua (super lights)	1	0.9%
1199	Chesterfield drugo	0	
1201	L&M Red Label	0	
1202	L&M Red Label 100's	0	
1203	L&M Blue Label (lights)	1	0.9%
1204	L&M Blue Label 100's (lights)	0	
1205	L&M Silver Label (super lights)	0	
1299	L&M drugo	0	
1301	Pall Mall New Orleans	0	
1302	Pall Mall New Orleans 100s	0	
1303	Pall Mall San Francisco (lights)	0	
1304	Pall Mall San Francisco 100s (lights)	0	
1305	Pall Mall Los Angeles (super lights)	0	
1306	Pall Mall Manhattan (ultra lights)	0	
1307	Pall Mall Los Angeles 100s (super lights)	0	
1308	Pall Mall Amber super slim (super lights)	0	

# PTT002B: Katere verzije znamke pa kadite najpogosteje?

Value	Label	Cases	Percentage
1309	Pall Mall Blue super slim (lights)	0	
1399	Pall Mall drugo	0	
1401	Winston Classic	1	0.9%
1402	Winston Classic 100's	5	4.4%
1403	Winston Balanced Blue (lights)	2	1.8%
1404	Winston Blue 100's (lights)	0	
1405	Winston Subtle Silver (super lights)	0	
1406	Winston Fine White (ultra lights)	0	
1407	Winston Fresh XSpression (FF, crushball - s kroglico)	0	
1408	Winston Cool XSpression (super lights, crushball - s kroglic)	0	
1409	Winston Silver 100's (super lights)	3	2.6%
1410	Winston Xstyle Silver (QS, lights)	0	
1411	Winston Xstyle Blue (QS, superlight)	1	0.9%
1499	Winston drugo	1	0.9%
5101	Boss Classic Box - NEZAOLJENI robovi	1	0.9%
5102	Boss Classic Box - ZAOLJENI robovi	0	
5103	Boss Filters mehka škatlica	1	0.9%
5104	Boss Gold (lights)	0	
5105	Boss Gold 100s (lights)	0	
5106	Boss Gold Soft (lights) mehka škatlica	0	
5107	Boss Blue (super lights)	0	
5108	Boss Blue 100s (super lights)	1	0.9%
5109	Boss Silver (ultra lights)	1	0.9%
5110	Boss Silver 100s (ultra lights)	1	0.9%
5111	Boss Fresh (menthol)	0	
5112	Boss Slim Style Blue (super lights)	0	
5113	Boss Slim Style Vannila (ultra lights)	0	
5114	Boss Superslim (ultra lights)	0	
5115	Boss Juliette (superslim)	0	
5199	Boss drugo	1	0.9%
5201	Muratti Ambassador Red (lights)	0	
5202	Muratti Ambassador Blue (extra mild, lights)	0	
5203	Muratti Ambassador Blue 100's	0	
5204	Muratti Ambassador Blue Slim (ultra lights)	0	
5205	Muratti Ambassador Silver (super lights)	0	
5206	Muratti Ambassador Silver super slim (ultra lights)	0	
5207	Muratti Ambassador Gold super slim (ultra lights)	0	
5299	Muratti Ambassador drugo	0	
5301	Ronhill Blue / Adriatic Blue	0	
5302	Ronhill White / Shell white (lights)	0	
5303	Ronhill White 100's / Shell white 100's (lights)	0	
5304	Ronhill Silk / Stone White (super lights)	0	
5305	Ronhill Silk 100's / Stone White 100's (lights)	0	
5306	Ronhill Ultima / Aquamarine Ultima (ultra lights)	0	
5307	Ronhill Menthol / Menthol Fresh (lights)	0	

# PTT002B: Katere verzije znamke pa kadite najpogosteje?

Value	Label	Cases	Percentage
5308	Ronhill Slims Azure (lights)	0	
5309	Ronhill Slims Velvet (super lights)	0	
5310	Ronhill Slims Menthol (lights)	0	
5311	Ronhill Unlimited Blue	0	
5312	Ronhill Unlimited White (lights)	0	
5399	Ronhill drugo	0	
5401	Paramount Red	0	
5402	Paramount Red 100s	0	
5403	Paramount Gold (lights)	0	
5404	Paramount Gold 100s (lights)	0	
5405	Paramount Silver (super lights)	0	
5499	Paramount drugo	0	
5501	Glamour Lilac (lights)	2	1.8%
5502	Glamour Amber (ultra lights)	6	5.3%
5503	Glamour Blue (ultra lights)	0	
5504	Glamour PB Blossom (ultra lights)	0	
5505	Glamour PB Sunshine (ultra lights)	0	
5506	Glamour PB Menthol (ultra lights)	0	
5507	Glamour Secret (ultra lights)	0	
5599	Glamour drugo	0	
5601	Filter 57	2	1.8%
5602	Filter 57M	0	
5699	Filter 57 drugo	0	
5701	Benson&Hedges Black Slide	0	
5702	Benson&Hedges Silver Slide (lights)	0	
5703	Benson&Hedges White Slide (super lights)	0	
5704	Benson&Hedges Gold	0	
5705	Benson&Hedges Silver 100's (lights)	0	
5706	Benson&Hedges White 100's (super lights)	0	
5707	Benson&Hedges Yellow	0	
5708	Benson&Hedges Yellow 100's	1	0.9%
5709	Benson&Hedges Blue 100's (lights)	1	0.9%
5710	Benson&Hedges Blue (lights)	0	
5711	Benson&Hedges Red 100's	0	
5712	Benson&Hedges Red	0	
5799	Benson&Hedges drugo	0	
5801	Eve Divine (lights)	0	
5802	Eve Mint (super lights)	1	0.9%
5803	Eve Mystique (ultra lights)	4	3.5%
5899	Eve drugo	0	
5901	Style Superslim Rose (super lights)	0	
5902	Style Superslim Jaune (ultra lights)	1	0.9%
5903	Style Superslim Fresh Breeze (super lights)	0	
5904	Style Diamond Pink (super lights)	0	
5999	Style drugo	0	

# PTT002B: Katere verzije znamke pa kadite najpogosteje?

Value	Label	Cases	Percentage
6001	P&S Black	0	
6002	P&S Black GT	0	
6003	P&S Red	0	
6004	P&S Blue (lights)	0	
6005	P&S Silver (super lights)	0	
6006	P&S White GT (lights)	0	
6099	P&S drugo	0	
6101	Goldfield Red	0	
6102	Goldfield Red 100's(FF)	0	
6103	Goldfield Gold (lights)	0	
6104	Goldfield Gold 100's(lights)	0	
6199	Goldfield drugo	0	
6201	Memphis Classic Red	0	
6202	Memphis Blue	0	
6203	Memphis Sky - Blue (lights)	0	
6204	Memphis White (lights)	0	
6299	Memphis drugo	0	
6301	Ronson Special Red	0	
6302	Ronson Special Red 100's	0	
6303	Ronson Supreme (ultra lights)	0	
6304	Ronson Supreme 100's (super lights)	0	
6305	Ronson Special White (lights)	0	
6399	Ronson drugo	0	
6401	Vogue Caractere Bleue Slim (Kim Red lights)	0	
6402	Vogue Bleue Super Slim (Kim lights ultra slim)	0	
6403	Vogue Caractere Lilas Slim (Kim Blue ultra lights)	1	0.9%
6404	Vogue Lilas Super Slim (Kim Celeste super lights)	0	
6405	Vogue Caractere Menthe Slim (Kim Menthol)	0	
6499	Vogue drugo	0	
6501	Walter Wolf Blue	0	
6502	Walter Wolf White (lights)	0	
6503	Walter Wolf White 100's (lights)	0	
6504	Walter Wolf 100's Gold	0	
6505	Walter Wolf Silver (super lights)	0	
6506	Walter Wolf Pure Flavour No 10 (FF, additive free - brez adi)	0	
6507	Walter Wolf Pure Flavour No 6 (lights, additive free - brez	0	
6599	Walter Wolf drugo	0	
6601	A1 Red	0	
6602	A1 White (lights)	0	
6699	A1 drugo	0	
6701	Azzuri	0	
6702	Azzuri Gold (lights)	0	
6799	Azzuri drugo	0	
6801	Batton Original	0	
6802	Batton White (light)	0	

# PTT002B: Katere verzije znamke pa kadite najpogosteje?

Value	Label	Cases	Percentage
6803	Batton Modern (light)	0	
6899	Batton drugo	0	
6901	Black Devil	0	
6902	Black Devil Chocolate	0	
6903	Black Devil Menthol	0	
6999	Black Devil drugo	0	
7001	Bogart Red	0	
7002	Bogart Blue (lights)	0	
7099	Bogart drugo	0	
7101	Che (lights)	0	
7102	Che Bianco(lights)	0	
7199	Che drugo	0	
7201	Corset Lilac (lights)	0	
7202	Corset Pink (ultra lights)	0	
7299	Corset drugo	0	
7301	Diana Red	0	
7302	Diana Blue (mild - lights)	0	
7399	Diana drugo	0	
7401	Ernte 23	0	
7501	Extra '91	0	
7601	Free Jack	0	
7701	Futura Red	0	
7702	Futura Classic (lights)	0	
7703	Futura Blue (lights)	0	
7799	Futura drugo	0	
7801	FYA Red	0	
7802	FYA Blue (lights)	0	
7899	Futura drugo	0	
7901	HB King Size	0	
8001	Manitou Pink (lights)	0	
8002	Manitou Gold (lights)	0	
8099	Manitou drugo	0	
8101	MC 6 (lights)	0	
8102	MC 4 (super lights)	0	
8103	MC Red 100's (lights)	0	
8104	MC White 100's (lights)	0	
8199	MC drugo	0	
8201	Meine Sorte	0	
8202	Meine Sorte 100's	0	
8299	Meine Sorte drugo	0	
8301	Merit Filter (lights)	0	
8401	MTS Red	0	
8402	MTS Blue (lights)	0	
8403	MTS Gold (lights)	0	
8404	MTS Black Fine Slims (lights)	0	



# PTT002B: Katere verzije znamke pa kadite najpogosteje?

Value	Label	Cases	Percentage
8405	MTS Silver (ultra lights)	0	
8406	MTS White (ultra lights)	0	
8407	MTS White Selected Slims (ultra lights)	0	
8499	MTS drugo	0	
8501	No Brand (lights)	0	
8601	Parisienne Yellow (lights)	0	
8701	Philip Morris Supreme Blue (super lights)	1	0.9%
8702	Philip Morris One Gold (ultra lights)	0	
8703	Philip Morris One (super lights)	0	
8704	Philip Morris SUPREME KS (ultra lights)	0	
8705	Philip Morris SUPREME 100's HARD (ultra lights)	1	0.9%
8706	Philip Morris BLUE KS (light)	0	
8707	Philip Morris RED KS HP	0	
8799	Philip Morris drugo	0	
8801	Route 66 Red Original	0	
8802	Route 66 Blue (lights)	0	
8803	Route 66 Super Blue (super lights)	0	
8899	Route 66 drugo	0	
8901	R1 Blue (ultra lights)	0	
8902	R1 Slim Line (lights)	0	
8999	R1 drugo	0	
9001	Set	0	
9101	Smart RC Red	0	
9102	Smart RC Orange (lights)	0	
9103	Smart RC Yellow (lights)	0	
9104	Smart RC Blue (lights)	0	
9199	Smart drugo	0	
9201	Surfside Cuba Libre (lights)	0	
9202	Surfside Mango Tropic (lights)	0	
9203	Surfside Tequila Sunrise (lights)	0	
9204	Surfside Mojito (lights)	0	
9205	Surfside Pina Colada (lights)	0	
9299	Surfside drugo	0	
9301	Ta2 Silver (super lights)	0	
9302	Ta2 Gold (lights)	0	
9399	Ta2 drugo	0	
9401	Pink Elephant	0	
9501	Elixyr	0	
9502	Elixyr Red 100's	0	
9503	Elixyr Menthol	0	
9504	Elixyr Fine (lights)	0	
9599	Elixyr drugo	0	
9601	Pueblo, additive free (brez aditivov)	0	
9602	Pueblo Blue (lights), additive free (brez aditivov)	0	
9603	Pueblo Green (lights), additive free (brez aditivov)	0	

**# PTT002B: Katere verzije znamke pa kadite najpogosteje?**

Value	Label	Cases	Percentage
9699	Pueblo drugo	0	
10001	American Spirit Natural Blue (lights)	0	
10002	American Spirit Natural Yellow (lights)	0	
10099	American Spirit drugo	0	
10101	Austin Red 100's	0	
10102	Austin Blue 100's (lights)	0	
10199	Austin drugo	0	
10201	Mark Adams No.1 Red	0	
10202	Mark Adams No.1 Red 100's	0	
10203	Mark Adams No.1 Gold (lights)	0	
10204	Mark Adams No.1 Gold 100's (lights)	0	
10205	Mark Adams No.1 Silver (super lights)	0	
10206	Mark Adams No.1 White (ultra lights)	0	
10299	Mark Adams No.1 drugo	0	
10301	Simple West Red	0	
10302	Simple West Red 100's	0	
10303	Simple West Silver (lights)	0	
10304	Simple West Blue (super lights)	2	1.8%
10305	Simple West Blue 100's (super lights)	0	
10399	Simple West drugo	0	
10401	Rothmans Blue (lights)	0	
10402	Rothmans Blue 100's (lights)	0	
10403	Rothmans Demi Blue (QS, lights)	0	
10404	Rothmans Demi Silver (QS, super lights)	0	
10405	Rothmans Silver (super lights)	0	
10406	Rothmans Silver 100's (lights)	2	1.8%
10407	Rothmans White (ultra lights)	0	
10499	Rothmans drugo	0	

*Warning: these figures indicate the number of cases found in the data file. They cannot be interpreted as summary statistics of the population of interest.*

**# PTT002C: V povprečju koliko tovarniško proizvedenih (kupljenih) cigaret pokadite NA DAN?**

<b>Information</b>	[Type= continuous] [Format=numeric] [Range= 1-30] [Missing=*/99]
<b>Statistics [NW/ W]</b>	[Valid=105 /-] [Invalid=411 /-] [Mean=11.571 /-] [StdDev=6.661 /-]
<b>Literal question</b>	V povprečju koliko tovarniško proizvedenih (kupljenih) cigaret pokadite NA DAN?

Value	Label	Cases	Percentage
99	ne vem, ne morem oceniti	16	

*Warning: these figures indicate the number of cases found in the data file. They cannot be interpreted as summary statistics of the population of interest.*

**# T\_OCUC: Katera je tista znamka tobaka (iz katerega si cigarete pripravite s pomočjo cigaretnih tub in stroj#ka ali papir#kov), ki jo kadite najpogosteje?**

<b>Information</b>	[Type= continuous] [Format=numeric] [Range= 100-9999] [Missing=*]
<b>Statistics [NW/ W]</b>	[Valid=39 /-] [Invalid=477 /-] [Mean=3328.026 /-] [StdDev=3243.64 /-]
<b>Literal question</b>	Katera je tista znamka tobaka (iz katerega si cigarete pripravite s pomočjo cigaretnih tub in stroj#ka ali papir#kov), ki jo kadite najpogosteje?

Value	Label	Cases	Percentage
100	BALI SHAG	0	

**# T\_OCU: Katera je tista znamka tobaka (iz katerega si cigarete pripravite s pomo#jo cigaretnih tub in stroj#ka ali papir#kov), ki jo kadite najpogosteje?**

Value	Label	Cases	Percentage
200	BOSS	0	
300	CHE	0	
400	CHOICE	0	
500	DOMINGO	0	
600	DRUM	5	12.8%
700	ELYXIR	0	
800	GOLDEN VIRGINIA	4	10.3%
900	GOLDFIELD	0	
1000	JIMMY	0	
1100	MOHAWK	0	
1200	NELSON	0	
1300	ORLANDO	0	
1400	PARAMOUNT	0	
1500	PUEBLO	0	
1600	RED BULL	0	
1700	SALSA	0	
1800	SAUVAGE	0	
1900	STEEPLE	0	
2000	WEST	5	12.8%
2100	CHESTERFIELD	5	12.8%
2200	FLANDRIA	0	
2300	LUCKY STRIKE	2	5.1%
2400	MARLBORO	8	20.5%
2500	MANITOU	0	
2600	NATURAL SPIRIT	0	
2700	PALL MALL	0	
2800	PEPE	0	
2900	SAMSON	0	
3000	SAVOY	0	
3100	WINSTON	3	7.7%
3200	ZLATNI DUKAT	0	
9999	Druga znamka tobaka	7	17.9%

*Warning: these figures indicate the number of cases found in the data file. They cannot be interpreted as summary statistics of the population of interest.*

**# PTT002E: V povpre#ju koliko cigaret, ki si jih pripravite s pomo#jo cigaretnih tub in stroj#ka ali papir#kov pokadite NA DAN?**

<b>Information</b>	[Type= continuous] [Format=numeric] [Range= 0-30] [Missing=*/99]		
<b>Statistics [NW/ W]</b>	[Valid=37 /-] [Invalid=479 /-] [Mean=8.459 /-] [StdDev=7.752 /-]		
<b>Literal question</b>	V povpre#ju koliko cigaret, ki si jih pripravite s pomo#jo cigaretnih tub in stroj#ka ali papir#kov pokadite NA DAN?		
Value	Label	Cases	Percentage
99	ne vem, ne morem oceniti	2	

*Warning: these figures indicate the number of cases found in the data file. They cannot be interpreted as summary statistics of the population of interest.*

**# END1\_r: Imate kakšen komentar, ki ga nismo zajeli z anketnim vprašalnikom? Bi predlagali kakšno vprašanje za naslednjo raziskavo?\_rec**

<b>Information</b>	[Type= discrete] [Format=character] [Missing=*]
<b>Statistics [NW/ W]</b>	[Valid=516 /-] [Invalid=0 /-]
<b>Literal question</b>	Imate kakšen komentar, ki ga nismo zajeli z anketnim vprašalnikom? Bi predlagali kakšno vprašanje za naslednjo raziskavo?_rec

Value	Label	Cases	Percentage
podatki dostopni v excelovi datoteki		516	100.0%

*Warning: these figures indicate the number of cases found in the data file. They cannot be interpreted as summary statistics of the population of interest.*

**# starank: Starost na dan anketiranja**

<b>Information</b>	[Type= continuous] [Format=numeric] [Range= 18-79] [Missing=*]
<b>Statistics [NW/ W]</b>	[Valid=516 /-] [Invalid=0 /-] [Mean=48.554 /-] [StdDev=15.091 /-]
<b>Literal question</b>	Starost na dan anketiranja

**# wrakin1: Utež po spolu, starosti, izobrazbi in regiji**

<b>Information</b>	[Type= continuous] [Format=numeric] [Range= 0.271982677766881-2.37560186941852] [Missing=*]
<b>Statistics [NW/ W]</b>	[Valid=516 /-] [Invalid=0 /-] [Mean=1 /-] [StdDev=0.517 /-]
<b>Literal question</b>	Utež po spolu, starosti, izobrazbi in regiji