

Kinetics and mechanism of the oxidation of aliphatic primary alcohols by imidazolium fluorochromate

M. Gehlot, M. Gilla, P. Mishra and Vinita Sharma*

Chemical Kinetics Laboratory, Department of Chemistry, J. N. V. University, Jodhpur-342 005, Rajasthan, India

E-mail : drpkvs27@yahoo.com

Manuscript received 06 April 2010, revised 15 September 2010, accepted 16 September 2010

Abstract : The oxidation of nine aliphatic primary alcohols by imidazolium fluorochromate (IFC) in dimethylsulphoxide leads to the formation of corresponding aldehydes. The reaction is first order with respect to IFC. A Michaelis-Menten type kinetics is observed with respect to alcohols. The reaction is promoted by hydrogen ions; the hydrogen-ion dependence has the form : $k_{\text{obs}} = a + b [\text{H}^+]$. The oxidation of [1,1- $^2\text{H}_2$]ethanol (MeCD_2OH) exhibits a substantial primary kinetic isotope effect ($k_{\text{H}}/k_{\text{D}} = 5.87$ at 298 K). The reaction has been studied in nineteen different organic solvents. The solvent effect was analysed using Taft's and Swain's multiparametric equations. The rate of oxidation is susceptible to both polar and steric effects of the substituents. A suitable mechanism has been proposed.

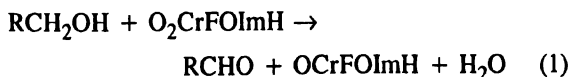
Keywords : Correlation analysis, halochromates, kinetics, mechanism, oxidation.

Introduction

Halochromates have been used as mild and selective oxidizing reagents in synthetic organic chemistry¹⁻⁵. Imidazolium fluorochromate (IFC) is also one of such compounds used for the oxidation of benzylic alcohols⁶. We have been interested in the kinetic and mechanistic aspects of the oxidation by complexed Cr^{VI} species and several reports on halochromates have already reported from our laboratory⁷⁻¹⁰. In continuation of our earlier work with Cr^{VI} , we report here the kinetics and mechanism of oxidation of nine aliphatic primary alcohols by IFC in dimethylsulphoxide (DMSO) as solvent. The mechanistic aspects are discussed. A suitable mechanism has also been proposed.

Results and discussion

Stoichiometry : The oxidation of alcohols results in the formation of corresponding aldehydes. The overall reaction may be represented as eq. (1).



IFC undergoes two-electron change. This is in accordance with the earlier observations with structurally similar other halochromates also. It has already been shown that

both PFC^{II} and PCC^{II} act as two electron oxidants and are reduced to chromium(IV) species by determining the oxidation state of chromium by magnetic susceptibility, ESR and IR studies.

Rate laws : The reactions are of first order with respect to IFC. Further, the pseudo-first order rate constant, k_{obs} , is independent of the initial concentration of IFC. The reaction rate increases with increase in the concentration of the alcohols but not linearly (Table 1). The Fig. 1 depicts a typical kinetic run. A plot of $1/k_{\text{obs}}$ against $1/[\text{Alcohol}]$ is linear ($r > 0.995$) with an intercept on the rate-ordinate. Thus, Michaelis-Menten type kinetics is observed with respect to the aldehydes. This leads to the postulation of following overall mechanism (2) and (3) and rate law (4).



$$\text{Rate} = k_2 K [\text{Alcohol}] [\text{IFC}] / (1 + K [\text{Alcohol}]) \quad (4)$$

The dependence of reaction rate on the reductant concentration was studied at different temperatures and the values of K and k_2 were evaluated from the double reciprocal plots (Fig. 2). The thermodynamic parameters of the

Table 1. Rate constants for the oxidation of ethanol by IFC at 288 K

10^3 [IFC] (mol dm ⁻³)	[Alcohol] (mol dm ⁻³)	[TsOH] (mol dm ⁻³)	$10^4 k_{\text{obs}}$ (s ⁻¹)
1.00	0.10	0.00	13.9
1.00	0.20	0.00	20.2
1.00	0.40	0.00	26.1
1.00	0.60	0.00	28.9
1.00	0.80	0.00	30.6
1.00	1.00	0.00	31.7
1.00	1.50	0.00	33.2
1.00	3.00	0.00	35.0
2.00	0.20	0.00	21.3
4.00	0.20	0.00	23.4
6.00	0.20	0.00	19.8
8.00	0.20	0.00	22.5
1.00	0.10	0.10	16.2
1.00	0.10	0.20	19.8
1.00	0.10	0.40	24.3
1.00	0.10	0.60	28.6
1.00	0.10	0.80	34.2
1.00	0.10	1.00	39.0
1.00	0.40	0.00	29.7 ^a

^aContained 0.001 mol dm⁻³ acrylonitrile.

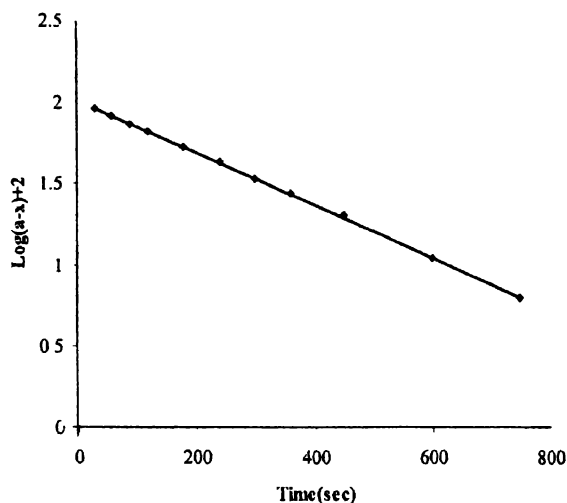


Fig. 1. Oxidation of ethyl alcohol by IFC : A typical kinetic run.

complex formation and activation parameters of the decomposition of the complexes were calculated from the values of K and k_2 respectively at different temperatures (Tables 2 and 3).

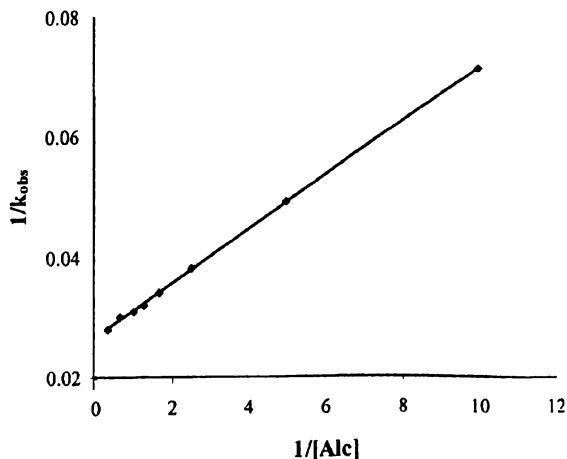


Fig. 2. Oxidation of alcohols by IFC : A double reciprocal plot.

Induced polymerization of acrylonitrile/test for free radicals : The oxidation of alcohols, in an atmosphere of nitrogen, failed to induce polymerization of acrylonitrile. Further, the addition of acrylonitrile did not affect the rate. This indicates that a one-electron oxidation, giving rise to free radicals, is unlikely in the present reaction (Table 1). To further confirm the absence of free radicals in the reaction pathway, the reaction was carried out in the presence of 0.05 mol dm⁻³ of 2,6-di-*t*-butyl-4-methylphenol (butylated hydroxytoluene or BHT). It was observed that BHT was recovered unchanged, almost quantitatively.

Effect of temperature : The rates of oxidation of ten secondary alcohols were determined at different temperatures and the activation parameters were calculated (Table 1).

Effect of acidity : The reaction is catalyzed by hydrogen ions (Table 1). The hydrogen-ion dependence has the following form eq. (5). The values of a and b , for ethanol, are $14.2 \pm 0.37 \times 10^{-4} \text{ s}^{-1}$ and $24.8 \pm 0.62 \times 10^{-4} \text{ mol}^{-1} \text{ dm}^3 \text{ s}^{-1}$ respectively ($r = 0.9988$).

$$k_{\text{obs}} = a + b [\text{H}^+] \quad (5)$$

Kinetic isotope effect : To ascertain the importance of cleavage of the α -C-H bond in the rate-determining step, oxidation of [1,1-²H₂]ethanol was studied. The results showed the presence of a substantial primary kinetic isotope effect (Table 3).

Effect of solvents : The oxidation of ethanol was studied in 19 different organic solvents. The choice of solvent was limited due to the solubility of IFC and its reac-

Table 2. Formation constants and thermodynamic parameters for the substituted alcohols-IFC complexes

Subst.	K (dm ³ mol ⁻¹)				ΔH^\ddagger (kJ mol ⁻¹)	ΔS^\ddagger (J mol ⁻¹ K ⁻¹)	ΔG^\ddagger (kJ mol ⁻¹)
	288	298	308	318 K			
H	5.67	4.86	3.96	3.15	-17.4 ± 0.8	-38 ± 3	-6.34 ± 0.6
Me	6.03	5.22	4.14	3.60	-16.0 ± 0.9	-32 ± 2	-6.51 ± 0.5
Et	5.40	4.68	3.87	3.06	-16.8 ± 0.9	-36 ± 3	-6.25 ± 0.7
<i>n</i> -Pr	6.21	5.40	4.32	3.69	-16.1 ± 0.6	-32 ± 2	-6.59 ± 0.5
<i>n</i> -Bu	5.85	5.04	4.23	3.33	-16.6 ± 0.9	-35 ± 3	-6.45 ± 0.7
<i>i</i> -Pr	6.09	5.22	4.41	3.60	-15.7 ± 0.8	-31 ± 2	-6.55 ± 0.5
ClCH ₂	5.76	4.95	4.05	3.15	-17.7 ± 1.0	-39 ± 3	-6.38 ± 0.8
MeOCH ₂	5.94	5.22	4.32	3.51	-15.9 ± 0.8	-32 ± 3	-6.51 ± 0.7
<i>t</i> -Bu	6.30	5.49	4.68	3.78	-15.3 ± 0.8	-30 ± 2	-6.67 ± 0.6
MeCD ₂ OH	5.75	4.95	4.05	3.24	-17.1 ± 0.8	-98 ± 3	-6.39 ± 0.6

Table 3. Rate constants and activation parameters for oxidation of alcohols, RCH₂OH, by IFC

Alcohol	$10^4 k_2$ (dm ³ mol ⁻¹ s ⁻¹)				ΔH^\ddagger (kJ mol ⁻¹)	ΔS^\ddagger (J mol ⁻¹ K ⁻¹)	ΔG^\ddagger (kJ mol ⁻¹)
	288	298	308	318 K			
H	1.15	3.71	11.4	34.2	83.7 ± 0.7	-39 ± 2	95.0 ± 0.6
Me	55.8	126	270	576	57.1 ± 0.5	-94 ± 2	84.9 ± 0.4
Et	90.0	198	405	837	54.4 ± 0.9	-99 ± 3	83.6 ± 0.7
<i>n</i> -Pr	153	315	612	1170	49.9 ± 0.2	-109 ± 1	82.2 ± 0.2
<i>n</i> -Bu	170	351	675	1260	48.2 ± 0.4	-114 ± 1	81.9 ± 0.3
<i>i</i> -Pr	243	486	900	1660	46.1 ± 0.3	-118 ± 1	81.0 ± 0.3
ClCH ₂	1.62	4.41	11.7	27.9	70.5 ± 0.7	-82 ± 2	94.7 ± 0.5
MeOCH ₂	10.8	26.1	60.3	135	62.3 ± 0.4	-92 ± 1	89.4 ± 0.3
<i>t</i> -Bu	2160	3360	4910	7200	28.2 ± 0.1	-159 ± 1	75.5 ± 0.1
MeCD ₂ OH	9.27	21.6	48.0	106	59.8 ± 0.5	-99 ± 2	89.2 ± 0.4
k_H/k_D	6.05	5.87	5.63	5.45			

tion with primary and secondary alcohols. There was no reaction with the solvents chosen. The kinetics were similar in all the solvents. The values of k_2 are recorded in Table 4.

A satisfactory linear correlation ($r^2 = 0.9709$; $\psi = 0.18$; $sd = 1.08$; slope = 482 ± 31) between the values the activation enthalpies and entropies of the oxidation of the nine aliphatic alcohols indicated the operation of

Table 4. Effect of solvents on the oxidation of alcohols by IFC at 308 K

Solvents	K (dm ⁻³ mol ⁻¹)	$10^5 k_2$ (s ⁻¹)	Solvents	K (dm ⁻³ mol ⁻¹)	$10^5 k_2$ (s ⁻¹)
1,2-Dichloroethane	5.94	64.6	Acetophenone	4.38	77.6
Dichloromethane	4.95	56.2	THF	4.92	27.5
DMSO	4.14	180	<i>t</i> -Butyl alcohol	5.69	22.4
Acetone	4.14	46.8	1,4-Dioxane	4.33	25.1
DMF	5.38	95.5	1,2-Dimethoxyethane	5.57	12.0
Butanone	4.97	41.7	CS ₂	4.87	6.46
Nitrobenzene	4.05	74.1	Acetic acid	5.88	9.77
Benzene	5.76	18.2	Ethyl acetate	4.67	20.9
Cyclohexane	5.02	1.74			

compensation effect in this reaction¹³. The reaction also exhibited an excellent isokinetic effect, as determined by Exner's criterion¹⁴. An Exner's plot between $\log k_2$ at 288 K and at 318 K was linear ($r = 0.9989$; $sd = 0.09$; $\psi = 0.05$; slope = 0.7879 ± 0.0187) (Fig. 3). The value of isokinetic temperature is 522 ± 37 K. The linear isokinetic correlation implies that all the alcohols are oxidized by the same mechanism and the changes in rate are governed by the changes in both the enthalpy and entropy of the activation.

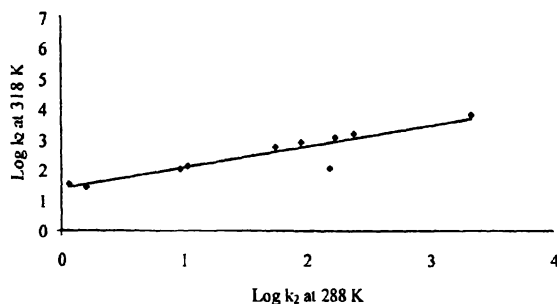
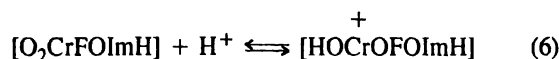


Fig. 3. Exner's isokinetic relationship in the oxidation of alcohols by IFC.

Reactivity oxidizing species : The observed hydrogen-ion dependence suggests that the reaction follows two mechanistic pathways, one is acid-independent and the other is acid-dependent. The acid-catalysis may well be attributed to a protonation of IFC to yield a protonated Cr^{VI} species which is a stronger oxidant and electrophile (6).



Formation of a protonated Cr^{VI} species has earlier been postulated in the reactions of structurally similar PCC¹⁵ and QFC¹⁶.

Solvent effect : The rate constants of the oxidation, k_2 , in eighteen solvents (CS_2 was not considered, as the complete range of solvent parameters was not available) did not yield any significant correlation in terms of the linear solvation energy relationship (LESR) of Kamlet and Taft¹⁷ (7).

$$\log k_2 = A_0 + p\pi^* + b\beta + a\alpha \quad (7)$$

$$\log k_2 = -4.33 + 1.69 (\pm 0.21) \pi^* + 0.19 (\pm 0.17) \beta + 0.10 (\pm 0.16) \alpha \quad (8)$$

$$R^2 = 0.8605; \text{sd} = 0.19; n = 18; \psi = 0.41$$

$$\log k_2 = -4.31 + 1.73 (\pm 0.19) \pi^* + 0.16 (\pm 0.16) \beta \quad (9)$$

$$R^2 = 0.8569; \text{sd} = 0.18; n = 18; \psi = 0.40$$

$$\log k_2 = -4.34 + 1.77 (\pm 0.19) \pi^* \quad (10)$$

$$r^2 = 0.8475; \text{sd} = 0.19; n = 18; \psi = 0.40$$

$$\log k_2 = -2.69 + 0.47 (\pm 0.38) \beta \quad (11)$$

$$r^2 = 0.0874; \text{sd} = 0.45; n = 18; \psi = 0.98$$

Here n is the number of data points and ψ is the Exner's statistical parameter¹⁸.

Kamlet's¹⁷ triparametric equation explains *ca.* 86% of the effect of solvent on the oxidation. However, by Exner's criterion¹⁸ the correlation is not even satisfactory (*cf.* eq. (8)). The major contribution is of solvent polarity. It alone accounted for *ca.* 85% of the data. Both β and α play relatively minor roles.

The data on the solvent effect were analysed in terms of Swain's¹⁹ eq. (12) of cation- and anion-solvating concept of the solvents also.

$$\log k_2 = aA + bB + C \quad (12)$$

Here A represents the anion-solvating power of the solvent and B the cation-solvating power. C is the intercept term. $(A + B)$ is postulated to represent the solvent polarity. The rates in different solvents were analysed in terms of eq. (12), separately with A and B and with $(A + B)$.

$$\log k_2 = 0.72 (\pm 0.04) A + 1.79 (\pm 0.03) B - 3.11 \quad (13)$$

$$R^2 = 0.9960; \text{sd} = 0.03; n = 19; \psi = 0.07$$

$$\log k_2 = 0.47 (\pm 0.59) A - 2.68 \quad (14)$$

$$r^2 = 0.0356; \text{sd} = 0.48; n = 19; \psi = 1.00$$

$$\log k_2 = 1.74 (\pm 0.13) B - 3.67 \quad (15)$$

$$r^2 = 0.9122; \text{sd} = 0.14; n = 19; \psi = 0.30$$

$$\log k_2 = 1.44 \pm 0.14 (A+B) - 3.87 \quad (16)$$

$$r^2 = 0.8636; \text{sd} = 0.18; n = 19; \psi = 0.38$$

Here n is the number of data points and ψ is the Exner's statistical parameter¹⁸.

The rates of oxidation of ethanol in different solvents showed an excellent correlation in Swain's equation (*cf.* eq. (13)) with the cation-solvating power playing the major role. In fact, the cation-solvation alone account for *ca.*

91% of the data. The correlation with the anion-solvating power was very poor. The solvent polarity, represented by $(A + B)$, also accounted for *ca.* 86% of the data. In view of the fact that solvent polarity is able to account for *ca.* 86% of the data, an attempt was made to correlate the rate with the relative permittivity of the solvent. However, a plot of $\log k_2$ against the inverse of the relative permittivity is not linear ($r^2 = 0.5258$; $sd = 0.34$; $\psi = 0.71$).

Correlation analysis of reactivity : The rates of oxidation of the alcohols failed to yield any significant correlation separately with Taft's²⁰ σ^* and E_s values eqs. (17) and (18).

$$\log k_2 = -2.33 (\pm 0.38) \Sigma \sigma^* - 1.85 \quad (17)$$

$$r^2 = 0.8400; \text{sd} = 0.49; \psi = 0.42; n = 9$$

$$\log k_2 = -1.25 (\pm 0.38) \Sigma E_s - 2.45 \quad (18)$$

$$r^2 = 0.6056; \text{sd} = 0.77; \psi = 0.67; n = 9$$

The rates were, therefore, correlated in terms of Pavelich-Taft's²² dual substituent-parameter (DSP) eq. (19).

$$\log k_2 = \rho^* \sigma^* + \delta E_s + \log k_0 \quad (19)$$

The values of substituent constants were obtained from the compilation by Wiberg²¹. The correlations are excellent; the reaction constants being negative (Table 5). There is no significant collinearity ($r = 0.2322$) between σ^* and E_s values of the nine substituents.

rate-determining step. The large negative value of the polar reaction constant together with substantial deuterium isotope effect indicate that the transition state approaches a carbocation in character. Hence the transfer of hydride-ion from alcohol to the oxidant is suggested. The hydride-transfer mechanism is also supported by the major role of cation-solvating power of the solvents (Scheme 1).

The hydride ion transfer may take place either by a cyclic process via an ester intermediate or by an acyclic one-step bimolecular process. This postulation is supported by an analysis of the temperature dependence of kinetic isotope effect. Kwart and Nickel²² have shown that a study of the dependence of the kinetic isotope effect on temperature can be gainfully employed to resolve this problem. The data for protio- and deuterio-ethanols, fitted to the familiar expression $k_H/k_D = A_H/A_D \exp(E_a/RT)$ ^{23,24} show a direct correspondence with the properties of a symmetrical transition state in which the activation energy difference (ΔE_a) for k_H/k_D is equal to the zero-point energy difference for the respective C-H and C-D bonds (≈ 4.5 kJ/mol) and the frequency factors and the entropies of activation of the respective reactions are nearly equal. The similar phenomena have also been observed earlier in the reactions of halochromates. Bordwell⁵ has documented a very cogent evidence against the oc-

Table 5. Temperature dependence of the reaction constant

Temp. (K)	ρ^*	δ		sd	ψ
288	-1.90 ± 0.01	-0.81 ± 0.01	0.9999	0.004	0.01
298	-1.80 ± 0.02	-0.72 ± 0.01	0.9998	0.009	0.01
308	-1.71 ± 0.01	-0.63 ± 0.02	0.9989	0.004	0.04
318	-1.62 ± 0.02	-0.54 ± 0.02	0.9998	0.007	0.01

The negative polar reaction constant indicates an electron-deficient carbon centre in the transition state of the rate-determining step. The negative steric reaction constant shows a steric acceleration of the reaction. This may be explained on the basis of high ground state energy of the sterically crowded alcohols. Since the crowding is relieved in the product aldehyde as well as in the transition state leading to it, the transition state energies of the crowded and uncrowded alcohols do not differ much and steric acceleration, therefore, results.

Mechanism :

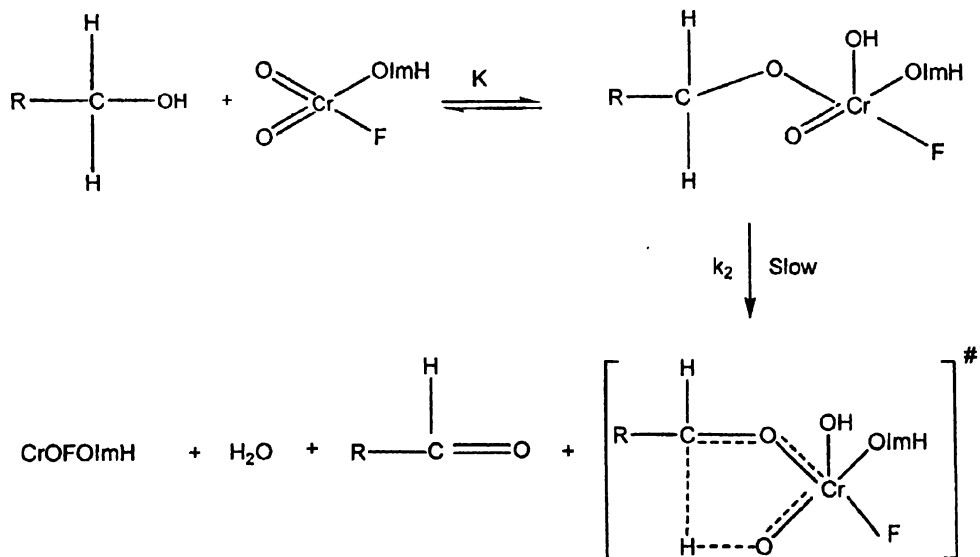
The presence of a substantial primary kinetic isotope effect confirms the cleavage of an α -C-H bond in the

currence of concerted one-step biomolecular processes by hydrogen transfer and it is evident that in the present studies also the hydrogen transfer does not occur by an acyclic biomolecular process. It is well established that intrinsically concerted sigmatropic reactions, characterized by transfer of hydrogen in a cyclic transition state, are the only truly symmetrical processes involving a linear hydrogen transfer²⁶. Littler²⁷ has also shown that a cyclic hydride transfer, in the oxidation of alcohols by Cr^{VI} , involves six electrons and, being a Hückel-type system, is an allowed process. Thus the overall mechanism is proposed to involve the formation of a chromate ester in a fast pre-equilibrium step and then a disproportion-

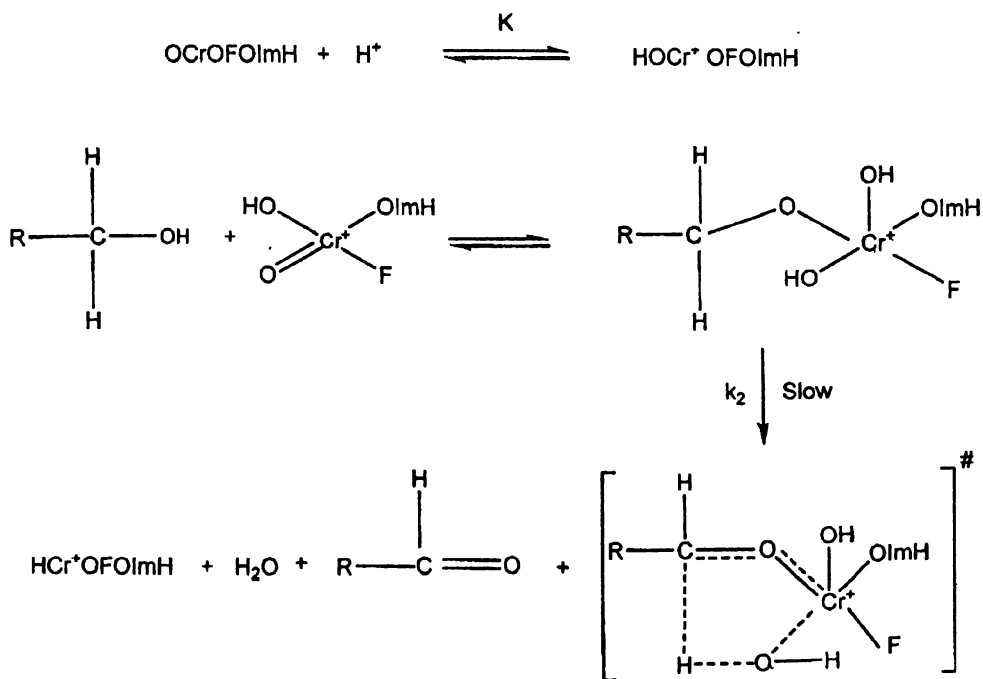
tionation of the ester in a subsequent slow step via a cyclic concerted symmetrical transition state leading to the product (Scheme 1). The observed hydrogen-ion dependence can be explained by assuming a rapid reversible protonation of the chromate ester (A) with the protonated ester decomposing at a rate faster than (A) (Scheme 2).

Experimental

Materials : IFC was prepared by the reported method⁶ and its purity was checked by an iodometric method. The procedures used for the purification of alcohols have been described earlier²⁸. [1,1-²H₂]Ethanol (MeCD₂OH) was prepared by Kalpan's method²⁹. Its isotopic purity, as



Scheme 1. Acid-independent path.



Scheme 2. Acid-dependent path.

ascertained by its NMR spectra, was $96 \pm 3\%$. Due to the non-aqueous nature of the medium, *p*-toluenesulphonic acid (TsOH) was used as a source of hydrogen ions. TsOH is a strong acid and in a polar medium like DMSO it is likely to be completely ionised. Solvents were purified by the usual method³⁰.

Product analysis : The product analysis was carried out under kinetic conditions. In a typical experiment, ethanol (2.30 g, 0.05 mol) and IFC (1.88 g, 0.01 mol) were made up to 50 cm³ in DMSO and kept in dark for *ca.* 15 h to ensure the completion of the reaction. The solution was then treated with an excess (200 cm³) of a saturated solution of 2,4-dinitrophenylhydrazine in 2 mol dm⁻³ HCl and kept overnight in a refrigerator. The precipitated 2,4-dinitrophenylhydrazone (DNP) was filtered off, dried, weighed, recrystallized from ethanol and weighed again. The yield of DNP before and after recrystallization was 2.02 g (91%) and 1.79 g (79%), respectively. The DNP was found identical (m.p. and mixed m.p.) with the DNP of acetaldehyde. Similar experiments with other alcohols led to the formation of DNP of the corresponding carbonyl compounds in yields ranging from 72 to 87%, after recrystallization. Iodometric determinations of the oxidation state of chromium in completely reduced reaction mixtures indicated that the oxidation state of the reduced chromium species was 3.95 ± 0.10 .

Kinetic measurements :

The reactions were followed under pseudo-first order conditions by keeping a large excess ($\times 15$ or greater) of the alcohol over IFC. The temperature was kept constant to ± 0.1 K. The solvent was DMSO, unless specified otherwise. The reactions were followed by monitoring the decrease in the concentration of IFC spectrophotometrically at 352 nm for 80% of the reaction. The pseudo-first order rate constants, k_{obs} , were evaluated from the linear ($r = 0.990$ – 0.999) plots of $\log [\text{IFC}]$ against time. Duplicate kinetic runs showed that the rate constants were reproducible to within $\pm 3\%$. The second order rate constant, k_2 , was evaluated from the relation $k_2 = k_{\text{obs}}/[\text{Alcohol}]$. Simple and multivariate linear regression analyses were carried out by the least-squares method on a personal computer.

Acknowledgement

Thanks are due to University Grants Commission, New Delhi for financial support in the form of Major Research Project No. F. 32-207/2006 (SR) dated 22.02.2007, and to Professor K. K. Banerji for their valuable help, guidance and suggestions.

References

1. E. J. Corey and W. J. Suggs, *Tetrahedron Lett.*, 1975, 2647
2. F. S. Guziec and F. A. Luzio, *Synthesis*, 1980, 691.
3. M. N. Bhattacharjee, M. K. Choudhuri, H. S. Dasgupta, N. Roy and D. T. Khathing, *Synthesis*, 1982, 588.
4. K. Balasubramanian and V. Prathiba, *Indian J. Chem., Sect. B*, 1986, 25, 326.
5. A. Pandurangan, V. Murugesan and P. Palamichamy, *J. Indian Chem. Soc.*, 1995, 72, 479.
6. A. Pandurangan, G. A. Rajkumar, B. Arabindoo and V. Murugesan, *Indian J. Chem., Sect. B*, 1999, 38, 99.
7. R. Kumbhat and V. Sharma, *J. Indian Chem., Soc.*, 2005, 81, 745.
8. R. Kaur, N. Soni and V. Sharma, *Indian J. Chem., Sect. A*, 2006, 45, 2241.
9. R. Kumbhat, P. T. S. R. K. Prasad Rao and V. Sharma, *Oxid. Commun.*, 2007, 30, 97.
10. N. Soni, V. Tiwari and V. Sharma, *Indian J. Chem., Sect. A*, 2008, 47, 669.
11. H. C. Brown, G. C. Rao and S. U. Kulkarni, *J. Org. Chem.*, 1979, 44, 2809.
12. M. N. Bhattacharjee, M. K. Choudhuri and S. Purakayastha, *Tetrahedron*, 1987, 43, 5389.
13. L. Liu and Q. X. Guo, *Chem. Rev.*, 2001, 101, 673.
14. O. Exner, *Collect. Chem. Czech. Commun.*, 1964, 29, 1094.
15. K. K. Banerji, *J. Chem. Soc., Perkin Trans. 2*, 1988, 547.
16. V. Murugesan and A. Pandurangan, *React. Kinet. Catal. Lett.*, 1995, 54, 173.
17. M. J. Kamlet, J. L. M. Abboud, M. H. Abraham and R. W. Taft, *J. Org. Chem.*, 1983, 48, 2877 and references cited therein.
18. O. Exner, *Collect. Chem. Czech. Commun.*, 1966, 31, 3222.
19. C. G. Swain, S. H. Unger, N. R. Rosenquest and M. S. Swain, *J. Am. Chem. Soc.*, 1983, 105, 492.
20. K. B. Wiberg, "Physical Organic Chemistry". Wiley, New York, 1963, p. 416.
21. W. A. Pavelich and R. W. Taft, *J. Am. Chem. Soc.*, 1957, 79, 4835.

22. H. Kwart and J. H. Nickel, *J. Am. Chem. Soc.*, 1973, **95**, 3394.
23. H. Kwart and M. C. Latimer, *J. Am. Chem. Soc.*, 1971, **93**, 3770.
24. H. Kwart and J. Slutsky, *J. Chem. Soc., Chem. Commun.*, 1972, 1182.
25. F. G. Bordwell, *Acc. Chem. Res.*, 1974, **5**, 374.
26. R. W. Woodward and R. Hoffmann, *Angew. Chem. Int. Ed. Eng.*, 1969, **8**, 781.
27. J. S. Littler, *Tetrahedron*, 1971, **27**, 81.
28. D. Mathur, P. K. Sharma and K. K. Banerji, *J. Chem. Soc., Perkin Trans. 2*, 1993, 205.
29. L. Kalpan, *J. Am. Chem. Soc.*, 1958, **80**, 2639.
30. D. D. Perrin, W. L. Armarego and D. R. Perrin, "Purification of Organic Compounds", Pergamon Press Oxford, 1966.