



# A preliminary inventory of the catfishes of the lower Rio Nhamundá, Brazil (Ostariophysi, Siluriformes)

Rupert A. Collins<sup>‡</sup>, Emanuell Duarte Ribeiro<sup>‡,§</sup>, Valéria Nogueira Machado<sup>‡,||</sup>, Tomas Hrbek<sup>‡</sup>, Izeni Pires Farias<sup>‡</sup>

<sup>‡</sup> Laboratório de Evolução e Genética Animal, Departamento de Biologia, Universidade Federal do Amazonas, Manaus, Brazil  
<sup>§</sup> Programa de Pós-Graduação em Genética Conservação e Biologia Evolutiva, Instituto Nacional de Pesquisas da Amazônia, Manaus, Brazil

| Programa de Pós-Graduação em Biodiversidade e Biotecnologia, Instituto de Ciências Biológicas, Universidade Federal do Amazonas, Manaus, Brazil

Corresponding author: Rupert A. Collins ([rupertcollins@gmail.com](mailto:rupertcollins@gmail.com))

Academic editor: John Friel

Received: 15 Oct 2014 | Accepted: 25 Apr 2015 | Published: 29 Apr 2015

Citation: Collins R, Duarte Ribeiro E, Nogueira Machado V, Hrbek T, Farias I (2015) A preliminary inventory of the catfishes of the lower Rio Nhamundá, Brazil (Ostariophysi, Siluriformes). Biodiversity Data Journal 3: e4162. doi: [10.3897/BDJ.3.e4162](https://doi.org/10.3897/BDJ.3.e4162)

## Abstract

The Rio Nhamundá is a poorly-known clearwater river draining the southern Guiana Shield of Brazil. In this study we report the findings of a preliminary ichthyological survey, focusing on catfishes (Siluriformes). We identify a total of 36 species (31 genera, seven families) from the Nhamundá, including 11 species already recorded from the river. Overall, our survey results show that even rapid surveys can provide important information on Amazon fish biodiversity, suggesting potential new species, providing range extensions for nominal species, and additionally highlighting taxa in need of taxonomic revision and genetic study. As well as the traditional forms of data collected on biodiversity surveys (i.e. preserved specimen vouchers), our study also provides "new" types of data in the form of DNA barcodes and images of fishes exhibiting colouration in life, information that will be invaluable in future work addressing difficult groups.

O Rio Nhamundá é um rio de água clara, pouco conhecido, que drena parte do Escudo das Guianas em território brasileiro. Nesse estudo, nós reportamos os resultados de um levantamento ictiofaunístico preliminar dessa área, tendo como foco os bagres (Siluriformes). Nós identificamos um total de 36 espécies (31 gêneros, sete famílias) provenientes de nossa coleta, e adicionamos 11 espécies já conhecidas para o rio. De maneira geral, os resultados de nossa pesquisa mostram que mesmo levantamentos rápidos podem gerar informações importantes sobre a biodiversidade de peixes amazônicos, sugerindo potenciais espécies novas, ampliando a área de distribuição de espécies, além de apontar a necessidade de revisões taxonômicas e estudos genéticos para alguns taxa. Para além das formas tradicionais de dados coletados em pesquisas de biodiversidade (i.e. espécimes preservados), nosso estudo fornece "novas" formas de dados, como DNA barcodes e imagens com o padrão de coloração dos espécimes vivos, informações essas que serão de valor inestimável para futuros estudos que abordem grupos taxonômicos difíceis.

## Keywords

Biodiversity, Ichthyology, Checklist, Amazon, Guiana Shield

## Introduction

The Rio Nhamundá is one of the south-draining Guiana Shield tributaries of the Rio Amazonas, Brazil. The river is located between the Uatumã-Jatapú and Trombetas rivers (Fig. 1), and comprises the administrative border between Amazonas and Pará States. Chemically, the Rio Nhamundá is of the clearwater type (Carvalho de Lima and Araujo-Lima 2004), being poor in sediments, dissolved minerals, and humic compounds (Crampton 2011).

The ichthyofauna of the southern Guiana Shield rivers is poorly known in comparison to the northern Brazilian Shield rivers (Lujan and Armbruster 2011), and few scientific collections appear to have been made in the area (Vari et al. 2009). One exception is the Trombetas river, which has been extensively surveyed over several years (Ferreira 1993). Aquarium hobbyists have, however, explored parts of the Rio Nhamundá in search of new discus (Cichlidae: *Symphysodon* spp.) variants (Bleher 2006), and ornamental fishermen currently operate on the river and specialise mainly in the catching of these discus (pers. obs.).

The aim of this study is to assess our current knowledge of Siluriformes (catfishes) of the Rio Nhamundá, and to report the results of a preliminary survey of the lower reaches of the river (i.e. downstream of the last major cataracts).

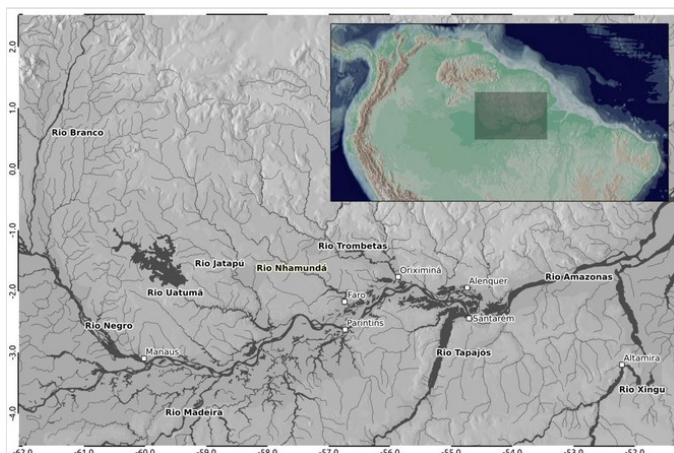


Figure 1.

Location of the Rio Nhamundá and neighbouring rivers. Inset shows wider Amazon region. Map was created in QGIS (<http://www.qgis.org/>).

## Materials and methods

### Desk survey

In order to assess the current knowledge of the catfishes of the Rio Nhamundá we carried out a survey of Web databases as well as published checklists and literature. The Web databases searched were FishBase (Froese and Pauly 2014), Catalog of Fishes (Eschmeyer 2014), and the Global Biodiversity Information Facility (GBIF; <http://www.gbif.org>). The FishBase and GBIF searches were conducted using the `rfishbase` 0.2-2 (Boettiger et al. 2012) and `rgbif` 0.5.0 (Chamberlain et al. 2014) packages in the R programming language (R Core Team 2014); a script to repeat these searches is presented in Suppl. material 1. The Catalog of Fishes was searched manually using their Web interface (date 05-03-14) using the terms "Nhamundá" and "Nhamunda" to avoid potential discrepancies due to the accent on the last letter. Local searches were performed on PDF copies of the Checklist of Catfishes (Ferraris 2007), the Check List of the Freshwater Fishes of South and Central America (Reis et al. 2003), and on over 3,500 locally stored articles on Neotropical ichthyology in PDF format (search script is available in Suppl. material 2). We additionally checked records for the neighbouring Trombetas and Uatumã rivers using `rfishbase`, `rgbif`, Catalog of Fishes, and Checklist of Catfishes. The database at the fish collection of the Instituto Nacional de Pesquisas da Amazônia (INPA) was also searched for catfish records from the Nhamundá drainage.

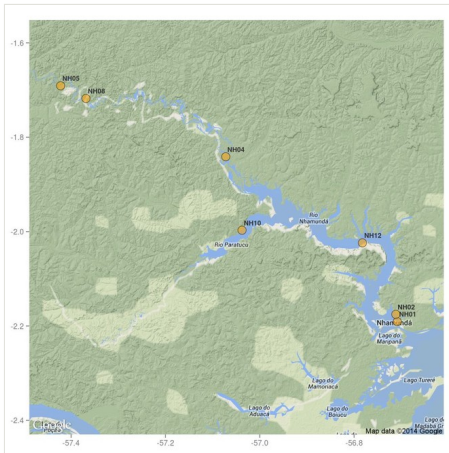
### Field sampling techniques

Fishes were collected during the November 2013 dry season using a combination of methods mostly targeting larger species: gill netting, rod and line fishing, spear fishing,

hand netting, and hand catching using snorkelling equipment. Fishes were photographed alive whenever possible following the recommendations outlined in Sabaj Pérez (2009), and were then euthanised using a eugenol (clove oil) solution. Subsequent image manipulation was carried out using GIMP (<http://www.gimp.org/>), also following Sabaj Pérez (2009). Tissue samples—usually from muscle and fin membranes on the right-side pectoral-fin base—were taken from a subset of specimens and stored in absolute ethanol in the tissue collection of the Laboratório de Evolução e Genética Animal, Universidade Federal do Amazonas (UFAM:CTGA). Fishes to be retained as vouchers were then fixed in 10% formalin before being transferred to 70% alcohol for long-term storage in the fish collection of INPA. Other institutional abbreviations follow Sabaj Pérez (2013).

## Description of collection sites

Our survey of the Rio Nhamundá was undertaken at seven main sampling locations on the lower reaches of the river, and these are shown in Fig. 2. Two distinct environments were observed in our survey area: (1) a narrower, sinuous, and faster flowing upstream section encompassing sampling sites NH05, NH08, and NH04 (Fig. 3a); and (2) a wider, slow-moving, lake-like lower section of the river encompassing sampling sites NH12, NH02, and NH01 (Fig. 3b).



**Figure 2.**

Location of sampling sites on the Rio Nhamundá. Map was created with the R package ggmap (Kahle and Wickham 2013).

Sampling site NH01 comprised a small rocky promontory of a black lateritic conglomerate layer forming part of the island town of Nhamundá (Fig. 4a). The rocks were broken up into large and small boulders overlying a sand/sediment substrate (Fig. 4b), and numerous holes were present in the rocks. Water temperature was 32.0°C (daytime), and water movement was minimal. This specific habitat did not appear to be common in the immediate area, at least on the basis of the amount of rock exposed above the water. Sampling site NH02 comprised a floating wooden pen made by ornamental fishermen to

house discus before resale, with terrestrial plants overhanging to provide shade for the discus. Sampling site NH12 comprised a rocky outcrop at the base of a hill (Fig. 4c). Rocks at NH12 were of a soft red lateritic type, and formed piles of large and small boulders above and below the water. Substrate at this site otherwise comprised fine sand and sediment, and water movement was minimal. Sampling site NH10 comprised a sandy beach of the Rio Paratucu, a right-hand tributary of the lower Rio Nhamundá.




Figure 3.

Images of the Rio Nhamundá showing the two distinctive environment types.

**a:** Narrow upstream section near sample site NH05.

**b:** Lake-like lower section at the town of Nhamundá, near sample site NH01.

Sampling site NH04 comprised a fairly typical representation of the upstream section of the river, mainly characterised by the presence of woody debris (Fig. 4d), i.e. fallen trees of varying states of decomposition (Fig. 4e). The river margin substrate was clay/soil, and water movement was moderate to strong depending on how exposed the trunks were to the main river current. Water temperature here was 28.9°C (daytime). Rocky habitats were uncommon in the upstream section of the river, with two exceptions being sampling sites NH05 (Fig. 4f) and NH08. These comprised two shallow areas of fast flowing water over a substrate of eroded bedrock and sand, forming a network of vertical fissures and crevices. Water temperature at NH05 was 28.3°C (night).

## Measurements and meristic techniques

Measurements of preserved material were taken with dial callipers to a precision of 0.1 mm. All measurements and counts for symmetrical features were taken from the left side of the specimen. For loricariids, measurements and meristic counts follow Armbruster (2003), and terminology for lateral plate rows follows Schaefer (1997). Terminology of colour pattern follows Kottelat and Freyhof (2007).

## Specimen identification

We used published literature to identify the specimens collected during our fieldwork, and we also provide here the characters found in those references that we used to make each identification. The identifications of the specimens from the INPA collection were also

cross-checked. When required, we examined photographs of type material on the All Species Catfish Inventory Web page (<http://acsi.acnatsci.org>).



Figure 4.

Habitat descriptions of sampling locations.

- a: Exposed laterite boulders at sampling site NH01.
- b: Underwater view of rocks and substrate at sampling site NH01.
- c: Exposed laterite boulders at sampling site NH12.
- d: River near sampling site NH04.
- e: Underwater view of woody substrates at sampling site NH04 (with *Peckoltia* cf. *vittata* visible).
- f: Fast current flowing over exposed bedrock at sampling site NH08.

We try to keep terminology consistent across species, but also attempt to maintain a degree of agreement with original authors' work in order to aid in referring back to their

characters. For example, when reporting the *Farlowella*, we refer to the "scutes" of Retzer and Page (1997) as "plates", following Schaefer (1997), but maintain reference to the "plates of second lateral row" of Retzer and Page (1997) instead of "mid-dorsal lateral plates" of Schaefer (1997).

We were conservative in applying names to the specimens collected, i.e. individuals were assigned to nominal species wherever possible, especially in cases where no modern literature for the group was available. In order to differentiate undetermined from undescribed species, we use consistent and informative tag-names following Leschen et al. (2009) for the latter, and simply "sp." for the former. If a putatively undescribed species could be determined as being allied to a nominal species, we used the "aff." qualifier in order to link the record to other collection events and species. For species with significant inter-individual variation and uncertainty in the identification, we used the "cf." qualifier, although we tried to avoid that wherever possible.

## Molecular methods

DNA barcodes were generated for at least one individual per species. Methodology for DNA extraction, PCR and sequencing follows Colatreli et al. (2012), but using primers FishF1 and FishR2 (Ward et al. 2005). Chromatograms were assembled in Geneious (Biomatters 2014) and aligned manually using the translated amino acid sequence. The nucleotide data was uploaded to GenBank in accordance with their DNA barcode submission tool, and comprises accession numbers KP772569:KP772605.

We also searched the Barcode of Life Data Systems (BOLD; <http://www.boldsystems.org/>; search term: "Genus species") and GenBank (<http://www.ncbi.nlm.nih.gov/nucleotide/>; search term: "Genus species COI"), in order to evaluate the current coverage of deposited COI sequence data for the fishes we collected (date 20-03-14).

## Inventory of the catfishes of the Lower Rio Nhamundá

### Family Auchenipteridae

#### *Ageneiosus* sp. "INPA 33873"

##### Material

- a. taxonRemarks: Undescribed species; kingdom: Animalia; phylum: Chordata; class: Actinopterygii; order: Siluriformes; family: Auchenipteridae; vernacularName: sp. "INPA 33873"; genus: *Ageneiosus*; country: Brazil; stateProvince: Pará; locality: Lower Nhamundá River; decimalLatitude: -2.23083; decimalLongitude: -56.77306; geodeticDatum: WGS84; eventDate: 2009-09-21; individualCount: 1; catalogNumber: 33873; recordedBy: Raphael Leitão; Henrique Lazzarotto; identifiedBy: R. Frederico; Rupert A. Collins; institutionCode: INPA; basisOfRecord: PreservedSpecimen

**Notes:** This record of a single specimen from the INPA fish collection comprises an undescribed *Ageneiosus* species referred to as *A. sp. n. "vittatus"* by Akama and Ribeiro (2013).

### ***Ageneiosus ucayalensis* Castelnau, 1855**

#### **Material**

- a. scientificName: *Ageneiosus ucayalensis* Castelnau, 1855; kingdom: Animalia; phylum: Chordata; class: Actinopterygii; order: Siluriformes; family: Auchenipteridae; genus: *Ageneiosus*; specificEpithet: ucayalensis; scientificNameAuthorship: Castelnau, 1855; country: Brazil; stateProvince: Pará; locality: Lower Nhamundá River; decimalLatitude: -2.23083; decimalLongitude: -56.77306; geodeticDatum: WGS84; eventDate: 2009-09-21; individualCount: 1; catalogNumber: 33875; recordedBy: Raphael Leitão; Henrique Lazzarotto; identifiedBy: R. Frederico; Rupert A. Collins; institutionCode: INPA; basisOfRecord: PreservedSpecimen

**Notes:** Record follows data from a single specimen in the collection of fishes at INPA.

### ***Auchenipterichthys longimanus* (Günther, 1864)**

- GenBank [KP772595](#)

#### **Material**

- a. scientificName: *Auchenipterichthys longimanus* (Günther, 1864); kingdom: Animalia; phylum: Chordata; class: Actinopterygii; order: Siluriformes; family: Auchenipteridae; genus: *Auchenipterichthys*; specificEpithet: longimanus; scientificNameAuthorship: (Günther, 1864); country: Brazil; stateProvince: Pará; locality: Lower Nhamundá River; decimalLatitude: -1.84123; decimalLongitude: -57.07212; geodeticDatum: WGS84; eventDate: 2013-11; individualCount: 3; catalogNumber: 43874; recordedBy: Valéria Nogueira Machado; Emanuell Duarte Ribeiro; Rupert A. Collins; otherCatalogNumbers: UFAM:CTGA:14289; UFAM:CTGA:14501; UFAM:CTGA:14502; associatedSequences: KP772595; identifiedBy: Rupert A. Collins; institutionCode: INPA; basisOfRecord: PreservedSpecimen

**Notes:** Identification to species level follows Ferraris et al. (2005) based on the following characters: coracoid not exposed ventrally; pelvic fin with nine branched rays; anterior teeth on premaxilla not visible when mouth closed; caudal fin emarginate; and body uniform dark colouration without dark spots.

Three individuals were caught by hand from their lodgements in woody substrates at the margin of the main river (sampling site NH04). An example of a live specimen is pictured in Fig. 5.





Figure 5.

*Auchenipterichthys longimanus* live colouration (130.0 mm SL; INPA 43874; UFAM:CTGA:14501).

### *Tatia* aff. *musaica* Royero, 1992

- GenBank [KP772597](https://www.ncbi.nlm.nih.gov/nuclot/KP772597)

#### Materials

- scientificName: *Tatia musaica* Royero, 1992; kingdom: Animalia; phylum: Chordata; class: Actinopterygii; order: Siluriformes; family: Auchenipteridae; genus: *Tatia*; specificEpithet: *musaica*; scientificNameAuthorship: Royero, 1992; country: Brazil; stateProvince: Pará; locality: Lower Nhamundá River; decimalLatitude: -1.71782; decimalLongitude: -57.36856; geodeticDatum: WGS84; eventDate: 2013-11; individualCount: 3; catalogNumber: 43883; recordedBy: Valéria Nogueira Machado; Emanuell Duarte Ribeiro; Rupert A. Collins; otherCatalogNumbers: UFAM:CTGA:14421; UFAM:CTGA:14038; UFAM:CTGA:14039; identifiedBy: Rupert A. Collins; identificationQualifier: aff. *musaica*; institutionCode: INPA; basisOfRecord: PreservedSpecimen
- scientificName: *Tatia musaica* Royero, 1992; kingdom: Animalia; phylum: Chordata; class: Actinopterygii; order: Siluriformes; family: Auchenipteridae; genus: *Tatia*; specificEpithet: *musaica*; scientificNameAuthorship: Royero, 1992; country: Brazil; stateProvince: Pará; locality: Lower Nhamundá River; decimalLatitude: -1.84123; decimalLongitude: -57.07212; geodeticDatum: WGS84; eventDate: 2013-11; individualCount: 4; catalogNumber: 43875; recordedBy: Valéria Nogueira Machado; Emanuell Duarte Ribeiro; Rupert A. Collins; otherCatalogNumbers: UFAM:CTGA:14507; UFAM:CTGA:14508; UFAM:CTGA:14040; UFAM:CTGA:14041; associatedSequences: KP772597; identifiedBy: Rupert A. Collins; identificationQualifier: aff. *musaica*; institutionCode: INPA; basisOfRecord: PreservedSpecimen
- scientificName: *Tatia musaica* Royero, 1992; kingdom: Animalia; phylum: Chordata; class: Actinopterygii; order: Siluriformes; family: Auchenipteridae; genus: *Tatia*; specificEpithet: *musaica*; scientificNameAuthorship: Royero, 1992; country: Brazil; stateProvince: Pará; locality: Lower Nhamundá River; decimalLatitude: -2.02386; decimalLongitude: -56.78235; geodeticDatum: WGS84; eventDate: 2013-11; individualCount: 9; catalogNumber: 43867; recordedBy: Valéria Nogueira Machado; Emanuell Duarte Ribeiro; Rupert A. Collins; identifiedBy: Rupert A. Collins;

- identificationQualifier: aff. *musaica*; institutionCode: INPA; basisOfRecord: PreservedSpecimen
- d. scientificName: *Tatia musaica* Royero, 1992; kingdom: Animalia; phylum: Chordata; class: Actinopterygii; order: Siluriformes; family: Auchenipteridae; genus: *Tatia*; specificEpithet: *musaica*; scientificNameAuthorship: Royero, 1992; country: Colombia; stateProvince: Guainia; locality: Lower Atabapo River; decimalLatitude: 4.02883; decimalLongitude: -67.70458; geodeticDatum: WGS84; eventDate: 2014-05; individualCount: 3; catalogNumber: 14031; 14032; 14033; recordedBy: Tomas Hrbek; José Gregorio Martínez; Joiciane Gonçalves Farias; associatedSequences: KP772569; KP772570; KP772571; identifiedBy: Rupert A. Collins; institutionCode: UFAM; collectionCode: CTGA; basisOfRecord: PreservedSpecimen
- e. scientificName: *Tatia musaica* Royero, 1992; kingdom: Animalia; phylum: Chordata; class: Actinopterygii; order: Siluriformes; family: Auchenipteridae; genus: *Tatia*; specificEpithet: *musaica*; scientificNameAuthorship: Royero, 1992; country: Brazil; stateProvince: Pará; locality: Lower Nhamundá River; decimalLatitude: -2.00111; decimalLongitude: -56.51889; geodeticDatum: WGS84; eventDate: 2009-09-22; individualCount: 36; catalogNumber: 35086; recordedBy: Raphael Leitão; Henrique Lazzarotto; identifiedBy: Raphael Leitão; Rupert A. Collins; identificationQualifier: aff. *musaica*; institutionCode: INPA; basisOfRecord: PreservedSpecimen

**Notes:** Identification as a possibly undescribed species similar to *Tatia musaica*, follows Royero (1992), Sarmiento-Soares and Martins-Pinheiro (2008), Vari and Ferraris (2013), and Vari and Calegari (2014) based on the following characters: strongly contrasting dorsal (black) and ventral (white) colour pattern, with irregular lateral pigmentation extending nearly to ventrum; pigmentation extending onto caudal fin lobes as medial stripes; pigmented dorsal-fin spine; bifid third nuchal plate; and long post-cleithral process surpassing the nuchal plates.

Specifically, our specimens differ from *T. musaica* as described by Royero (1992) (images can be found on the All Species Catfish Inventory Web page; [http://acsi.acnatsci.org/base/image\\_list.html?mode=genus&genus=Tatia](http://acsi.acnatsci.org/base/image_list.html?mode=genus&genus=Tatia)) in at least two aspects: unpigmented area dorso-posteriorly to the orbit (slightly elongated and smaller than orbit diameter); and third nuchal plate larger and unpigmented (including some of the surrounding skin). Our examination of topotypic *T. musaica* material from the Río Atabapo of Colombia/Venezuela confirm these differences, in addition to a 5.2% COI sequence divergence (32 mutations over 615 bp). Our Nhamundá specimens are also similar to *Tatia melanoleuca* as described by Vari and Calegari (2014), but differ from this species mainly in respect to the distribution of dark pigmentation on the caudal fin, dorsal-fin spine, and lateral surfaces.

Sixteen individuals were caught either by hand from their lodgements in woody substrates (sampling sites NH04 and NH08), or more effectively using a hand net at the surface after attracting insects—on which they were feeding—with a light (sampling site NH12); under such conditions they appeared abundant on the lower Nhamundá. An example of a live specimen is pictured in Fig. 6.



Figure 6.

*Tatia* aff. *musaica* live colouration (47.8 mm SL; INPA 43875; UFAM:CTGA:14508).

Two lots of *Centromochlus* from the INPA fish collection were collected from the Rio Nhamundá. Both were out on loan at the time of this study and could not be examined here, but the first—36 specimens of *Centromochlus* sp. "orca" (INPA 35086)—contains a fish clearly conspecific with our *T. aff. musaica* based on the assigned tag name, and so we have included this lot under our *T. aff. musaica*. We were unsure of the identity of the second—a record of a *Centromochlus* sp. "pigmento" (INPA 35087) referred to by Sarmiento-Soares et al. (2013) as *Centromochlus* sp.—and so have not included this species in the checklist.

### ***Tatia nigra* Sarmiento-Soares & Martins-Pinheiro, 2008**

- GenBank [KP772596](https://www.ncbi.nlm.nih.gov/nuclot/KP772596)

#### **Material**

- a. scientificName: *Tatia nigra* Sarmiento-Soares & Martins-Pinheiro, 2008; kingdom: Animalia; phylum: Chordata; class: Actinopterygii; order: Siluriformes; family: Auchenipteridae; genus: *Tatia*; specificEpithet: nigra; scientificNameAuthorship: Sarmiento-Soares & Martins-Pinheiro, 2008; country: Brazil; stateProvince: Pará; locality: Lower Nhamundá River; decimalLatitude: -1.84123; decimalLongitude: -57.07212; geodeticDatum: WGS84; eventDate: 2013-11; individualCount: 4; catalogNumber: 43876; recordedBy: Valéria Nogueira Machado; Emanuell Duarte Ribeiro; Rupert A. Collins; otherCatalogNumbers: UFAM:CTGA:14503; UFAM:CTGA:14504; UFAM:CTGA:14505; UFAM:CTGA:14506; associatedSequences: KP772596; identifiedBy: Rupert A. Collins; institutionCode: INPA; basisOfRecord: PreservedSpecimen

**Notes:** Identification to species level follows Sarmiento-Soares and Martins-Pinheiro (2008) based on the following characters: short post-cleithral process (about 60% of head length) not reaching vertical through origin of dorsal fin; and body colouration dark brown.

Four individuals were caught by hand from their lodgements in woody substrates at the margin of the main river (sampling site NH04). The species was also observed in rocky habitats (sampling sites NH08 and NH12), but were more difficult to catch in this situation. An example of a live specimen is pictured in Fig. 7.



Figure 7.

*Tatia nigra* live colouration (101.0 mm SL; INPA 43876; UFAM:CTGA:14503).

### *Trachycorystes trachycorystes* (Valenciennes, 1840)

- GenBank [KP772586](#)

#### Material

- a. scientificName: *Trachycorystes trachycorystes* (Valenciennes, 1840); kingdom: Animalia; phylum: Chordata; class: Actinopterygii; order: Siluriformes; family: Auchenipteridae; genus: *Trachycorystes*; specificEpithet: *trachycorystes*; scientificNameAuthorship: (Valenciennes, 1840); country: Brazil; stateProvince: Pará; locality: Lower Nhamundá River; decimalLatitude: -1.67511; decimalLongitude: -57.47678; geodeticDatum: WGS84; eventDate: 2013-11; individualCount: 2; catalogNumber: 43897; recordedBy: Valéria Nogueira Machado; Emanuell Duarte Ribeiro; Rupert A. Collins; otherCatalogNumbers: UFAM:CTGA:14428; UFAM:CTGA:14429; associatedSequences: KP772586; identifiedBy: Rupert A. Collins; institutionCode: INPA; basisOfRecord: PreservedSpecimen

**Notes:** Identification to species level follows Britski and Akama (2011) based on the following characters: lower jaw prognathus; skull roof covered by thin integument; inner mental barbel reaching base of outer mental barbel; dorsal-fin spine serrated only along anterior margin; and caudal fin emarginate (our specimens had suffered damage to the lobes of the caudal fin, presumably due to piranhas).

Two individuals were caught at night using gill nets set in the margins of the main river. An example of a live specimen is pictured in Fig. 8.



Figure 8.

*Trachycorystes trachycorystes* live colouration (305.0 mm SL; INPA 43897; UFAM:CTGA:14429). Image flipped horizontally.

## Family Doradidae

### *Astrodoras asterifrons* (Kner, 1853)

- GenBank [KP772601](https://www.ncbi.nlm.nih.gov/nuclot/KP772601)

#### Material

- a. scientificName: *Astrodoras asterifrons* (Kner, 1853); kingdom: Animalia; phylum: Chordata; class: Actinopterygii; order: Siluriformes; family: Doradidae; genus: *Astrodoras*; specificEpithet: *asterifrons*; scientificNameAuthorship: (Kner, 1853); country: Brazil; stateProvince: Pará; locality: Lower Nhamundá River; decimalLatitude: -2.02386; decimalLongitude: -56.78235; geodeticDatum: WGS84; eventDate: 2013-11; individualCount: 2; catalogNumber: 43868; recordedBy: Valéria Nogueira Machado; Emanuell Duarte Ribeiro; Rupert A. Collins; otherCatalogNumbers: UFAM:CTGA:14539; UFAM:CTGA:14540; associatedSequences: KP772601; identifiedBy: Rupert A. Collins; institutionCode: INPA; basisOfRecord: PreservedSpecimen

**Notes:** Identification to species level follows Sousa (2010) based on the following characters: flattened body shape; upper limit of pre-opercular canal not reaching lateral border of the cranium; seven branched rays in the dorsal lobe of the caudal fin; dorsal margin of the orbit high; procurrent rays of the caudal fin expanded into bony shields; and diverticula of the swim bladder simple, with tapered rear end.

Two individuals were caught by hand-net at night over a sandy/silty substrate (sampling site NH12). An example of a live specimen is pictured in Fig. 9.



Figure 9.

*Astrodoras asterifrons* live colouration (69.7 mm SL; INPA 43868; UFAM:CTGA:14540)

### ***Hassar orestis* (Steindachner, 1875)**

**Notes:** Record follows data from Birindelli et al. (2011).

### ***Ossancora asterophysa* Birindelli & Sabaj Pérez, 2011**

**Notes:** Record follows data from Birindelli and Sabaj Pérez (2011).

### ***Scorpiodoras heckelii* (Kner, 1855)**

- GenBank [KP772600](https://www.ncbi.nlm.nih.gov/nuclot/KP772600)

#### **Material**

- scientificName: *Scorpiodoras heckelii* (Kner, 1855); kingdom: Animalia; phylum: Chordata; class: Actinopterygii; order: Siluriformes; family: Doradidae; genus: *Scorpiodoras*; specificEpithet: heckelii; scientificNameAuthorship: (Kner, 1855); country: Brazil; stateProvince: Pará; locality: Lower Nhamundá River; decimalLatitude: -1.99702; decimalLongitude: -57.03758; geodeticDatum: WGS84; eventDate: 2013-11; individualCount: 1; catalogNumber: 43872; recordedBy: Valéria Nogueira Machado; Emanuell Duarte Ribeiro; Rupert A. Collins; otherCatalogNumbers: UFAM:CTGA:14538; associatedSequences: KP772600; identifiedBy: Rupert A. Collins; institutionCode: INPA; basisOfRecord: PreservedSpecimen

**Notes:** Identification to species level for this specimen could not be adequately made using morphological characters due to the small size of the immature specimen. However, rather than exclude the individual, we compared the DNA barcodes to the COI sequences presented by Arce et al. (2013) in their doradid phylogeny. The specimen clustered with, and was 1.36% divergent from (seven mutations in 516 bp), *Scorpiodoras heckelii* (GenBank KC555695), and is most likely conspecific given the known distribution of the species and its congeners (Sousa and Birindelli 2011).

One individual was caught by hand-net on the Rio Paratucu (sampling site NH10). This specimen is pictured in Fig. 10.



Figure 10.

*Scorpiodoras heckelii* juvenile, live colouration (30.1 mm SL; INPA 43872; UFAM:CTGA:14538).

## Family Heptapteridae

### *Goeldiella eques* (Müller & Troschel, 1849)

- GenBank [KP772599](https://www.ncbi.nlm.nih.gov/nuclot/KP772599)

#### Material

- a. scientificName: *Goeldiella eques* (Müller & Troschel, 1849); kingdom: Animalia; phylum: Chordata; class: Actinopterygii; order: Siluriformes; family: Heptapteridae; genus: *Goeldiella*; specificEpithet: *eques*; scientificNameAuthorship: (Müller & Troschel, 1849); country: Brazil; stateProvince: Pará; locality: Lower Nhamundá River; decimalLatitude: -1.99702; decimalLongitude: -57.03758; geodeticDatum: WGS84; eventDate: 2013-11; individualCount: 1; catalogNumber: 43873; recordedBy: Valéria Nogueira Machado; Emanuell Duarte Ribeiro; Rupert A. Collins; otherCatalogNumbers: UFAM:CTGA:14537; associatedSequences: KP772599; identifiedBy: Rupert A. Collins; institutionCode: INPA; basisOfRecord: PreservedSpecimen

**Notes:** Identification to species level follows Eigenmann and Norris (1900) and Eigenmann (1912) based on the following characters: rounded caudal fin with larger lower lobe; distinct cranial fontanelle; maxillary barbels long, extending to caudal (extended only to caudal peduncle in our specimen); dorsal spine notched anteriorly; dark stripe along lateral line (in our specimen this comprised just a elongated blotch under the dorsal fin); base of caudal with dark bar; and obliquely angled dark saddle behind head (from dorsal insertion to base of opercle); and body and fins irregularly mottled.

One individual was caught by hand-net on the Rio Paratucu (sampling site NH10), and delivered a painful sting, confirming that many heptapterids are venomous (Wright 2009). This specimen is pictured in Fig. 11.



Figure 11.

*Goeldiella eques* live colouration (134.0 mm SL; INPA 43873; UFAM:CTGA:14537).

### *Pimelodella* sp.

- GenBank [KP772572](#)

#### Material

- a. scientificName: *Pimelodella*; taxonRemarks: Species undetermined; kingdom: Animalia; phylum: Chordata; class: Actinopterygii; order: Siluriformes; family: Heptapteridae; genus: *Pimelodella*; country: Brazil; stateProvince: Pará; locality: Lower Nhamundá River; decimalLatitude: -1.6909; decimalLongitude: -57.42231; geodeticDatum: WGS84; eventDate: 2013-11; individualCount: 1; catalogNumber: 43890; recordedBy: Valéria Nogueira Machado; Emanuell Duarte Ribeiro; Rupert A. Collins; otherCatalogNumbers: UFAM:CTGA:14290; associatedSequences: KP772572; identifiedBy: Rupert A. Collins; institutionCode: INPA; basisOfRecord: PreservedSpecimen

**Notes:** Tentative identification to genus level follows Eigenmann and Eigenmann (1890) and Eigenmann (1917) based on the following characters: occipital process narrow, reaching dorsal plate; fontanel continued to base of occipital process, with bridge above the posterior margin of the eye; dorsal-fin and pectoral-fin spines strong; humeral process spine-like; and dorsal fin with six branched rays.

Given the large diversity of the group, and the paucity of modern treatments dealing with heptapterids, we are currently unable to identify this fish to species level, and our genus identification is tentative. Important characters include the caudal fin lobes of approximately equal length, maxillary barbels not surpassing anal fin (left barbel is damaged in our specimen), the complete lack of dark longitudinal stripe, the wedge-shaped mark on the dorsal-fin, and the dark saddle anterior to the dorsal fin.

One individual was caught by hand-net on a sandy beach habitat (adjacent to sampling site NH05). This specimen is pictured in Fig. 12.





Figure 12.

*Pimelodella* sp. live colouration (48.9 mm SL; INPA 43890; UFAM:CTGA:14290).

## Family Loricariidae

### Subfamily Hypoptopomatinae

#### *Hypoptopoma incognitum* Aquino & Schaefer, 2010

- GenBank [KP772573](https://www.ncbi.nlm.nih.gov/GenBank/lookup?term=KP772573)

#### Material

- a. scientificName: *Hypoptopoma incognitum* Aquino & Schaefer, 2010; kingdom: Animalia; phylum: Chordata; class: Actinopterygii; order: Siluriformes; family: Loricariidae; genus: *Hypoptopoma*; specificEpithet: *incognitum*; scientificNameAuthorship: Aquino & Schaefer, 2010; country: Brazil; stateProvince: Pará; locality: Lower Nhamundá River; decimalLatitude: -2.17525; decimalLongitude: -56.7115; geodeticDatum: WGS84; eventDate: 2013-11; individualCount: 13; catalogNumber: 43865; recordedBy: Valéria Nogueira Machado; Emanuell Duarte Ribeiro; Rupert A. Collins; otherCatalogNumbers: UFAM:CTGA:14306; UFAM:CTGA:14307; UFAM:CTGA:14308; UFAM:CTGA:14309; UFAM:CTGA:14310; associatedSequences: KP772573; identifiedBy: Rupert A. Collins; institutionCode: INPA; basisOfRecord: PreservedSpecimen

**Notes:** Identification to species level follows Aquino and Schaefer (2010) based on the following characters: flattened head with eyes placed ventrolaterally and visible from below; laterally expanded nuchal plate; six pairs of lateral abdominal plates posterior to coracoids; thoracic plates present; three midventral plates between cleithral posterior process and first plate of ventral series; anal shield composed of single plate; second infraorbital laterally contacting to two ventral dermal plates; patch of odontodes present on anterolateral aspect of cleithrum at opening to branchial chamber; and caudal fin with series of around three dark bands (irregular in our specimens).

Thirteen individuals were caught by hand from submerged terrestrial vegetation (sampling site NH02). An example of a live specimen is pictured in Fig. 13.



Figure 13.

*Hypoptopoma incognitum* live colouration (83.9 mm SL; INPA 43865; UFAM:CTGA:14310).

## Subfamily Hypostominae

### *Ancistrus dolichopterus* Kner, 1854

- GenBank [KP772578](#)
- GenBank [KP772593](#)

#### Materials

- a. scientificName: *Ancistrus dolichopterus* Kner, 1854; kingdom: Animalia; phylum: Chordata; class: Actinopterygii; order: Siluriformes; family: Loricariidae; genus: *Ancistrus*; specificEpithet: *dolichopterus*; scientificNameAuthorship: Kner, 1854; country: Brazil; stateProvince: Pará; locality: Lower Nhamundá River; decimalLatitude: -1.84123; decimalLongitude: -57.07212; geodeticDatum: WGS84; eventDate: 2013-11; individualCount: 10; catalogNumber: 43877; recordedBy: Valéria Nogueira Machado; Emanuell Duarte Ribeiro; Rupert A. Collins; otherCatalogNumbers: UFAM:CTGA:14320; UFAM:CTGA:14321; UFAM:CTGA:14322; UFAM:CTGA:14323; UFAM:CTGA:14324; UFAM:CTGA:14489; UFAM:CTGA:14490; UFAM:CTGA:14491; UFAM:CTGA:14492; UFAM:CTGA:14493; associatedSequences: KP772578; KP772593; identifiedBy: Rupert A. Collins; institutionCode: INPA; basisOfRecord: PreservedSpecimen
- b. scientificName: *Ancistrus dolichopterus* Kner, 1854; kingdom: Animalia; phylum: Chordata; class: Actinopterygii; order: Siluriformes; family: Loricariidae; genus: *Ancistrus*; specificEpithet: *dolichopterus*; scientificNameAuthorship: Kner, 1854; country: Brazil; stateProvince: Pará; locality: Lower Nhamundá River; decimalLatitude: -2.19081; decimalLongitude: -56.7084; geodeticDatum: WGS84; eventDate: 2013-11; individualCount: 1; catalogNumber: 43861; recordedBy: Valéria Nogueira Machado; Emanuell Duarte Ribeiro; Rupert A. Collins; otherCatalogNumbers: UFAM:CTGA:14549; identifiedBy: Rupert A. Collins; institutionCode: INPA; basisOfRecord: PreservedSpecimen

**Notes:** Identification to species level follows Armbruster (2004), and Kner (1854) based on the following characters: three rows of lateral plates on the caudal peduncle; snout naked with fleshy tentacles lacking odontodes; 8-9 branched dorsal-fin rays (three individuals with nine rays and eight individuals with eight rays); and black colour with small white dots (apparent on body and fins in life, but only apparent on abdomen in preserved material).

We note that *Ancistrus*, and particularly the Amazonian species, are a group in dire need of taxonomic revision.

Eleven individuals were caught by hand on both woody (sampling site NH04) and rocky substrates (sampling site NH01). The species appeared abundant throughout the river. An example of a live specimen is pictured in Fig. 14.



Figure 14.

*Ancistrus dolichopterus* live colouration (87.8 mm SL; INPA 43877; UFAM:CTGA:14490).

### ***Ancistrus* sp. "INPA 43862"**

- GenBank [KP772604](#)

#### **Material**

- a. scientificName: *Ancistrus*; taxonRemarks: Possible undescribed species; kingdom: Animalia; phylum: Chordata; class: Actinopterygii; order: Siluriformes; family: Loricariidae; taxonRank: genus; vernacularName: sp. "INPA 43862"; genus: *Ancistrus*; country: Brazil; stateProvince: Pará; locality: Lower Nhamundá River; decimalLatitude: -2.19081; decimalLongitude: -56.7084; geodeticDatum: WGS84; eventDate: 2013-11; individualCount: 2; catalogNumber: 43862; recordedBy: Valéria Nogueira Machado; Emanuell Duarte Ribeiro; Rupert A. Collins; otherCatalogNumbers: UFAM:CTGA:14547; UFAM:CTGA:14548; associatedSequences: KP772604; identifiedBy: Rupert A. Collins; institutionCode: INPA; basisOfRecord: PreservedSpecimen

**Notes:** Following Armbruster (2004), Kner (1854), Muller et al. (1994), Günther (1864), Pellegrin (1912), and Eigenmann (1912) we report the following combination of characters allowing a genus-level identification only: three rows of lateral plates on the caudal peduncle; snout naked with fleshy tentacles lacking odontodes; body and head wide and extremely flattened; snout long and pointed; seven branched dorsal-fin rays; six branched pectoral-fin rays; eyes large (orbit diameter approximately 20% of HL) and situated high on the head; narrow gill openings; and colouration black, with small yellow-white dots in life.

Among the superficially similar nominal *Ancistrus*—e.g. *A. dolichopterus* Kner, 1854, *A. hoplogenyis* (Günther, 1864), *A. leucostictus* (Günther, 1864), *A. lithurgicus* Eigenmann, 1912, *A. macrophthalmus* (Pellegrin, 1912), and *A. ranunculus* Muller, Rapp Py-Daniel & Zuanon, 1994—this fish is most similar in the shape of head and eyes to *A. macrophthalmus* and *A. lithurgicus*. However, the fish collected from the lower Nhamundá had just three branched anal-fin rays, compared to four for both of these species. More individuals will need to be collected, and further investigation of available names in *Ancistrus* carried out in order to discover if this indeed represents an undescribed species.

Two individuals were caught by hand at night from rocky substrates (sampling site NH01). An example of a live specimen is pictured in Fig. 15.



Figure 15.

*Ancistrus* sp. "INPA 43862" live colouration (93.1 mm SL; INPA 43862; UFAM:CTGA:14547).

a: Lateral view.

b: Dorsal view showing body shape.

### ***Dekeyseria scaphirhyncha* (Kner, 1854)**

- GenBank [KP772574](https://www.ncbi.nlm.nih.gov/GenBank/CP0772574)

#### **Materials**

- scientificName: *Dekeyseria scaphirhyncha* (Kner, 1854); kingdom: Animalia; phylum: Chordata; class: Actinopterygii; order: Siluriformes; family: Loricariidae; genus: *Dekeyseria*; specificEpithet: *scaphirhyncha*; scientificNameAuthorship: (Kner, 1854); country: Brazil; stateProvince: Pará; locality: Lower Nhamundá River; decimalLatitude: -1.84123; decimalLongitude: -57.07212; geodeticDatum: WGS84; eventDate: 2013-11;

individualCount: 8; catalogNumber: 43878; recordedBy: Valéria Nogueira Machado; Emanuell Duarte Ribeiro; Rupert A. Collins; otherCatalogNumbers: UFAM:CTGA:14311; UFAM:CTGA:14312; UFAM:CTGA:14313; UFAM:CTGA:14314; UFAM:CTGA:14315; associatedSequences: KP772574; identifiedBy: Rupert A. Collins; institutionCode: INPA; basisOfRecord: PreservedSpecimen

- b. scientificName: *Dekeyseria scaphirhyncha* (Kner, 1854); kingdom: Animalia; phylum: Chordata; class: Actinopterygii; order: Siluriformes; family: Loricariidae; genus: *Dekeyseria*; specificEpithet: scaphirhyncha; scientificNameAuthorship: (Kner, 1854); country: Brazil; stateProvince: Pará; locality: Lower Nhamundá River; decimalLatitude: -1.71782; decimalLongitude: -57.36856; geodeticDatum: WGS84; eventDate: 2013-11; individualCount: 1; catalogNumber: 43884; recordedBy: Valéria Nogueira Machado; Emanuell Duarte Ribeiro; Rupert A. Collins; identifiedBy: Rupert A. Collins; institutionCode: INPA; basisOfRecord: PreservedSpecimen

**Notes:** Identification to species level follows Armbruster (2004), Rapp Py-Daniel (1985) and La Monte (1929) based on the following characters: lateral plates with well-developed keels; hypertrophied odontodes present along snout margin; three rows of lateral plates on the caudal peduncle; large interorbital distance; pronounced medial ridge on snout; head plates with sinuous rows of odontodes; interopercular plate with between 15 and 20 strong and distally hooked odontodes; pectoral spine roughly same length as head, with long odontodes; and spots on body roughly same size as those on head.

Nine individuals were caught by hand from woody substrates (sampling sites NH04 and NH08). In addition to the main river stem, the species was also observed in lake and igarapé habitats, and appeared abundant. It was not found in association with rocks. An example of a live specimen is pictured in Fig. 16.



Figure 16.

*Dekeyseria scaphirhyncha* live colouration (178.3 mm SL; INPA 43884; UFAM:CTGA:14311).

## *Hypancistrus* sp. "INPA 43863"

- GenBank [KP772605](#)

### Material

- a. scientificName: *Hypancistrus*; taxonRemarks: Possible undescribed species; kingdom: Animalia; phylum: Chordata; class: Actinopterygii; order: Siluriformes; family: Loricariidae; vernacularName: sp. "INPA 43863"; genus: *Hypancistrus*; country: Brazil; stateProvince: Pará; locality: Lower Nhamundá River; decimalLatitude: -2.19081; decimalLongitude: -56.7084; geodeticDatum: WGS84; eventDate: 2013-11; individualCount: 12; catalogNumber: 43863; recordedBy: Valéria Nogueira Machado; Emanuell Duarte Ribeiro; Rupert A. Collins; otherCatalogNumbers: UFAM:CTGA:14552; UFAM:CTGA:14553; UFAM:CTGA:14554; UFAM:CTGA:14555; UFAM:CTGA:14556; associatedSequences: KP772605; identifiedBy: Rupert A. Collins; institutionCode: INPA; basisOfRecord: PreservedSpecimen

**Notes:** Following Armbruster et al. (2007) and Armbruster (2008) we report the following combination of characters allowing a genus-level identification only: five rows of lateral plates on the caudal peduncle; lateral plates not keeled; dentaries forming angle of < 90°; dentary teeth almost twice as long as premaxillary teeth; dentary teeth widely spaced with medial gap between tooth cups as wide as the tooth cups themselves; supraorbital crests very distinct; dark E-shaped pattern on snout (irregular in some individuals); pattern on body of oblique dark bands (almost horizontal wavy stripes in some individuals), with dark bands generally wider than pale bands (i.e. body more dark coloured than pale coloured); dorsal fin with complete bands; and caudal fin with dark vertical bands.

The *Hypancistrus* from the Nhamundá is ostensibly similar to *Hypancistrus furuncululus* Armbruster, Lujan & Taphorn (2007), but we hypothesise that it represents a distinct species from *H. furuncululus* due to the pronounced supraorbital crests, wide gap between the dentary tooth cups, and colour pattern of wide dark bands and thin pale bands. We await the description of a number of similar species from the Brazilian Shield rivers, some of which may end up being more closely related to this fish than *H. furuncululus* is. The species is known in the aquarium trade as *Hypancistrus* sp. "L475" (Konn-Vetterlein and Haagensen 2015)

Twelve individuals were caught by hand at night from rocky substrates (sampling site NH01). Four examples of live specimens are pictured in Fig. 17 to illustrate variation in colour pattern.




Figure 17.

*Hypancistrus* sp. "INPA 43863" live colouration.

a: Lateral view, 68.6 mm SL.

b: Lateral view, 60.8 mm SL.

c: Lateral view, 73.1 mm SL. Image flipped horizontally.

d: Lateral view, 64.3 mm SL.

### *Hypostomus carinatus* (Steindachner, 1881)

- GenBank [KP772576](#)
- GenBank [KP772577](#)

#### Materials

- a. scientificName: *Hypostomus carinatus* (Steindachner, 1881); kingdom: Animalia; phylum: Chordata; class: Actinopterygii; order: Siluriformes; family: Loricariidae; genus: *Hypostomus*; specificEpithet: *carinatus*; scientificNameAuthorship: (Steindachner, 1881); country: Brazil; stateProvince: Pará; locality: Lower Nhamundá River; decimalLatitude: -1.84123; decimalLongitude: -57.07212; geodeticDatum: WGS84; eventDate: 2013-11; individualCount: 3; catalogNumber: 43879; recordedBy: Valéria Nogueira Machado; Emanuell Duarte Ribeiro; Rupert A. Collins; otherCatalogNumbers: UFAM:CTGA:14317; UFAM:CTGA:14318; UFAM:CTGA:14319; associatedSequences: KP772576; KP772577; identifiedBy: Rupert A. Collins; institutionCode: INPA; basisOfRecord: PreservedSpecimen
- b. scientificName: *Hypostomus carinatus* (Steindachner, 1881); kingdom: Animalia; phylum: Chordata; class: Actinopterygii; order: Siluriformes; family: Loricariidae; genus: *Hypostomus*; specificEpithet: *carinatus*; scientificNameAuthorship: (Steindachner, 1881); country: Brazil; stateProvince: Pará; locality: Lower Nhamundá River; decimalLatitude: -1.71782; decimalLongitude: -57.36856; geodeticDatum: WGS84; eventDate: 2013-11; individualCount: 1; catalogNumber: 43885; recordedBy: Valéria Nogueira Machado; Emanuell Duarte Ribeiro; Rupert A. Collins; otherCatalogNumbers: UFAM:CTGA:14426; identifiedBy: Rupert A. Collins; institutionCode: INPA; basisOfRecord: PreservedSpecimen

**Notes:** Identification to species level follows Zawadzki et al. (2013) and Rapp Py-Daniel (1988) based on the following characters: greater than three (around eight to ten) predorsal plates limiting the posterior border of the supraoccipital; elongated

caudal peduncle; caudal fin strongly emarginated; dark spots on lighter background; and lower lobe of caudal fin darker than upper lobe.

Four individuals were caught by hand from woody substrates at the margin of the main river (sampling sites NH04 and NH08). An example of a live specimen is pictured in Fig. 18.



Figure 18.

*Hypostomus carinatus* live colouration (196.4 mm SL; INPA 43879; UFAM:CTGA:14317).

### ***Hypostomus macushi* Armbruster & de Souza, 2005**

- GenBank [KP772585](https://www.ncbi.nlm.nih.gov/nuclot/KP772585)

#### **Material**

- a. scientificName: *Hypostomus macushi* Armbruster & de Souza, 2005; kingdom: Animalia; phylum: Chordata; class: Actinopterygii; order: Siluriformes; family: Loricariidae; genus: *Hypostomus*; specificEpithet: *macushi*; scientificNameAuthorship: Armbruster & de Souza, 2005; country: Brazil; stateProvince: Pará; locality: Lower Nhamundá River; decimalLatitude: -1.71782; decimalLongitude: -57.36856; geodeticDatum: WGS84; eventDate: 2013-11; individualCount: 1; catalogNumber: 46973; recordedBy: Valéria Nogueira Machado; Emanuell Duarte Ribeiro; Rupert A. Collins; otherCatalogNumbers: UFAM:CTGA:14425; associatedSequences: KP772585; identifiedBy: Rupert A. Collins; Cláudio H. Zawadzki; institutionCode: INPA; basisOfRecord: PreservedSpecimen

**Notes:** Identification to species level follows Armbruster (2003b) and Armbruster and de Souza (2005) based on the following characters: dentaries forming angle of  $< 80^\circ$ ; spoon-shaped teeth (although not fully formed in this small specimen); widely-spaced large black spots on a light background; and a lack of longitudinal dark stripes.

One individual was caught by hand from woody substrates at the margin of the main river (sampling site NH08). An example of a live specimen is pictured in Fig. 19.





Figure 19.

*Hypostomus macushi* live colouration (75.4 mm SL; INPA 46973; UFAM:CTGA:14425).

### *Hypostomus plecostomus* (Linnaeus, 1758)

#### Material

- a. scientificName: *Hypostomus plecostomus* (Linnaeus, 1758); kingdom: Animalia; phylum: Chordata; class: Actinopterygii; order: Siluriformes; family: Loricariidae; genus: *Hypostomus*; specificEpithet: plecostomus; scientificNameAuthorship: (Linnaeus, 1758); country: Brazil; stateProvince: Pará; locality: Lower Nhamundá River; decimalLatitude: -2.23096; decimalLongitude: -56.77293; geodeticDatum: WGS84; eventDate: 2009-09-21; individualCount: 1; catalogNumber: 33888; recordedBy: Raphael Leitão; Henrique Lazzarotto; identifiedBy: Cláudio H. Zawadzki; institutionCode: INPA; basisOfRecord: PreservedSpecimen

**Notes:** Record follows data from a single specimen in the collection of fishes at INPA.

### *Lasiancistrus schomburgkii* (Günther, 1864)

- GenBank [KP772579](https://www.ncbi.nlm.nih.gov/nuclot/KP772579)

#### Materials

- a. scientificName: *Lasiancistrus schomburgkii* (Günther, 1864); kingdom: Animalia; phylum: Chordata; class: Actinopterygii; order: Siluriformes; family: Loricariidae; genus: *Lasiancistrus*; specificEpithet: schomburgkii; scientificNameAuthorship: (Günther, 1864); country: Brazil; stateProvince: Pará; locality: Lower Nhamundá River; decimalLatitude: -1.6909; decimalLongitude: -57.42231; geodeticDatum: WGS84; eventDate: 2013-11; individualCount: 1; catalogNumber: 43886; recordedBy: Valéria Nogueira Machado; Emanuell Duarte Ribeiro; Rupert A. Collins; otherCatalogNumbers: UFAM:CTGA:14329; associatedSequences: KP772579; identifiedBy: Rupert A. Collins; institutionCode: INPA; basisOfRecord: PreservedSpecimen
- b. scientificName: *Lasiancistrus schomburgkii* (Günther, 1864); kingdom: Animalia; phylum: Chordata; class: Actinopterygii; order: Siluriformes; family: Loricariidae; genus: *Lasiancistrus*; specificEpithet: schomburgkii; scientificNameAuthorship: (Günther, 1864); country: Brazil; stateProvince: Pará; locality: Lower Nhamundá River; decimalLatitude: -1.71782; decimalLongitude: -57.36856; geodeticDatum: WGS84; eventDate: 2013-11; individualCount: 1; catalogNumber: 43892; recordedBy: Valéria Nogueira Machado; Emanuell Duarte Ribeiro; Rupert A. Collins; otherCatalogNumbers: UFAM:CTGA:14427; identifiedBy: Rupert A. Collins; institutionCode: INPA; basisOfRecord: PreservedSpecimen

**Notes:** Identification to species level follows Armbruster (2005) based on the following characters: three rows of lateral plates on the caudal peduncle; bar-shaped opercle; snout plates present; lateral plates not keeled; > 30 teeth per jaw ramus; body and fins (except dorsal and caudal) dark with small pale dots; plates not outlined with dark pigment; and caudal fin with darker lower lobe. We note that the whisker-like odontodes characteristic of the genus were not apparent in our juvenile specimens, but we did observe bifurcating tentacles on the interopercular plate, and combined with the other characters, are confident that the specimens belong to *Lasiancistrus schomburgkii* as proposed by Armbruster (2005).

Two individuals were caught by hand from woody substrates at the margin of the main river (sampling sites NH05 and NH08). An example of a live specimen is pictured in Fig. 20.



Figure 20.

*Lasiancistrus schomburgkii* live colouration (45.2 mm SL; INPA 43886; UFAM:CTGA:14329).

### ***Leporacanthicus galaxias* Isbrücker & Nijssen, 1989**

- GenBank [KP772592](#)

#### **Material**

- scientificName: *Leporacanthicus galaxias* Isbrücker & Nijssen, 1989; kingdom: Animalia; phylum: Chordata; class: Actinopterygii; order: Siluriformes; family: Loricariidae; genus: *Leporacanthicus*; specificEpithet: galaxias; scientificNameAuthorship: Isbrücker & Nijssen, 1989; country: Brazil; stateProvince: Pará; locality: Lower Nhamundá River; decimalLatitude: -1.84123; decimalLongitude: -57.07212; geodeticDatum: WGS84; eventDate: 2013-11; individualCount: 3; catalogNumber: 43880; recordedBy: Valéria Nogueira Machado; Emanuell Duarte Ribeiro; Rupert A. Collins; otherCatalogNumbers: UFAM:CTGA:14328; UFAM:CTGA:14487; UFAM:CTGA:14488; associatedSequences: KP772592; identifiedBy: Rupert A. Collins; institutionCode: INPA; basisOfRecord: PreservedSpecimen

**Notes:** Identification to species level follows Armbruster (2004), Armbruster (2008), Chamon (2007) and Isbrücker and Nijssen (1989) based on the following characters: each premaxilla with three teeth, the inner being very long; lips oval, lacking fimbriae on the upper lip; more than four predorsal plates; tall and narrow supraoccipital crest; and dark body with numerous white dots.

Three individuals were caught by hand from woody substrates at the margin of the main river (sampling site NH04). An example of a live specimen is pictured in Fig. 21.



Figure 21.

*Leporacanthicus galaxias* live colouration (207.0 mm SL; INPA 43880; UFAM:CTGA:14488)

### ***Peckoltia* cf. *vittata* (Steindachner, 1881)**

- GenBank [KP772575](#)
- GenBank [KP772583](#)
- GenBank [KP772603](#)

#### **Materials**

- a. scientificName: *Peckoltia vittata* (Steindachner, 1881); kingdom: Animalia; phylum: Chordata; class: Actinopterygii; order: Siluriformes; family: Loricariidae; genus: *Peckoltia*; specificEpithet: *vittata*; scientificNameAuthorship: (Steindachner, 1881); country: Brazil; stateProvince: Pará; locality: Lower Nhamundá River; decimalLatitude: -2.17525; decimalLongitude: -56.7115; geodeticDatum: WGS84; eventDate: 2013-11; individualCount: 1; catalogNumber: 43866; recordedBy: Valéria Nogueira Machado; Emanuell Duarte Ribeiro; Rupert A. Collins; otherCatalogNumbers: UFAM:CTGA:14305; identifiedBy: Rupert A. Collins; identificationQualifier: cf. *vittata*; institutionCode: INPA; basisOfRecord: PreservedSpecimen
- b. scientificName: *Peckoltia vittata* (Steindachner, 1881); kingdom: Animalia; phylum: Chordata; class: Actinopterygii; order: Siluriformes; family: Loricariidae; genus: *Peckoltia*; specificEpithet: *vittata*; scientificNameAuthorship: (Steindachner, 1881); country: Brazil; stateProvince: Pará; locality: Lower Nhamundá River; decimalLatitude: -1.84123; decimalLongitude: -57.07212; geodeticDatum: WGS84; eventDate: 2013-11; individualCount: 7; catalogNumber: 43881; recordedBy: Valéria Nogueira Machado; Emanuell Duarte Ribeiro; Rupert A. Collins; otherCatalogNumbers: UFAM:CTGA:14316; UFAM:CTGA:14325; UFAM:CTGA:14326; UFAM:CTGA:14327; UFAM:CTGA:14494; UFAM:CTGA:14495; UFAM:CTGA:14496; associatedSequences: KP772575; identifiedBy: Rupert A. Collins; identificationQualifier: cf. *vittata*; institutionCode: INPA; basisOfRecord: PreservedSpecimen
- c. scientificName: *Peckoltia vittata* (Steindachner, 1881); kingdom: Animalia; phylum: Chordata; class: Actinopterygii; order: Siluriformes; family: Loricariidae; genus: *Peckoltia*;

- specificEpithet: *vittata*; scientificNameAuthorship: (Steindachner, 1881); country: Brazil; stateProvince: Pará; locality: Lower Nhamundá River; decimalLatitude: -1.6909; decimalLongitude: -57.42231; geodeticDatum: WGS84; eventDate: 2013-11; individualCount: 3; catalogNumber: 43894; recordedBy: Valéria Nogueira Machado; Emanuell Duarte Ribeiro; Rupert A. Collins; otherCatalogNumbers: UFAM:CTGA:14333; UFAM:CTGA:14334; UFAM:CTGA:14335; associatedSequences: KP772583; identifiedBy: Rupert A. Collins; identificationQualifier: cf. *vittata*; institutionCode: INPA; basisOfRecord: PreservedSpecimen
- d. scientificName: *Peckoltia vittata* (Steindachner, 1881); kingdom: Animalia; phylum: Chordata; class: Actinopterygii; order: Siluriformes; family: Loricariidae; genus: *Peckoltia*; specificEpithet: *vittata*; scientificNameAuthorship: (Steindachner, 1881); country: Brazil; stateProvince: Pará; locality: Lower Nhamundá River; decimalLatitude: -1.71782; decimalLongitude: -57.36856; geodeticDatum: WGS84; eventDate: 2013-11; individualCount: 2; catalogNumber: 43887; recordedBy: Valéria Nogueira Machado; Emanuell Duarte Ribeiro; Rupert A. Collins; otherCatalogNumbers: UFAM:CTGA:14423; UFAM:CTGA:14424; identifiedBy: Rupert A. Collins; identificationQualifier: cf. *vittata*; institutionCode: INPA; basisOfRecord: PreservedSpecimen
- e. scientificName: *Peckoltia vittata* (Steindachner, 1881); kingdom: Animalia; phylum: Chordata; class: Actinopterygii; order: Siluriformes; family: Loricariidae; genus: *Peckoltia*; specificEpithet: *vittata*; scientificNameAuthorship: (Steindachner, 1881); country: Brazil; stateProvince: Pará; locality: Lower Nhamundá River; decimalLatitude: -2.02386; decimalLongitude: -56.78235; geodeticDatum: WGS84; eventDate: 2013-11; individualCount: 13; catalogNumber: 43869; recordedBy: Valéria Nogueira Machado; Emanuell Duarte Ribeiro; Rupert A. Collins; otherCatalogNumbers: UFAM:CTGA:14544; UFAM:CTGA:14545; UFAM:CTGA:14546; associatedSequences: KP772603; identifiedBy: Rupert A. Collins; identificationQualifier: cf. *vittata*; institutionCode: INPA; basisOfRecord: PreservedSpecimen
- f. scientificName: *Peckoltia vittata* (Steindachner, 1881); kingdom: Animalia; phylum: Chordata; class: Actinopterygii; order: Siluriformes; family: Loricariidae; genus: *Peckoltia*; specificEpithet: *vittata*; scientificNameAuthorship: (Steindachner, 1881); country: Brazil; stateProvince: Pará; locality: Lower Nhamundá River; decimalLatitude: -2.19081; decimalLongitude: -56.7084; geodeticDatum: WGS84; eventDate: 2013-11; individualCount: 2; catalogNumber: 43864; recordedBy: Valéria Nogueira Machado; Emanuell Duarte Ribeiro; Rupert A. Collins; otherCatalogNumbers: UFAM:CTGA:14550; UFAM:CTGA:14551; identifiedBy: Rupert A. Collins; identificationQualifier: cf. *vittata*; institutionCode: INPA; basisOfRecord: PreservedSpecimen
- g. scientificName: *Peckoltia vittata* (Steindachner, 1881); kingdom: Animalia; phylum: Chordata; class: Actinopterygii; order: Siluriformes; family: Loricariidae; genus: *Peckoltia*; specificEpithet: *vittata*; scientificNameAuthorship: (Steindachner, 1881); country: Brazil; stateProvince: Pará; locality: Lower Nhamundá River; decimalLatitude: -2.19056; decimalLongitude: -56.71167; geodeticDatum: WGS84; eventDate: 2009-09-21; individualCount: 2; catalogNumber: 33866; recordedBy: Raphael Leitão; Henrique Lazzarotto; identifiedBy: R. Frederico; Rupert A. Collins; identificationQualifier: cf. *vittata*; institutionCode: INPA; basisOfRecord: PreservedSpecimen

**Notes:** Identification to species level follows Armbruster (2008) based on the following characters: evertible cheek plates with > 10 hypertrophied odontodes; dentaries forming angle of < 90°; deep body, not dorso-ventrally flattened; lips lacking fimbriae; villiform teeth of equal size in premaxilla and dentary; colour pattern of four irregular dorsal saddles (first and second are usually combined in small specimens); dorsal and

caudal fins without orange margin (in life); head plates not outlined in black; dark bar between eyes, e-shaped dark blotch on the snout (broken in some specimens); and fins with dark and light bands of approximately equal width (irregular in some specimens).




Figure 22.

*Peckoltia* cf. *vittata* live colouration and variation in abdominal plating.

a: Lateral view (102.5 mm SL; INPA 43869; UFAM:CTGA:14546).

b: Ventral view (102.5 mm SL; INPA 43869; UFAM:CTGA:14546).

c: Lateral view (99.7 mm SL; INPA 43894; UFAM:CTGA:14334).

d: Ventral view (99.7 mm SL; INPA 43894; UFAM:CTGA:14334).

e: Lateral view (115.6 mm SL; INPA 43881; UFAM:CTGA:14316).

f: Ventral view (115.6 mm SL; INPA 43881; UFAM:CTGA:14316).

An interesting observation is that our specimens exhibited variation in terms of the degree of abdomen plating and markings: adult specimens from collection points near

the mouth of the river (sampling sites NH01, NH02 and NH12) showed complete abdominal plating and a vermiculated pattern (Fig. 22a, b); those from further up the river (sampling sites NH04, NH05 and NH08) lacked abdominal plating and associated colouration (Fig. 22c, d), with the exception of one individual that was partially plated with discrete spots (Fig. 22e, f). In light of this variation we were hesitant in referring all these individuals to *Peckoltia vittata*, and hence we use the "cf." qualifier. The three DNA barcodes we generated from the different phenotypes/sites, however, were identical.

Twenty-eight individuals were caught by hand from both woody substrates (sampling sites NH02, NH04, NH05, and NH08) and rocky substrates (sampling sites NH01 and NH12). Two further specimens of this species are reported from the collection of fishes at INPA.

### ***Pseudolithoxus* sp. "INPA 43888"**

- GenBank [KP772584](#)
- GenBank [KP772590](#)
- GenBank [KP772591](#)

#### **Material**

- a. scientificName: *Pseudolithoxus*; taxonRemarks: Undescribed species; kingdom: Animalia; phylum: Chordata; class: Actinopterygii; order: Siluriformes; family: Loricariidae; vernacularName: sp. "INPA 43888"; genus: *Pseudolithoxus*; country: Brazil; stateProvince: Pará; locality: Lower Nhamundá River; decimalLatitude: -1.71782; decimalLongitude: -57.36856; geodeticDatum: WGS84; eventDate: 2013-11; individualCount: 17; catalogNumber: INPA 43889; INPA 43888; recordedBy: Valéria Nogueira Machado; Emanuell Duarte Ribeiro; Rupert A. Collins; otherCatalogNumbers: UFAM:CTGA:14422; UFAM:CTGA:14482; UFAM:CTGA:14483; UFAM:CTGA:14484; UFAM:CTGA:14485; UFAM:CTGA:14486; associatedSequences: KP772584; KP772590; KP772591; identifiedBy: Rupert A. Collins; institutionCode: INPA; basisOfRecord: PreservedSpecimen

**Notes:** Identification to genus level follows Armbruster and Provenzano (2000) and Lujan and Birindelli (2011) based on the following characters: three rows of lateral plates on the caudal peduncle; lateral plates without pronounced keels; fully plated snout lacking tentacles; hypertrophied odontodes on the snout in both females and males; lack of whisker-like odontodes on the cheek plates; extremely hypertrophied odontodes on an elongated pectoral-fin spine in both females and males; sucking disk without fimbriae; and greater than 20 teeth per jaw ramus.

Using the above references we were unable to identify the specimens to species level, as the individuals differed from the colour patterns diagnostic of the other species in the genus. We hypothesise that these individuals represent a new species of *Pseudolithoxus*, and intend to document this in more detail in a separate publication.

Seventeen individuals were captured by hand from crevices in rocky habitats exposed to strong current (sampling site NH08). Live colouration is shown in Fig. 23.



Figure 23.

*Pseudolithoxus* sp. "INPA 43888" live colouration of juvenile (72.6 mm SL; INPA 43889; UFAM:CTGA:14486).

## Subfamily Loricariinae

### *Farlowella nattereri* Steindachner, 1910

- GenBank [KP772581](https://www.ncbi.nlm.nih.gov/GenBank/CP0772581)

#### Material

- a. scientificName: *Farlowella nattereri* Steindachner, 1910; kingdom: Animalia; phylum: Chordata; class: Actinopterygii; order: Siluriformes; family: Loricariidae; genus: *Farlowella*; specificEpithet: *nattereri*; scientificNameAuthorship: Steindachner, 1910; country: Brazil; stateProvince: Pará; locality: Lower Nhamundá River; decimalLatitude: -1.6909; decimalLongitude: -57.42231; geodeticDatum: WGS84; eventDate: 2013-11; individualCount: 1; catalogNumber: 43891; recordedBy: Valéria Nogueira Machado; Emanuell Duarte Ribeiro; Rupert A. Collins; otherCatalogNumbers: UFAM:CTGA:14331; associatedSequences: KP772581; identifiedBy: Rupert A. Collins; institutionCode: INPA; basisOfRecord: PreservedSpecimen

**Notes:** Identification to species level follows Retzer and Page (1997) and Retzer (2006) based on the following characters: seven predorsal plates; dorsal fin located opposite anal fin; three rows of abdominal plates; five rows of anterior lateral plates, with middle row incomplete; plates of second lateral row diamond-shaped; fourth row of anterior lateral plates sharply keeled; odontodes on lateral plates small; snout-mouth-length / head-length > 0.5; body-depth / pelvic-fin-length < 0.86; pectoral-fin-length / snout-mouth-length > 0.65; snout-mouth-length / pectoral-fin-length > 1.0; and fin spines and rays with dark spots.

The above characters are consistent with *F. nattereri*, but some key differences in colour pattern are noted. Retzer and Page (1997) report: for most specimens of *F. nattereri*, the first anal and dorsal fin rays are entirely darkly pigmented (our specimen has spotted rays); a distinct dorso-lateral dark-stripe is present from base of snout to dorsal fin (this stripe was not apparent in the preserved specimen, but was observed in

life); and upper and lower caudal fin lobes pigmented with dark stripes of equal size, with stripes often not reaching caudal fin base (the stripes in our specimen reached the caudal base). Retzer and Page (1997) recognise that *F. nattereri* probably comprises a complex of species.

One individual was caught by hand from shallow, fast flowing water over a rocky/sandy substrate (sampling site NH05). The live specimen is pictured in Fig. 24 (caudal fin in Fig. 25)



Figure 24.

*Farlowella nattereri* live colouration (199.8 mm SL; INPA 43891; UFAM:CTGA:14331).



Figure 25.

*Farlowella nattereri* caudal fin (INPA 43891; UFAM:CTGA:14331).



***Limatulichthys griseus* (Eigenmann, 1909)****Material**

- a. scientificName: *Limatulichthys griseus* (Eigenmann, 1909); kingdom: Animalia; phylum: Chordata; class: Actinopterygii; order: Siluriformes; family: Loricariidae; genus: *Limatulichthys*; specificEpithet: *griseus*; scientificNameAuthorship: (Eigenmann, 1909); country: Brazil; stateProvince: Pará; locality: Lower Nhamundá River; decimalLatitude: -2.19972; decimalLongitude: -56.69222; geodeticDatum: WGS84; eventDate: 2009-09-23; individualCount: 1; catalogNumber: 33892; recordedBy: Raphael Leitão; Henrique Lazzarotto; identifiedBy: Rupert A. Collins; institutionCode: INPA; basisOfRecord: PreservedSpecimen

**Notes:** Record follows data from a single specimen in the collection of fishes at INPA. The specimen had been identified there as *Limatulichthys* sp., but we refer to the fish to *L. griseus* as reported by Londoño-Burbano et al. (2014), as it does not disagree with their concept of that species.

***Loricaria cataphracta* Linnaeus, 1758**

- GenBank [KP772582](#)

**Material**

- a. scientificName: *Loricaria cataphracta* Linnaeus, 1758; kingdom: Animalia; phylum: Chordata; class: Actinopterygii; order: Siluriformes; family: Loricariidae; genus: *Loricaria*; specificEpithet: *cataphracta*; scientificNameAuthorship: Linnaeus, 1758; country: Brazil; stateProvince: Pará; locality: Lower Nhamundá River; decimalLatitude: -1.6909; decimalLongitude: -57.42231; geodeticDatum: WGS84; eventDate: 2013-11; individualCount: 1; catalogNumber: 43893; recordedBy: Valéria Nogueira Machado; Emanuel Duarte Ribeiro; Rupert A. Collins; otherCatalogNumbers: UFAM:CTGA:14332; associatedSequences: KP772582; identifiedBy: Rupert A. Collins; institutionCode: INPA; basisOfRecord: PreservedSpecimen

**Notes:** Identification to species level follows Isbrücker (1981), Thomas and Rapp Py-Daniel (2008) and Thomas and Sabaj Pérez (2010) based on the following characters: elongate lip filaments; three premaxillary teeth per ramus; premaxillary teeth approximately twice as long as dentary teeth; developed odontode crests on head and dorsal trunk plates; 34 lateral plates; 19 coalesced lateral plates; dorsal fin spine not elongated (24% of SL); post-orbital notch relatively well developed; abdomen mostly plated (with the exception of an anterior v-shaped naked area over the pectoral girdle); and all fins except anal fin with dark sub-distal bands (most prominent on caudal and dorsal fins). Identification of this species is tentative, as there appears to be considerable variation in the *L. cataphracta* group. We await the forthcoming systematic revision of the genus (as mentioned in Thomas and Sabaj Pérez 2010).

One individual was caught by hand from shallow, fast flowing water over a rocky/sandy substrate (sampling site NH05). The live specimen is pictured in Fig. 26.



Figure 26.

*Loricaria cataphracta* live colouration (144.3 mm SL; INPA 43893; UFAM:CTGA:14332). Image flipped horizontally.

### *Pseudoloricaria laeviuscula* (Valenciennes, 1840)

- GenBank [KP772602](https://www.ncbi.nlm.nih.gov/nuclseq/KP772602)

#### Materials

- scientificName: *Pseudoloricaria laeviuscula* (Valenciennes, 1840); kingdom: Animalia; phylum: Chordata; class: Actinopterygii; order: Siluriformes; family: Loricariidae; genus: *Pseudoloricaria*; specificEpithet: laeviuscula; scientificNameAuthorship: (Valenciennes, 1840); country: Brazil; stateProvince: Pará; locality: Lower Nhamundá River; decimalLatitude: -2.02386; decimalLongitude: -56.78235; geodeticDatum: WGS84; eventDate: 2013-11; individualCount: 3; catalogNumber: 43870; recordedBy: Valéria Nogueira Machado; Emanuell Duarte Ribeiro; Rupert A. Collins; otherCatalogNumbers: UFAM:CTGA:14541; UFAM:CTGA:14542; UFAM:CTGA:14543; associatedSequences: KP772602; identifiedBy: Rupert A. Collins; institutionCode: INPA; basisOfRecord: PreservedSpecimen
- scientificName: *Pseudoloricaria laeviuscula* (Valenciennes, 1840); kingdom: Animalia; phylum: Chordata; class: Actinopterygii; order: Siluriformes; family: Loricariidae; genus: *Pseudoloricaria*; specificEpithet: laeviuscula; scientificNameAuthorship: (Valenciennes, 1840); country: Brazil; stateProvince: Pará; locality: Lower Nhamundá River; decimalLatitude: -1.6909; decimalLongitude: -57.42231; geodeticDatum: WGS84; eventDate: 2013-11; individualCount: 4; catalogNumber: 43895; recordedBy: Valéria Nogueira Machado; Emanuell Duarte Ribeiro; Rupert A. Collins; otherCatalogNumbers: UFAM:CTGA:14042; UFAM:CTGA:14043; UFAM:CTGA:14046; UFAM:CTGA:14047; identifiedBy: Rupert A. Collins; institutionCode: INPA; basisOfRecord: PreservedSpecimen
- scientificName: *Pseudoloricaria laeviuscula* (Valenciennes, 1840); kingdom: Animalia; phylum: Chordata; class: Actinopterygii; order: Siluriformes; family: Loricariidae; genus: *Pseudoloricaria*; specificEpithet: laeviuscula; scientificNameAuthorship: (Valenciennes, 1840); country: Brazil; stateProvince: Pará; locality: Lower Nhamundá River; decimalLatitude: -1.99972; decimalLongitude: -56.51611; geodeticDatum: WGS84; eventDate: 2009-09-23; individualCount: 1; catalogNumber: 33893; recordedBy: Raphael

Leitão; Henrique Lazzarotto; identifiedBy: W. Ohara; Rupert A. Collins;  
 identificationQualifier: aff. *laeviuscula*; institutionCode: INPA; basisOfRecord:  
 PreservedSpecimen

**Notes:** Identification to species level follows Isbrücker and Nijssen (1976) and Covain and Fisch-Muller (2007) based on the following characters: lower lip bilobate with median furrow; whip on upper caudal spine absent; abdomen covered with small plates lacking organisation; elliptical area of abdominal plates at level of pelvic girdle absent; rostrum not strongly pronounced; pelvic-fin spine longer than last pelvic-fin branched ray; colouration comprising dark dots (except ventral surface and anal fin); lower lobe of caudal darker than upper; and basicaudal spot present in juveniles.

Three adult individuals were caught by hand-net at night over a sandy/silty substrate (sampling site NH12), and four juveniles were caught further upstream on the sandy margins of the river (sampling site NH05). An example of a live adult specimen is pictured in Fig. 27.



Figure 27.

*Pseudoloricaria laeviuscula* live colouration (216.4 mm SL; INPA 43870; UFAM:CTGA:14542).

One further specimen record of this species was obtained from the fish collection at INPA; this individual had been identified as *P. aff. laeviuscula*, but we include it here under *P. laeviuscula* until further information becomes available.

### ***Rineloricaria lanceolata* (Günther, 1868)**

- GenBank [KP772580](https://www.ncbi.nlm.nih.gov/nuclot/KP772580)

#### **Material**

- scientificName: *Rineloricaria lanceolata* (Günther, 1868); kingdom: Animalia; phylum: Chordata; class: Actinopterygii; order: Siluriformes; family: Loricariidae; genus: *Rineloricaria*; specificEpithet: lanceolata; scientificNameAuthorship: (Günther, 1868); country: Brazil; stateProvince: Pará; locality: Lower Nhamundá River; decimalLatitude: -1.6909; decimalLongitude: -57.42231; geodeticDatum: WGS84; eventDate: 2013-11;

individualCount: 2; catalogNumber: 43896; recordedBy: Valéria Nogueira Machado; Emanuell Duarte Ribeiro; Rupert A. Collins; otherCatalogNumbers: UFAM:CTGA:14330; UFAM:CTGA:14044; associatedSequences: KP772580; identifiedBy: Rupert A. Collins; institutionCode: INPA; basisOfRecord: PreservedSpecimen

**Notes:** Identification to species level follows Vera-Alcaraz et al. (2012) and Fichberg and Chamon (2008) based on the following characters: postorbital notch present; inferior lip with short, round papillae; teeth on dentary larger than premaxilla; four rows of lateral plates; all fins with a broad longitudinal dark band parallel to the first rays (fins almost entirely dark in our specimen); lower lip margin with long fringes; and dorsal surface of head and predorsal region with two longitudinal dark bands. Note that the characteristic dorsal breeding odontodes of *R. lanceolata* were not visible in this single specimen (probably female).

Two individuals were caught by hand from shallow, fast flowing water over a rocky/sandy substrate on the main river (sampling site NH05). A live specimen is pictured in Fig. 28.



Figure 28.

*Rineloricaria lanceolata* live colouration (86.8 mm SL; INPA 43896; UFAM:CTGA:14330).

## Family Pimelodidae

### *Calophysus macropterus* (Lichtenstein, 1819)

- GenBank [KP772598](#)

#### Materials

- scientificName: *Calophysus macropterus* (Lichtenstein, 1819); kingdom: Animalia; phylum: Chordata; class: Actinopterygii; order: Siluriformes; family: Pimelodidae; genus: *Calophysus*; specificEpithet: macropterus; scientificNameAuthorship: (Lichtenstein, 1819); country: Brazil; stateProvince: Pará; locality: Lower Nhamundá River; decimalLatitude: -1.67511; decimalLongitude: -57.47678; geodeticDatum: WGS84; eventDate: 2013-11; individualCount: 1; catalogNumber: 43898; recordedBy: Valéria Nogueira Machado; Emanuell Duarte Ribeiro; Rupert A. Collins; otherCatalogNumbers: UFAM:CTGA:14408; identifiedBy: Rupert A. Collins; institutionCode: INPA; basisOfRecord: PreservedSpecimen
- scientificName: *Calophysus macropterus* (Lichtenstein, 1819); kingdom: Animalia; phylum: Chordata; class: Actinopterygii; order: Siluriformes; family: Pimelodidae; genus: *Calophysus*; specificEpithet: macropterus; scientificNameAuthorship: (Lichtenstein,

1819); country: Brazil; stateProvince: Pará; locality: Lower Nhamundá River; decimalLatitude: -2.02386; decimalLongitude: -56.78235; geodeticDatum: WGS84; eventDate: 2013-11; individualCount: 4; catalogNumber: 43871; recordedBy: Valéria Nogueira Machado; Emanuell Duarte Ribeiro; Rupert A. Collins; otherCatalogNumbers: UFAM:CTGA:14528; UFAM:CTGA:14529; UFAM:CTGA:14530; UFAM:CTGA:14531; associatedSequences: KP772598; identifiedBy: Rupert A. Collins; institutionCode: INPA; basisOfRecord: PreservedSpecimen

**Notes:** Identification to species level follows Eigenmann and Eigenmann (1890) based on the following characters: two rows of maxillary teeth (posterior row very small and hidden within the skin folds) and one row of dentary teeth; first dorsal and pectoral rays not spinous; adipose fin long; barbels flattened; upper jaw slightly prognathous; and dark spots on flanks and adipose fin.

Five individuals were caught after being attracted to the boat by suspending a dead-fish bait in the water (sampling site NH12). An example of a live specimen is pictured in Fig. 29.



Figure 29.

*Calophysus macropterus* live colouration (254.0 mm SL; INPA 43871; UFAM:CTGA:14531).

### ***Phractocephalus hemioiopterus* (Bloch & Schneider, 1801)**

- GenBank [KP772589](#)

#### **Material**

- scientificName: *Phractocephalus hemioiopterus* (Bloch & Schneider, 1801); kingdom: Animalia; phylum: Chordata; class: Actinopterygii; order: Siluriformes; family: Pimelodidae; genus: *Phractocephalus*; specificEpithet: hemioiopterus; scientificNameAuthorship: (Bloch & Schneider, 1801); country: Brazil; stateProvince: Pará; locality: Lower Nhamundá River; decimalLatitude: -1.67511; decimalLongitude: -57.47678; geodeticDatum: WGS84; eventDate: 2013-11; individualCount: 1; catalogNumber: 14459; recordedBy: Valéria Nogueira Machado; Emanuell Duarte Ribeiro; Rupert A. Collins; associatedSequences: KP772589; identifiedBy: Rupert A. Collins; institutionCode: UFAM; collectionCode: CTGA; basisOfRecord: PreservedSpecimen

**Notes:** Identification to species level follows Lundberg and Aguilera (2003) and Mol (2012) based on the following characters: dermal bones of the skull coarsely sculpted with reticulated ridges surrounding rounded pits; supraoccipital process greatly expanded laterally; anterior nuchal plate enlarged; colour pattern with dark upper and white/yellow lower parts of flank; and caudal fin bright red/orange.

One individual was caught by baited hand-line in a deep pool of the main river. The live specimen is pictured in Fig. 30.



Figure 30.

*Phractocephalus hemiliopterus* live colouration (approx 100 cm SL; UFAM:CTGA:14459). Voucher not retained.

### ***Pimelodus blochii* Valenciennes, 1840**

#### **Material**

- a. scientificName: *Pimelodus blochii* Valenciennes, 1840; kingdom: Animalia; phylum: Chordata; class: Actinopterygii; order: Siluriformes; family: Pimelodidae; genus: *Pimelodus*; specificEpithet: *blochii*; scientificNameAuthorship: Valenciennes, 1840; country: Brazil; stateProvince: Pará; locality: Lower Nhamundá River; decimalLatitude: -2.23083; decimalLongitude: -56.77306; geodeticDatum: WGS84; eventDate: 2009-09-21; individualCount: 1; catalogNumber: 33886; recordedBy: Raphael Leitão; Henrique Lazzarotto; identifiedBy: R. Frederico; institutionCode: INPA; basisOfRecord: PreservedSpecimen

**Notes:** Record follows data from a single specimen in the collection of fishes at INPA.

### ***Pinirampus pirinampu* (Spix & Agassiz, 1829)**

- GenBank [KP772587](https://www.ncbi.nlm.nih.gov/GenBank/lookup?acc=KP772587)

#### **Material**

- a. scientificName: *Pinirampus pirinampu* (Spix & Agassiz, 1829); kingdom: Animalia; phylum: Chordata; class: Actinopterygii; order: Siluriformes; family: Pimelodidae; genus: *Pinirampus*; specificEpithet: *pirinampu*; scientificNameAuthorship: (Spix & Agassiz, 1829); country: Brazil; stateProvince: Pará; locality: Lower Nhamundá River; decimalLatitude: -1.67511; decimalLongitude: -57.47678; geodeticDatum: WGS84; eventDate: 2013-11;

individualCount: 1; catalogNumber: 14443; recordedBy: Valéria Nogueira Machado; Emanuell Duarte Ribeiro; Rupert A. Collins; associatedSequences: KP772587; identifiedBy: Valéria Nogueira Machado; institutionCode: UFAM; collectionCode: CTGA; basisOfRecord: PreservedSpecimen

**Notes:** Identification to species level follows Eigenmann and Eigenmann (1890) based on the following characters: adipose fin long; top of head covered with skin; upper jaw slightly prognathous; and barbels broad and long with broad membranaceous border on the posterior margins.

One individual was caught by gill net, but was not vouchered or photographed.

### ***Pseudoplatystoma reticulatum* Eigenmann & Eigenmann, 1889**

- GenBank [KP772588](#)

#### **Material**

- a. scientificName: *Pseudoplatystoma reticulatum* Eigenmann & Eigenmann, 1889; kingdom: Animalia; phylum: Chordata; class: Actinopterygii; order: Siluriformes; family: Pimelodidae; genus: *Pseudoplatystoma*; specificEpithet: reticulatum; scientificNameAuthorship: Eigenmann & Eigenmann, 1889; country: Brazil; stateProvince: Pará; locality: Lower Nhamundá River; decimalLatitude: -1.67511; decimalLongitude: -57.47678; geodeticDatum: WGS84; eventDate: 2013-11; individualCount: 4; catalogNumber: 14451; 14452; 14453; 14454; recordedBy: Valéria Nogueira Machado; Emanuell Duarte Ribeiro; Rupert A. Collins; associatedSequences: KP772588; identifiedBy: Rupert A. Collins; institutionCode: UFAM; collectionCode: CTGA; basisOfRecord: PreservedSpecimen

**Notes:** Identification to species level follows Buitrago-Suárez and Burr (2007) based on the following characters: head strongly depressed with extended cranial fontanelle; loop-like dark bars forming reticulated pattern which extends far below lateral line and connects dorsally; no clear demarcation between dark dorsal and pale ventral regions; and caudal fin with fewer than 45 spots.

While we follow the taxonomy of Buitrago-Suárez and Burr (2007), we also consider the possibility that *P. reticulatum* Eigenmann & Eigenmann, 1889 is a junior subjective synonym of *P. fasciatum* (Linnaeus, 1766) in light of the study of Carvalho-Costa et al. (2011). These authors reported minimal genetic differentiation among the taxa considered conspecific with *P. fasciatum* previous to the study of Buitrago-Suárez and Burr (2007).

Four individuals were caught at night using gill nets in a lake connected to the river. An example of two live specimens is pictured in Fig. 31.



Figure 31.

*Pseudoplatystoma reticulatum* live colouration (front specimen 46 cm SL). Vouchers not retained.

## Family Pseudopimelodidae

### *Batrochoglanis villosus* (Eigenmann, 1912)

- GenBank [KP772594](#)

#### Material

- a. scientificName: *Batrochoglanis villosus* (Eigenmann, 1912); kingdom: Animalia; phylum: Chordata; class: Actinopterygii; order: Siluriformes; family: Pseudopimelodidae; genus: *Batrochoglanis*; specificEpithet: villosus; scientificNameAuthorship: (Eigenmann, 1912); country: Brazil; stateProvince: Pará; locality: Lower Nhamundá River; decimalLatitude: -1.84123; decimalLongitude: -57.07212; geodeticDatum: WGS84; eventDate: 2013-11; individualCount: 4; catalogNumber: 43882; recordedBy: Valéria Nogueira Machado; Emanuell Duarte Ribeiro; Rupert A. Collins; otherCatalogNumbers: UFAM:CTGA:14497; UFAM:CTGA:14498; UFAM:CTGA:14499; UFAM:CTGA:14500; associatedSequences: KP772594; identifiedBy: Rupert A. Collins; institutionCode: INPA; basisOfRecord: PreservedSpecimen

**Notes:** Identification to species level follows Shibatta and Pavanelli (2005), Mees (1974) and Eigenmann (1912) based on the following characters: lower jaw not projecting beyond upper jaw; head large and rounded in dorsal view; head and body with numerous small papillae; insertion of pelvic fin though vertical of posterior base of dorsal; short caudal peduncle; rounded caudal fin; post-cleithral process short, not reaching vertical through dorsal fin origin; axillary pore absent; lateral-line canal terminating on caudal peduncle; premaxillary dentigerous plates with lateral margins posteriorly prolonged; colour brown, with dark mottled appearance; and caudal fin with dark dots irregularly distributed.

An important inconsistency should be noted regarding the caudal fin shape. Eigenmann (1912) described the caudal fin of *B. villosus* as being "notched", but figured a specimen with a rounded caudal fin (Mees 1974). The photograph of the



holotype (FMNH 53219) on the All Species Catfish Inventory Web page ([http://acsi.acnatsci.org/base/image\\_list.html?mode=genus&genus=Pseudopimelodus](http://acsi.acnatsci.org/base/image_list.html?mode=genus&genus=Pseudopimelodus)) shows a fish lacking most of the caudal fin. The specimens we collected had a rounded caudal fin.

Four individuals were caught by hand from their lodgements in woody substrates at the margin of the main river (sampling site NH04). An example of a live specimen is pictured in Fig. 32.



Figure 32.

*Btrochoglanis villosus* live colouration (176.0 mm SL; INPA 43882; UFAM:CTGA:14497).

## Family Trichomycteridae

### *Pygidianops amphioxus* de Pinna & Kirovsky, 2011

**Notes:** Record follows data from de Pinna and Kirovsky (2011).

## Analysis

### Desk survey

Our survey of the online databases revealed a single species record from the Rio Nhamundá: an unidentified *Ossancora* (Doradidae) which on further investigation was found to comprise two paratype lots of *Ossancora asterophysa* Birindelli & Sabaj Pérez, 2011 (ROM 88244, MZUSP 7838). The literature survey revealed three further species from the river: *Hassar orestis* (Steindachner, 1875) (MZUSP 9547); *Pygidianops amphioxus* de Pinna & Kirovsky, 2011 (MZUSP 104675); and *Centromochlus* sp. (INPA 35087). By contrast, the survey of the Web databases and checklists for the Trombetas river listed 44 siluriform species, while the study of Ferreira (1993) listed 95 siluriform species from the Trombetas. From the Uatumã river, the desk survey of Web databases and checklists provided five species.

The collection of fishes at INPA held nine lots of catfishes previously collected from the Nhamundá. One of these records (*Centromochlus* sp., INPA 35087) was also recorded in the literature survey (Sarmiento-Soares et al. 2013). As stated previously, because this lot was out on loan at the time of writing this manuscript, we were not able to examine the specimens and have therefore omitted this species from the total species count due its ambiguity.

Our review of the genetic databases shows GenBank holds COI data for nine of the 24 species we obtained DNA barcodes from and identified as a known species (number of records in parentheses): *Trachycorystes trachycorystes* (1), *Astrodoros asterifrons* (1), *Scorpiodoros heckelii* (2), *Farlowella nattereri* (1), *Peckoltia vittata* (1), *Phractocephalus hemiliopterus* (1), *Pinirampus pirinampu* (7), *Pseudoplatystoma reticulatum* (12), and *Batrochoglanis villosus* (1). The BOLD database also holds COI data for nine species: *Farlowella nattereri* (3), *Loricaria cataphracta* (5), *Peckoltia vittata* (16), *Pseudoloricaria laeviuscula* (3), *Rineloricaria lanceolata* (3), *Phractocephalus hemiliopterus* (4), *Pinirampus pirinampu* (10), *Pseudoplatystoma reticulatum* (35), and *Batrochoglanis villosus* (1).

In addition to the species listed above and available in GenBank, we provide COI data for 17 putative species with no current sequences apparently available in either GenBank or BOLD: *Auchenipterichthys longimanus*, *Tatia musaica*, *T. aff. musaica*, *T. nigra*, *Goeldiella eques*, *Pimelodella* sp., *Ancistrus dolichopterus*, *Ancistrus* sp. "INPA 43862", *Dekeyseria scaphirhyncha*, *Hypancistrus* sp. "INPA 43863", *Hypoptopoma incognitum*, *Hypostomus carinatus*, *H. macushi*, *Lasiancistrus schomburgkii*, *Leporacanthicus galaxias*, *Pseudolithoxus* sp. "INPA 43888", and *Calophysus macropterus*.

## Discussion

### Inventory of Siluriformes

Our desk and museum collection surveys show that few ichthyological surveys of the Rio Nhamundá have taken place, and that our collection is one of the first to be made on the river. Not including the unverified *Centromochlus* sp., we report three species from the desk survey, eight species from the museum survey, and 28 species from our field survey; three species (*Tatia* aff. *musaica*, *Peckoltia* cf. *vittata*, *Pseudoloricaria laeviuscula*) were recorded from both the museum and field surveys. Therefore, a total of 36 siluriform species are currently known from the river. Of these, one we were unable to determine (*Pimelodella* sp.), and four we suggest could represent undescribed species (*Tatia* aff. *musaica*, *Ancistrus* sp. "INPA 43862", *Hypancistrus* sp. "INPA 43863" and *Pseudolithoxus* sp. "INPA 43888").

The checklist is far from complete, however, missing entirely families such the callichthyids and aspredinids, although we sampled habitats most likely to yield these groups, such as igarapés, only superficially. Despite this, we feel that rapid publication of even modest datasets and small-scale surveys can make valuable additions to biodiversity science in

the Amazon by both presenting the early discovery of new species and the extension of ranges for known species. The study also highlights the paucity of neotropical ichthyological data in GBIF/GenBank, and makes a small contribution.

## Biogeography

The biogeographic composition of the collection is interesting. While many of the species recorded were cosmopolitan inhabitants of the lowland Amazon—e.g. *Auchenipterichthys longimanus*, *Goeldiella eques*, *Hypoptopoma incognitum*, *Lasiancistrus schomburgkii*, *Loricaria cataphracta*, *Pseudoloricaria laeviuscula*, *Rineloricaria lanceolata*, *Calophrys macropterus*, *Pimelodus blochii*, and *Phractocephalus hemiliopterus*—there are suggestions of connections to more specialised faunas. For example: the presence of *Ancistrus dolichopterus* and *Dekeyseria scaphirhyncha* suggests links to the Rio Negro fauna; *Tatia nigra*, on the other hand, is only known from the neighbouring Uatumã and Trombetas rivers, both south draining rivers of the Guiana Shield; two species—*Tatia* aff. *musaica* and the undescribed *Pseudolithoxus* sp.—appear to have some connection with the Rio Orinoco; while the presence of *Leporacanthicus galaxias* in the Nhamundá is strange, and may shed some light on its apparently disjunct distribution in the Rio Tocantins,—a north-draining Brazilian Shield river some 2,000 km to the east—the Rio Orinoco (Chamon 2007), and apparently also the Rio Aripuanã, an affluent of the Rio Madeira (Seidel and Evers 2005). Thus, the ichthyofauna of the Rio Nhamundá appears to have some interesting affiliations to several faunal areas. This is perhaps exemplified by the best known fish from the river, the discus (*Symphysodon* spp.). Specimens exported from this locality are famous in the aquarium trade for their phenotypic variability (Bleher 2006). Genetic groups of both the Heckel (*S. discus*) and brown (*S. aequifasciatus*) discus species are found in sympatry in the Rio Nhamundá, an area that may in fact comprise a zone of natural hybridisation between the two species (Amado et al. 2011).

In summary, the Rio Nhamundá may therefore be an important sampling location for uncovering biogeographic patterns of fishes of the Lower Amazon and Guiana Shield. Of more urgent importance, however, is the sensitivity of freshwater ecosystems to anthropogenic activities and the requirement for catchment-specific conservation plans (Castello et al. 2013). Here, even rapid biodiversity surveys are of utmost importance in revealing alpha diversity (Alofs et al. 2014), with these surveys being subsequently used to inform conservation priorities (Nogueira et al. 2010). In particular, further surveys are required in the upper section of the Rio Nhamundá above the cataracts, an area that may well harbour endemic or range-restricted species (Alofs et al. 2014).

## Acknowledgements

We thank Manoel Torres for the use of his boat, as well as Silvio, Maria and Moura for their assistance, hospitality, and collecting expertise during our trip on the Rio Nhamundá. We also thank John Friel, Nathan Lujan, Jonathan Armbruster, José Birindelli, and an anonymous reviewer for suggesting improvements to the paper. We are also grateful to

Cláudio Zawadzki for offering his advice with the identification of the *Hypostomus*, and to Renildo Ribeiro de Oliveira and Lúcia Rapp Py-Daniel for assisting our access to the INPA collection. Permits emitted to Susana Caballero Gaitán (UniAndes) allowed us to collect the topotypic *Tatia musaica* from the Río Atabapo.

## References

- Akama A, Ribeiro FRV (2013) Auchenipteridae. In: Queiroz LJ, Torrente-Vilara G, Ohara WM, da Silva Pires TH, Zuanon J, Doria CRC (Eds) Peixes do Rio Madeira. Volume III. Dialeto Latin American Documentary, São Paulo, 416 pp.
- Alofs KM, Liverpool EA, Taphorn DC, Bernard CR, López-Fernández H (2014) Mind the (information) gap: the importance of exploration and discovery for assessing conservation priorities for freshwater fish. *Diversity and Distributions* 20 (1): 107-113. DOI: [10.1111/ddi.12127](https://doi.org/10.1111/ddi.12127)
- Amado MV, Farias IP, Hrbek T (2011) A molecular perspective on systematics, taxonomy and classification Amazonian discus fishes of the genus *Symphysodon*. *International Journal of Evolutionary Biology* 2011: 1-16. DOI: [10.4061/2011/360654](https://doi.org/10.4061/2011/360654)
- Aquino AE, Schaefer SA (2010) Systematics of the Genus *Hypoptopoma* Günther, 1868 (Siluriformes, Loricariidae). *Bulletin of the American Museum of Natural History* 336: 1-110. DOI: [10.1206/336.1](https://doi.org/10.1206/336.1)
- Arce MH, Reis RE, Geneva AJ, Sabaj Pérez MH (2013) Molecular phylogeny of thorny catfishes (Siluriformes: Doradidae). *Molecular Phylogenetics and Evolution* 67 (3): 560-577. DOI: [10.1016/j.ympev.2013.02.021](https://doi.org/10.1016/j.ympev.2013.02.021)
- Armbruster JW (2003a) *Peckoltia sabaji*, a new species from the Guyana Shield (Siluriformes: Loricariidae). *Zootaxa* 344: 1-12.
- Armbruster JW (2003b) The species of the *Hypostomus cochliodon* group (Siluriformes: Loricariidae). *Zootaxa* 249: 1-60.
- Armbruster JW (2004) Phylogenetic relationships of the suckermouth armoured catfishes (Loricariidae) with emphasis on the Hypostominae and the Ancistrinae. *Zoological Journal of the Linnean Society* 141 (1): 1-80. DOI: [10.1111/j.1096-3642.2004.00109.x](https://doi.org/10.1111/j.1096-3642.2004.00109.x)
- Armbruster JW (2005) The loricariid catfish genus *Lasiancistrus* (Siluriformes) with descriptions of two new species. *Neotropical Ichthyology* 3 (4): 549-569. DOI: [10.1590/s1679-62252005000400013](https://doi.org/10.1590/s1679-62252005000400013)
- Armbruster JW (2008) The genus *Peckoltia* with the description of two new species and a reanalysis of the phylogeny of the genera of the Hypostominae (Siluriformes: Loricariidae). *Zootaxa* 1822: 1-76.
- Armbruster JW, de Souza LS (2005) *Hypostomus macushi*, a new species of the *Hypostomus cochliodon* group (Siluriformes: Loricariidae) from Guyana. *Zootaxa* 920: 1-12.
- Armbruster JW, Provenzano F (2000) Four new species of the suckermouth armored catfish genus *Lasiancistrus* (Loricariidae: Ancistrinae). *Ichthyological Exploration of Freshwaters* 11 (3): 241-254.
- Armbruster JW, Lujan NK, Taphorn DC (2007) Four new *Hypancistrus* (Siluriformes: Loricariidae) from Amazonas, Venezuela. *Copeia* 2007 (1): 62-79. DOI: [10.1643/0045-8511\(2007\)7\[62:fnhsif\]2.0.co;2](https://doi.org/10.1643/0045-8511(2007)7[62:fnhsif]2.0.co;2)

- Biomatters (2014) Geneious version 7.1 created by Biomatters. URL: <http://www.geneious.com/>
- Birindelli JLO, Sabaj Pérez MH (2011) *Ossancora*, new genus of thorny catfish (Teleostei: Siluriformes: Doradidae) with description of one new species. Proceedings of the Academy of Natural Sciences of Philadelphia 161 (1): 117-152. DOI: [10.1635/053.161.0109](https://doi.org/10.1635/053.161.0109)
- Birindelli JLO, Fayal DF, Wosiacki WB (2011) Taxonomic revision of thorny catfish genus *Hassar* (Siluriformes: Doradidae). Neotropical Ichthyology 9 (3): 515-542. DOI: [10.1590/s1679-62252011000300006](https://doi.org/10.1590/s1679-62252011000300006)
- Bleher H (2006) Bleher's Discus Volume 1. Aquapress, Italy, 671 pp.
- Boettiger C, Lang DT, Wainwright PC (2012) rfishbase: exploring, manipulating and visualizing FishBase data from R. Journal of Fish Biology 81 (6): 2030-2039. DOI: [10.1111/j.1095-8649.2012.03464.x](https://doi.org/10.1111/j.1095-8649.2012.03464.x)
- Britski HA, Akama A (2011) New species of *Trachycorystes* Bleeker, with comments on other species of the genus (Ostariophysi: Siluriformes: Auchenipteridae). Neotropical Ichthyology 9 (2): 273-279. DOI: [10.1590/S1679-62252011000200004](https://doi.org/10.1590/S1679-62252011000200004)
- Buitrago-Suárez UA, Burr BM (2007) Taxonomy of the catfish genus *Pseudoplatystoma* Bleeker (Siluriformes: Pimelodidae) with recognition of eight species. Zootaxa 1512: 1-38.
- Carvalho-Costa LF, Piorski NM, Willis SC, Galetti PM, Ortí G (2011) Molecular systematics of the neotropical shovelnose catfish genus *Pseudoplatystoma* Bleeker 1862 based on nuclear and mtDNA markers. Molecular Phylogenetics and Evolution 59 (1): 177-194. DOI: [10.1016/j.ympev.2011.02.005](https://doi.org/10.1016/j.ympev.2011.02.005)
- Carvalho de Lima Á, Araujo-Lima CRM (2004) The distributions of larval and juvenile fishes in Amazonian rivers of different nutrient status. Freshwater Biology 49 (6): 787-800. DOI: [10.1111/j.1365-2427.2004.01228.x](https://doi.org/10.1111/j.1365-2427.2004.01228.x)
- Castello L, McGrath DG, Hess LL, Coe MT, Lefebvre PA, Petry P, Macedo MN, Renó VF, Arantes CC (2013) The vulnerability of Amazon freshwater ecosystems. Conservation Letters 6 (4): 217-229. DOI: [10.1111/coni.12008](https://doi.org/10.1111/coni.12008)
- Chamberlain S, Boettiger C, Ram K, Barve V, Mcglinn D (2014) rgbif: Interface to the Global Biodiversity Information Facility API. R package version 0.5.0. URL: <https://github.com/ropensci/rgbif>
- Chamon CC (2007) Revisão Taxonômica e Relações Filogenéticas do Gênero *Leporacanthicus* Isbrücker & Nijssen, 1989 (Siluriformes, Loricariidae). Instituto de Biociências da Universidade de São Paulo, Departamento de Zoologia, São Paulo, 230 pp.
- Colatreli OP, Meliciano NV, Toffoli D, Farias IP, Hrbek T (2012) Deep phylogenetic divergence and lack of taxonomic concordance in species of *Astronotus* (Cichlidae). International Journal of Evolutionary Biology 2012: 1-8. DOI: [10.1155/2012/915265](https://doi.org/10.1155/2012/915265)
- Covain R, Fisch-Muller S (2007) The genera of the Neotropical armored catfish subfamily Loricariinae (Siluriformes: Loricariidae): a practical key and synopsis. Zootaxa 1462: 1-40.
- Crampton WGR (2011) An Ecological Perspective on Diversity and Distributions. In: Albert JS, Reis RE (Eds) Historical Biogeography of Neotropical Freshwater Fishes. University of California Press, Berkeley, California, 390 pp. DOI: [10.1525/california/9780520268685.003.0010](https://doi.org/10.1525/california/9780520268685.003.0010)

- de Pinna MCC, Kirovsky AL (2011) A new species of sand-dwelling catfish, with a phylogenetic diagnosis of *Pygidianops* Myers (Siluriformes: Trichomycteridae: Glanapteryginae). Neotropical Ichthyology 9 (3): 493-504. DOI: [10.1590/s1679-62252011000300004](https://doi.org/10.1590/s1679-62252011000300004)
- Eigenmann CH (1912) The freshwater fishes of British Guiana, including a study of the ecological grouping of species and the relation of the fauna of the plateau to that of the lowlands. Memoirs of the Carnegie Museum 5: 1-578. DOI: [10.5962/bhl.title.2174](https://doi.org/10.5962/bhl.title.2174)
- Eigenmann CH (1917) *Pimelodella* and *Typhlobagrus*. Memoirs of the Carnegie Museum 7 (4): 229-258. DOI: [10.5962/bhl.title.12518](https://doi.org/10.5962/bhl.title.12518)
- Eigenmann CH, Eigenmann RS (1890) A revision of the South American Nematognathi or cat-fishes. Occasional Papers California Academy of Sciences 1: 1-508. DOI: [10.5962/bhl.title.30137](https://doi.org/10.5962/bhl.title.30137)
- Eigenmann CH, Norris AA (1900) Sobre alguns peixes de S. Paulo, Brazil. Revista do Museu Paulista 4: 349-362. URL: <http://biodiversitylibrary.org/page/11187529>
- Eschmeyer WN (2014) Catalog of Fishes. URL: <http://research.calacademy.org/research/ichthyology/catalog/fishcatmain.asp>
- Ferraris CJ (2007) Checklist of catfishes, recent and fossil (Osteichthyes: Siluriformes), and catalogue of siluriform primary types. Zootaxa 1418: 1-628.
- Ferraris CJ, Vari RP, Raredon SJ (2005) Catfishes of the genus *Auchenipterichthys* (Osteichthyes: Siluriformes: Auchenipteridae); a revisionary study. Neotropical Ichthyology 3 (1): 89-106. DOI: [10.1590/s1679-62252005000100005](https://doi.org/10.1590/s1679-62252005000100005)
- Ferreira EJJ (1993) Composição, distribuição e aspectos ecológicos da ictiofauna de um trecho do Rio Trombetas, na área de influência da futura UHE Cachoeira Porteira, Estado do Pará, Brasil. Acta Amazonica 23: 1-89.
- Fichberg I, Chamon CC (2008) *Rineloricaria osvaldoi* (Siluriformes: Loricariidae): a new species of armored catfish from rio Vermelho, Araguaia basin, Brazil. Neotropical Ichthyology 6 (3): 347-354. DOI: [10.1590/s1679-62252008000300008](https://doi.org/10.1590/s1679-62252008000300008)
- Froese R, Pauly D (2014) FishBase. URL: <http://www.fishbase.org>
- Günther A (1864) Catalogue of the Physostomi, containing the families Siluridae, Characinidae, Haplochitonidae, Sternoptychidae, Scopelidae, Stomiatidae in the collection of the British Museum. Catalogue of the fishes in the British Museum Volume 5. Taylor and Francis, London, 455 pp. DOI: [10.5962/bhl.title.8315](https://doi.org/10.5962/bhl.title.8315)
- Isbrücker IJH (1981) Revision of *Loricaria* Linnaeus, 1758 (Pisces, Siluriformes, Loricariidae). Beaufortia 31 (3): 51-96.
- Isbrücker IJH, Nijssen H (1976) The South American mailed catfishes of the genus *Pseudoloricaria* Bleeker, 1862 (Pisces, Siluriformes, Loricariidae). Beaufortia 25 (325): 107-129.
- Isbrücker IJH, Nijssen H (1989) Diagnose dreier neuer Harnischswelsgattungen mit fünf neuen Arten aus Brasilien. DATZ 42 (9): 541-547.
- Kahle D, Wickham H (2013) ggmap: spatial visualization with ggplot2. The R Journal 5 (1): 144-161.
- Kner R (1854) Die Hypostomiden: zweite Hauptgruppe der Familie der Panzerfische (Loricata v. Goniodontes). Kaiserlich-Königlichen Hof- und Staatsdruckerei, Wien, 54 pp. DOI: [10.5962/bhl.title.12573](https://doi.org/10.5962/bhl.title.12573)
- Konn-Vetterlein D, Haagensen H (2015) Endlich wieder eine L-Nummer! DATZ Die Aquarienzeitschrift 2015 (4): 8-9.

- Kottelat M, Freyhof J (2007) Handbook of European Freshwater Fishes. Publications Kottelat, Cornol, Switzerland, 646 pp.
- La Monte F (1929) Two new fishes from Mt. Duida, Venezuela. American Museum Novitates 373: 1-4. URL: <http://hdl.handle.net/2246/4040>
- Leschen RAB, Buckley TR, Hoare R (2009) The use of tag- names and New Zealand taxonomy. New Zealand Entomologist 32 (1): 85-87. DOI: [10.1080/00779962.2009.9722180](https://doi.org/10.1080/00779962.2009.9722180)
- Londoño-Burbano A, Lefebvre SL, Lujan NK (2014) A new species of *Limatulichthys* Isbrücker & Nijssen (Loricariidae, Loricariinae) from the western Guiana Shield. Zootaxa 3884 (4): 360-370. DOI: [10.11646/zootaxa.3884.4.5](https://doi.org/10.11646/zootaxa.3884.4.5)
- Lujan NK, Armbruster JW (2011) The Guiana Shield. In: Albert JS, Reis RE (Eds) Historical Biogeography of Neotropical Freshwater Fishes. University of California Press, Berkeley, California, 390 pp. DOI: [10.1525/california/9780520268685.003.0013](https://doi.org/10.1525/california/9780520268685.003.0013)
- Lujan NK, Birindelli JLO (2011) A new distinctively banded species of *Pseudolithoxus* (Siluriformes: Loricariidae) from the upper Orinoco River. Zootaxa 2941: 38-46.
- Lundberg JG, Aguilera O (2003) The late Miocene *Phractocephalus* catfish (Siluriformes: Pimelodidae) from Urumaco, Venezuela: additional specimens and reinterpretation as a distinct species. Neotropical Ichthyology 1 (2): 97-109. DOI: [10.1590/s1679-62252003000200004](https://doi.org/10.1590/s1679-62252003000200004)
- Mees GF (1974) The Auchenipteridae and Pimelodidae of Suriname (Pisces, Nematognathi). Zoologische Verhandlungen 132: 1-256.
- Mol JHA (2012) The Freshwater Fishes of Suriname. Brill, Leiden, 890 pp. DOI: [10.1163/9789004207653](https://doi.org/10.1163/9789004207653)
- Muller S, Rapp Py-Daniel LH, Zuanon J (1994) *Ancistrus ranunculus*, a new species of loricariid fish (Siluriformes: Loricariidae) from the Xingú and Tocantins rivers, Brazil. Ichthyological Exploration of Freshwaters 5 (4): 289-296.
- Nogueira C, Buckup PA, Menezes NA, Oyakawa OT, Kasecker TP, Ramos Neto MB, da Silva JMC (2010) Restricted-range fishes and the conservation of Brazilian freshwaters. PLoS ONE 5 (6): e11390. DOI: [10.1371/journal.pone.0011390](https://doi.org/10.1371/journal.pone.0011390)
- Pellegrin J (1912) Description d'un poisson nouveau de l'Orénoque appartenant au genre *Xenocara*. Bulletin de la Société Zoologique de France 37: 271-272. URL: <http://biodiversitylibrary.org/page/3047257>
- Rapp Py-Daniel LH (1985) *Dekeyseria amazonica*, novo gênero e nova espécie na região Amazônica, Brasil, e *Dekeyseria scaphirhyncha* (Kner, 1854) nova combinação (Loricariidae: Siluriformes). Amazoniana 9 (2): 177-191.
- Rapp Py-Daniel LH (1988) *Hypostomus hoplonites* sp. n. da bacia amazônica, Brasil (Pisces, Siluroidea, Loricariidae). Iheringia Série Zoologia 68: 13-23. URL: <http://biodiversitylibrary.org/page/34136926>
- R Core Team (2014) R: A language and environment for statistical computing. R version 3.0.3. R Foundation for Statistical Computing, Vienna, Austria. URL: <http://www.R-project.org/>
- Reis RE, Kullander SO, Ferraris CJ (Eds) (2003) Check List of the Freshwater Fishes of South and Central America. Edipucrs, Porto Alegre, 742 pp.
- Retzer ME (2006) A new species of *Farlowella* Eigenmann and Eigenmann (Siluriformes: Loricariidae), a stickcatfish from Bolivia. Zootaxa 1282: 59-68.

- Retzer ME, Page LM (1997) Systematics of the stick catfishes, *Farlowella* Eigenmann & Eigenmann (Pisces, Loricariidae). Proceedings of the Academy of Natural Sciences, Philadelphia 147: 33-88.
- Royero R (1992) *Tatia musaica*, una nueva especie de bagre auchenipterido (Siluriformes-Auchenipteridae) de la cuenca del Rio Orinoco, Territo Rio Federal Amazonas, Venezuela. Acta Científica Venezolana 43 (5): 300-306.
- Sabaj Pérez MH (2009) Photographic Atlas of Fishes of the Guiana Shield. Bulletin of the Biological Society of Washington 17 (1): 52-59. DOI: [10.2988/0097-0298-17.1.52](https://doi.org/10.2988/0097-0298-17.1.52)
- Sabaj Pérez MH (2013) Standard symbolic codes for institutional resource collections in herpetology and ichthyology: an online reference. Version 4.0. American Society of Ichthyologists and Herpetologists. URL: <http://www.asih.org/>
- Sarmiento-Soares LM, Martins-Pinheiro RF (2008) A systematic revision of *Tatia* (Siluriformes: Auchenipteridae: Centromochlinae). Neotropical Ichthyology 6 (3): 495-542. DOI: [10.1590/s1679-62252008000300022](https://doi.org/10.1590/s1679-62252008000300022)
- Sarmiento-Soares LM, Cabeceira FG, Nobre Carvalho L, Zuanon J, Akama A (2013) *Centromochlus meridionalis*, a new catfish species from the Amazonian limits, Mato Grosso State, Brazil (Siluriformes: Auchenipteridae). Neotropical Ichthyology 11 (4): 797-808. DOI: [10.1590/S1679-62252013000400007](https://doi.org/10.1590/S1679-62252013000400007)
- Schaefer SA (1997) The Neotropical cascudinhos: systematics and biogeography of the *Otocinclus* catfishes (Siluriformes: Loricariidae). Proceedings of the Academy of Natural Sciences of Philadelphia 148: 1-120.
- Seidel I, Evers HG (2005) Wels Atlas Band 2: Hypostominen, Lithogeneinen und Neoplecostominen. Mergus Verlag, Melle, Germany, 1359 pp.
- Shibatta OA, Pavanelli CS (2005) Description of a new *Batrochoglanis* species (Siluriformes, Pseudopimelodidae) from the rio Paraguai basin, State of Mato Grosso, Brazil. Zootaxa 1092: 21-30.
- Sousa LM (2010) Revisão taxonômica e filogenia de Astrodoradinae (Siluriformes, Doradidae). Instituto de Biociências da Universidade de São Paulo, 276 pp.
- Sousa LM, Birindelli JLO (2011) Taxonomic revision of the genus *Scorpiodoras* (Siluriformes: Doradidae) with resurrection of *Scorpiodoras calderonensis* and description of a new species. Copeia 2011 (1): 121-140. DOI: [10.1643/ci-10-038](https://doi.org/10.1643/ci-10-038)
- Thomas MR, Rapp Py-Daniel LH (2008) Three new species of the armored catfish genus *Loricaria* (Siluriformes: Loricariidae) from river channels of the Amazon basin. Neotropical Ichthyology 6 (3): 379-394. DOI: [10.1590/s1679-62252008000300011](https://doi.org/10.1590/s1679-62252008000300011)
- Thomas MR, Sabaj Pérez MH (2010) A new species of whiptail catfish, genus *Loricaria* (Siluriformes: Loricariidae), from the Rio Curuá (Xingu Basin), Brazil. Copeia 2010 (2): 274-283. DOI: [10.1643/ci-09-097](https://doi.org/10.1643/ci-09-097)
- Vari RP, Calegari BB (2014) New species of the catfish genus *Tatia* (Siluriformes: Auchenipteridae) from the rio Teles Pires, upper rio Tapajós basin, Brazil. Neotropical Ichthyology 12 (4): 667-674. DOI: [10.1590/1982-0224-20130193](https://doi.org/10.1590/1982-0224-20130193)
- Vari RP, Ferraris CJ (2013) Two new species of the catfish genus *Tatia* (Siluriformes: Auchenipteridae) from the Guiana Shield and a reevaluation of the limits of the genus. Copeia 2013 (3): 396-402. DOI: [10.1643/ci-12-115](https://doi.org/10.1643/ci-12-115)
- Vari RP, Ferraris CJ, Radosavljevic A, Funk VA (2009) Checklist of the Freshwater Fishes of the Guiana Shield. Bulletin of the Biological Society of Washington 17 (1): i-i. DOI: [10.2988/0097-0298-17.1.i](https://doi.org/10.2988/0097-0298-17.1.i)



- Vera-Alcaraz HS, Pavanelli CS, Zawadzki CH (2012) Taxonomic revision of the *Rineloricaria* species (Siluriformes: Loricariidae) from the Paraguay River basin. *Neotropical Ichthyology* 10 (2): 285-311. DOI: [10.1590/s1679-62252012000200006](https://doi.org/10.1590/s1679-62252012000200006)
- Ward RD, Zemlak TS, Innes BH, Last PR, Hebert PDN (2005) DNA barcoding Australia's fish species. *Philosophical Transactions of the Royal Society B: Biological Sciences* 360 (1462): 1847-1857. DOI: [10.1098/rstb.2005.1716](https://doi.org/10.1098/rstb.2005.1716)
- Wright JJ (2009) Diversity, phylogenetic distribution, and origins of venomous catfishes. *BMC Evolutionary Biology* 9 (1): 282. DOI: [10.1186/1471-2148-9-282](https://doi.org/10.1186/1471-2148-9-282)
- Zawadzki CH, de Oliveira RR, Debona T (2013) A new species of *Hypostomus* Lacépède, 1803 (Siluriformes: Loricariidae) from the rio Tocantins-Araguaia basin, Brazil. *Neotropical Ichthyology* 11 (1): 73-80. DOI: [10.1590/S1679-62252013000100008](https://doi.org/10.1590/S1679-62252013000100008)

## Supplementary materials

### Suppl. material 1: R script to access GBIF and FishBase records

**Authors:** Rupert A. Collins

**Data type:** Plain text file (R script)

**Filename:** records\_search\_bdj.R - [Download file](#) (1.94 kb)

### Suppl. material 2: Bash script to search locally stored checklists in PDF format

**Authors:** Rupert A. Collins

**Data type:** Plain text file (bash script)

**Filename:** pdf\_search\_bdj.sh - [Download file](#) (298.00 bytes)