



CODEN [USA]: IAJPB

ISSN : 2349-7750

INDO AMERICAN JOURNAL OF PHARMACEUTICAL SCIENCES

SJIF Impact Factor: 7.187

Available online at: <http://www.iajps.com>

Research Article

CONNECTION OF OUTPATIENT TREATMENT COMPLICATIONS FOR REOPERATION AND DEATHS IN GENERAL SURGERY

¹Dr Farhan Ali Mazhar, ²Dr Tabish Yousuf Pandith, ³Dr Hasnat Shabbir¹The James Cook University Hospital Middlesbrough²Royal Blackburn Hospital³PGMI Lahore

Article Received: October 2021

Accepted: October 2021

Published: November 2021

Abstract:

Aim: In order to describe the system, it is necessary to classify and quantify the risk factors for post-discharge entanglement that occur within 30 days of 21 inpatient general medical procedure system gatherings. Design: Retrospective survey of associates.

Methods: A number of 557,520 older adults enrolled in one of the 21 meetings on the methodology of general surgical practices in hospital settings. Our current research was conducted at Lahore General Hospital, Lahore from May 2019 to April 2020. Main result measures: post-discharge complexity, reoperation and death.

Results: Of the 551,510 patients (mean age, 56.7 years), 17.9 percent reported discomfort; 41.5 percent had Parkinson's disease. Of the PD-related pain, 77.2% occurred within 14 days of PD. Proctectomy (14.5 per cent), enteric fistula repair (13.7 per cent) and pancreatic procedures (11.4 per cent) had the highest PD pain percentage. Chest fixation, obesity and ventral hernia procedures have the highest PD quantum coherence rates (79.8 percent, 68.5 percent and 65.6 percent, separately). In both procedures, site problems, toxicity and thromboembolic events were usually common. The likelihood of complications of PD rose with hospitalization (13.6% versus 7.3% without hospitalization; P 0.002). In contrast, patients without complications of Parkinson's disease had a higher rate of re-operation (5.7% vs. 18.8%, individually; P.001) and disappearance (3.1% vs. 7.8%, individually; P.002) within 30 days after medical intervention; those with Parkinson's disease preceded by hospitalization had the highest rate of re-operation (34.8%) and disappearance (25.8%) (all P.002). After the change, PD discomfort was related to system type, American Society of Anesthesiologists class above 3, and steroid use.

Conclusion: Difficulty ratios vary by technique, are typically closely related to the location and are related to mortality. Meticulous, explicit release-tolerant methodology just as rapid patient growth could enhance PD outcomes.

Keywords: Outpatient treatment Complications, Reoperation and Deaths, General Surgery.

Corresponding author:**Dr. Farhan Ali Mazhar**

The James Cook University Hospital Middlesbrough

QR code



Please cite this article in press Farhan Ali Mazhar et al, Connection Of Outpatient Treatment Complications For Reoperation And Deaths In General Surgery., Indo Am. J. P. Sci, 2021; 08(11).

INTRODUCTION:

The cycle directly after discharge to the hospital (PD) is a window of defense for patients. Almost one in seven prudent doctors protected by the Medicare Administrative Spending Scheme experienced preventable adverse effects that accelerated referral to the clinic in one month of record hospitalization [1]. In consideration of the health and monetary costs of patient accompaniment and the medical care environment, the Patient Safety and Affordable Care Act has set a decrease in preventable pre-hospitalization as a goal for the Welfare Expense Reserve Fund; from 2013 onwards, medical clinics with high frequency uniform readmitting rates will be subject to a premium for reimbursement under Medicare [2]. In order to establish effective quality assurance intercessions and building long - term gap from payment fines, reliable knowledge identifying the burden of PD problems and their relationship to more genuinely adverse opportunities for cautious patients is essential [3]. An analysis of the effect of PD cases on the quality of emergency clinical results using the 2006 U.S. College of Surgeons' Public Surgical Quality Management Initiative and the 2007 Participant Usage Data Files showed that just 35 per cent of postoperative complexities were attributed to PD and that the integration of PD cases had an impressive impact on clinical quality rankings. Similar to the joint survey[4], all other aspects being equivalent (outpatient and inpatient, strong and general medical intervention), a variety of programs were independently evaluated by CSA-NSQIP investigators (breast procedures, colectomy, pancreatectomy and abdominal aortic aneurysm repair). Their results showed that Parkinson's disease events vary according to the type of procedure and the context (hospitalization or not), but these variations have not been further studied; nor has the relationship between Parkinson's disease events and other outcomes such as mortality been studied. Examining mortality after hospitalization in the ACS-NSQIP participant utilization data files from 2005 to 2007, Yuet al found that one-quarter of the passages within 30 days of medical intervention resulted in PD; they

did not analyze the disadvantages of PD that preceded mortality [5].

METHODOLOGY:

Our current research was conducted at Lahore General Hospital, Lahore from May 2019 to April 2020. By means of a chart review and discreet creation, carefully planned clinical commentators have tentatively gathered information on preoperative and usable characteristics, as well as 30-day postoperative results for patients in the information base, regardless of whether the patient has been hospitalized, discharged home or in another specialty, or returned to another facility. A summary of the layout of the ACS-NSQIP service and the detailed meaning of all the variables used in this analysis can be found in the ACS-NSQIP Participant Data Use File Client Guide.6 In this review, the PD challenge was defined as one in which the difference between operation and difficulty was greater than the difference between activity and release from the emergency clinic. This research was confined to adult patients (19 years of age) who attended one of the 24 standard medical procedure techniques in hospital settings. Hospital and outpatient procedures included a range of hazards and patient cohorts; thus, outpatient techniques were removed from this examination. According to the ACS-NSQIP convention, the status of inpatient and outpatient is relegated to this distinction on a case-by-case basis according to the administrative interventions of the neighborhood. In this survey, an inpatient technique was defined as one identified as an inpatient in the ACS-NSQIP participant usage data file or for which the duration of stay in the emergency clinic (LOS) was one day or more. Patients with postoperative mix-ups for whom details on the timing of pain was lacking (n=1239) were removed from the study. Essential techniques were used using the Current Procedural Wording code variable selected for ACSNSQIP. In order to limit the number of technique groups without sacrificing clinical specificities, methodologies were pooled if their PD inconvenience rate was within a rate point and the pooling appeared to be proceeding well.

Figure 1:

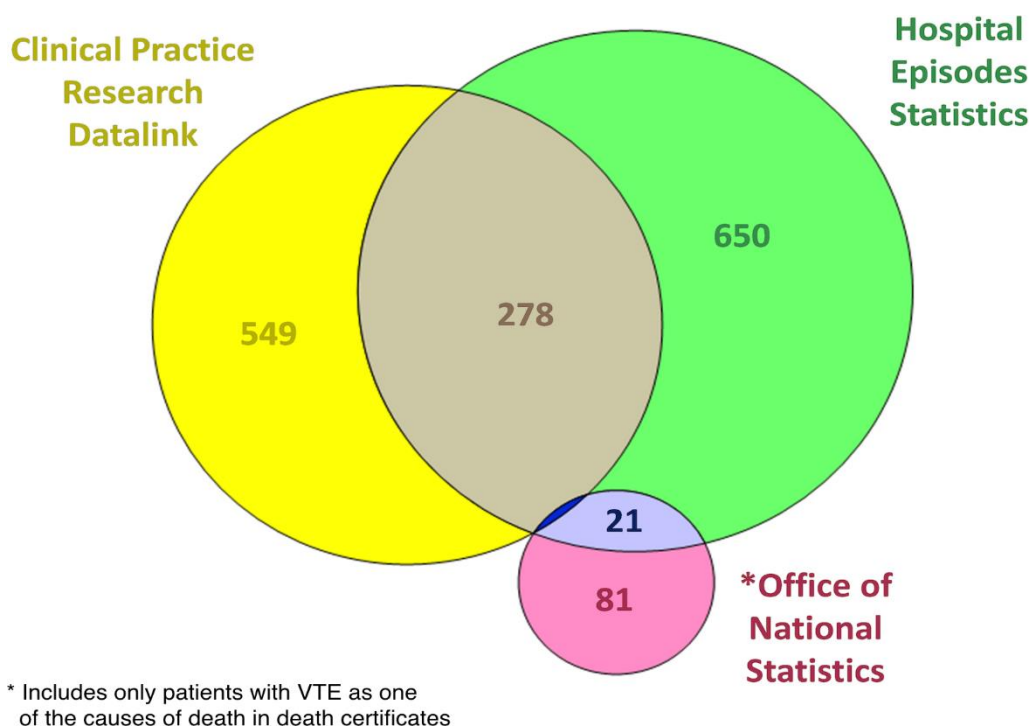


Figure 2:

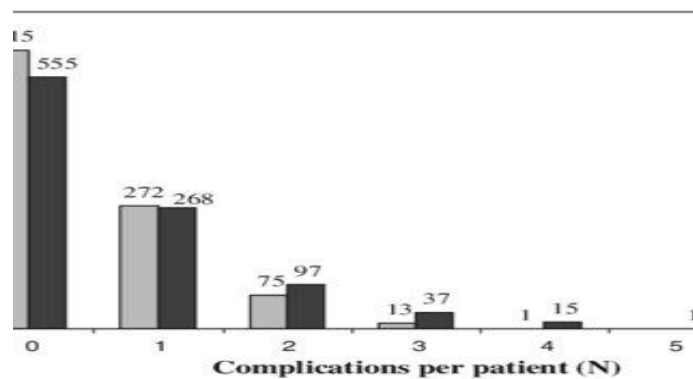
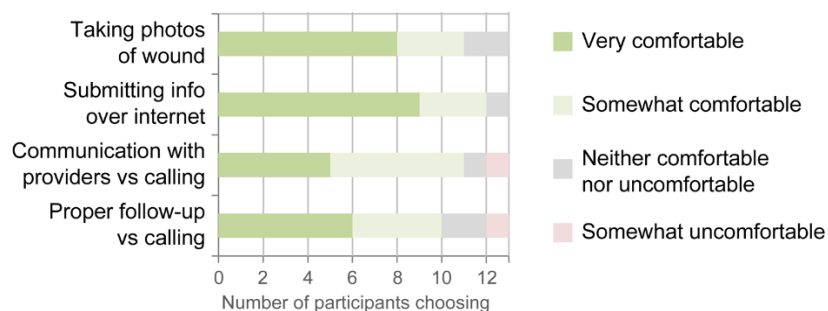


Figure 3:



RESULTS:

A maximum of 551,520 individuals were affected. The mean age of the inquiry test was 53.7 years. The third of adults were female (62.7 per cent), Caucasian (76.5 per cent), home certified (96.8 per cent) and free of charge prior to medical action (93.8 per cent). Colectomy (18.2 percent), bariatric procedures (13.5 percent) and appendectomy were the most commonly known techniques in the report (13.8 percent). The average complexity rate for 33 postoperative days was 17.8%. As seen in Table 1, the average PD misunderstanding rate was 7.8%; thus, almost 43% of postoperative confusion resulted in PD. The prevalence of LOCA misunderstanding ranged by procedure, varying from 1 in 7 Proctectomy patients to 1 in 68 endocrine patients. Methodologies with the highest rates of PD-related discomfort were Proctectomy, enteric fistula repair, and pancreatic activities. Medical procedures, bariatric systems, and ventral hernia repair had the highest levels of complexity in the period of Parkinson's disease. At a time when the general contribution of each strategy to the ultimate case of PD uncertainty was disrupted, the top 10 techniques accounted for 82.5% of the PD complexities. The top 10 approaches included

(diminishing relative commitment) colectomy (27.3 per cent), consumer characteristics strategies (13.3 per cent), bariatric techniques (6.6 per cent), ventral hernia fixation (6.6 per cent), appendectomy (6.4 per cent), cholecystectomy (5.9 per cent), pancreatic systems (4.9 per cent), exploratory laparotomy (5.8 per cent), chest techniques (4.3 per cent) and gastrectomy (3.6 percent). Overall, 25%, half, and 77% of PD tangles occurred within 5, 9, and 14 days of PD (Figure 1). The 10 most basic tangles accounted for 92.8% of all PD difficulties; they were surface site contamination (35.2%), organ space disease (13.9%), severe septicemia (11.4%), urinary tract disease (8.9%), deep and conservative site contamination (7, 3%), wound dehiscence (4.7%), deep vein apoplexy (5.1%), pneumonia (4.8%), septic dizziness (2.7%) and aspiratory embolism (3.6%). As shown in Figure 2, the extent of Parkinson's disease events evolved according to the type of entanglement; carefully selected site-specific cases integrated the 5 difficulties with the highest extents of Parkinson's disease events. At the time of the review by strategy, site and disease-related discomfort and venous thromboembolism accounted for a large proportion of the PD difficulties for each technique (Table 2).

Table 1:

| Variables | Patients (n = 2107) |
|--------------------------|---------------------|
| Curability (R0) | 2043 (97.0) |
| Resection type | |
| Distal gastrectomy | 1642 (77.9) |
| Total gastrectomy | 418 (19.8) |
| Others | 47 (2.3) |
| Operative approach | |
| Open | 872 (41.4) |
| Laparoscopy | 1235 (58.6) |
| Extent of LND | |
| D1+ | 938 (44.5) |
| D2 | 1169 (55.5) |
| Combined organ resection | |
| Overall | 246 (11.7) |
| Gall bladder | 100 |
| Spleen | 44 |
| Pancreas | 26 |
| Colon | 25 |
| Mesocolon | 22 |
| Liver | 14 |
| Appendix | 6 |
| Ovary | 6 |
| Adrenal gland | 3 |
| Distal esophagus | 3 |
| Kidney | 2 |
| Others | 4 |
| Operating time, min | 195 ± 68 |
| Operative blood loss, ml | 180 ± 207 |
| Overall morbidity* | |
| Overall | 367 (17.4) |
| Local | 309 (14.7) |
| Systemic | 82 (3.9) |
| Mortality* | 12 (0.6) |
| Hospital stay, days | |
| Overall | 8.8 ± 7.2 |
| Without morbidity | 7.4 ± 1.4 |
| With morbidity | 16.9 ± 16.3 |

Data are presented as mean ± SD or n (%).

LND = lymph node dissection.

* Defined as complication or death during hospitalization and until 30-days of hospital discharge.

Table 2:

| | No. of studies | Total sample | Statistical method | Pooled OR or MD | Heterogeneity ² (%) |
|--|----------------|--------------|--------------------|----------------------------|--------------------------------|
| Old age (years) | 7 | 823 | IV, random | 4.83 (3-14, 6-52)* | 62 |
| Age ≥ 75 years | 2 | 428 | M-H, fixed | 4.29 (2-28, 8-06) | 0 |
| Male sex | 8 | 801 | M-H, random | 0.66 (0-37, 1-17) | 63 |
| Depression | 2 | 475 | M-H, random | 1.77 (0-63, 5-01) | 70 |
| Body mass index (kg/m ²) | 4 | 340 | IV, fixed | -1.44 (-2.42, -0.47)* | 0 |
| No. of co-morbid conditions | 3 | 240 | IV, fixed | 0.28 (-0.14, 0.70)* | 0 |
| Charlson Co-morbidity Index | 2 | 171 | IV, random | 0.93 (-1.68, 3.54)* | 80 |
| Diabetes | 2 | 247 | M-H, fixed | 1.15 (0.48, 2.75) | 0 |
| ASA fitness grade ≥ III | 3 | 575 | M-H, fixed | 2.71 (1.64, 4.48) | 0 |
| No. of medications | 2 | 122 | IV, fixed | 1.00 (0.03, 1.97)* | 0 |
| Preoperative sodium (mmol/l) | 2 | 377 | IV, fixed | -0.16 (-1.43, 1.11)* | 0 |
| Preoperative creatinine (μmol/l) | 2 | 428 | IV, fixed | -0.32 (-15.75, 15.14)* | 0 |
| Preoperative albumin (g/dl) | 2 | 457 | IV, fixed | -0.50 (-0.74, -0.26)* | 0 |
| Preoperative haematocrit (%) | 3 | 575 | IV, fixed | -0.26 (-1.51, 0.99)* | 36 |
| Preoperative haemoglobin (g/l) | 4 | 566 | IV, fixed | -0.11 (-0.51, 0.29)* | 11 |
| Preoperative white cell count (× 10 ⁹ /l) | 2 | 516 | IV, fixed | 0.34 (-0.57, 1.24)* | 0 |
| Intraoperative hypotension | 2 | 457 | M-H, fixed | 3.06 (1.60, 5.84) | 44 |
| Intraoperative fluid infusion (ml) | 2 | 189 | IV, fixed | -281.80 (-785.83, 222.23)* | 0 |
| Perioperative blood transfusion | 4 | 626 | M-H, fixed | 3.17 (1.88, 5.53) | 0 |
| Excessive blood loss | 2 | 457 | M-H, fixed | 2.35 (0.35, 15.92) | 62 |
| Blood loss (ml) | 2 | 147 | IV, random | 30.74 (-121.26, 182.73)* | 67 |
| Open/non-laparoscopic surgery | 4 | 338 | M-H, fixed | 1.43 (0.64, 3.18) | 1 |
| Duration of surgery (min) | 4 | 309 | IV, random | -2.64 (-39.11, 33.82)* | 62 |
| Reoperation | 2 | 189 | M-H, fixed | 1.92 (0.74, 5.03) | 0 |
| Length of hospital stay (days) | 3 | 289 | IV, fixed | 4.56 (1.48, 6.77)* | 12 |
| History of alcohol excess | 3 | 575 | M-H, fixed | 2.55 (1.28, 5.06) | 0 |
| Smoking | 2 | 218 | M-H, fixed | 0.60 (0.28, 1.26) | 0 |
| Mortality | 4 | 646 | M-H, fixed | 4.03 (2.19, 7.42) | 0 |
| Complications | 2 | 218 | M-H, fixed | 1.69 (0.86, 3.30) | 41 |
| Malignancy | 3 | 526 | M-H, random | 5.32 (0.28, 99.28) | 93 |

Values in parentheses are 95 per cent c.i. *Mean difference (MD) reported. OR, odds ratio; M-H, Mantel-Haenszel method; IV, inverse-variance method.

DISCUSSION:

There is a paucity of information describing the moroseness of PD in cautious patients [6]. Huge population-level information bases, such as the national inpatient sample and the national hospital discharge survey, do not account for the difficulties associated with PD; the generalizability of PD information obtained from the federal health insurance administrative fee program for patients over 65 years of age is limited [7]. Thus, ACS-NSQIP offers a rare ability to examine PD problems in cautious patients at a multi-institutional level [8]. For all, it is the largest investigation into the dynamics of Parkinson's infections in humans treated for medical care in Pakistan. We observed that more than 40% of all postoperative problems were PD-related; nearly one in 14 general practitioners who had received surgical care in hospital settings encountered PD complications [9]. Our results support the findings of the few PD morbidity studies that have so consistently demonstrated a high incidence of PD cases among their investigation tests; in all cases, such tests are systematically nuanced, explicit or methodologically specific [10].

CONCLUSION:

In summary, our investigation found that PD intricacies constitute a critical mass of postoperative intricacies and are a major means of enhancing the efficiency of inpatient and general medical procedures. Further analysis is required to establish and examine the efficacy of a sound and picky PD follow-up system for diligent patients. Regularly barred from the knowledge bases, this information underlines the need for a precise collection of PD antagonistic incentive information to enhance postoperative vigilant consideration in Pakistan.

REFERENCES:

1. Prospero E, Cavicchi A, Bacelli S, Barbadoro P, Tantucci L, D'Errico MM. Surveillance for surgical site infection after hospital discharge: a surgical procedurespecific perspective. *Infect Control Hosp Epidemiol.* 2006;27(12):1313-1317.
2. Martin RCG, Brown R, Puffer LNP, et al. Readmission rates after abdominal surgery: the role of surgeon, primary caregiver, home health, and subacute rehab. *Ann Surg.* 2011;254(4):591-597.

3. Wick EC, Shore AD, Hirose KM, et al. Readmission rates and cost following colorectal surgery. *Dis Colon Rectum*. 2011;54(12):1475-1479.
4. Kent TS, Sachs TE, Callery MP, Vollmer CM Jr. Readmission after major pancreatic resection: a necessary evil? *J Am Coll Surg*. 2011;213(4):515-523.
5. Boltz MM, Hollenbeak CS, Julian KG, Ortenzi G, Dillon PW. Hospital costs associated with surgical site infections in general and vascular surgery patients. *Surgery*. 2011;150(5):934-942.
6. Anaya DA, Dellinger EP. Challenges in the prevention of surgical site infections. *Infect Med*. 2006;23(3):120-126.
7. Regenbogen SE, Bordeianou L, Hutter MM, Gawande AA. The intraoperative Surgical Apgar Score predicts postdischarge complications after colon and rectal resection. *Surgery*. 2010;148(3):559-566.
8. Engel H, Huang JJ, Tsao CK, et al. Remote real-time monitoring of free flaps via smartphone photography and 3G wireless Internet: a prospective study evidencing diagnostic accuracy. *Microsurgery*. 2011;31(8):589-595.
9. Murphy RXJ Jr, Bain MA, Wasser TE, Wilson E, Okunski WJ. The reliability of digital imaging in the remote assessment of wounds: defining a standard. *Ann Plast Surg*. 2006;56(4):431-436.
10. Shah A, Tuggle C, Clune JE, Steinbacher D, Patel A. FaceTime with Apple and information technology. *Plast Reconstr Surg*. 2012;129(3):562e-563e.