



RESEARCH ARTICLE

REVISED **Improving the touchscreen-based food approach-avoidance task: remediated block-order effects and initial findings regarding validity [version 3; peer review: 2 approved, 1 approved with reservations]**

Hannah van Alebeek ^{1,2*}, Sercan Kahveci^{1,2*}, Jens Blechert^{1,2}

¹Department of Psychology, Paris-Lodron-University of Salzburg, Salzburg, Austria

²Center for Cognitive Neuroscience, Paris-Lodron-University of Salzburg, Salzburg, Austria

* Equal contributors

V3 **First published:** 24 Mar 2021, 1:15
<https://doi.org/10.12688/openreseurope.13241.1>
Second version: 03 Jun 2021, 1:15
<https://doi.org/10.12688/openreseurope.13241.2>
Latest published: 20 Aug 2021, 1:15
<https://doi.org/10.12688/openreseurope.13241.3>

Abstract

Approach biases to foods may explain why food consumption often diverges from deliberate dietary intentions. Yet, the assessment of behavioural biases with the approach-avoidance tasks (AAT) is often unreliable and validity is partially unclear. The present study continues a series of studies that develop a task based on naturalistic approach and avoidance movements on a touchscreen (hand-AAT). In the hand-AAT, participants are instructed to respond based on the food/non-food distinction, thereby ensuring attention to the stimuli. Yet, this implies the use of instruction switches (i.e., 'approach food – avoid objects' to 'avoid food – approach objects'), which introduce order effects. The present study increased the number of instruction switches to potentially minimize order effects, and re-examined reliability. We additionally included the implicit association task (IAT) and several self-reported eating behaviours to investigate the task's validity. Results replicated the presence of reliable approach biases to foods irrespective of instruction order. Evidence for validity, however, was mixed: biases correlated positively with external eating, increase in food craving and aggregated image valence ratings but not with desire to eat ratings of the individual images considered within participants or the IAT. We conclude that the hand-AAT can reliably assess approach biases to foods that are relevant to self-reported eating patterns.

Open Peer Review

Reviewer Status ? ✓ ✓

	Invited Reviewers		
	1	2	3
version 3			
(revision)		✓	✓
20 Aug 2021		report	report
version 2			
(revision)		?	
03 Jun 2021		report	
version 1			
24 Mar 2021	?	?	
	report	report	


- Annette Horstmann**, University of Helsinki, Helsinki, Finland
- Naomi Kakoschke** , Monash University, Melbourne, Australia
 Health and Biosecurity, the Commonwealth Scientific and Industrial Research Organisation (CSIRO), Adelaide, Australia
Rajeshwari Muthukumaran, Indian Institute of Technology Bombay, Mumbai, India

Keywords

approach-avoidance task; implicit association task; food; external eating; touchscreen; reliability



This article is included in the [Excellent Science gateway](#).

3. **Philipp Schroeder** , University of Tübingen, Tübingen, Germany

Any reports and responses or comments on the article can be found at the end of the article.

Corresponding author: Hannah van Alebeek (hannah.vanalebeek@sbg.ac.at)

Author roles: **van Alebeek H:** Conceptualization, Investigation, Methodology, Visualization, Writing – Original Draft Preparation;

Kahveci S: Conceptualization, Data Curation, Formal Analysis, Methodology, Software, Visualization, Writing – Original Draft Preparation;

Blechert J: Conceptualization, Funding Acquisition, Project Administration, Resources, Supervision, Writing – Review & Editing

Competing interests: No competing interests were disclosed.

Grant information: This project has received funding from the European Research Council (ERC) under the European Union's Horizon 2020 research and innovation programme (grant agreement No [639445]), (project NewEat). Hannah van Alebeek and Sercan Kahveci were supported by the Doctoral College "Imaging the Mind" (FWF; W1233-B). Hannah van Alebeek was additionally supported by the project "Mapping neural mechanisms of appetitive behaviour" (FWF; KLI762-B).

The funders had no role in study design, data collection and analysis, decision to publish, or preparation of the manuscript.

Copyright: © 2021 van Alebeek H *et al.* This is an open access article distributed under the terms of the [Creative Commons Attribution License](#), which permits unrestricted use, distribution, and reproduction in any medium, provided the original work is properly cited.

How to cite this article: van Alebeek H, Kahveci S and Blechert J. **Improving the touchscreen-based food approach-avoidance task: remediated block-order effects and initial findings regarding validity [version 3; peer review: 2 approved, 1 approved with reservations]** Open Research Europe 2021, 1:15 <https://doi.org/10.12688/openresearch.13241.3>

First published: 24 Mar 2021, 1:15 <https://doi.org/10.12688/openresearch.13241.1>

REVISED Amendments from Version 2

In this second revision of the manuscript, we added a concluding paragraph.

Any further responses from the reviewers can be found at the end of the article

Introduction

What and how much someone eats depends on explicit processes such as deliberate dietary intentions as well as on implicit responses to environmental food cues. While this cue reactivity expresses itself through cue-induced consumption and subjective food cravings, it is also evident in behavioural biases that motivate responses towards the respective food cue (Boswell & Kober, 2015; Brockmeyer *et al.*, 2015). These behavioural biases may play a pivotal role in the cascade of events that initiates and maintains dietary failure: approach bias towards food has been related to higher food intake when self-regulatory capacity is low, and it has been related to more uncontrolled eating in impulsive individuals (Booth *et al.*, 2018; Kakoschke *et al.*, 2015; Kakoschke *et al.*, 2017b). This does not seem to extend to individuals with clinically diagnosed binge eating however, who do not show an increased approach bias to food compared to healthy controls (Paslakis *et al.*, 2017). At the other end of the spectrum, a decrease or absence of approach bias towards food may help to explain the persistently reduced food intake in individuals with anorexia nervosa (Neumeijer *et al.*, 2019; Paslakis *et al.*, 2016; for a review see Paslakis *et al.*, 2020). Perhaps most importantly, a recent review has concluded that modification of approach bias can help reduce food consumption, thereby supporting a causal role for approach biases within normal and disordered food consumption (Kakoschke *et al.*, 2017a). Hence, research has begun to focus on the reliable assessment of behavioural biases so they can be measured and targeted for treatment in uncontrolled eaters.

Behavioural bias to food cues can be quantified using the approach-avoidance task (AAT). In the AAT, participants are required to approach and avoid stimuli from at least one category. An approach bias is inferred if a stimulus category, such as food, is approached faster than avoided, and this advantage for approach is larger than that of another stimulus category, such as office articles (e.g., Lender *et al.*, 2018). It is necessary to compare two stimulus categories to control for stimulus-independent factors, such as differences in muscle strength or posture, which influence speed of approach and avoidance responses. Next to stimulus categories, the used representation of approach and avoidance (e.g. zooming stimuli, moving a manikin towards or away from stimuli, moving stimuli in 3D environment), the input devices (e.g. keyboards, computer mice, touchscreens, motion sensors) and the instruction types (Krieglmeier & Deutsch, 2010) affect psychometric properties of AAT implementations. Two different task instructions have been used. In the (more typical) irrelevant-feature AAT (e.g. Brockmeyer *et al.*, 2015; Kakoschke *et al.*, 2017a), participants must approach or avoid stimuli based on a feature of the stimulus that is unrelated

to the bias being measured (e.g. approach stimuli with green frame and avoid those with a blue frame); in the relevant-feature AAT (e.g. Brignell *et al.*, 2009; Lender *et al.*, 2018; Meule *et al.*, 2019), the participants must approach or avoid based on the stimulus category, thereby directing attention to the feature for which there might be an approach bias (e.g. approach food stimuli and avoid objects and vice versa). Feature-irrelevant AATs are appealing as they do not require an instruction switch halfway through the experiment, and are less susceptible to demand characteristics, thus allowing for stronger claims regarding *automatic* stimulus-response associations (Chen & Bargh, 1999; Rinck & Becker, 2007). Yet, a meta-analysis including various stimulus categories (e.g. faces and affective words, Phaf *et al.*, 2014) as well as direct task comparisons in the food domain suggest that only relevant-feature AATs have yielded significant and reliable approach biases, whereas biases in irrelevant-feature AATs were not significant or unreliable (Lender *et al.*, 2018; Meule *et al.*, 2019; Phaf *et al.*, 2014). Next to instruction, it matters whether it is the object or the participant that moves closer or further away. In set-ups using a joystick, approach bias effects are elicited primarily by the stimuli zooming in or out (Krieglmeier & Deutsch, 2010; Rinck & Becker, 2007) and accordingly, approach bias could be attained when stimuli were moved with simple key presses (Becker *et al.*, 2015; Peeters *et al.*, 2012). However, it was shown that manipulating a stimulus' position at a distance, as simulated with the zoom-feature, elicits smaller approach biases than moving oneself towards or away from a stimulus in a three-dimensional digital environment (Rougier *et al.*, 2018). Thus, unclear perspective and irrelevant-feature instructions may explain why only some studies find approach biases to foods or correlations with food craving and eating styles such as restrained and external eating (Brignell *et al.*, 2009; Brockmeyer *et al.*, 2015; Lender *et al.*, 2018; Maas *et al.*, 2017a; Meule *et al.*, 2019; Veenstra & de Jong, 2010) while others do not (Matheson, 2018; Meule *et al.*, 2020).

To improve the assessment of approach bias, we developed a new variant of the AAT. In this 'hand-AAT', participants slide their hand towards or away from a picture on a touchscreen, with movement direction depending on the stimulus category (relevant-feature: food vs. object). By moving one's own, physical hand, there is no metaphoric ambiguity about whether the participant or the stimulus is moving, and participants perform actual ecologically valid approach and avoidance movements rather than producing abstract representations of approach and avoidance using artificial input devices such as joysticks or key presses. This task set-up previously yielded reliable approach biases to foods that correlated with explicit desire ratings in a healthy student population (Kahveci *et al.*, 2021), but unfortunately, the order of instruction blocks confounded inter-individual differences in approach bias: Both in the hand-AAT, as well as in a feature-relevant joystick AAT (Kahveci *et al.*, 2021; Wittekind *et al.*, 2021), participants who avoid food and approach objects in the first block (inconsistent instructions) showed larger approach biases to food and stronger correlations with food craving than participants who approach food and avoid objects in the first block (consistent instructions). Additionally, two previous studies showed that the subjective

desire to eat an individual food item is only correlated with reaction times on approach trials of that individual food item and not with reaction times on respective avoidance trials, making the value of avoid trials in the appetitive domain doubtful (Kahveci *et al.*, 2020; Kahveci *et al.*, 2021). Given this, we speculate that block-order may confound bias size as participants gradually master the task and thus only respond in automatic fashion to approach-food trials when they occur in the second rather than the first block. Such block order effects were previously documented in the domain of implicit associations, and remedied through the introduction of multiple alternating blocks (Messner & Vosgerau, 2010). In the current study, we thus chose to decrease the temporal primacy of one condition (instruction type, i.e., approach food, avoid objects) over another by presenting both conditions thrice and an alternating fashion rather than once.

As preregistered (<https://osf.io/ez7ka/>), we expected that the hand-AAT would reliably detect a general approach bias to all foods in the task, based on the assumption that also low desired foods possess inherently rewarding properties thanks to their significance for human survival. As an indication of validity, we aimed to replicate the finding that more desired food stimuli are approached faster than less desired food stimuli (Kahveci *et al.*, 2021) and included the single category implicit association task (IAT) with approach and avoidance words to relate the AAT to another implicit measure that was validated for the assessment of motivational tendencies in the food context (Kraus & Piqueras-Fiszman, 2016). Additionally, higher approach bias was hypothesized to relate to more self-reported food craving, as a marker of cue reactivity (Brockmeyer *et al.*, 2015). To further explore the relationship between bias scores and subjectively perceived cue-reactivity, we correlated the bias with changes in craving after exposure to foods cues in the hand-AAT, external eating, as well as overall liking and desire to eat ratings across food stimuli (Brignell *et al.*, 2009; Brockmeyer *et al.*, 2015; Lender *et al.*, 2018). To scope validity of this paradigm further, we assessed the relationships between AAT and IAT bias on the one hand and restrained eating and body mass index (BMI) on the other hand, as previous studies have argued that dietary lapses in individuals with obesity and in individuals restraining their food intake may be explained by strong implicit approach responses to food cues (Kemps & Tiggemann, 2015; Veenstra & de Jong, 2010).

Methods

Participants

We recruited 59 students (24 male) of the University of Salzburg with announcements during lectures and with flyers on social media platforms. Three participants dropped out after the online questionnaire. As preregistered, 10 participants were excluded because they had an average desire-to-eat rating below 30 or above 70 and three more were excluded due to an excessive outlier or error rate on the AAT (>15%). Our final sample included 43 participants (17 male), aged between 18 and 30 years (mean [M] = 22.95, standard deviation [SD] = 3.54), and with a BMI between 18.02 and 39.67 kg/m² (M = 23.13,

SD = 4.54). We included the health and natural concern subscales of the eating motivation survey (TEMS) (Renner *et al.*, 2012) as we found stronger approach bias to low than to high caloric foods in a previous study in a similar student population and thus suspected that our participants may pay more attention to healthy eating than the general population. However, participants' orientation towards healthy (M = 4.59, SD = 1.04) and natural (M = 4.06, SD = 1.31) foods did not differ from the health (Welch's t (45) = 0.74, p = .462) and natural orientation (Welch's t (45) = .54, p = .593) of the population.

Questionnaires

Reliability values are based on the full sample. As Cronbach's α systematically underestimates reliability, we additionally report McDonald's ω (McDonald, 1978; Revelle & Zinbarg, 2009; Sijtsma, 2009).

TEMS – natural concern and health motivation. TEMS (Renner *et al.*, 2012) was used to compare this sample's orientation towards natural and healthy food, compared to the general population. Each scale consisted of 5 statements about one's reasons to eat food, rated on a 7-point likert scale. Reliability was good for the natural concern (α = .92, ω = .92) and health motivation subscale (α = .86, ω = .87).

Food craving questionnaire – state (FCQ-S) and trait (FCQ-T-r). The German versions of the FCQ-S and FCQ-T-r (Meule *et al.*, 2014; Meule *et al.*, 2012a) were used to measure state and trait food craving, respectively. Both scales consisted of 15 statements rated on a 5-point likert scale. Both scales had excellent reliability in this study (α = .90, ω = .90).

Dutch eating behavior questionnaire (DEBQ). The three subscales of the DEBQ (Van Strien *et al.*, 1986) were used to measure emotional eating, external eating, and restrained eating. Each subscale consisted of 10 statements rated on a 5-point likert scale. All three subscales were reliable (emotional eating: α = .92, ω = .92; external eating: α = .87, ω = .86; restrained eating: α = .86, ω = .85).

Other scales. The Perceived Self-Regulatory Success in Dieting scale (Meule *et al.*, 2012b) and the Positive And Negative Affect Schedule (Watson *et al.*, 1988) were administered but not preregistered/analysed.

Materials and apparatus

The AAT was administered using a 23-inch iiyama ProLite T2336MSC-B2 touchscreen monitor with a resolution of 1920×1080 pixels, placed in portrait-format with a 10% tilt towards the participant.

The AAT included 24 object and 24 food images, selected from the food-pics_extended database (Blechert *et al.*, 2019) and the FRIDa database (Foroni *et al.*, 2013). As objects are used to control for stimulus-independent factors, they should not elicit behavioural response tendencies and we thus selected emotionally neutral objects based on normative ratings from the respective databases. The food images were

drawn semi-randomly for each participant from a larger pool of 60 individually rated food items¹ to ensure an equal number of desired and non-desired foods. The stimuli's variability on desire to eat was increased to examine trial-level correlations between individual RTs and item-specific desire to eat ratings. For the IAT, we selected the 12 most highly desired stimuli of the personalized stimulus set used in the AAT based on median split. Here we aimed for a more homogeneous stimulus set to achieve more precise IAT-biases for correlations on a participant-level.

AAT. In a typical AAT trial, participants placed their hand on a symbol centrally on the screen, and after a random delay between 300ms and 700ms, a stimulus was displayed on the distal side of the touchscreen. Participants approached or avoided the stimulus by sliding their hand towards it or away from it, respectively (Figure 1). After approaching a stimulus, it 'snapped' to the hand and was moved back to the center of the screen along with the hand. Stimuli were avoided by moving the hand away from the stimulus and towards an avoidance zone at the proximal side of the touchscreen. After avoiding a stimulus, the stimulus disappeared. Participants completed a 12-trial practice block, followed by six blocks with 48 trials each. At the start of each block, participants were instructed to either approach foods and avoid objects (consistent blocks), or to avoid foods and approach objects (inconsistent blocks). This alternated from one block to the next and the order was counterbalanced between participants. Stimuli were shown in semi-random order to ensure each stimulus category was not repeated more than thrice (Wiers *et al.*, 2010). An error was recorded if participants lifted their hand or initiated a movement in the wrong direction. The time from stimulus onset until movement onset was chosen as the reaction time (RT) measure.

On approach trials, the participant slides their hand from the middle towards the food/object and on avoid trials the participants slides their hand from the middle in the direction opposite to the food/object stimulus.




Figure 1. Hand-AAT. Description see text.

¹ Indexes of food items in the food-pics_extended database: 0004, 0060, 0062, 0110, 0111, 0113, 0131, 0134, 0169, 0173, 0180, 0186, 0187, 0192, 0244, 0194, 0196, 0197, 0199, 0201, 0214, 0221, 0234, 0263, 0266, 0267, 0282, 0283, 0226, 0317, 0325, 0361, 0366, 0380, 0394, 0396, 0397, 0399, 0424, 0439, 0438, 0467, 0510, 0515, 0539, 0654, 0682, 0715, 0742, 0759, 0811, 0800, 0809, 0818, 0819, 0840, 0860, 0874, 0880.

Single-category implicit association task (IAT). During the IAT, participants sorted 6 German approach words (e.g., 'approach', 'grab'), 6 avoidance words² (e.g., 'avoid', 'remove'), and 12 food images into categories displayed at the left or the right side of the screen using the E and I keys, respectively. "Approach" was always displayed at one side, and "Avoidance" at the other; this was counterbalanced by the participant. In the congruent block, participants had to sort food images to the same side as the approach words, and in the incongruent block, participants had to sort the food images to the same side as the avoid words. These congruent and incongruent blocks were administered after a practice block, and the order in which they were presented was counterbalanced by participant in accordance with the AAT, such that participants received the same block order in both tasks, to facilitate the detection of any correlations between them.

The practice block consisted of 24 trials in which participants sorted approach/avoidance related words. The subsequent congruent and incongruent blocks featured these words as well as food images. These latter blocks consisted of 84 trials, of which 24 were food trials, 24 were words to be categorized to the same side as the food images, and 36 were words to be categorized to the other side. This unequal division was required to be able to balance the number of responses on either side, while having two stimulus categories on one side and one on the other side (Karpinski & Steinman, 2006).

Procedure

The study was conducted with permission granted by the ethics committee of the Paris-Lodron University of Salzburg (EK-GZ: 27/2018), in accordance with the Declaration of Helsinki and participants provided written consent to study procedures (displayed in Figure 2). Prior to the start of the study, participants were instructed to fast for at least four hours, with the intent of increasing their food cravings. After these four hours, they completed online-versions of the FCQ-T-r, FCQ-S, TEMS and DEBQ, and rated all food and object stimuli on valence, and all food stimuli on desire-to-eat. Exactly one week after this online-session, participants fasted again for at least four hours and were then invited to the lab. Here they completed the FCQ-S, followed by the AAT, and the FCQ-S again, afterwards their height was measured, the IAT was administered, their weight was measured, and they were reimbursed after signing a form of consent. The one week between the online and the lab session was intended to wash out any effects of the stimulus rating and to allow time for customizing the lab-tasks with regard to individual stimulus sets.

Data processing

Data were pre-processed and analyzed as pre-registered (see attached R scripts). First, RTs were excluded if they

² German Approach and Avoidance words used in the IAT: greifen, nehmen, berühren, anfassen, holen, annähern, vermeiden, ausweichen, wegschieben, entfernen, flüchten, verschwinden

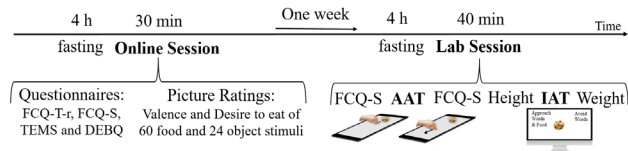


Figure 2. Procedure.

were above 1500ms or below 200ms, or if the response was incorrect; then, RTs were square-root transformed to improve normality; after this, RTs were excluded if they deviated more than 3 *SDs* from the participant's mean.

For the multilevel analyses, we included all level 1 fixed effects also as random effects nested under stimulus, and we further included random intercepts per stimulus and random slopes for trial number per block per subject. Significance of highest-order model terms was tested by comparing a model with the effect to a model without the effect using a Wald chi-square test. The reported standardized regression coefficients are based on the full model.

We computed bias scores for the AAT and IAT in accordance with the D-score algorithm outlined by [Greenwald et al., 2003](#) as this algorithm was shown to produce the most reliable and externally valid IAT bias scores. In accordance with this algorithm, RTs below 10s were included and error trials were replaced by the correct block mean plus a 600ms penalty. D-scores were computed by subtracting the mean RT for each consistent block from the mean RT of the adjacent inconsistent block, dividing the result by the standard deviation of the RTs in those blocks, and averaging the D-scores of all sets of two blocks to result in a final D-score. Food-approach associations are represented by the IAT D-score, and food approach biases are represented the AAT D-score. For both, higher scores represent stronger biases.

Results

Reliability

Bootstrapped split-half reliability coefficients were computed using the AATtools package ([Kahveci, 2020](#)) for R ([R Core Team, 2019](#)). The sample was split randomly, outliers were excluded, and bias scores were computed in accordance with the Methods section, and scores from both halves were correlated. This process was repeated 10000 times and the resulting split-half correlations were averaged and corrected for halved test length. The AAT was reasonably reliable for an implicit measure, $r_{SB} = .64$, as was the IAT, $r_{SB} = .66$.

Bias

We examined whether there was a greater behavioural approach bias for foods compared to objects. We predicted square root-transformed RTs using fixed and random factors for Movement (0 = avoid, 1 = approach) and Stimulustype (0 = object, 1 = food), as well as with random intercepts per stimulus and random slopes of trial number per block per participant, as described in [Equation 1](#). Indicative of a bias, Movement and Stimulustype

interacted, $\chi^2(1) = 21.20$, $p < .001$, $\beta = -.128$. Follow-up analyses confirmed that, compared to objects, foods were avoided slower, $\chi^2(1) = 6.63$, $p = .010$, $\beta = .057$, $\Delta RT = 16ms$, and approached faster, $\chi^2(1) = 18.00$, $p < .001$, $\beta = -.095$, $\Delta RT = 28ms$ ([Figure 3](#)).

Mean reaction times in seconds per condition.

$$\text{sqrtRT} \sim \text{Movement} * \text{Stimulustype} + (\text{Movement} * \text{Stimulustype} | \text{Subject}) + (1 | \text{Stimulus}) + (\text{TrialNumber} - 1 | \text{Subject/Block}) \quad (1)$$

As for the IAT, D-scores significantly differed from zero, indicating an association between food and approach, $t(42) = 3.00$, $p = .003$. There was no significant relationship between behavioural approach bias for highly desired stimuli and implicit associations for highly desired stimuli, $r(41) = -.12$, $p = .446$. Note, both biases were calculated using the same stimuli. This was possible as stimuli displayed in the IAT were also displayed on half of the AAT-trials.

Desire to eat

To investigate the effect of the participant's desire to eat specific foods on behavioural approach bias, we predicted square root-transformed RTs with movement, desire, and their interaction, as fixed and random effects, as well as random intercepts per stimulus and random slopes but no intercepts for trial number per block, as depicted in [Equation 2](#). There was no larger difference between approach and avoidance reaction times for stimuli that were more desired, $\chi^2(1) = .87$, $p = .350$, $\beta = .028$.

$$\text{sqrtRT} \sim \text{Movement} * \text{Desire} + (\text{Movement} * \text{Desire} | \text{Subject}) + (1 | \text{Stimulus}) + (\text{TrialNumber} - 1 | \text{Subject/Block}) \quad (2)$$

Craving, BMI, and eating behaviour

We explored correlations between AAT and IAT D-scores on the one hand, and the DEBQ subscales, state and trait food craving, BMI, and mean ratings of the foods on the other hand. Correlations are listed in [Table 1](#). Higher external eating scores related to higher AAT approach bias and IAT association bias scores. AAT bias correlated positively with the increase in craving from pre-test to post-test and with mean ratings of food valence, but negatively with BMI ([Figure 4](#)). The latter effect must be interpreted cautiously, as only three participants with obesity (BMI > 30) were included in the sample, and the correlation was non-significant ($r(38) = -.22$, $p = .177$) after those participants were excluded. It should also be noted that power to detect a medium correlation ($r = .3$) was suboptimal ($1 - \beta = .51$), which may have obscured true effects while moving spurious effects to the foreground.

Block order effects

We explored whether the demonstrated behavioural approach bias of the AAT was affected by whether participants received the consistent or inconsistent block first. We predicted square root-transformed RTs using fixed and random effects for Movement, Stimulustype, and their interactions, fixed

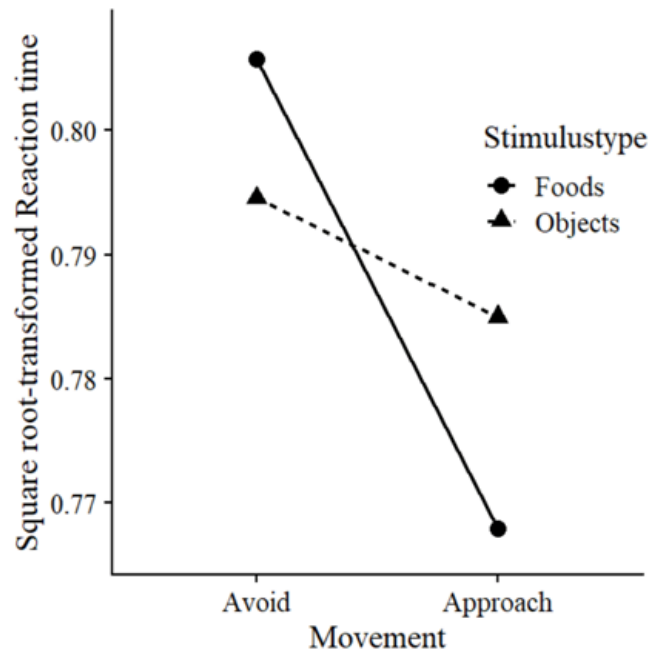


Figure 3. Behavioural approach bias to foods.

Table 1. Correlations between AAT and IAT D-Scores on the one hand and self-reports on the other hand.

*significance at trend-level ($\alpha < .1$).

	AAT bias		IAT bias	
	<i>r</i> (41)	<i>p</i>	<i>r</i> (41)	<i>p</i>
Pre-AAT craving (FCQ-S)	.05	.733	.16	.292
Post-AAT / Pre-IAT craving (FCQ-S)	.23	.143	.13	.401
Δ Craving increase (FCQ-S)	.31	.040	-.03	.858
Trait craving (FCQ-T-r)	.02	.894	.13	.389
Body Mass Index	-.45	.002	.19	.225
External eating (DEBQ)	.37	.016	.32	.036
Restrained eating (DEBQ)	-.06	.684	.29*	.057
Mean food valence	.38	.012	-.28*	.074
Mean food desire	.30*	.052	.02	.900

effects for Order and its interactions with the other fixed effects, as well as random intercepts per stimulus and random slopes but no intercepts for trial number per block, as described in Equation 3. Block order did neither affect the approach bias toward foods when analysing six blocks, $\chi^2(1) = 3.30$, $p = .069$, $\beta = .063$ nor when analysing the first four, $\chi^2(1) =$

1.58, $p = .21$, $\beta = .067$, or the first two blocks $\chi^2(1) = 0.53$, $p = .47$, $\beta = .055$.

$\text{sqrtRT} \sim \text{Movement} * \text{Stimulustype} * \text{Order} + (\text{Movement} * \text{Stimulustype} | \text{Subject}) + (1 | \text{Stimulus}) + (\text{TrialNumber}-1 | (3) \text{Subject/Block})$

Accordingly, D-scores ($M = .17$, $SD = .16$) for participants starting with the inconsistent block did not differ significantly from D-scores ($M = .16$, $SD = .22$) for participants starting with the consistent block (Welch's $t(32) = .3$, $p = .800$). As for the IAT, approach associations did not differ significantly for block order (Welch's $t(40) = 1$, $p = .200$).

Discussion

We found that participants had a behavioural approach bias toward food in the AAT and an implicit association between food and approach in the IAT. While being unrelated to each other, both biases were stronger in individuals with higher external eating. Larger AAT biases were further found in participants reporting increases in food craving over the course of the experiment. We thus demonstrated a relationship between forms of cue-reactivity as expressed through implicit approach responses, cue-induced craving, and eating style. Yet, individually more desired food items were not approached faster, even though larger AAT biases were related to higher mean food liking, and neither the AAT biases nor the IAT biases correlated with state craving, trait craving, restrained eating, or general desire to eat different foods.

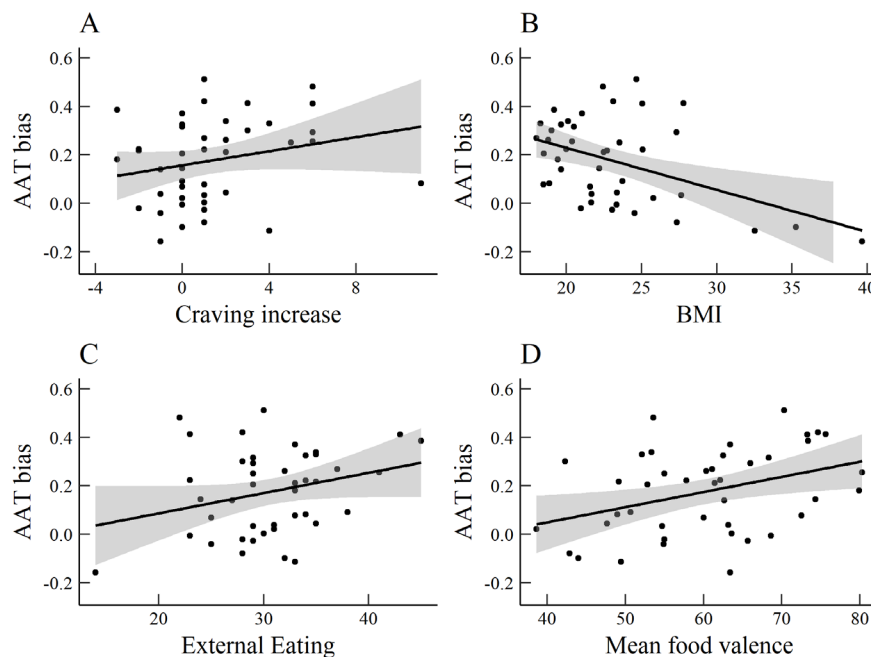


Figure 4. Scatterplots of significant correlations between AAT bias and **a)** increase of the FCQ-S from pre to post-AAT, **b)** body mass index, **c)** DEBQ-external eating and **d)** mean food valence.

The lack of an association between AAT and IAT scores is not an uncommon finding in the eating literature (Maas *et al.*, 2017a; Woud *et al.*, 2016) and in implicit bias research more broadly (Pieters *et al.*, 2014), with some researchers even finding a negative correlation between the two (Larsen *et al.*, 2014; Warschburger *et al.*, 2018). These findings suggest that the AAT measures the association between stimuli and directional movements, whereas the approach-avoidance IAT measures the association between stimuli and words. The associations with approach-avoidance words do not necessarily overlap with actual behavioural tendencies and can directly oppose each other, for example in dieters who have an approach bias towards food but associate it with avoidance-related self-talk (Wiers *et al.*, 2017), hence supporting a more ‘verbal’ nature of the IAT, at least relative to the AAT. Despite being unrelated to each other in the current study, both tasks were associated with external eating, the tendency to eat in response to external cues rather than internal ones such as hunger. This suggests that some participants may display external eating due to strong cue-elicited approach responses, while others may display external eating due to a more cognitive association between food and consumption, for example due to food-related beliefs and cultural norms.

We could not replicate the finding that interpersonal differences in the desire to eat individual food items predict approach bias for those individual food items (Kahveci *et al.*, 2020; Kahveci *et al.*, 2021). This may be because this study featured a one-week delay between the desire to eat ratings and approach bias measurement, whereas the aforementioned studies collected ratings directly after measurement of approach

bias. The relationship between approach bias and food preferences may thus be momentary, as the desire for specific foods changes within days (Reichenberger *et al.*, 2018) and the relationship between implicit associations and consumption behaviour was only found under high craving and hunger (Richard *et al.*, 2019). While preferences for specific food items change over time, the general tendency to either like or dislike most food types may be more stable (e.g. picky eating; Kauer *et al.*, 2015). In line with this, we showed that higher mean food liking relates to stronger approach bias despite the one-week delay. On the most general level, AAT correlates come both from state-domain (e.g. desire for specific foods at that moment) and trait-domain measures (e.g. external eating, general food liking). Future research should thus invest into decomposing validity effect into proximal states and their role in mediating more distal traits.

One important methodological step is that the present task successfully remedied the confounding effect of block order on approach bias scores, which was found in the previous feature-relevant AATs (Kahveci *et al.*, 2021; Wittekind *et al.*, 2021). Such block order effects introduce differences in participants’ bias scores which are unrelated to the participant’s inherent approach bias, and thus reduce the correlations between the measured bias and external measures. As instruction switches are inevitable in feature-relevant AATs, the removal of block-order effects is pivotal for the further development of this ‘strain’ of AAT methods. In the current study, biases were found regardless of whether the inconsistent or consistent block started the block sequence. Yet, also the bias during the first two or four blocks was unaffected by instruction

order and thus, increasing the number of blocks to six was not the only reason block order effect disappeared. Possibly, the current task was easier to master than the previous one, which reduced the influence of learning effects that would otherwise slow reaction times during whichever block is presented first. We assume that the current task was easier to master because stimuli were displayed only in one position on the screen, whereas the previous study changed the location of the stimuli halfway through each block. Therefore, we recommend an extended practise phase to decrease the artificial differences in behavioural approach bias when it is not feasible to avoid counterbalancing block order.

Reliability of the hand-AAT may seem promising when considering the ‘reliability crisis’ in the broader field of cognitive bias measurement (LeBel & Paunonen, 2011; McNally, 2019) and was in line with that of another feature-relevant AAT in the food domain (Kahveci *et al.*, 2020). However, two other feature-relevant AATs using either a joystick or symbolic manikin to approach and avoid stimuli unrelated to food attained higher reliability (Krieglmeyer & Deutsch, 2010), just like our previous version of the hand-AAT (Kahveci *et al.*, 2021). Reliability of this previous AAT may have been numerical higher because the study featured stimuli with a more narrow range of stimulus valence, and because the strong block-order effects likely increased the variability of approach bias scores. The reliability and power of the current paradigm may be improved with more trials and with stimulus sets standardized on graspability (Baker *et al.*, 2020).

The current study is part of a line of research geared towards improving the assessment of food-related approach biases through the use of manual responses on a touchscreen. Block-order effects that were found in previous studies were remediated, and thus a strong confound of bias size was eliminated in the current task set-up. Accordingly, the bias scores attained concurrent validity: larger approach bias related to stronger cue-induced craving, external eating and food liking. We further found that food approach bias was unrelated to food approach associations, despite the fact that both measures related to external eating; this finding may inform future intervention studies, as it suggests that some people may benefit from approach bias modification and others from the modification of implicit associations. As the task showed first signs of validity, no block order confounds, and attained a reliability slightly under what is considered sufficient ($r = .7$; Rammstedt, 2004), it may be a good starting point for future research in the measurement and modification of automatic appetitive responses.

Data availability

OSF: Improving the touchscreen-based food approach-avoidance task: remediated block-order effects and initial findings regarding validity

<https://doi.org/10.17605/OSF.IO/EZ7KA> (van Alebeek *et al.*, 2021)

This project contains the following underlying data:

- Raw data files:
- Anthropometry.sav (height and weight measured during the lab session)
- 1_SCIAT.csv – 61_SCIAT.csv (separate IAT files for each participant)
- 1_2019-11-07-17-25.csv - 61_2020-02-04-16-16.csv (separate AAT files for each participant)
- home.sav (demographics, FCQ-T-r, the TEMS, perceived self-regulatory success in dieting scale, DEBQ, FCQ-S and individual stimulus rating on valence and desire to eat assessed during the online survey)
- post.sav (the FCQ-S administered subsequent to the AAT)
- pre.sav (the positive and negative affect schedule and the FCQ-S administered prior to the AAT)
- Pre-processed data files:
- HandSRT2_IAT_longformart.csv (trial-level IAT data for all participants)
- HandSRT2_preppeddata.csv (trial-level AAT data for all participants)
- HandSRT2_masterfile.csv (participant-level questionnaire sum scores and aggregated AAT as well as IAT scores)
- Analyses and pre-processing scripts:
- IATextraction.R (R-code to merge and pre-process IAT data as well as to compute IAT D-scores)
- Datapreparation.R (R-code to merge and pre-process AAT and questionnaire data and to subsequently combine them with the pre-processed IAT data)
- Analyses.R (R-code used for analyses of results)

Data are available under the terms of the [Creative Commons Zero “No rights reserved” data waiver](#) (CC0 1.0 Public domain dedication).

Acknowledgements

The authors would like to thank Julia Klier, Helena Dahlke, and Selina Goblirsch for helping to recruit participants and collect the data.

References

- Baker DH, Vilidaitė G, Lygo FA, *et al.*: **Power contours: Optimising sample size and precision in experimental psychology and human neuroscience.** *Psychol Methods.* 2021; **26**(3): 295–314.
[PubMed Abstract](#) | [Publisher Full Text](#) | [Free Full Text](#)
- Becker D, Jostmann NB, Wiers RW, *et al.*: **Approach avoidance training in the eating domain: Testing the effectiveness across three single session studies.** *Appetite.* 2015; **85**: 58–65.
[PubMed Abstract](#) | [Publisher Full Text](#)
- Blechert J, Lender A, Polk S, *et al.*: **Food-Pics_Extended-An Image Database for Experimental Research on Eating and Appetite: Additional Images, Normative Ratings and an Updated Review.** *Front Psychol.* 2019; **10**: 307.
[PubMed Abstract](#) | [Publisher Full Text](#) | [Free Full Text](#)
- Booth C, Spronk D, Grol M, *et al.*: **Uncontrolled eating in adolescents: The role of impulsivity and automatic approach bias for food.** *Appetite.* 2018; **120**: 636–643.
[PubMed Abstract](#) | [Publisher Full Text](#) | [Free Full Text](#)
- Boswell RG, Kober H: **Food cue reactivity and craving predict eating and weight gain: a meta-analytic review.** *Obes Rev.* 2016; **17**(2): 159–177.
[PubMed Abstract](#) | [Publisher Full Text](#) | [Free Full Text](#)
- Brignell C, Griffiths T, Bradley BP, *et al.*: **Attentional and approach biases for pictorial food cues. Influence of external eating.** *Appetite.* 2009; **52**(2): 299–306.
[PubMed Abstract](#) | [Publisher Full Text](#)
- Brockmeyer T, Hahn C, Reetz C, *et al.*: **Approach bias and cue reactivity towards food in people with high versus low levels of food craving.** *Appetite.* 2015; **95**: 197–202.
[PubMed Abstract](#) | [Publisher Full Text](#)
- Chen M, Bargh JA: **Consequences of automatic evaluation: Immediate behavioral predispositions to approach or avoid the stimulus.** *Pers Soc Psychol Bull.* 1999; **25**(2): 215–224.
[Publisher Full Text](#)
- Faroni F, Pergola G, Argiris G, *et al.*: **The FoodCast research image database (FRIDA).** *Front Hum Neurosci.* 2013; **7**: 51.
[PubMed Abstract](#) | [Publisher Full Text](#) | [Free Full Text](#)
- Greenwald AG, Nosek BA, Banaji MR: **Understanding and using the implicit association test: I. An improved scoring algorithm.** *J Pers Soc Psychol.* 2003; **85**(2): 197–216.
[PubMed Abstract](#) | [Publisher Full Text](#)
- Kahveci S: **AATtools: Reliability and Scoring Routines for the Approach-Avoidance Task.** R package version 0.0.1. 2020.
[Reference Source](#)
- Kahveci S, Meule A, Lender A, *et al.*: **Food approach bias is moderated by the desire to eat specific foods.** *Appetite.* 2020; **154**: 104758.
[PubMed Abstract](#) | [Publisher Full Text](#)
- Kahveci S, van Alebeek H, Berking M, *et al.*: **Touchscreen-based assessment of food approach biases: investigating reliability and item-specific preferences.** *Appetite.* 2021; **163**: 105190.
[PubMed Abstract](#) | [Publisher Full Text](#)
- Kakoschke N, Kemps E, Tiggemann M: **Combined effects of cognitive bias for food cues and poor inhibitory control on unhealthy food intake.** *Appetite.* 2015; **87**: 358–364.
[PubMed Abstract](#) | [Publisher Full Text](#)
- Kakoschke N, Kemps E, Tiggemann M: **Approach bias modification training and consumption: A review of the literature.** *Addict Behav.* 2017a; **64**: 21–28.
[PubMed Abstract](#) | [Publisher Full Text](#)
- Kakoschke N, Kemps E, Tiggemann M: **Impulsivity moderates the effect of approach bias modification on healthy food consumption.** *Appetite.* 2017b; **117**: 117–125.
[PubMed Abstract](#) | [Publisher Full Text](#)
- Karpinski A, Steinman RB: **The single category implicit association test as a measure of implicit social cognition.** *J Pers Soc Psychol.* 2006; **91**(1): 16–32.
[PubMed Abstract](#) | [Publisher Full Text](#)
- Kauer J, Pelchat ML, Rozin P, *et al.*: **Adult picky eating. Phenomenology, taste sensitivity, and psychological correlates.** *Appetite.* 2015; **90**: 219–228.
[PubMed Abstract](#) | [Publisher Full Text](#)
- Kemps E, Tiggemann M: **Approach bias for food cues in obese individuals.** *Psychol Health.* 2015; **30**(3): 370–380.
[PubMed Abstract](#) | [Publisher Full Text](#)
- Kraus AA, Piqueras-Fiszman B: **Sandwich or sweets? An assessment of two novel implicit association tasks to capture dynamic motivational tendencies and stable evaluations towards foods.** *Food Qual Prefer.* 2016; **49**: 11–19.
[Publisher Full Text](#)
- Krieglmeyer R, Deutsch R: **Comparing measures of approach-avoidance behaviour: The manikin task vs. two versions of the joystick task.** *Cogn Emot.* 2010; **24**(5): 810–828.
[Publisher Full Text](#)
- Larsen H, Kong G, Becker D, *et al.*: **Implicit motivational processes underlying smoking in American and Dutch adolescents.** *Front Psychiatry.* 2014; **5**: 51.
[PubMed Abstract](#) | [Publisher Full Text](#) | [Free Full Text](#)
- Lebel EP, Paunonen SV: **Sexy But Often Unreliable: The Impact of Unreliability on the Replicability of Experimental Findings With Implicit Measures.** *Pers Soc Psychol Bull.* 2011; **37**(4): 570–583.
[PubMed Abstract](#) | [Publisher Full Text](#)
- Lender A, Meule A, Rinck M, *et al.*: **Measurement of food-related approach-avoidance biases: Larger biases when food stimuli are task relevant.** *Appetite.* 2018; **125**: 42–47.
[PubMed Abstract](#) | [Publisher Full Text](#)
- Maas J, Keijsers GPJ, Rinck M, *et al.*: **Implicit Action Tendencies and Evaluations in Unwanted Snacking Behavior.** *Int J Cogn Ther.* 2017a; **10**(1): 79–91.
[Publisher Full Text](#)
- Matheson B: **Approach Bias Towards Food Cues: Investigating the Impact of a Food-specific Approach Avoidance Task (AAT-Food) Training on Automatic Action Tendencies and Food Consumption in a Laboratory Paradigm.** University of California, San Diego, eScholarship database. 2018.
[Reference Source](#)
- McDonald RP: **Generalizability in Factorable Domains: “Domain Validity and Generalizability”.** *Educ Psychol Meas.* 1978; **38**(1): 75–79.
[Publisher Full Text](#)
- McNally RJ: **Attentional bias for threat: Crisis or opportunity?** *Clin Psychol Rev.* 2019; **69**: 4–13.
[PubMed Abstract](#) | [Publisher Full Text](#)
- Messner C, Vosgerau J: **Cognitive Inertia and the Implicit Association Test.** *J Mark Res.* 2010; **47**(2): 374–386.
[Publisher Full Text](#)
- Meule A, Hermann T, Kübler A: **A short version of the Food Cravings Questionnaire-Trait: The FCQ-T-reduced.** *Front Psychol.* 2014; **5**: 190.
[PubMed Abstract](#) | [Publisher Full Text](#) | [Free Full Text](#)
- Meule A, Lender A, Richard A, *et al.*: **Approach-avoidance tendencies towards food: Measurement on a touchscreen and the role of attention and food craving.** *Appetite.* 2019; **137**: 145–151.
[PubMed Abstract](#) | [Publisher Full Text](#)
- Meule A, Lutz A, Vögele C, *et al.*: **Food cravings discriminate differentially between successful and unsuccessful dieters and non-dieters. Validation of the Food Cravings Questionnaires in German.** *Appetite.* 2012a; **58**(1): 88–97.
[PubMed Abstract](#) | [Publisher Full Text](#)
- Meule A, Papies EK, Kübler A: **Differentiating between successful and unsuccessful dieters. Validity and reliability of the Perceived Self-Regulatory Success in Dieting Scale.** *Appetite.* 2012b; **58**(3): 822–826.
[PubMed Abstract](#) | [Publisher Full Text](#)
- Meule A, Richard A, Lender A, *et al.*: **Measuring approach-avoidance tendencies towards food with touchscreen-based arm movements.** *Psychol Res.* 2020; **84**(7): 1789–1800.
[PubMed Abstract](#) | [Publisher Full Text](#) | [Free Full Text](#)
- Neimeijer RAM, Roefs A, Gashouwe KA, *et al.*: **Reduced automatic approach tendencies towards task-relevant and task-irrelevant food pictures in Anorexia Nervosa.** *J Behav Ther Exp Psychiatry.* 2019; **65**: 101496.
[PubMed Abstract](#) | [Publisher Full Text](#)
- Paslakis G, Kühn S, Grunert S, *et al.*: **Explicit and implicit approach vs. avoidance tendencies towards high vs. low calorie food cues in patients with obesity and active binge eating disorder.** *Nutrients.* 2017; **9**(10): 1068.
[PubMed Abstract](#) | [Publisher Full Text](#) | [Free Full Text](#)
- Paslakis G, Kühn S, Schaubschläger A, *et al.*: **Explicit and implicit approach vs. avoidance tendencies towards high vs. low calorie food cues in patients with anorexia nervosa and healthy controls.** *Appetite.* 2016; **107**: 171–179.
[PubMed Abstract](#) | [Publisher Full Text](#)
- Paslakis G, Scholz-Hehn AD, Sommer LM, *et al.*: **Implicit bias to food and body cues in eating disorders: a systematic review.** *Eat Weight Disord.* 2020.
[PubMed Abstract](#) | [Publisher Full Text](#)
- Pieters M, Wiers RW, Monshouwer K, *et al.*: **Automatic processes in at-risk adolescents: the role of alcohol-approach tendencies and response inhibition in drinking behavior.** *Addiction.* 2012; **107**(11): 1939–1946.
[PubMed Abstract](#) | [Publisher Full Text](#)
- Phaf RH, Mohr SE, Rotteveel M, *et al.*: **Approach, avoidance, and affect: a meta-analysis of approach-avoidance tendencies in manual reaction time tasks.** *Front Psychol.* 2014; **5**: 378.
[PubMed Abstract](#) | [Publisher Full Text](#) | [Free Full Text](#)
- Pieters S, Burk WJ, Van der Vorst H, *et al.*: **Impulsive and reflective processes related to alcohol use in young adolescents.** *Front Psychiatry.* 2014; **5**: 56.
[PubMed Abstract](#) | [Publisher Full Text](#) | [Free Full Text](#)
- R Core Team: **R: A language and environment for statistical computing.**

Vienna, Austria.: R Foundation for Statistical Computing. 2019.

[Reference Source](#)

Rammstedt B: **Zur Bestimmung der Güte von Multi-Item-Skalen: eine Einführung.** 2004.

[Reference Source](#)

Reichenberger J, Richard A, Smyth JM, *et al.*: **It's craving time: Time of day effects on momentary hunger and food craving in daily life.** *Nutrition.* 2018; **55-56**: 15–20.

[PubMed Abstract](#) | [Publisher Full Text](#)

Renner B, Sproesser G, Strohbach S, *et al.*: **Why we eat what we eat. The Eating Motivation Survey (TEMS).** *Appetite.* 2012; **59**(1): 117–28.

[PubMed Abstract](#) | [Publisher Full Text](#)

Revelle W, Zinbarg RE: **Coefficients Alpha, Beta, Omega, and the glb: Comments on Sijsma.** *Psychometrika.* 2009; **74**(1): 145–154.

[Publisher Full Text](#)

Richard A, Meule A, Bleichert J: **Implicit evaluation of chocolate and motivational need states interact in predicting chocolate intake in everyday life.** *Eat Behav.* 2019; **33**: 1–6.

[PubMed Abstract](#) | [Publisher Full Text](#)

Rinck M, Becker ES: **Approach and avoidance in fear of spiders.** *J Behav Ther Exp Psychiatry.* 2007; **38**(2): 105–120.

[PubMed Abstract](#) | [Publisher Full Text](#)

Rougier M, Muller D, Ric F, *et al.*: **A new look at sensorimotor aspects in approach/avoidance tendencies: The role of visual whole-body movement information.** *J Exp Soc Psychol.* 2018; **76**: 42–53.

[Publisher Full Text](#)

Sijsma K: **On the use the misuse, and the very limited usefulness of Cronbach's alpha.** *Psychometrika.* 2009; **74**(1): 107–120.

[PubMed Abstract](#) | [Publisher Full Text](#) | [Free Full Text](#)

van Alebeek H, Kahveci S, Bleichert J, *et al.*: **Improving the touchscreen-based food approach-avoidance task: remediated block-order effects and initial**

findings regarding validity. 2021.

<http://www.doi.org/10.17605/OSF.IO/EZ7KA>

Van Strien T, Frijters JE, Bergers G, *et al.*: **The Dutch Eating Behavior Questionnaire (DEBQ) for assessment of restrained, emotional, and external eating behavior.** *Int J Eat Disord.* 1986; **5**(2): 295–315.

[Publisher Full Text](#)

Veenstra EM, de Jong PJ: **Restrained eaters show enhanced automatic approach tendencies towards food.** *Appetite.* 2010; **55**(1): 30–36.

[PubMed Abstract](#) | [Publisher Full Text](#)

Warschburger P, Gmeiner M, Morawietz M, *et al.*: **Battle of plates: a pilot study of an approach-avoidance training for overweight children and adolescents.** *Public Health Nutr.* 2018; **21**(2): 426–434.

[PubMed Abstract](#) | [Publisher Full Text](#)

Watson D, Clark L, Tellegen A: **Development and Validation of Brief Measures of Positive and Negative Affect: The PANAS Scales.** *J Pers Soc Psychol.* 1988; **54**(6): 1063–1070.

[PubMed Abstract](#) | [Publisher Full Text](#)

Wiers CE, Gladwin TE, Ludwig VU, *et al.*: **Comparing three cognitive biases for alcohol cues in alcohol dependence.** *Alcohol Alcohol.* 2017; **52**(2): 242–248.

[PubMed Abstract](#) | [Publisher Full Text](#)

Wiers RW, Rinck M, Kordts R, *et al.*: **Retraining automatic action-tendencies to approach alcohol in hazardous drinkers.** *Addiction.* 2010; **105**(2): 279–287.

[PubMed Abstract](#) | [Publisher Full Text](#)

Wittekind CE, Bleichert J, Schiebel T, *et al.*: **Comparison of different devices to assess behavioral tendencies towards chocolate.** *Appetite.* 2021; **165**: 105294.

[PubMed Abstract](#) | [Publisher Full Text](#)

Woud ML, Maas J, Wiers RW, *et al.*: **Assessment of Tobacco-Related Approach and Attentional Biases in Smokers, Cravers, Ex-Smokers, and Non-Smokers.** *Front Psychol.* 2016; **7**: 172.

[PubMed Abstract](#) | [Publisher Full Text](#) | [Free Full Text](#)

Open Peer Review

Current Peer Review Status:



Version 3

Reviewer Report 12 October 2021

<https://doi.org/10.21956/openreseurope.15166.r27668>

© 2021 Schroeder P. This is an open access peer review report distributed under the terms of the [Creative Commons Attribution License](#), which permits unrestricted use, distribution, and reproduction in any medium, provided the original work is properly cited.



Philipp Schroeder 

Department of Psychology, Clinical Psychology and Psychotherapy, University of Tübingen, Tübingen, Germany

The research article by van Alebeek *et al.* reports a single experiment with healthy volunteers who completed behavioral assessment using a mobile approach-avoidance task (AAT) with task-relevant instructions together with an implicit association test (IAT) and several self-report measures of food craving and eating behavior. The goal of the research was to investigate whether faster approach to food in the AAT was dependent on block-order in a block design with increased number of instruction switches. The study furthermore investigates the validity of the results gathered from the AAT and reports mixed results: The authors observed some associations with self-reported eating behavior and there was no association with the IAT, suggesting discriminant validity. Individual desire ratings of the food stimuli were collected a week before behavioral testing but did not predict approach or avoid reaction times. Furthermore, the authors argue that including more switches between the task-relevant classification dimensions mitigated a previously observed effect of block order.

Overall, the motivation and results from the study are well described and the manuscript has apparently been improved from the previous review cycles. Limitations of the study, particularly the very low sample size for correlational analyses, are acknowledged and the manuscript is very clear. Although their statistical approach to interpret a null effect could be more convincing (e.g., by using Bayesian analysis or equivalence test, or comparing the frequent-switch version of this submission with one of their previous data sets), their conclusion of a mitigated block order effect seems appropriate. I do not have additional comments and approve this version for indexing.

Is the work clearly and accurately presented and does it engage with the current literature?

Yes

Is the study design appropriate and is the work technically sound?

Yes

Are sufficient details of methods and analysis provided to allow replication by others?

Yes

Are all the source data and materials underlying the results available?

Yes

If applicable, is the statistical analysis and its interpretation appropriate?

Yes

Are the conclusions drawn adequately supported by the results?

Yes

Competing Interests: No competing interests were disclosed.

Reviewer Expertise: psychology

I confirm that I have read this submission and believe that I have an appropriate level of expertise to confirm that it is of an acceptable scientific standard.

Reviewer Report 05 October 2021

<https://doi.org/10.21956/openreseurope.15166.r27452>

© 2021 Kakoschke N. This is an open access peer review report distributed under the terms of the [Creative Commons Attribution License](#), which permits unrestricted use, distribution, and reproduction in any medium, provided the original work is properly cited.



Naomi Kakoschke 

¹ Turner Institute for Brain and Mental Health and School of Psychological Sciences, Monash University, Melbourne, Australia

² Health and Biosecurity, the Commonwealth Scientific and Industrial Research Organisation (CSIRO), Adelaide, Australia

I am happy with the revisions. I approve this article for indexing.

Is the work clearly and accurately presented and does it engage with the current literature?

Yes

Is the study design appropriate and is the work technically sound?

Yes

Are sufficient details of methods and analysis provided to allow replication by others?

Yes

Are all the source data and materials underlying the results available?

Yes

If applicable, is the statistical analysis and its interpretation appropriate?

Yes

Are the conclusions drawn adequately supported by the results?

Yes

Competing Interests: No competing interests were disclosed.

I confirm that I have read this submission and believe that I have an appropriate level of expertise to confirm that it is of an acceptable scientific standard.

Version 2

Reviewer Report 15 June 2021

<https://doi.org/10.21956/openreseurope.14737.r27041>

© 2021 Kakoschke N et al. This is an open access peer review report distributed under the terms of the [Creative Commons Attribution License](#), which permits unrestricted use, distribution, and reproduction in any medium, provided the original work is properly cited.



Naomi Kakoschke 

¹ Turner Institute for Brain and Mental Health and School of Psychological Sciences, Monash University, Melbourne, Australia

² Health and Biosecurity, the Commonwealth Scientific and Industrial Research Organisation (CSIRO), Adelaide, Australia

Rajeshwari Muthukumaran

Cognitive and Behavioural Neuroscience Laboratory, Department of Humanities and Social Sciences, Indian Institute of Technology Bombay, Mumbai, Maharashtra, India

We thank the authors for their work in revising the paper. We would like to request one minor change, namely, that the authors add a brief concluding paragraph to the end of the discussion section. We would then be happy to accept the manuscript for indexing based on the most recent revisions.

Is the work clearly and accurately presented and does it engage with the current literature?

Yes

Is the study design appropriate and is the work technically sound?

Yes

Are sufficient details of methods and analysis provided to allow replication by others?

Yes

Are all the source data and materials underlying the results available?

Yes

If applicable, is the statistical analysis and its interpretation appropriate?

Yes

Are the conclusions drawn adequately supported by the results?

Yes

Competing Interests: No competing interests were disclosed.

Reviewer Expertise: Cognitive biases, implicit processes, food cues, eating behaviour, approach-avoidance assessment and modification.

We confirm that we have read this submission and believe that we have an appropriate level of expertise to confirm that it is of an acceptable scientific standard, however we have significant reservations, as outlined above.

Author Response 20 Aug 2021

Hannah van Alebeek, Paris-Lodron-University of Salzburg, Salzburg, Austria

Dear Dr. Kakoschke and Ms. Muthukumaran,
On behalf of my co-authors and myself, I thank you again for your helpful remarks and for making the effort to evaluate how we implemented them. As you suggested, we added a concluding paragraph to summarize the central points of this work. In case of further questions or comments, please feel free to contact us any time.
Kind regards, Hannah van Alebeek

Competing Interests: No competing interests were disclosed.

Version 1

Reviewer Report 09 April 2021

<https://doi.org/10.21956/openreseurope.14311.r26590>

© 2021 Kakoschke N et al. This is an open access peer review report distributed under the terms of the [Creative Commons Attribution License](#), which permits unrestricted use, distribution, and reproduction in any medium, provided the original work is properly cited.



Rajeshwari Muthukumaran

Cognitive and Behavioural Neuroscience Laboratory, Department of Humanities and Social Sciences, Indian Institute of Technology Bombay, Mumbai, Maharashtra, India

Naomi Kakoschke 

¹ Turner Institute for Brain and Mental Health and School of Psychological Sciences, Monash University, Melbourne, Australia

² Health and Biosecurity, the Commonwealth Scientific and Industrial Research Organisation (CSIRO), Adelaide, Australia

Implicit learning underlies approach-avoidance tendencies and related food habits. This study is an extension of a previous AAT model and is aimed at improving its reliability by reducing block order effects. Overall, the document was well written and comprehensive for a single experiment paper. The task description for hand-AAT is well described and the figure aids the interpretation of the novel assessment methodology. However, there are some minor issues that need to be addressed before the manuscript can be considered suitable for indexing.

Introduction

1. This study is built upon the yet to be published previous study. Therefore, a brief overview of the findings from the previous study could be included to describe what were the order effects were, how did it affect the approach biases. As it currently stands, this information is scattered throughout the document.
2. The second paragraph starts with explaining AAT and moves to introduce why some studies have demonstrated an approach bias while others have not. Inclusion of a sentence to introduce/summarize that these differences are discussed could help with the readability.
3. The authors should note that approach biases involve comparing approach relative to avoidance movements for a single category (e.g. unhealthy food) of stimuli as only one picture type is presented at a time on the screen. A comparison of approach bias scores across categories (e.g., approach for healthy versus unhealthy food) is possible, but not a required component. In addition, more than two categories can be included, e.g., unhealthy food, healthy food, and neutral cues.
4. It would also be useful to mention the reason that some researchers have used an irrelevant feature version of the AAT (i.e., to assess implicit processes) rather than a relevant feature version.
5. It would be helpful to provide a rationale for modifying the motor response component of the AAT instead of modifying other aspects such as the instructions (e.g., is it more ecologically valid to use hand movements than a joystick or key press?)

Methods

7. The authors should consider if such a detailed description is necessary or if they could simply mention that 3 participants were not included in the final sample?
"Subsequent to the online-questionnaires, two participants cancelled their appointment and one did not show up to the lab-session."
8. More information is needed about the TEMS, e.g., the number of items, what is it designed to measure and why only two subscales were included rather than the full scale.

9. In the task description of IAT, the location in which the words 'approach', 'avoidance' and 'food' appear on the screen could be clearer. However, while reading the next paragraph it becomes evident that the approach side will always be the food side. I would request the authors to consider if this can be explained better.

10. Sorry if I missed it, but can the authors clarify the purpose of the two sessions and what differed between them? Perhaps it would also be helpful to provide a study design statement.

11. The authors should provide a rationale for why there is a 600ms penalty when scoring the IAT, "For the computation of AAT and IAT D-scores, all RTs below 10s were included and error trials were replaced by the correct block mean plus a 600ms penalty."

Results

12. Was the relationship between approach bias and implicit associations also estimated for less desired stimuli? On a related note, how were highly desired versus less desired stimuli defined?

Discussion

13. The term cue-reactivity is first introduced in discussion; it might be worthwhile to use and define this term in the introduction itself.

14. In the first paragraph, there is a brief summary in the format of result 1, result 2...etc. The subsequent discussion can follow the same order of results as presented in the brief summary to improve the readability. For example, in the second paragraph, the explanation starts with result n (lack of correlation between IAT and AAT being the last) and then connects it with result 1.

15. Differentiation between AAT and IAT has been discussed in terms of behavioral and cognitive aspects of approach and avoidance. The last statement mentions these constructs might not overlap. It would be useful to add some references to support the statement here. Further, the study has attempted to mention the following 'despite' the lack of correlation between IAT and AAT.

"These findings underline that the two tasks measure different concepts: the AAT measures the readiness to perform approach and avoidance movements in response to a stimulus, while the approach-avoidance IAT measures associations between the stimulus and the cognitive concepts of approach and avoidance – associations that do not necessarily overlap with actual behavioural tendencies."

16. The relationship between BMI and AAT/IAT has been discussed even though only 3 participants had a BMI>30. Since the study finding is not in line with previous findings; other than the 3 participants explanation, there is not much to explain the current finding. The authors could reconsider inclusion of this paragraph? (purely because it does not add any more value to the paper).

17. The explanation for the 'interpersonal differences in the desire to eat individual food items predict approach bias for those individual food items' appears to be well written as it has well connected with the momentary craving aspect. The effect of valence of food had been correlated with AAT. The discussion does not seem to explain this effect.

18. In addition, “it is not uncommon that feature-relevant AATs attain reliability estimates in the upper range across implicit measures (Gawronski et al., 2011) and reliability in current task set-up was lower than in our previous version of the hand-AAT (Kahveci et al., submitted)”. It might be relevant to mention if the reliability was in line with the previous feature-relevant AATs as that might be one of the positive aspects of the study as well.

Is the work clearly and accurately presented and does it engage with the current literature?

Yes

Is the study design appropriate and is the work technically sound?

Yes

Are sufficient details of methods and analysis provided to allow replication by others?

Yes

Are all the source data and materials underlying the results available?

Yes

If applicable, is the statistical analysis and its interpretation appropriate?

Yes

Are the conclusions drawn adequately supported by the results?

Yes

Competing Interests: No competing interests were disclosed.

Reviewer Expertise: Cognitive biases, implicit processes, food cues, eating behaviour, approach-avoidance assessment and modification.

We confirm that we have read this submission and believe that we have an appropriate level of expertise to confirm that it is of an acceptable scientific standard, however we have significant reservations, as outlined above.

Author Response 04 Jun 2021

Hannah van Alebeek, Paris-Lodron-University of Salzburg, Salzburg, Austria

Dear Dr. Kakoschke and Ms. Muthukumaran,

My co-authors and I are very thankful for having the opportunity to improve our paper by carefully considering and implementing your insightful comments. We apologize that this response is posted after you uploaded your second review and thus, was not able to facilitate your second review process. However, it is our pleasure to outline in a one-on-one fashion how we addressed your comments, which may help you and other readers to orient through the second version of the paper.

Comment 1: *This study is built upon the yet to be published previous study. Therefore, a brief overview of the findings from the previous study could be included to describe what were the*

order effects were, how did it affect the approach biases. As it currently stands, this information is scattered throughout the document.

Response: We are happy to announce that this paper has been published and is now openly assessable. To improve readability, the main findings are summarized in paragraph three.

Comment 2: *The second paragraph starts with explaining AAT and moves to introduce why some studies have demonstrated an approach bias while others have not. Inclusion of a sentence to introduce/summarize that these differences are discussed could help with the readability.*

Response: Based on your suggestion, we included an introductory sentence that gives examples of different AAT implementations in the second paragraph.

Comment 3: *The authors should note that approach biases involve comparing approach relative to avoidance movements for a single category (e.g. unhealthy food) of stimuli as only one picture type is presented at a time on the screen. A comparison of approach bias scores across categories (e.g., approach for healthy versus unhealthy food) is possible, but not a required component. In addition, more than two categories can be included, e.g., unhealthy food, healthy food, and neutral cues.*

Response: We agree that the AAT is used with differing number of stimulus categories and accordingly describe this more openly in the beginning of paragraph two. Yet, we added a sentence why we think it is important to compare responses between two stimulus categories.

Comment 4: *It would also be useful to mention the reason that some researchers have used an irrelevant feature version of the AAT (i.e., to assess implicit processes) rather than a relevant feature version.*

Response: According to your suggestion, we put the irrelevant and relevant-feature AAT in context to each other by summarizing the main advantages of feature-irrelevant AATs in paragraph two.

Comment 5: *It would be helpful to provide a rationale for modifying the motor response component of the AAT instead of modifying other aspects such as the instructions (e.g., is it more ecologically valid to use hand movements than a joystick or key press?)*

Response: We included a sentence in paragraph three on advantages of using one's own hand instead of artificial input devices.

Comment 7: *The authors should consider if such a detailed description is necessary or if they could simply mention that 3 participants were not included in the final sample? "Subsequent to the online-questionnaires, two participants cancelled their appointment and one did not show up to the lab-session."*

Response: To make the manuscript more concise, we decreased the detail of this sentence in the participant section.

Comment 8: *More information is needed about the TEMS, e.g., the number of items, what is it designed to measure and why only two subscales were included rather than the full scale.*

Response: We added additional information for all questionnaires and described the rationale for including the TEMS in the participant section.

Comment 9: *In the task description of IAT, the location in which the words 'approach', 'avoidance' and 'food' appear on the screen could be clearer. However, while reading the next paragraph it becomes evident that the approach side will always be the food side. I would request the authors to consider if this can be explained better.*

Response: We revised the description of the IAT and specified that food images either are sorted together with approach words or together with avoid words depending on the block type.

Comment 10: *Sorry if I missed it, but can the authors clarify the purpose of the two sessions and what differed between them? Perhaps it would also be helpful to provide a study design statement.*

Response: To enhance understanding of the studies procedures, we added a figure and describe why there was a one-week delay in the *procedure* section.

Comment 11: *The authors should provide a rationale for why there is a 600ms penalty when scoring the IAT, "For the computation of AAT and IAT D-scores, all RTs below 10s were included and error trials were replaced by the correct block mean plus a 600ms penalty."*

Response: In the Data processing section, we describe that we based pre-processing decisions on the study by Greenwald et al., 2003.

Comment 12: *Was the relationship between approach bias and implicit associations also estimated for less desired stimuli? On a related note, how were highly desired versus less desired stimuli defined?*

Response: As less desired stimuli were not included in the IAT, we are not able to correlate AAT and IAT bias for less desired stimuli. We outlined our reasons for including a larger range of desired stimuli in the AAT than in the IAT in the Materials and apparatus Section. Based on the pre-rating we selected high and low desired stimuli for each participant and separated both based on median split. On a related note, we specified in the introduction that we expect approach bias in the AAT across high and less desired stimuli as all edible foods can be regarded as positive stimuli.

Comment 13: *The term cue-reactivity is first introduced in discussion; it might be worthwhile to use and define this term in the introduction itself.*

Response: To remove this inconsistency, we describe how cue-reactivity can be indexed using self-reports and reaction time tasks in the first paragraph of the introduction.

Comment 14: *In the first paragraph, there is a brief summary in the format of result 1, result 2...etc. The subsequent discussion can follow the same order of results as presented in the brief summary to improve the readability. For example, in the second paragraph, the explanation starts with result n (lack of correlation between IAT and AAT being the last) and then connects it with result 1.*

Response: To enhance the structure of the paper, we rearranged the first paragraph of the discussion.

Comment 15: *Differentiation between AAT and IAT has been discussed in terms of behavioral and cognitive aspects of approach and avoidance. The last statement mentions these constructs might not overlap. It would be useful to add some references to support the statement here.*

Further, the study has attempted to mention the following 'despite' the lack of correlation between IAT and AAT.

"These findings underline that the two tasks measure different concepts: the AAT measures the readiness to perform approach and avoidance movements in response to a stimulus, while the approach-avoidance IAT measures associations between the stimulus and the cognitive concepts of approach and avoidance – associations that do not necessarily overlap with actual behavioural tendencies."

Response: The assumption that the tasks outcome measures do not overlap is driven by the negative or insignificant correlations despite using the same stimuli and preprocessing routine. Yet, we agree that we cannot make specific assumptions about the concepts of the tasks and therefore rewrote the paragraph highlighting the different task structure itself and give an example how association between words and food stimuli or between directional movements and food stimuli can oppose each other.

Comment 16: *The relationship between BMI and AAT/IAT has been discussed even though only 3 participants had a BMI>30. Since the study finding is not in line with previous findings; other than the 3 participants explanation, there is not much to explain the current finding. The authors could reconsider inclusion of this paragraph? (purely because it does not add any more value to the paper).*

Response: The paragraph was removed.

Comment 17: *The explanation for the 'interpersonal differences in the desire to eat individual food items predict approach bias for those individual food items' appears to be well written as it has well connected with the momentary craving aspect. The effect of valence of food had been correlated with AAT. The discussion does not seem to explain this effect.*

Response: We included a sentence that we assume that general liking or disliking of most foods is relatively stable over time and thus we find a relationship with the bias size despite the one-week delay between the picture ratings and bias assessment.

Comment 18: *In addition, "it is not uncommon that feature-relevant AATs attain reliability estimates in the upper range across implicit measures (Gawronski et al., 2011) and reliability in current task set-up was lower than in our previous version of the hand-AAT (Kahveci et al., submitted)". It might be relevant to mention if the reliability was in line with the previous feature-relevant AATs as that might be one of the positive aspects of the study as well.*

Response: Unfortunately, it is difficult to compare reliability across feature-relevant studies, as most studies in the food domain do not report reliability and because reliability depends on multiple factors such as stimulus types, task length or variability of true bias scores which differ between studies. Even though reliability of the different task set-ups is not directly comparable when also other factors differ between studies, we put current reliability into perspective by directly citing other feature-relevant AATs.

Competing Interests: No competing interests were disclosed.

© 2021 Horstmann A. This is an open access peer review report distributed under the terms of the [Creative Commons Attribution License](#), which permits unrestricted use, distribution, and reproduction in any medium, provided the original work is properly cited.



Annette Horstmann

Department of Psychology and Logopedics, Faculty of Medicine, University of Helsinki, Helsinki, Finland

The authors report on the results of a preregistered study to validate an improved version of the hand-AAT (Approach-Avoidance-Task). In the previous version, effects of block order (congruent vs. incongruent with respect to the target category) were observed and attributed to a low number of blocks, i.e. two. Therefore, the number of blocks was increased from two to six blocks in the present version of the task. Further, the authors aimed to validate the food approach biases measured by the hand-AAT with self-report measures of eating behaviour and an Implicit Association Task. The results indicate reliable food approach biases, mixed results for validity and no observable block order effects in the present version.

The manuscript is well written and concise. I have a couple of comments that may improve clarity of the report:

1. Eating behaviour surely has a habitual component whose impact may differ on an individual basis. However, it is not correct to describe eating behaviour as purely habitual, and I suggest rephrasing the introductory statement. *"Habitual behaviours like eating rely primarily on their implicit association with environmental cues and little on deliberate intentions (van't Riet et al., 2011)."*
2. Please add references for studies that have implemented non-relevant feature / relevant feature AAT in the past.
3. The expectations at the end of the introduction show a certain lack of specific motivation. I would like to invite the authors to elaborate on the motivation/background for each of the very specific expectations.
4. The motivation to use the TEMS is missing in the Methods section. Further, no data or results on this measure are presented and there is no mention in the discussion.
5. The description of the motivational properties of the stimuli could be a bit clearer - in particular, the authors may want to elaborate on the following: Did the authors expect a general food approach bias or a "desired-food" approach bias" only? Did the objects also vary on a comparable scale, i.e., desirability? The IAT included only 12 most liked food items - was validity of the instruments assessed including only those items on the AAT or were all AAT food trials included?
6. The repeated administration of the FCQ-S is not motivated.
7. Regarding the main question of the study, it might be of interest (if possible) to make an explicit assessment of the assumption that the increase in block number led to the absence of block order effects, e.g., is the block order effect still visible when considering the first

two blocks only?

Is the work clearly and accurately presented and does it engage with the current literature?

Yes

Is the study design appropriate and is the work technically sound?

Yes

Are sufficient details of methods and analysis provided to allow replication by others?

Partly

Are all the source data and materials underlying the results available?

Yes

If applicable, is the statistical analysis and its interpretation appropriate?

Yes

Are the conclusions drawn adequately supported by the results?

Yes

Competing Interests: No competing interests were disclosed.

Reviewer Expertise: Cognitive Neuroscience / Experimental Psychology.

I confirm that I have read this submission and believe that I have an appropriate level of expertise to confirm that it is of an acceptable scientific standard, however I have significant reservations, as outlined above.

Author Response 04 Jun 2021

Hannah van Alebeek, Paris-Lodron-University of Salzburg, Salzburg, Austria

Dear Prof. Dr. Horstmann,

On behalf of my co-authors, I would like to thank you for your thorough and detailed review. It helped us to get new insights and we picked up on most of your suggestions. We are especially thankful for guiding us to get a deeper understanding of the remediated block-order effects, which we no longer attribute to the increased number of blocks. Below we outline how we addressed your suggestions:

Comment 1: *Eating behaviour surely has a habitual component whose impact may differ on an individual basis. However, it is not correct to describe eating behaviour as purely habitual, and I suggest rephrasing the introductory statement. "Habitual behaviours like eating rely primarily on their implicit association with environmental cues and little on deliberate intentions (van't Riet et al., 2011)."*

Response: Based on your comment, we revised the beginning of the paper by indicating that eating behaviour depends on both explicit and implicit processes.

Comment 2: *Please add references for studies that have implemented non-relevant feature / relevant feature AAT in the past.*

Response: We included some example references during the description of the two instruction types in the second paragraph.

Comment 3: *The expectations at the end of the introduction show a certain lack of specific motivation. I would like to invite the authors to elaborate on the motivation/background for each of the very specific expectations.*

Response: To support our hypotheses, we revised the last paragraph of the introduction and included additional references linking approach bias to the types of eating behaviours we included in the current study.

Comment 4: *The motivation to use the TEMS is missing in the Methods section. Further, no data or results on this measure are presented and there is no mention in the discussion.*

Response: The TEMS was included because we speculated, based on results in a previous study, that the current student sample is not representative for the general population with respect to their health and natural concern motive during food choices. We outlined this reasoning in the participant section.

Comment 5: *The description of the motivational properties of the stimuli could be a bit clearer - in particular, the authors may want to elaborate on the following: Did the authors expect a general food approach bias or a "desired-food" approach bias" only? Did the objects also vary on a comparable scale, i.e., desirability? The IAT included only 12 most liked food items - was validity of the instruments assessed including only those items on the AAT or were all AAT food trials included?*

Response: In the last paragraph of the introduction, we specified that we expect an approach bias to all types of food stimuli as we assume that also less desired foods possess rewarding properties due to their relevance for survival. In the *Materials and apparatus* section, we outlined why we included a wide range of high and low desired foods in the AAT but focussed on highly desired foods in the IAT only and explain our rationale for including emotionally neutral objects. In the Results, we specify that we used the same stimuli for the correlation between the AAT and IAT D-scores.

Comment 6: *The repeated administration of the FCQ-S is not motivated.*

Response: In the introduction, we explain that the increase in craving after exposure to food cue can be used to index subjectively perceived cue-reactivity. Thereby motivating the repeated administration of the FCQ-S.

Comment 7: *Regarding the main question of the study, it might be of interest (if possible) to make an explicit assessment of the assumption that the increase in block number led to the absence of block order effects, e.g., is the block order effect still visible when considering the first two blocks only?*

Response: To investigate the reason for remediated block-order effects, we reanalysed this finding as you suggested. Interestingly, there was no block-order effects when considering the first two or four blocks only. We discuss this new finding in light of possible learning effects.

Competing Interests: No competing interests were disclosed.
