



# Roadshow on COVID-19

30 September 2021 | 14:00-16:00 CEST

## Panellists



Alle Bloom  
UK Data Service



Ricarda Braukmann  
DANS



Otto Bodi  
AUSSDA



Julia P. Rechteck  
University of Vienna



Helena Laaksonen  
CESSDA COVID-19  
ambassador



Anna Zamberlan



Filippo Gioachin



Davide Gritti



Giulia Malaguamera  
Eurodoc

University of Trento

[cessda.eu](https://www.cessda.eu)



[@CESSDA\\_Data](https://twitter.com/CESSDA_Data)



[linkedin.com/company/cessda](https://www.linkedin.com/company/cessda)

CESSDA is an ESFRI (European Strategy Forum on Research Infrastructures) Landmark. CESSDA is an ERIC (European Research Infrastructure Consortium), a European legal entity.

# Agenda

14:00-14:05: **Welcome and Overview of the Roadshow**, Moderator

14:05-14:30: **Places to find COVID data and what data is available & demo**, Alle Bloom, UKDA

14:30-14:50:

- **Data production and re-use of datasets**, Julia Partheymüller, AUSSDA,
- **Work less, help out more? The persistence of gender inequality in housework and childcare during UK COVID-19** - Zamberlan et al. Anna Zamberlan, Filippo Gioachin, Davide Gritti, University of Trento

14:50-15:00: **Interactive panel discussion**

15:00-15:05: **Virtual Refreshment Break**

15:05-15:15: **CESSDA DMEG™ - Data Discovery, Archiving and Publication Routes, European Diversity**, Ricarda Braukmann, DANS

15:15-15:30: **How CESSDA DMEG™ supports publication in the social sciences**, Ricarda Braukmann, DANS and Otto Bodi, AUSSDA

15:30-15:55: **Interactive discussion the societal impacts of COVID-19 dataset, re-use and fast-track publication**

15:55-16:00: **Interactive poll and wrap-up of main takeaways**

# Roadshow Synergies



 **cessda**  
**Roadshow Series** | 30 September  
8-14-21-28 October  
**2021** **SAVE THE DATE**



## CESSDA SERVICE PROVIDERS



**APIS**  
Arquivo Português de Informação Social



**AUSSDA**  
Data Archiving and Retention Services  
**DANS**



**EK KE**  
FINNISH SOCIAL SCIENCE  
DATA ARCHIVE

**gesis**  
Leibniz Institute  
for the Social Sciences

**NSD** NORSK SENTER FOR  
FORSKNINGSDATA

UK Data Service



**SciencesPo**

## SYNERGIES WITH

**eurodoc**

The European Council of Doctoral  
Candidates and Junior Researchers



**HumMingBird**



**MiCREATE**  
Support Children and Communities in a Transforming Europe





# cessda Roadshow Series | 30 September 8-14-21-28 October 2021

**SAVE THE DATE**

[cessda.eu](http://cessda.eu)  [@CESSDA\\_Data](https://twitter.com/CESSDA_Data)  [linkedin.com/company/cessda](https://linkedin.com/company/cessda)

CESSDA is an ESFRI (European Strategy Forum on Research Infrastructures) Landmark. CESSDA is an ERIC (European Research Infrastructure Consortium), a European legal entity.

# CESSDA Data Catalogue for COVID-19

**CESSDA™ Roadshow 2021 Insights**

**CESSDA DC Data Catalogue**

**CESSDA datasets** for Rapid research response to infectious disease epidemics

SEARCH BY:

- TOPIC
- COLLECTION YEARS
- COUNTRY
- PUBLISHER
- LANGUAGE OF DATA FILES

**COVID-19 - 284 datasets**

**Epidemics - 2.285 datasets**

**Living conditions - 2.565 datasets**

**Health policy - 2.684 datasets**

**Health research - 5.089 datasets**

Sept 2021: CESSDA DC™ points to 284 datasets on COVID-19



**Sylvia Kritzinger**

Professor at the University of Vienna and principal investigators of the Austrian National Election Study (AUTNES) and the Austrian Corona Panel Project (ACPP)



All disciplines can really benefit from these datasets because they can find indicators, theoretical variables, and combine them for other disciplines

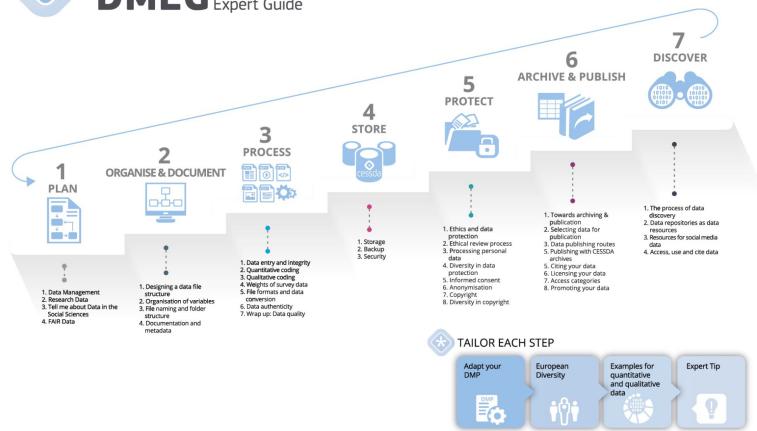
Listen to the CESSDA podcast with Sylvia Kritzinger from the Austrian Corona Panel Project at [cessda.eu](https://www.cessda.eu)

**cessda.eu**

# CESSDA Data Management Expert Guide



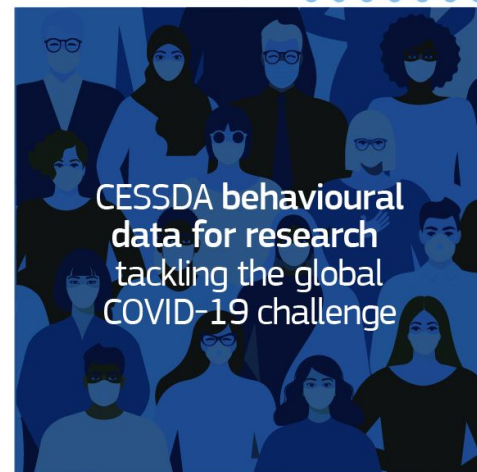
## Overview



Ron Dekker,  
Director of CESSDA,  
Coordinator of SSHOC H2020



“A major activity is to understand each other's metadata standards and to capture essential information that is needed by 'the other discipline' in your metadata. For example, until last year, our multilingual social sciences thesaurus did not contain 'COVID', or 'contagious diseases', and we rarely keep track of geodata info in our metadata.”



[www.cessda.eu](http://www.cessda.eu) @CESSDA\_Data [linkedin.com/company/cessda](https://www.linkedin.com/company/cessda)

CESSDA is an ESFRI (European Strategy Forum on Research Infrastructures) Landmark.  
CESSDA is an ERIC (European Research Infrastructure Consortium), a European legal entity.

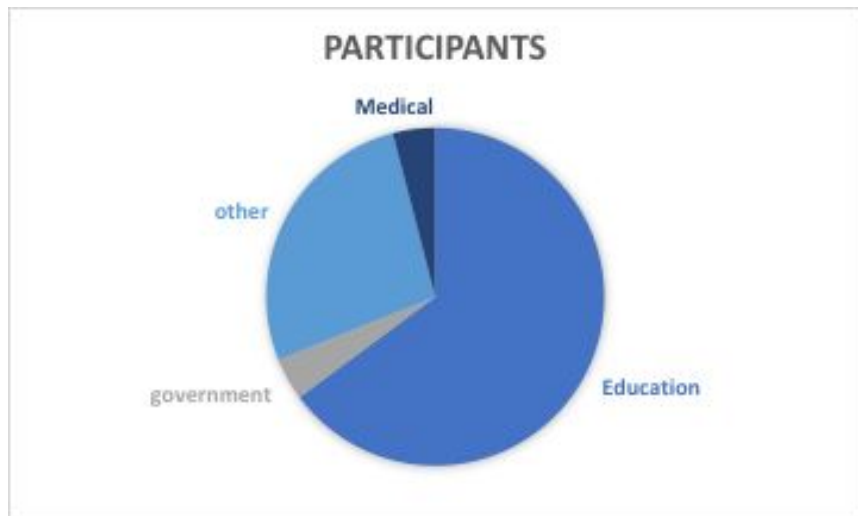


[cessda.eu](http://www.cessda.eu) @CESSDA\_Data [linkedin.com/company/cessda](https://www.linkedin.com/company/cessda)

CESSDA is an ESFRI (European Strategy Forum on Research Infrastructures) Landmark. CESSDA is an ERIC (European Research Infrastructure Consortium), a European legal entity.

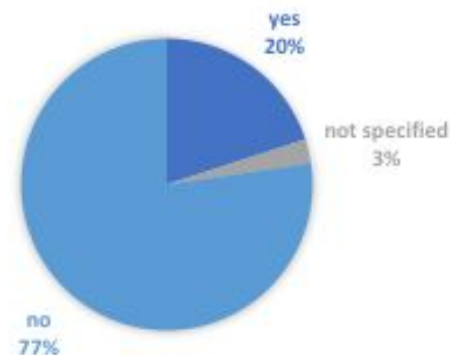
Consult the infographics highlighting the main points of the 7 chapters of the CESSDA DMEG™ at [cessda.eu](http://cessda.eu).

# About you

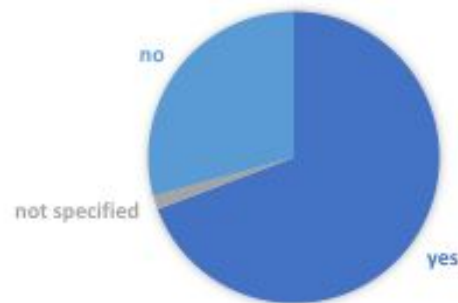


While diving deep into the CESSDA Data Catalogue for discovery, we are very interested in learning about your user stories!

## HAVE YOU USED THE CESSDA DATA CATALOGUE BEFORE?



## HAVE YOU USED THE CESSDA DATA MANAGEMENT EXPERT GUIDE BEFORE?



# CESSDA Roadshow COVID-19

## Panellists



Alle Bloom  
UK Data Service



Ricarda Braukmann  
DANS



Otto Bodi  
AUISSDA



Julia P. Rechteck  
University of Vienna



Helena Laaksonen  
CESSDA COVID-19  
ambassador



Anna Zamberlan



Filippo Gioachin



Davide Gritti

University of Trento



Giulia Malaguamera  
Eurodoc



# Places to find COVID-19 data and what data are available

## CESSDA Roadshow: COVID-19

*Alle Bloom, UK Data Service*

*30<sup>th</sup> September 2021*

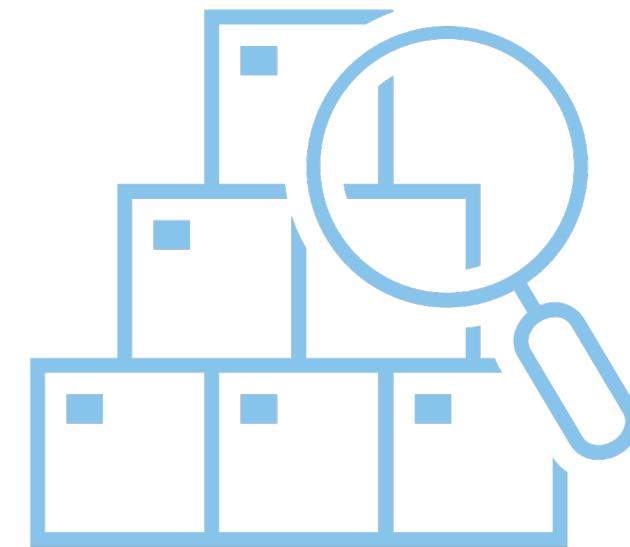
 [cessda.eu](https://cessda.eu)

 @CESSDA\_Data

# Where to find COVID-19 data?

- ◆ Search engines
- ◆ Data lists/hubs
- ◆ Registers of data repositories
- ◆ Data journals
- ◆ Data catalogues

Source: CESSDA Training Team (2017 - 2020). *CESSDA Data Management Expert Guide*. Bergen, Norway: CESSDA ERIC. Retrieved from <https://www.cessda.eu/DMGuide>



# Search engines



covid 19 data archive



[All](#) [Shopping](#) [Images](#) [News](#) [Videos](#) [More](#)

To

About 4,780,000,000 results (0.56 seconds)

<https://www.openicpsr.org> > openicpsr > covid19

## About the COVID-19 Data Repository - openICPSR

The **COVID-19 Data** Repository is a repository for **data** examining the social, behavioral, public health, and economic impact of the novel **coronavirus** global ...

<https://www.ons.gov.uk> > conditionsanddiseases > datalist

## All data related to coronavirus (covid-19) - Office for National ...

The 2021 dataset will continue to be updated every week. Keywords: COVID-19, Coronavirus, **COVID 19**, **COVID19**, corona virus, Mortality, death registrations, cause ...

<https://ukdataservice.ac.uk>

## UK Data Service

... teachers and policymakers who depend on high-quality social and economic **data**. ... Ageing, **COVID-19**, crime, economics education, environment and energy, ...

[Find data](#) · [Browse data](#) · [Deposit data](#) · [Login](#)

# Data lists/hubs

United Nations DESA Statistics UNStats COVID-19 response



## United Nations Department of Economic and Social Affairs Statistics • UN COVID-19 Data Hub

ukdataservice.ac.uk/find-data/browse/covid-19/

## COVID-19

The COVID-19 pandemic has changed our lives dramatically and had significant social and economic effects on our nations.

Data in the UK Data Service collection can be used to begin to understand current inequalities being experienced due to the COVID-19 lockdown. Data is available on topics such as finance, employment, education, ageing and more. In this rapidly changing landscape, the data will continue to be updated to include questions specific to COVID-19, and when ready much of the data will be available in the Service. Explore our library of [impact case studies](#) demonstrating how data can be used to [search our catalogue](#).

## Some key datasets

Here are some popular datasets within the theme of COVID-19.

# Registers of data repositories

The screenshot shows the re3data.org website interface. At the top left is the logo 're3data.org'. To its right are navigation links: 'Search', 'Browse', 'Suggest', 'Resources', and 'Contact'. Further right is the 'DataCite' logo. Below the navigation is a search bar containing the text 'covid19' and a blue 'Search' button. To the right of the search bar is a link for 'Toggle short help'. Below the search bar is a pagination control showing '← Previous', '1' (highlighted), and 'Next →'. To the right of the pagination is a 'Sort by' dropdown menu. Below the search bar, it says 'Found 4 result(s)'. The first result is titled 'Surveillance Epidemiology of Coronavirus (COVID19) Under Research Exclusion SECURE-IBD'. To the right of the title are icons for various licenses and standards. Below the title are two rows of subject tags: 'Basic Biological and Medical Research', 'Virology', 'Biology', 'Life Sciences' and 'Microbiology, Virology and Immunology', 'Medicine', 'Gastroenterology, Metabolism', 'Medicine'. Below the subject tags are two rows of content type tags: 'Scientific and statistical data formats', 'Standard office documents', 'Databases' and 'Software applications'. Below the content type tags is a row of country tags: 'United States'. At the bottom of the result card is a short description: 'Surveillance Epidemiology of Coronavirus (COVID19) Under Research Exclusion is an international, pediatric and adult database to monitor and report on outcomes of COVID-19 occurring in IBD patients.'

# Data journals

## scientific **data**

[View all journals](#)[Search](#)[Login](#)[Explore content](#)[About the journal](#)[Publish with us](#)[Sign up for alerts](#)[RSS feed](#)[nature](#) > [scientific data](#) > [collection](#)

**COLLECTION** | 27 AUGUST 2020

## Open data in the COVID-19 pandemic

This collection presents a series of rapidly evolving resources that aggregate and bring cohesion to the massive volume of data being generated in the COVID-19 crisis. Data are compiled from a variety of sources, exposing the nuance of state interventions deployed to contain the outbreak, identifying changes in the mobility of populations during the epidemic and synthesizing data on virus-host biology. These works also highlight groundbreaking efforts to drive rapid scientific progress on this urgent topic through broad collaboration, open data sharing and citizen science. [show less](#)



# Data catalogues



Find data | Deposit data | Learning hub | Training and events

## Data catalogue

Search our data catalogue...

**STUDIES (8496)** | SERIES (77)

Consortium of European Social Science Data Archives

Select a language for optimal search

Reset filters | Clear search | 25703 studies found in English from a total of 25703

Results per page: 30

- Topic
- Collection years
- Country
- Publisher

Meinungsklima Regierungsklima (Teil I)  
GfK Austria (Fessel-GfK, Institut für Marktforschung)  
Thema: Meinungsklima Regierungsklima

Niederösterreichische Landesentwicklungsplanung

# CESSDA Data Catalogue (CDC)

*"...a one-stop-shop for research and discovery, enabling access to extensive collections of data relevant to social science research, including issues related to the COVID-19 pandemic"*



# CESSDA Data Catalogue (CDC)

- ◆ Contains the metadata of all the data in the holdings of CESSDA's service providers
- ◆ Details of over 30,000 data collections are listed
- ◆ Currently over 280 covid-19 datasets (and counting!)

# Archives - Examples



---

UK Data Service

---



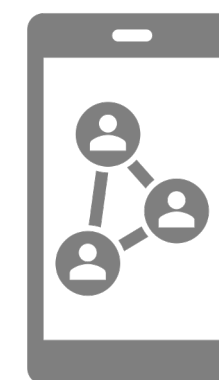
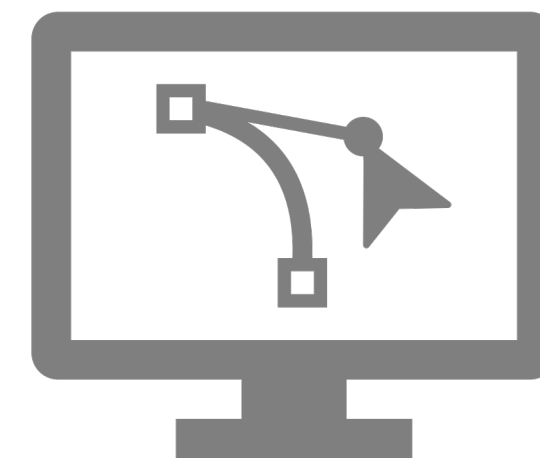
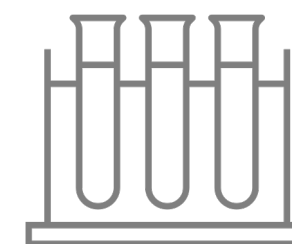
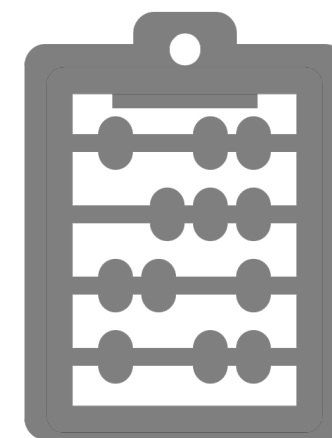
# What data are available in the CDC?

- ◇ Cross-national
- ◇ Country-specific
- ◇ Labour force surveys
- ◇ Household panel surveys
- ◇ General social surveys



# What kind of COVID-19 data are available in Europe?

- ◊ Survey data
- ◊ Administrative and government data
- ◊ Visualisations of data
- ◊ Testing data e.g. PCR and Antibody test
- ◊ Big data analyses
- ◊ Geographic data



# Examples of available European COVID-19 survey data

- ◊ Multiple countries or the whole of Europe (cross-national)
- ◊ Individual countries/areas



# Examples of cross-national datasets

# SHARE Corona Survey

- ◊ Survey of Health, Ageing and Retirement in Europe (SHARE)
- ◊ A sub-sample of SHARE's panel respondents in 27 European countries (and Israel) aged 50 years and older.
- ◊ CATI interviews to collect data targeted to respondents COVID-19 living situation
- ◊ Allows cross-country and longitudinal analysis
- ◊ Data can be downloaded from SHARE Research Data Center
- ◊ but need to register as a SHARE user to do this



# SHARE Corona Survey - Questions

- ◆ Questions on:
  - ◆ Health and health behaviour
  - ◆ Mental health
  - ◆ Infections and healthcare
  - ◆ Changes in work and economic situation
  - ◆ Social networks.





# SHARE Corona Survey - Research

## COVID-19 and Unmet Healthcare Needs of Older People: Did Inequity Arise in Europe?

by  Marta González-Touya <sup>1</sup>  ,  Alexandrina Stoyanova <sup>2,\*</sup>   and  Rosa M. Urbanos-Garrido <sup>3</sup>  



---

*SHARE WORKING PAPER SERIES*

---

How did European retirees respond to the COVID-19 pandemic?

Marco Bertoni, Martina Celidoni, Chiara Dal Bianco, Guglielmo Weber

# European Parliament COVID-19

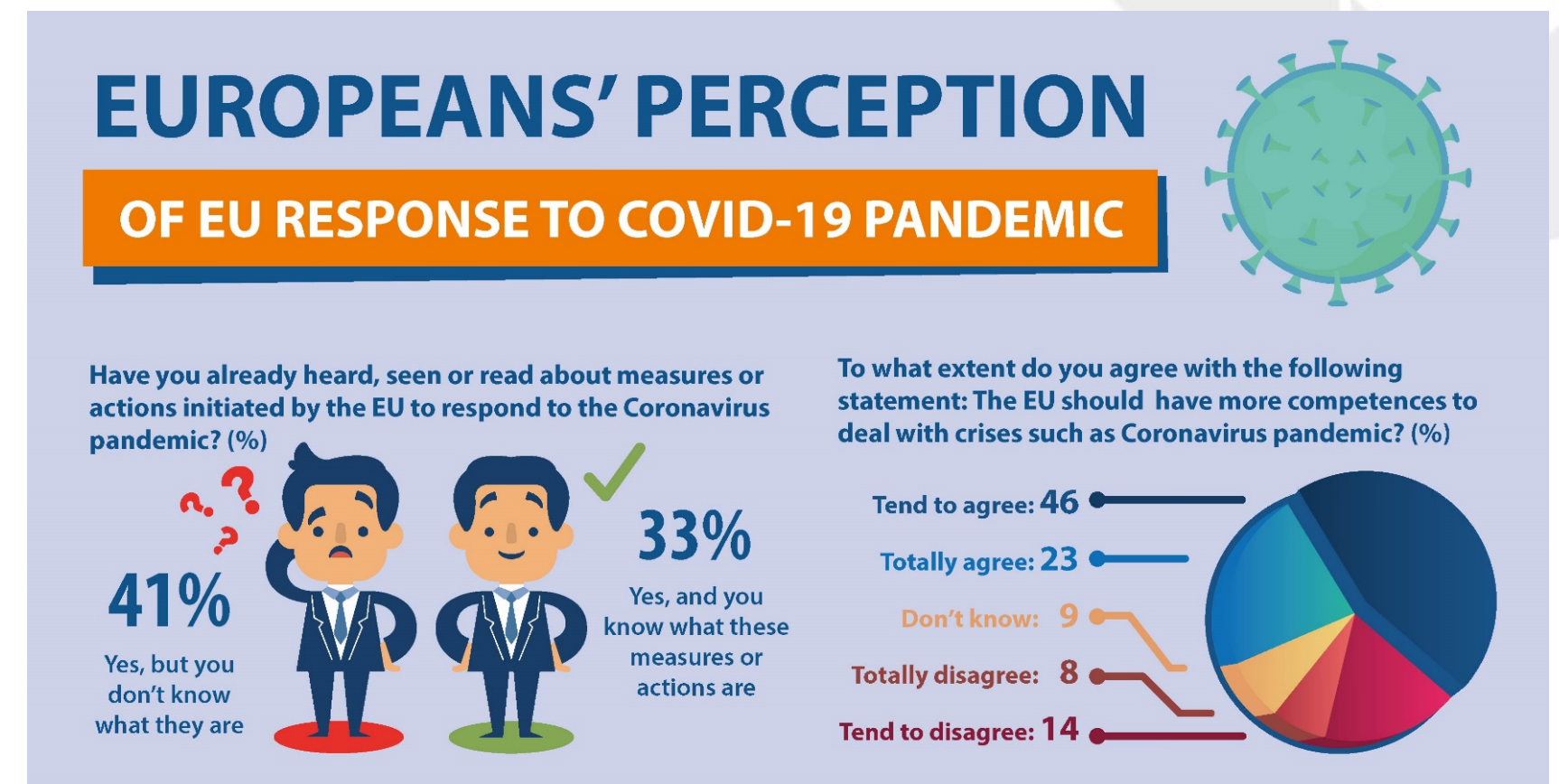
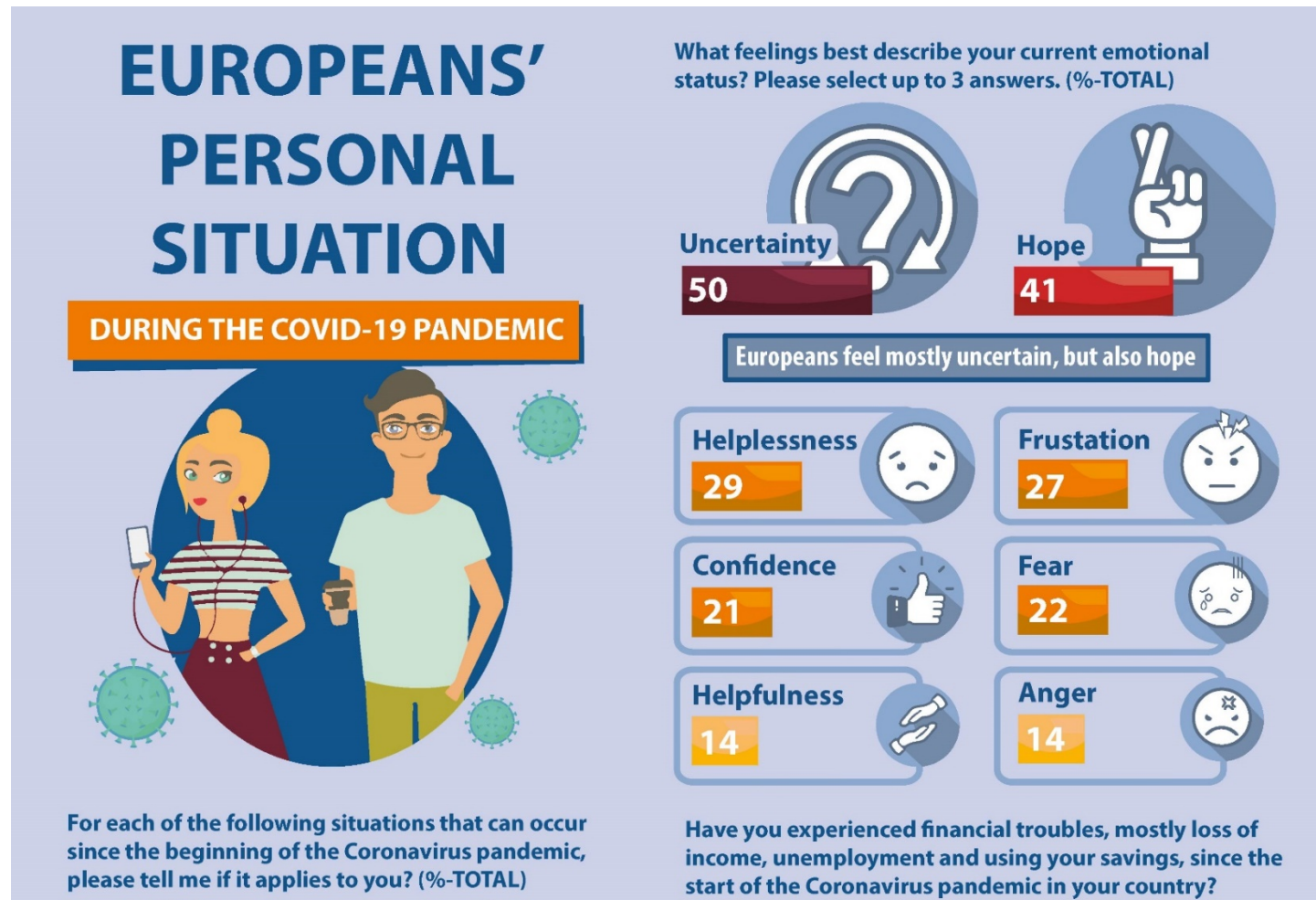
- ◊ Survey among European citizens aged 16-64 (for some states 16-54) about their views on the COVID-19 pandemic
- ◊ Covers 21 EU Member States
- ◊ 3 rounds, April 2020 – October 2020
- ◊ Metadata available through the CESSDA catalogue



# European Parliament COVID-19

- Satisfaction with own government
- Satisfaction with EU member states
- Attitudes to limits on individual freedom
- Current emotional status and concern about effects of pandemic
- Experiences of effects of pandemic on income, employment, food, finance
- Help received from and given to others and online contact
- Online engagement with information on pandemic and trust in sources
- Image of the EU and participation in EU elections
- Demographic information, country, date of interview and weighting variables

# European Parliament COVID-19 - Research



**Source:** <https://www.europarl.europa.eu/at-your-service/en/be-heard/eurobarometer/public-opinion-in-the-eu-in-time-of-coronavirus-crisis>



# Examples of individual country datasets

# GESIS Panel Special Survey on the Coronavirus SARS-CoV-2 Outbreak in Germany

- ◊ The aim of the special survey of the GESIS panel on the outbreak of the corona virus SARS-CoV-2 in Germany was to collect timely data on the effects of the corona crisis on people's daily lives.
- ◊ GESIS panel sub-sample of online respondents (about  $\frac{3}{4}$  of sample) was invited

**gesis**  
Leibniz Institute  
for the Social Sciences

# GESIS Panel Special Survey - Questions on:

- ◇ risk perception
- ◇ risk minimization measures
- ◇ evaluation of political measures and their compliance
- ◇ trust in politics and institutions
- ◇ changed employment situation
- ◇ childcare obligations
- ◇ and media consumption

**gesis**  
Leibniz Institute  
for the Social Sciences

# Citizen's Pulse – Statistics Finland

- ◊ Web based survey examining Finnish attitudes and opinions in the context of Covid-19
- ◊ People aged 15-74 residing in mainland Finland
- ◊ Sampled from existing surveys
- ◊ Survey conducted every 3 weeks and group of respondents change with each round
- ◊ April 2020 onwards
- ◊ Metadata accessed through CESSDA Data Catalogue



# Citizen's Pulse – Questions on:

- ◊ views on the activity and communication of authorities
- ◊ compliance with regulations
- ◊ future expectations
- ◊ Trust and mental state of mind
- ◊ Also, health and well-being, livelihood and concerns relating to everyday life.



# CESSDA booklet on Behavioural Data for COVID- 19 research



**CESSDA behavioural data for research**  
tackling the global COVID-19 challenge



# CESSDA Data Catalogue – Demonstration

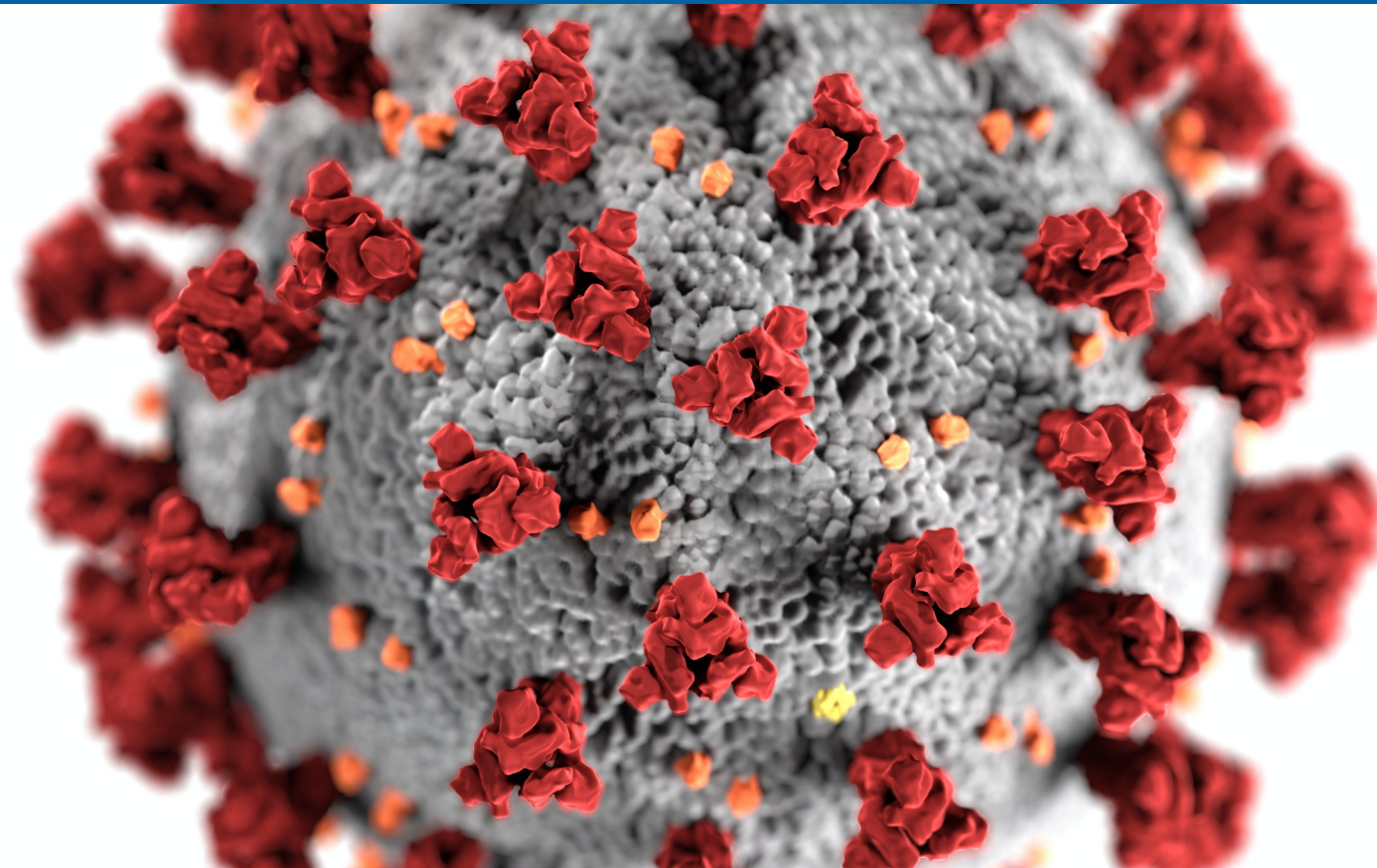


universität  
wien

Vienna Center for Electoral Research

# Data production and re-use of datasets: The Austrian Corona Panel Project (ACPP)

Julia Partheymüller (University of Vienna)





## Overview

- The Austrian Corona Panel Project (ACPP)
    - Background
    - Study Design and Data Quality
    - Data Access and Workflow
  - Selected Findings:
    - **Health Behaviour and Attitudes**: What Motivates Compliance with Containment Measures? Why are Some People Hesitant to Get Vaccinated?
    - **Economic and Social Impact**: Will There Be a “Lost Generation”? How Does the Crisis Affect People Unequally?
    - **Pandemic Politics**: From the “Rally Around The Flag” Effect to a Pattern of Growing Polarization
  - Concluding Remarks
-



## The Austrian Corona Panel Project (ACPP): Background

- Project Goals: Capturing the Economic, Psychological, Social, and Political Impact of the COVID-19 Crisis on the Austrian Population
- Project History and Funding
  - Initially funded by the WWTF COVID-19 Rapid Response Research Programme and seed money provided by the University of Vienna in March 2020 (First meeting ~March 20 => First wave of interviews March 27)
  - Further Sources of Funding: Austrian Social Survey, the Vienna Chamber of Labour, the Federation of Austrian Industries, Austrian Science Fund
- Project Team: Bernhard Kittel, Sylvia Kritzinger, Barbara Prainsack, Hajo Boomgaarden, Julian Aichholzer, Valentina Ausserladscheider, Jakob-Moritz Eberl, Fabian Kalleitner, Noelle Sophie Lebernegg, Julia Partheymüller, Carolina Plescia, Markus Pollak, Thomas Resch, David Wolfgang Schiestl, Lukas Schlögl



# The ACPP Data: Study Design and Data Quality

- Multi-wave panel online panel survey
  - 1500 respondents per wave (Austrian residents, age 14+, stratified samples matching population targets) recruited from the online access pool by Marketagent
  - Initial response rate in wave 1: 35.2%, refreshment samples to replace dropouts
  - 24 waves so far, plus at least 6 more
    - Initial wave fielded March 27, weekly intervals until June 2020
    - Monthly intervals since July 2020

European Political Science  
<https://doi.org/10.1057/s41304-020-00294-7>

**DATASET**



## The Austrian Corona Panel Project: monitoring individual and societal dynamics amidst the COVID-19 crisis

Bernhard Kittel<sup>1</sup> · Sylvia Kritzinger<sup>2</sup> · Hajo Boomgaarden<sup>3</sup> · Barbara Prainsack<sup>4</sup> · Jakob-Moritz Eberl<sup>3</sup> · Fabian Kalleitner<sup>1</sup> · Noëlle S. Lebernegg<sup>3</sup> · Julia Partheymüller<sup>5</sup> · Carolina Plescia<sup>2</sup> · David W. Schiestl<sup>1</sup> · Lukas Schlogl<sup>4</sup>

© The Author(s) 2020

### Abstract

Systematic and openly accessible data are vital to the scientific understanding of the social, political, and economic consequences of the COVID-19 pandemic. This article introduces the Austrian Corona Panel Project (ACPP), which has generated a unique, publicly available data set from late March 2020 onwards. ACPP has been designed to capture the social, political, and economic impact of the COVID-

Data paper available:

<https://doi.org/10.1057/s41304-020-00294-7>



# The ACPP Data: Study Design and Data Quality

- Key demographics and weights

	Target	W1	W2	W3	W4	W5	W6	W7	W8	W9	W10
Male	48.8	49.7	49.4	49.3	49.9	49.2	49.7	49.6	49.7	49.3	50.1
Female	51.2	50.3	50.6	50.7	50.1	50.8	50.3	50.4	50.3	50.7	49.9
15–24 years	12.5	14.0	13.5	13.3	13.6	13.2	13.0	12.5	12.7	13.0	13.6
25–34 years	15.9	15.3	14.9	15.7	15.2	16.1	16.1	16.4	17.2	15.9	15.7
35–44 years	15.6	18.0	17.6	17.7	17.4	17.9	18.6	17.7	17.9	17.7	17.6
45–54 years	18.0	18.2	18.6	17.3	18.0	18.3	17.4	17.7	17.6	18.4	17.4
55–64 years	16.3	18.9	18.1	18.7	18.7	17.8	18.4	18.5	17.7	17.8	18.6
65 years+	21.6	15.5	17.3	17.2	17.1	16.8	16.6	17.3	16.9	17.2	17.2
Male, 15–24 years	6.4	6.6	6.0	6.0	6.1	6.1	5.7	5.2	5.5	5.7	6.2
Male, 25–34 years	8.1	7.2	7.5	7.8	8.2	8.4	8.5	9.1	9.8	8.9	8.7
Male, 35–44 years	7.8	9.0	9.6	9.4	9.3	9.4	9.8	9.2	9.2	8.8	9.0
Male, 45–54 years	9.0	9.3	9.5	9.1	9.3	9.2	8.7	8.9	8.6	9.0	8.6
Male, 55–64 years	8.0	9.8	9.1	9.3	9.5	9.0	9.8	10.0	9.3	9.5	10.3
Male, 65 years+	9.5	7.8	7.7	7.6	7.5	7.1	7.1	7.2	7.4	7.5	7.3
Female, 15–24 years	6.1	7.4	7.4	7.2	7.4	7.1	7.2	7.2	7.2	7.2	7.3
Female, 25–34 years	7.9	8.0	7.3	7.8	6.9	7.6	7.4	7.2	7.3	7.0	6.9
Female, 35–44 years	7.8	9.1	8.1	8.4	8.2	8.6	8.8	8.5	8.8	9.0	8.6
Female, 45–54 years	9.0	8.9	9.1	8.2	8.7	9.1	8.7	8.7	8.9	9.4	8.7
Female, 55–64 years	8.3	9.3	9.0	9.5	9.3	8.8	8.7	8.6	8.5	8.4	8.4
Female, 65 years+	12.1	7.7	9.6	9.6	9.6	9.7	9.5	10.1	9.5	9.7	9.9

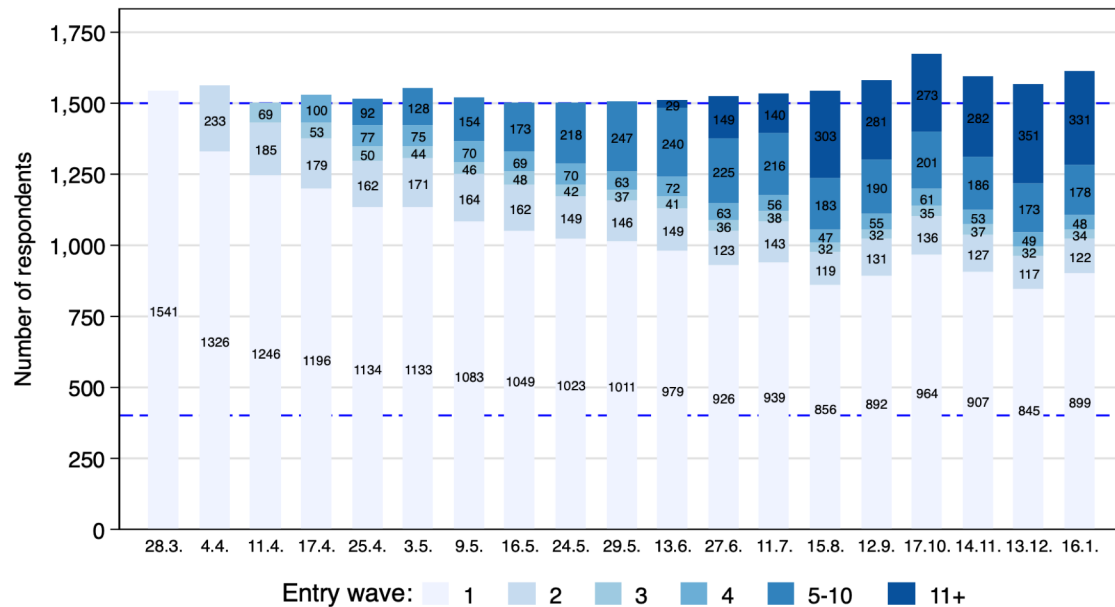
Variable	W1	W2	W3	W4	W5	W6	W7	W8	W9	W10	Post-stratification weights?
Gender (2 cat.) <sup>a</sup>	0.9	0.6	0.4	1.1	0.4	0.8	0.8	0.9	0.5	1.3	No
Age (6 cat.) <sup>a</sup>	3.0	2.2	2.3	2.3	2.3	2.6	2.2	2.3	2.1	2.2	No
Gender*Age (12 cat.) <sup>a</sup>	1.6	1.2	1.2	1.3	1.2	1.4	1.3	1.3	1.2	1.3	No
Education (5 cat.) <sup>a</sup>	7.0	7.1	7.3	7.7	7.4	7.3	7.5	7.4	7.7	7.8	No
Region (9 cat.) <sup>a</sup>	0.4	1.0	0.4	0.6	0.5	0.3	0.3	0.5	0.5	0.3	No
Household size (3 cat.)	4.4	4.1	4.3	4.4	4.0	4.3	4.4	3.8	4.7	4.4	No
Employment status (4 cat.)	2.0	1.7	1.6	1.8	2.0	2.1	1.9	1.7	1.6	1.7	No
Migration background (2 cat.)	3.7	3.3	2.7	2.7	2.1	2.2	2.6	2.8	1.6	1.8	No
Overall (43 cat.)	3.2	3.0	3.0	3.2	3.0	3.1	3.1	3.1	3.2	3.2	No
Gender (2 cat.) <sup>a</sup>	0.0	0.0	0.0	0.0	0.0	0.0	0.0	0.0	0.0	0.0	Yes
Age (6 cat.) <sup>a</sup>	0.1	0.1	0.1	0.1	0.1	0.1	0.1	0.1	0.1	0.0	Yes
Gender*Age (12 cat.) <sup>a</sup>	0.0	0.0	0.0	0.0	0.0	0.0	0.0	0.0	0.0	0.0	Yes
Education (5 cat.) <sup>a</sup>	0.0	0.0	0.0	0.0	0.0	0.0	0.0	0.0	0.0	0.0	Yes
Region (9 cat.) <sup>a</sup>	0.0	0.0	0.0	0.0	0.0	0.0	0.0	0.0	0.0	0.0	Yes
Household size (3 cat.)	0.0	0.0	0.0	0.0	0.0	0.0	0.0	0.0	0.0	0.0	Yes
Employment status (4 cat.)	0.0	0.0	0.0	0.0	0.0	0.0	0.0	0.0	0.0	0.0	Yes
Migration background (2 cat.)	0.0	0.0	0.0	0.0	0.0	0.0	0.0	0.0	0.0	0.0	Yes
Overall (43 cat.)	0.0	0.0	0.0	0.0	0.0	0.0	0.0	0.0	0.0	0.0	Yes





# The ACPP Data: Study Design and Data Quality

- Panel retention



	(1) Participation in wave and wave 10 (0/1)		(2) Participation in all ten waves (0/1)		(3) Number of waves participated (1-10)	
Male	0.153	(0.313)	0.302	(0.272)	0.274	(0.393)
15-24 years	- 0.924*	(0.422)	- 0.969*	(0.416)	- 1.243*	(0.572)
25-34 years	- 0.959*	(0.381)	- 0.619	(0.357)	- 1.249*	(0.509)
35-44 years	- 0.701	(0.371)	- 0.117	(0.341)	- 0.585	(0.492)
45-54 years	- 0.506	(0.360)	0.097	(0.327)	- 0.395	(0.473)
55-64 years	- 0.300	(0.311)	- 0.147	(0.281)	- 0.178	(0.408)
Male, 15-24 years	- 0.363	(0.429)	- 0.428	(0.430)	- 1.156*	(0.578)
Male, 25-34 years	0.272	(0.431)	0.152	(0.400)	0.538	(0.572)
Male, 35-44 years	0.021	(0.415)	- 0.398	(0.378)	0.006	(0.545)
Male, 45-54 years	- 0.149	(0.412)	- 0.316	(0.370)	0.055	(0.535)
Male, 55-64 years	0.306	(0.421)	0.082	(0.369)	0.234	(0.533)
Education: elementary/lower secondary school	- 0.085	(0.246)	- 0.319	(0.241)	- 0.519	(0.339)
Education: vocational school	0.070	(0.188)	0.039	(0.178)	0.145	(0.256)
Education: polytechnic, BMS	0.223	(0.247)	0.126	(0.230)	0.152	(0.329)
Education: upper secondary school	- 0.154	(0.206)	- 0.272	(0.201)	- 0.017	(0.285)



# The ACPP Data: Data Access and Workflow

## Curated Versions Available Via AUSSDA (SUF/OA)

**AUSSDA** AUSTRIAN SOCIAL SCIENCE DATA ARCHIVE Search - About User Guide Support Sign Up Log In

**COVID-19 Pandemic** (AUSSDA - The Austrian Social Science Data Archive)

AUSSDA > COVID-19 Pandemic >

### Austrian Corona Panel Project (SUF edition)

Version 3.0

Kittel, Bernhard; Kritzinger, Sylvia; Boomgaarden, Hajo; Prainsack, Barbara; Eberl, Jakob-Moritz; Kalleitner, Fabian; Lebernegg, Noëlle S.; Partheymüller, Julia; Plescia, Carolina; Schiestl, David W.; Schlogl, Lukas, 2020, "Austrian Corona Panel Project (SUF edition)", <https://doi.org/10.11587/28KQNS>, AUSSDA, V3, UNF:6:oAJ6ierzpx7MAj2G+gJMA== [fileUNF]

[Cite Dataset](#) - [Learn about Data Citation Standards.](#)

**Access Dataset** -

Contact Owner Share

Dataset Metrics

2,528 Downloads

**Description**

Full edition for scientific use. The corona crisis has fundamentally changed the everyday life in Austria as well as in many other countries. However, people are affected in very different ways. Against this background, the Corona Panel Study aims to provide an overview of various health, economic and social aspects of the corona crisis.

**Subject**

Social Sciences

**Keyword**

Economic activity, Conditions of employment, Income, Public health, Interpersonal relations, Emotional states, Trust in government, State control, Mass media use, COVID-19

**Notes**

Version 3 (published on 2021-04-29) includes wave 1 to wave 20.  
 Version 2 (published on 2020-12-23) includes wave 1 to wave 15.  
 Version 1 (published on 2020-07-18) includes wave 1 to wave 10.

Files Metadata Terms Versions

**AUSSDA** AUSTRIAN SOCIAL SCIENCE DATA ARCHIVE Search - About User Guide Support Sign Up Log In

**COVID-19 Pandemic** (AUSSDA - The Austrian Social Science Data Archive)

AUSSDA > COVID-19 Pandemic >

### Austrian Corona Panel Project (OA edition)

Version 3.0

Kittel, Bernhard; Kritzinger, Sylvia; Boomgaarden, Hajo; Prainsack, Barbara; Eberl, Jakob-Moritz; Kalleitner, Fabian; Lebernegg, Noëlle S.; Partheymüller, Julia; Plescia, Carolina; Schiestl, David W.; Schlogl, Lukas, 2020, "Austrian Corona Panel Project (OA edition)", <https://doi.org/10.11587/P5YJ00>, AUSSDA, V3, UNF:6:unMWwleErkdTbwA3mJ5Vng== [fileUNF]

[Cite Dataset](#) - [Learn about Data Citation Standards.](#)

**Access Dataset** -

Contact Owner Share

Dataset Metrics

1,567 Downloads

**Description**

Reduced edition for public use. Full edition available for scientific use. The corona crisis has fundamentally changed the everyday life in Austria as well as in many other countries. However, people are affected in very different ways. Against this background, the Corona Panel Study aims to provide an overview of various health, economic and social aspects of the corona crisis.

**Subject**

Social Sciences

**Keyword**

Economic activity, Conditions of employment, Income, Public health, Interpersonal relations, Emotional states, Trust in government, State control, COVID-19, Mass media use

**Notes**

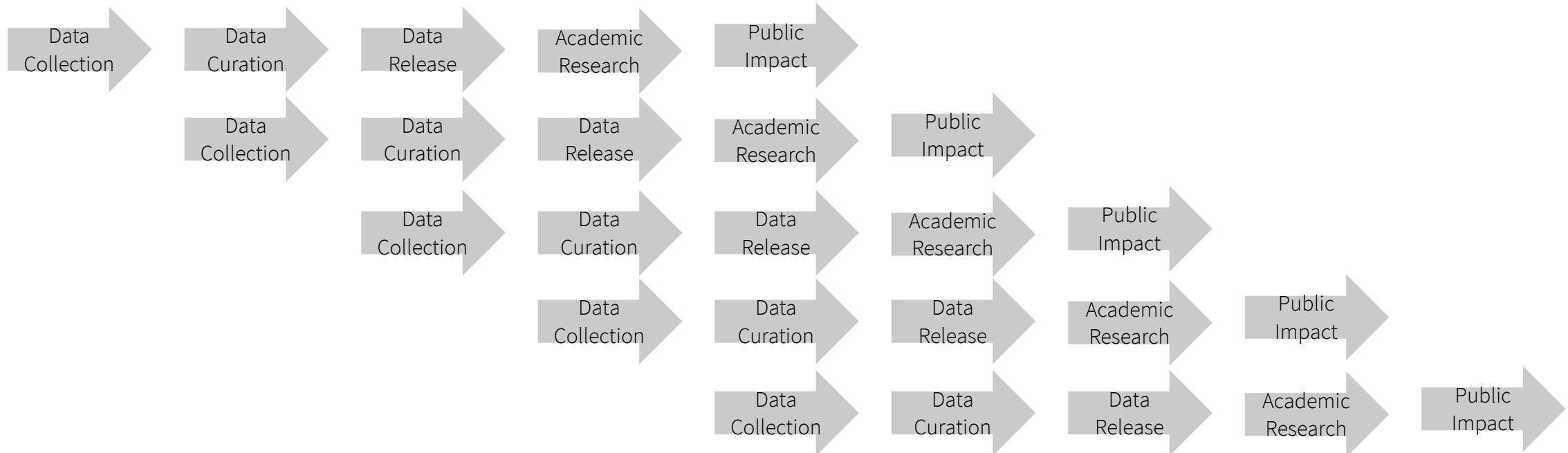
Version 3 (published on 2021-06-24) includes wave 1 to wave 20.  
 Version 2 (published on 2021-04-08) includes wave 1 to wave 15.  
 Version 1 (published on 2020-09-04) includes wave 1 to wave 10.

<https://doi.org/10.11587/28KQNS>

<https://doi.org/10.11587/P5YJ00>



## The ACPP Data: Data Access and Workflow





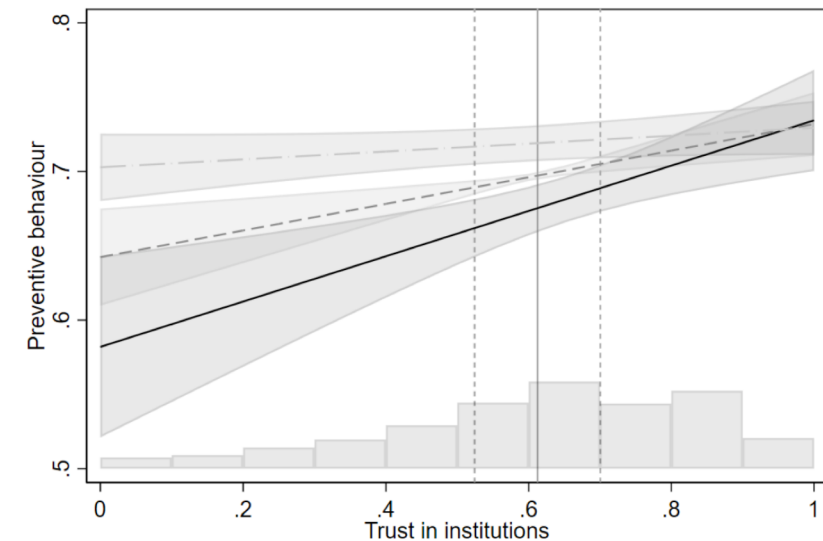
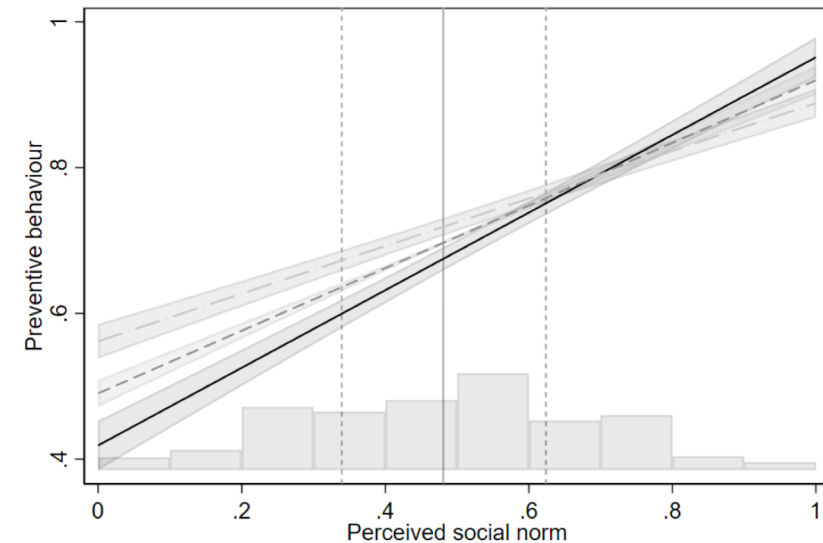
## Findings

- **Health Behaviour and Attitudes:** What Motivates Compliance with Containment Measures? Why are Some People Hesitant to Get Vaccinated?
- **Economic and Social Impact:** How Does the Crisis Affect People Unequally? Will There Be a “Lost Generation”?
- **Pandemic Politics:** From the “Rally Around The Flag” Effect to a Pattern of Growing Polarization



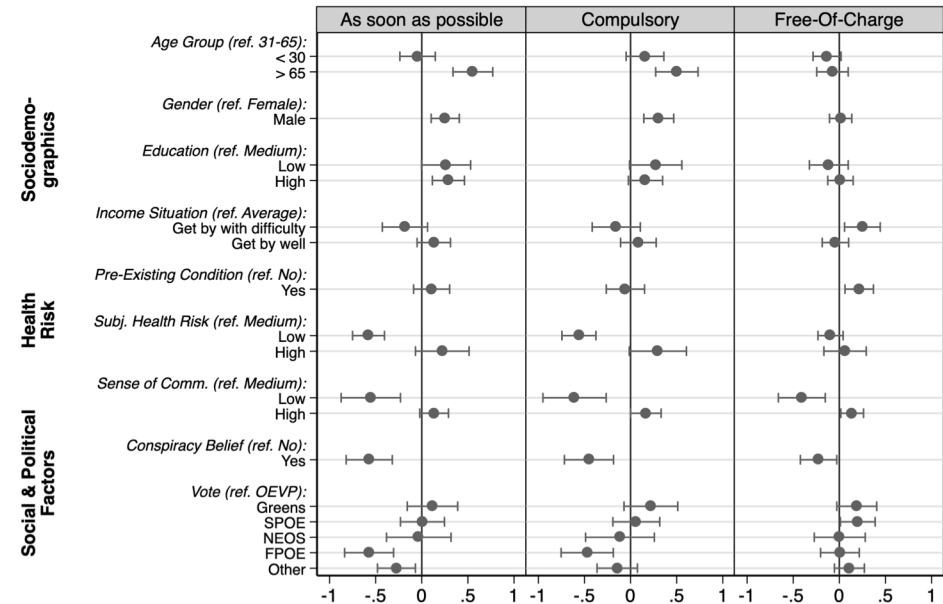
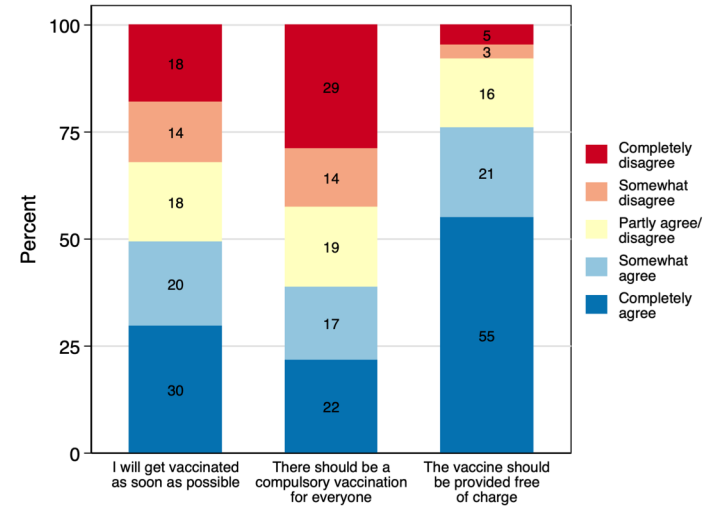
## Health Behaviour: Compliance with Containment Measures

- Containment of the virus by non-pharmaceutical interventions so far has depended on high compliance in society
  - Outcome variables: Maintaining physical distance from others, minimizing social contacts, and wearing face masks
  - Predictors: Health risks, social norms, trust in political institutions



# Health Attitudes: Attitudes Towards COVID-19 Vaccination

- Vaccines now available, but some people reluctant to get vaccinated
- Vaccine Mandates very unpopular, risk of backlash
- Outcome: Readiness to get vaccinated, support for compulsory vaccination, making vaccine available free-of-charge
- Predictors: Demographics, Health Risk, Social and Political Factors

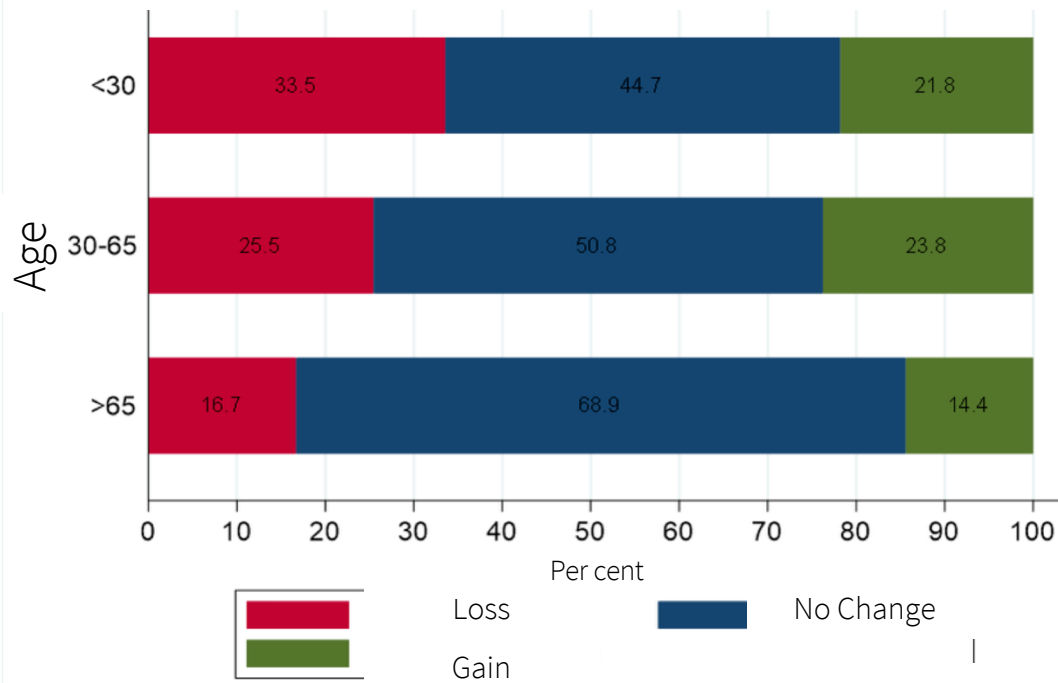


(Source: Paul, Eberl, Partheymüller 2021)



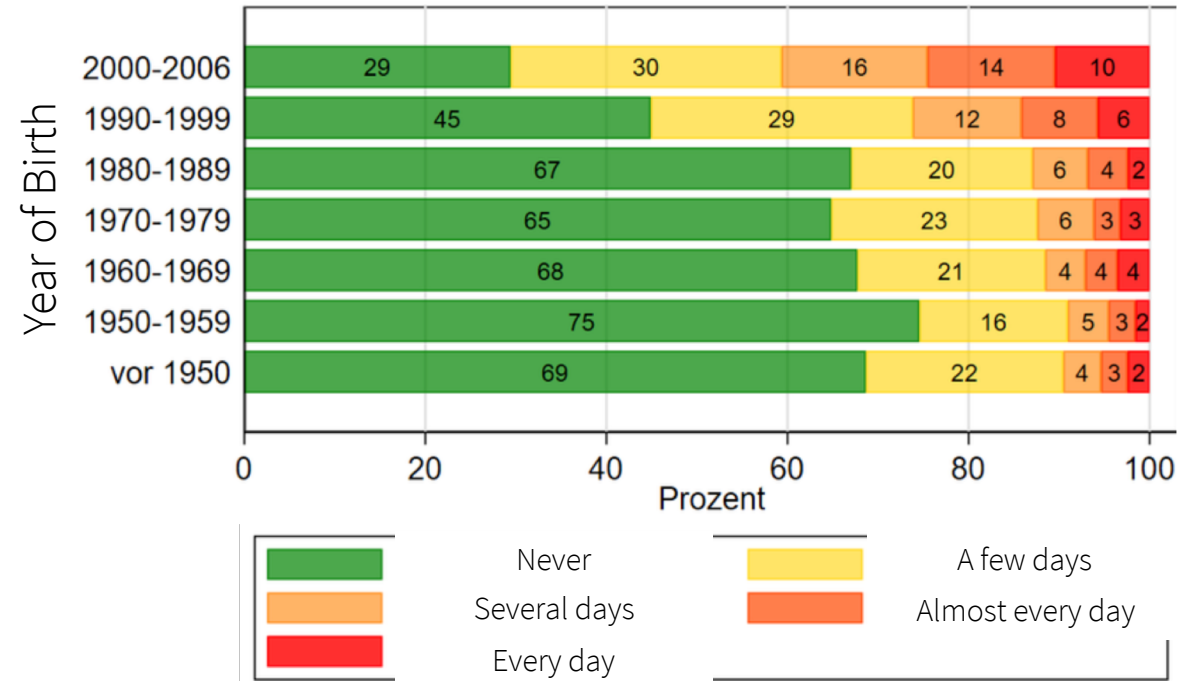
# Economic and Social Impact: How Does the Crisis Affect People Unequally? Will There Be a “Lost Generation”?

Change in Household Income (Feb-Sept 2020)



(Source: Resch 2020)

Feelings of Loneliness (Oct-Jan 2020/1)

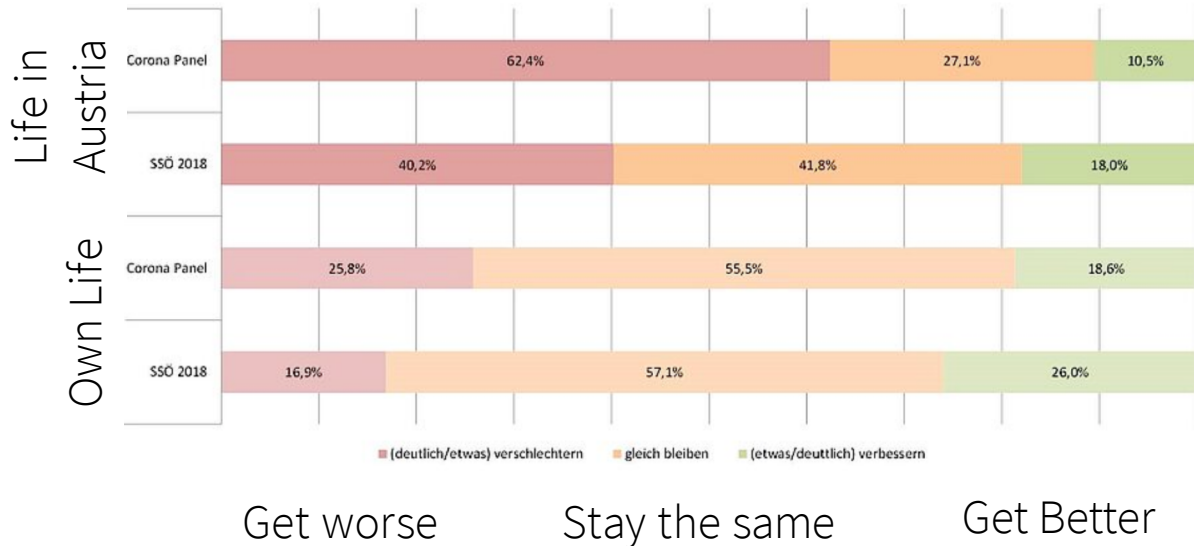


(Source: Schiestl 2021)



# Economic and Social Impact: How Does the Crisis Affect People Unequally? Will There Be a “Lost Generation”?

### Future Optimism vs Pessimism



### Future Optimism vs Pessimism: Own Life

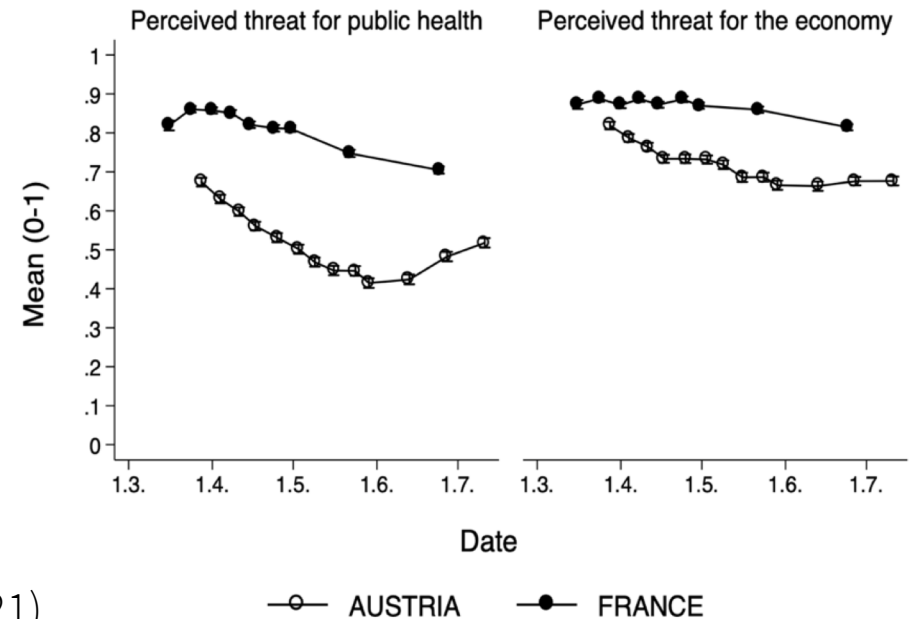
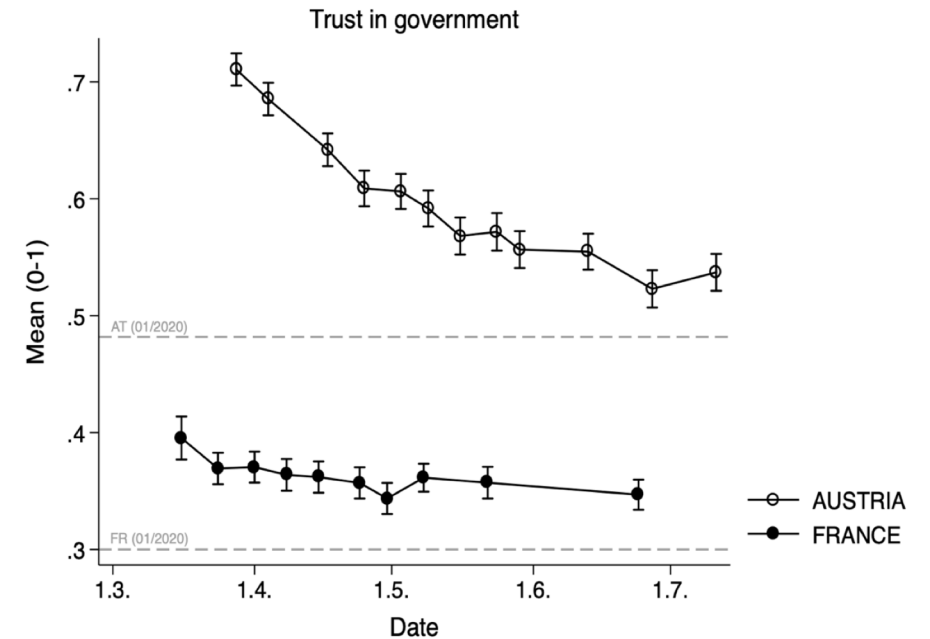






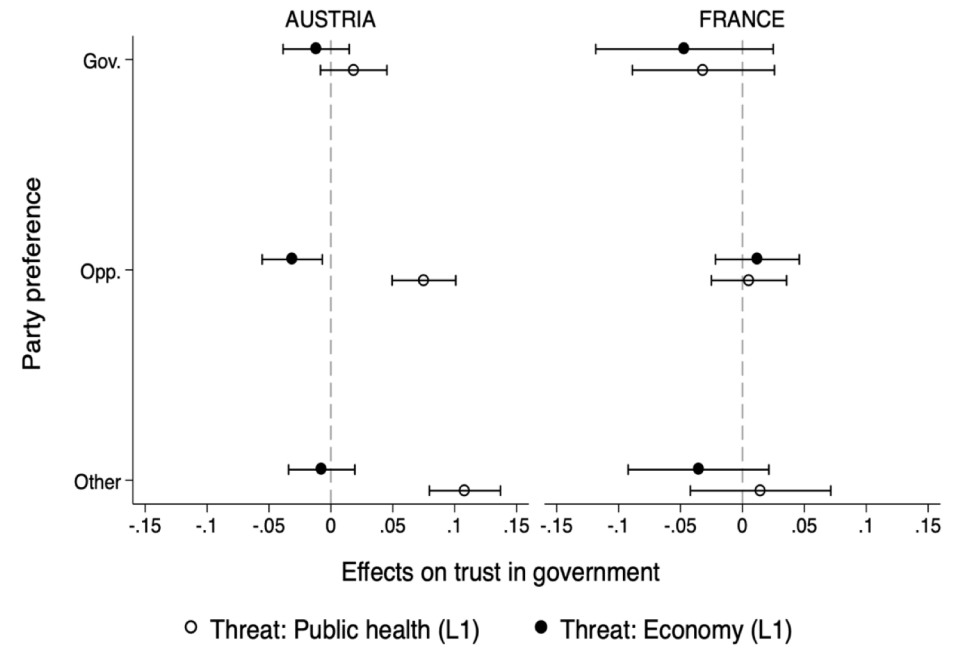
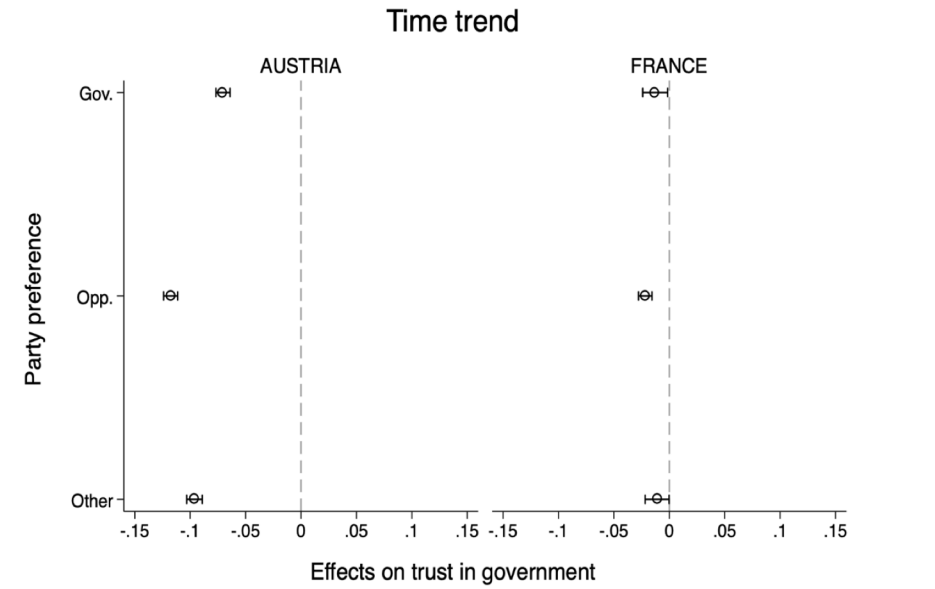
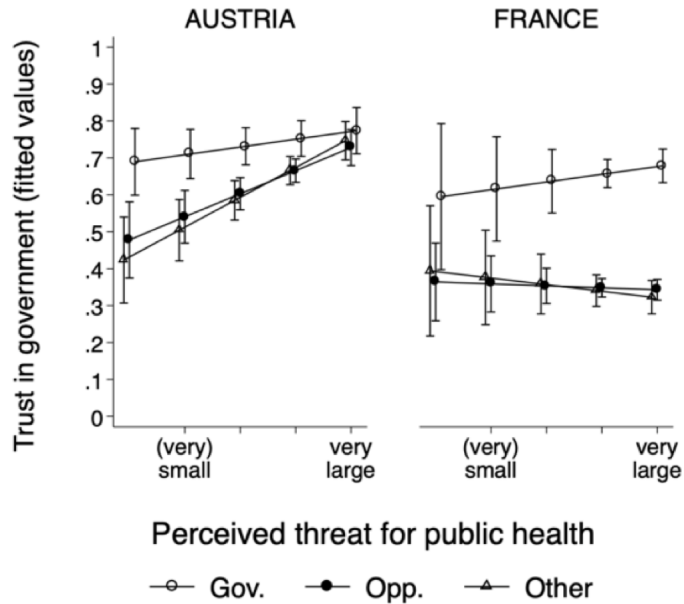
## Pandemic Politics: From the “Rally Around The Flag” Effect...

- Crises events can trigger heightened levels of support for the government, irrespective of the wisdom of the policies of the government => Rally effect
- COVID-19: two crises at once (Health crisis & economic crisis)
  - Outcome: Trust in Government
  - Predictors: Perceived threat for public health and the economy, perceptions of the government’s handling of the crisis



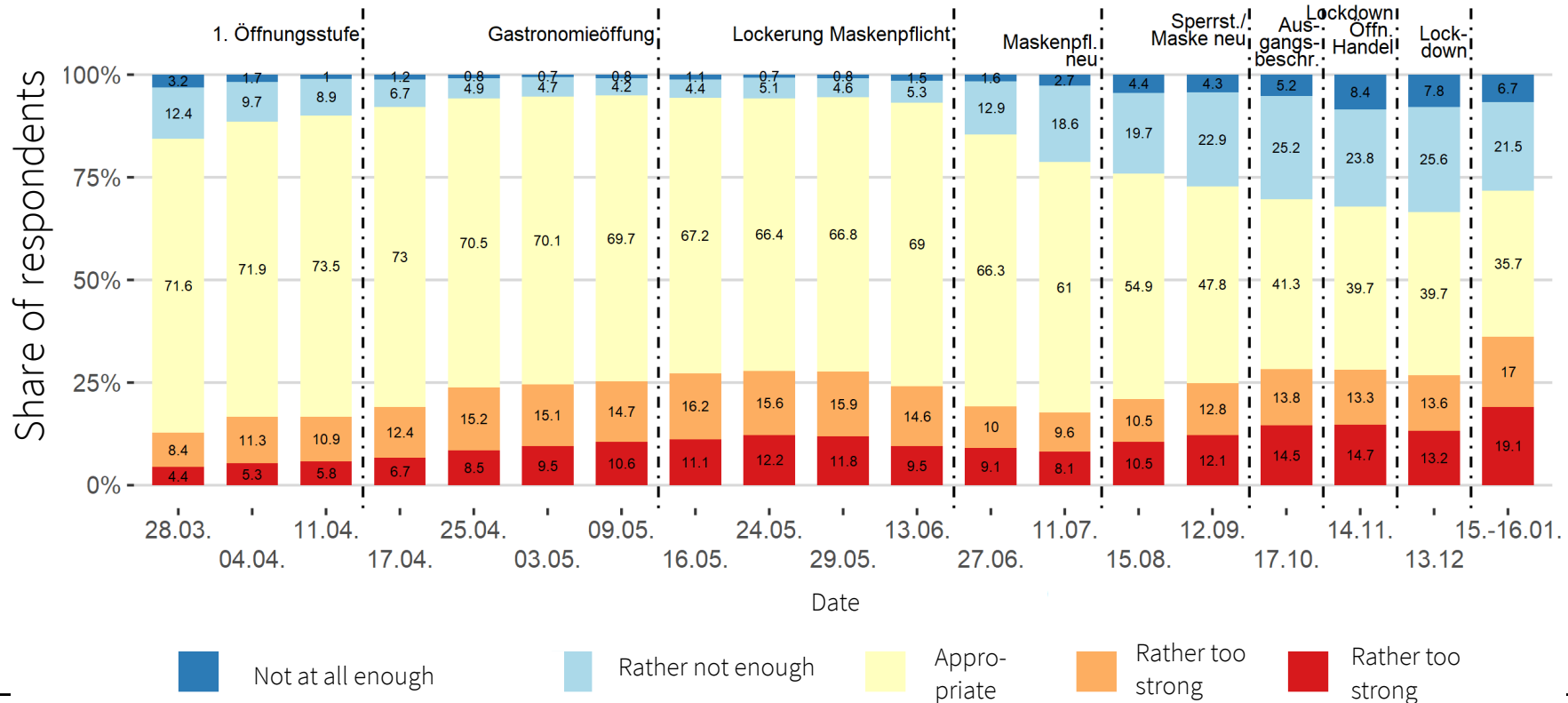


# Pandemic Politics: From the “Rally Around The Flag” Effect...





# Pandemic Politics: ...to a Pattern of Growing Polarization





## Concluding Remarks

- The COVID-19 crisis has not only transformed the way of everyday life, but also has accelerated, opened up, and tied academic social research more closely to practically relevant problems
- In this context, the Austrian Corona Panel Project (ACPP) has gathered panel data suitable to assess a broad array of questions related to the dynamics of health behaviour as well as to the economic, psychological, social and political impact of the crisis.
- The data are of high quality and made available as quickly as possible to global academic community.
- The findings so far demonstrate that the crisis has affected public life in various ways. They illuminate the underlying motivations of preventive health behaviour, the unequal impact on groups within society, as well as the political dynamics between government and opposition.



universität  
wien

Vienna Center for Electoral Research

**Thank you!**

---



## References

- Kittel, B., Kritzinger, S., Boomgaarden, H., Prainsack, B., Eberl, J.-M., Kalleitner, F., ... Schiestl, D. W. (2020). The Austrian Corona Panel Project: Monitoring individual and societal dynamics amidst the COVID-19 crisis. *European Political Science*, 1–27. <https://doi.org/10.1057/s41304-020-00294-7>
  - Kittel, B., Kalleitner, F., & Schiestl, D. W. (2021). Avoiding a public health dilemma: Social norms and trust facilitate preventive behaviour if individuals perceive low COVID-19 health risks. [10.31235/osf.io/q9b23](https://doi.org/10.31235/osf.io/q9b23)
  - Paul, K., Eberl, J.-M., Partheymüller, J. (2021): Policy-Relevant Attitudes Towards COVID-19 Vaccination: A Dilemma in the Making? *Frontiers in Public Health*.
  - Kritzinger, S. et al. (2021): Rally around the flag: The COVID-19 Crisis and Trust in the National Government. *West European Politics*.
  - For all other references see: VieCER Corona-Blog: <https://viecer.univie.ac.at/coronapanel/corona-blog/>
-

# Work less, help out more?

The persistence of gender inequality in housework and childcare during UK COVID-19.

Anna Zamberlan, Filippo Gioachin, Davide Gritti

# Introduction

## COVID-19 and labour market changes

- The COVID-19 pandemic has led to substantial changes in terms of **employment status** and **working hours**
- Labour changes may have **non-economic effects** (Brand, 2015) on a variety of life outcomes, including household production and the gender division of domestic tasks
- A reduction in working hours during strict lockdown inevitably led to an increase in hours spent **within the house**



# Research Questions

Has the **reduction in working hours** due to COVID-19 strict lockdown led heterosexual partners to **reallocate time** dedicated to housework and childcare?

Is such potential time reallocation **moderated by the type of household** in terms of partners' relative contribution to total labour income (male breadwinner, female breadwinner, or in which both members contribute equally)?

# Expectations (I) – time availability

During lockdown, the increased use of the house and the unavailability of schools or day-care centres plausibly increased the need for both housework and childcare (which could not be outsourced).

Concomitantly, working hours decreased for both men and women.

**Time availability Hypothesis:** *We would expect involvement in housework and childcare to increase in step with the reductions in paid hours.*

## Expectations (II) – relative resources

The family member with more resources (the monetary breadwinner) is in the position to bargain domestic tasks away, independently from the amount of housework and childcare to be performed and from his or her working hours.

**Relative resources Hypothesis:** *We should expect breadwinners not to alter the time they devote to housework and childcare, even after a reduction in paid hours.*

# Expectations (III) – ‘doing gender’

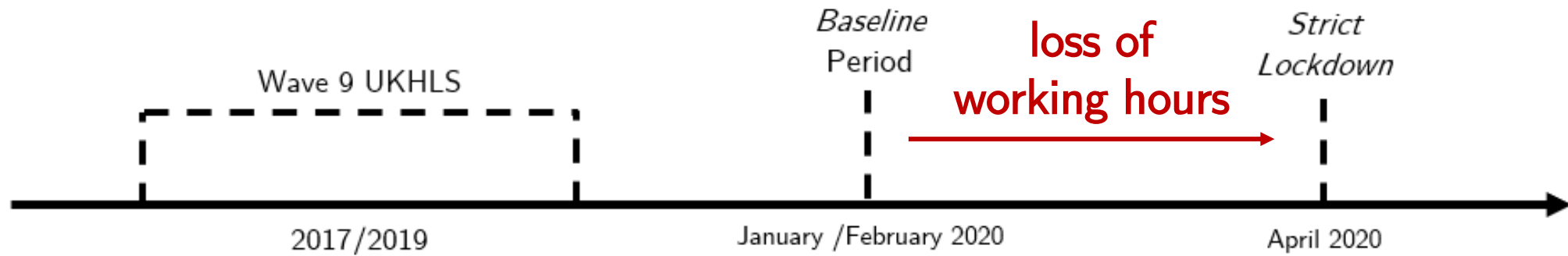
Deviance from traditional gender norms (man as the income-earner, woman as the caregiver) triggers counter-reactions aimed to ‘display gender’ or to ‘neutralize deviance’.

**‘Doing gender’ Hypothesis:** *We would expect women to increase the time devoted to domestic labour and men to reduce it if the man’s paid hours reduce or when the woman is the chief breadwinner.*

# Data

- **Understanding Society COVID-19 study**
  - From the longitudinal household sample of the **UK Household Longitudinal Study (UKHLS)**
  - **Monthly-level** information
  - **Cross-sectional** (from April 2020) and **retrospective** (referred to January and February 2020)
  - Collected through **web surveys**: lower response rate compared to the usual UKHLS, but acceptable level of bias (Benzeval et al., 2020)
- **April wave** to focus on the strict lockdown
- Linked with **UKHLS wave 9** (2017/2019)
  - To retrieve important characteristics not included in the COVID-19 study (partner id, recent job-related details)

# Data



# Sample

- Cohabiting heterosexual couples
- Aged less than 65
- Participated both in the UKHLS wave 9 and in the April wave of the COVID-19 study
  
- Two distinct analytic samples:
  1. **Housework sample**
  2. **Childcare sample**

# Analytical strategy (I)

At the couple-level, we define couples in which

1. no reduction in working hours occurred (the **reference group**)
2. only the man lost working hours
3. only the woman lost working hours
4. both members decreased their time in paid work

$Y$  = **female share** of the sum of partners' hours spent in housework and childcare, separately



# Analytical strategy (II)

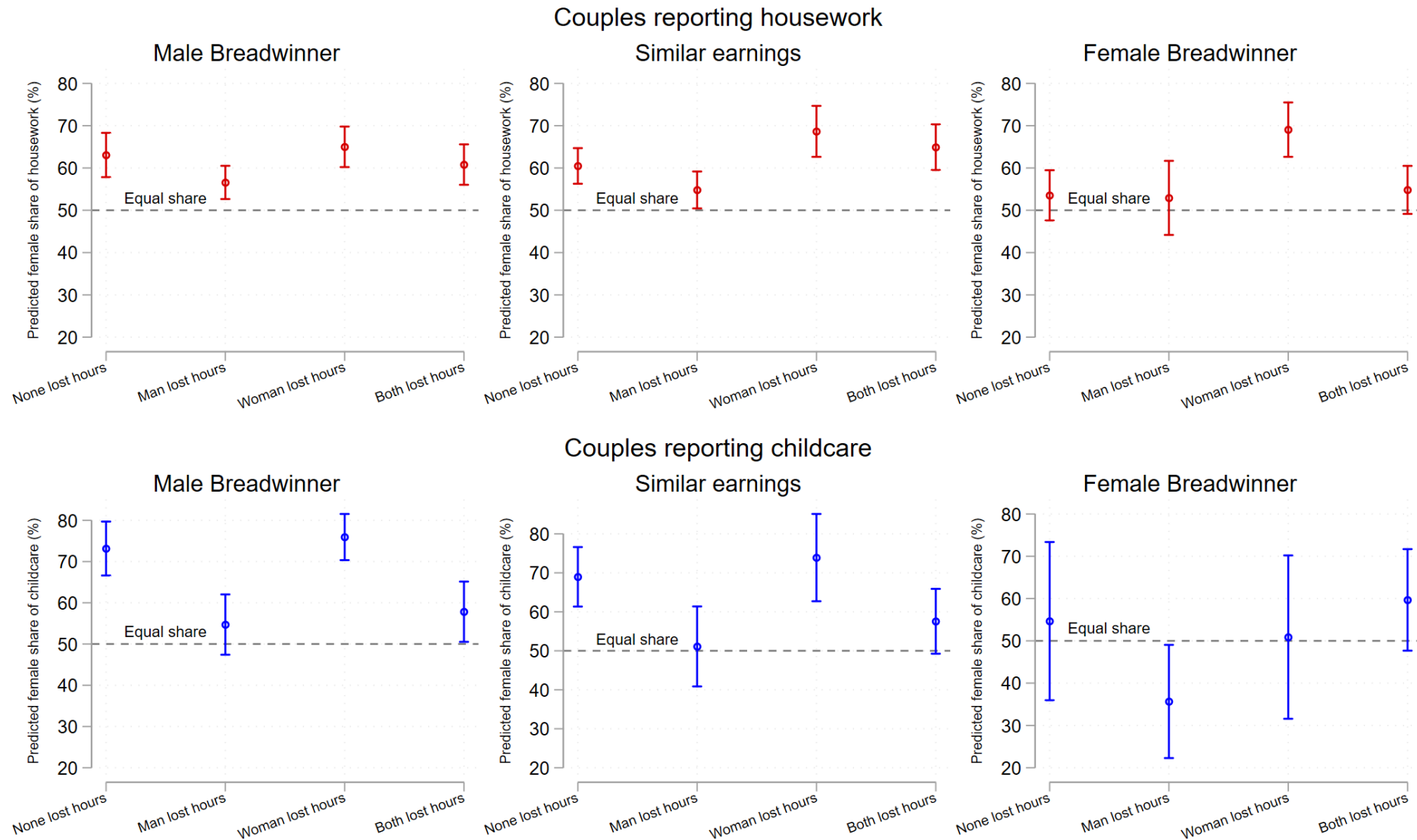
## the design

- We compare (almost) equivalent couples (**selection on observables assumption**) in which only the work involvement has changed between the baseline period and the lockdown
- OLS regressions including potential observed confounders that can determine both partners' specific risk of decreasing working hours and couple's engagement in housework/childcare

# Results

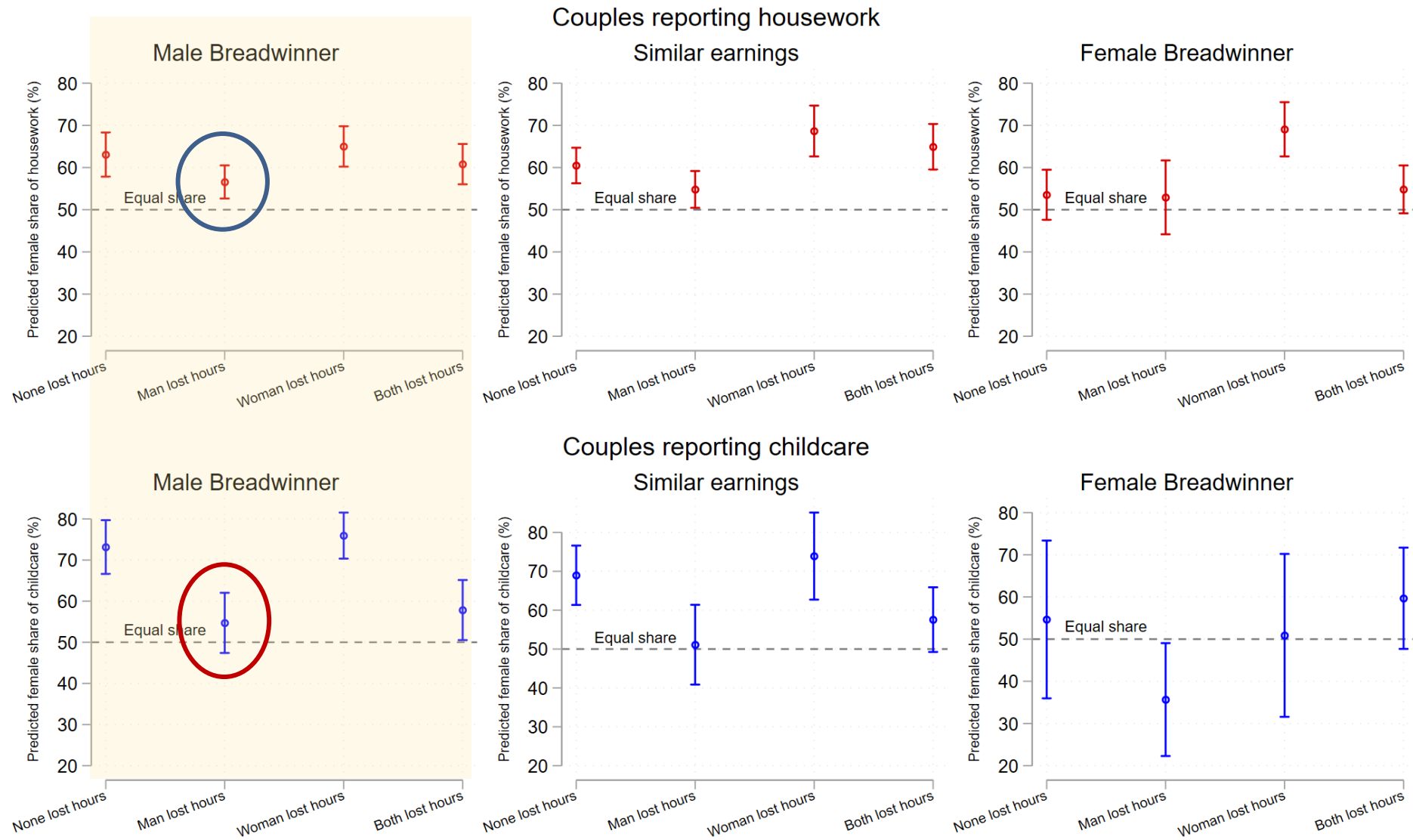
Work less, help out more?

# Share of domestic chores across breadwinning types in UK



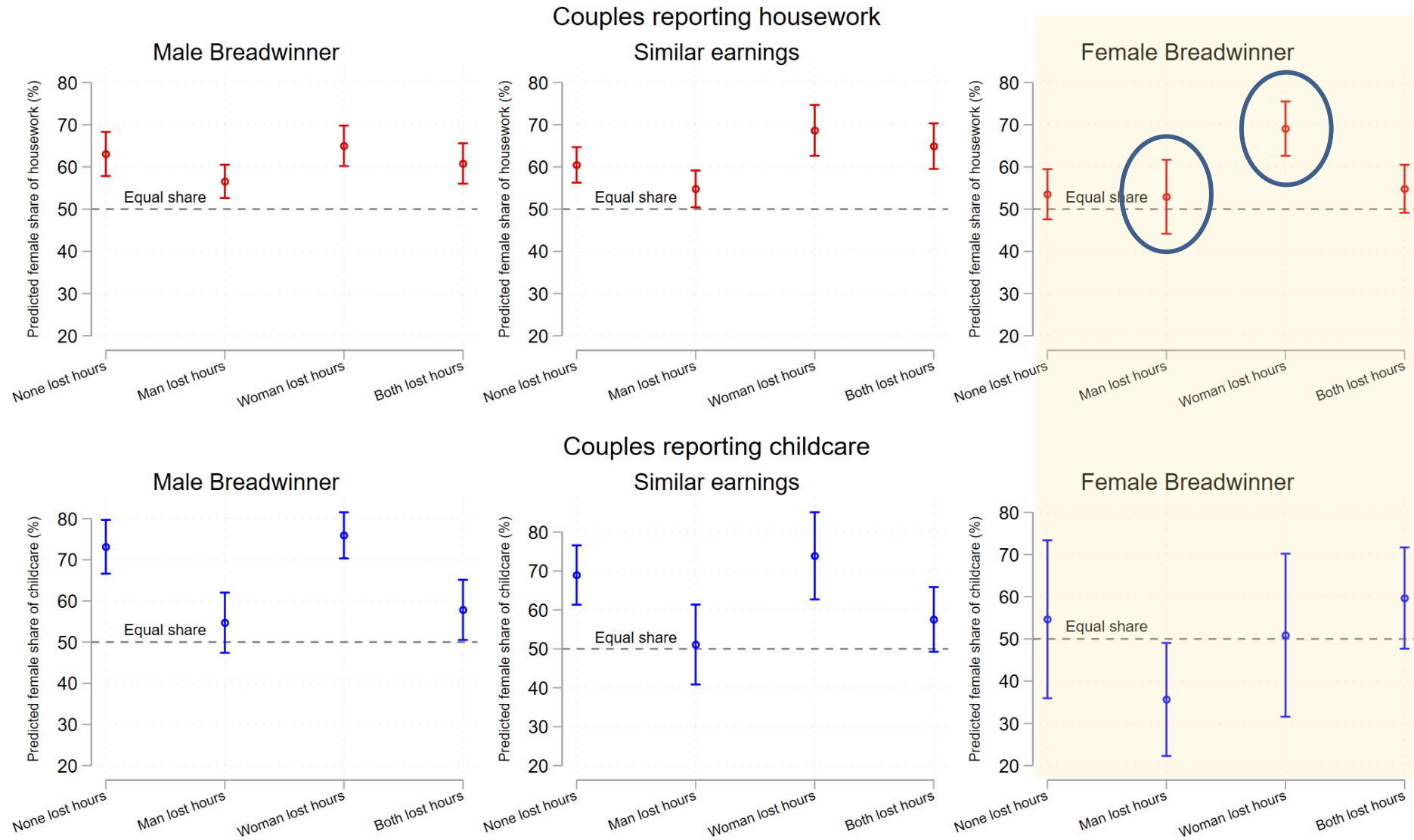
Notes: Weighted estimation. Housework N 2206, Childcare N 910

# Share of domestic chores across breadwinning types in UK



Notes: Weighted estimation. Housework N 2206, Childcare N 910

# Share of domestic chores across breadwinning types in UK



Notes: Weighted estimation. Housework N 2206, Childcare N 910

# Discussion

- Overall **higher additional commitment of women** in case of a reduction in working hours  
→ H1 (time availability) only partly confirmed
- Some evidence in favour of the **relative resources** perspective  
→ H2 confirmed in male breadwinner families
- Likely presence of '**doing gender**' mechanisms  
→ H3 confirmed in female breadwinner households

...and then what happened?

Work less, help out more?

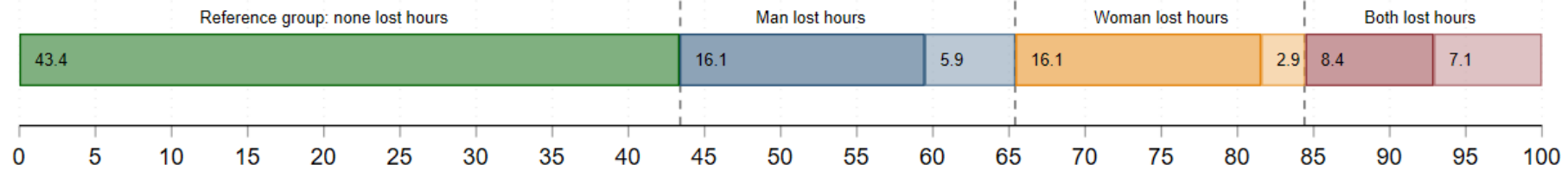
# Data – updated

- **Understanding Society COVID-19 study**
  - Five later time points: (April), July, September, November, and January 2021
  - Possible attrition issues?
- Linked with **UKHLS wave 9** (2017/2019)

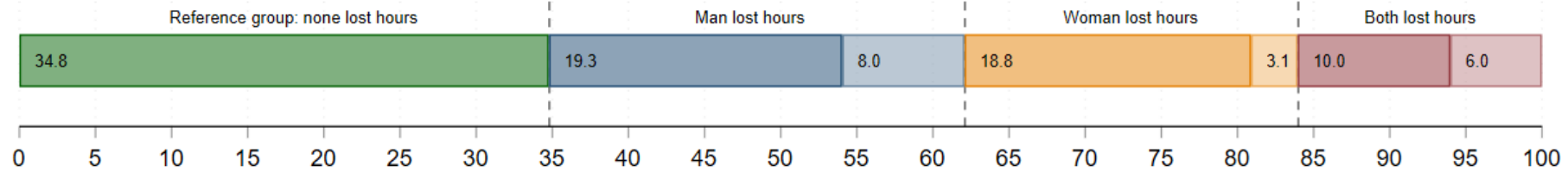


## Distribution of changes in working hours across couples, percentages

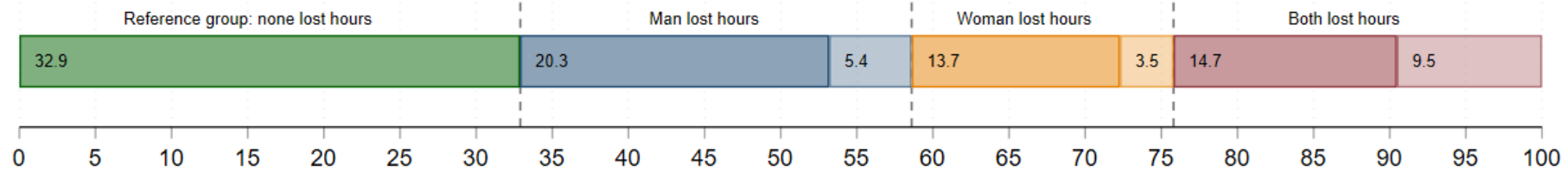
**Full sample** in April 2020: 2433 couples (unweighted) 2136 couples (weighted)



**Balanced housework sample:** 891 couples (unweighted) 800 couples (weighted)

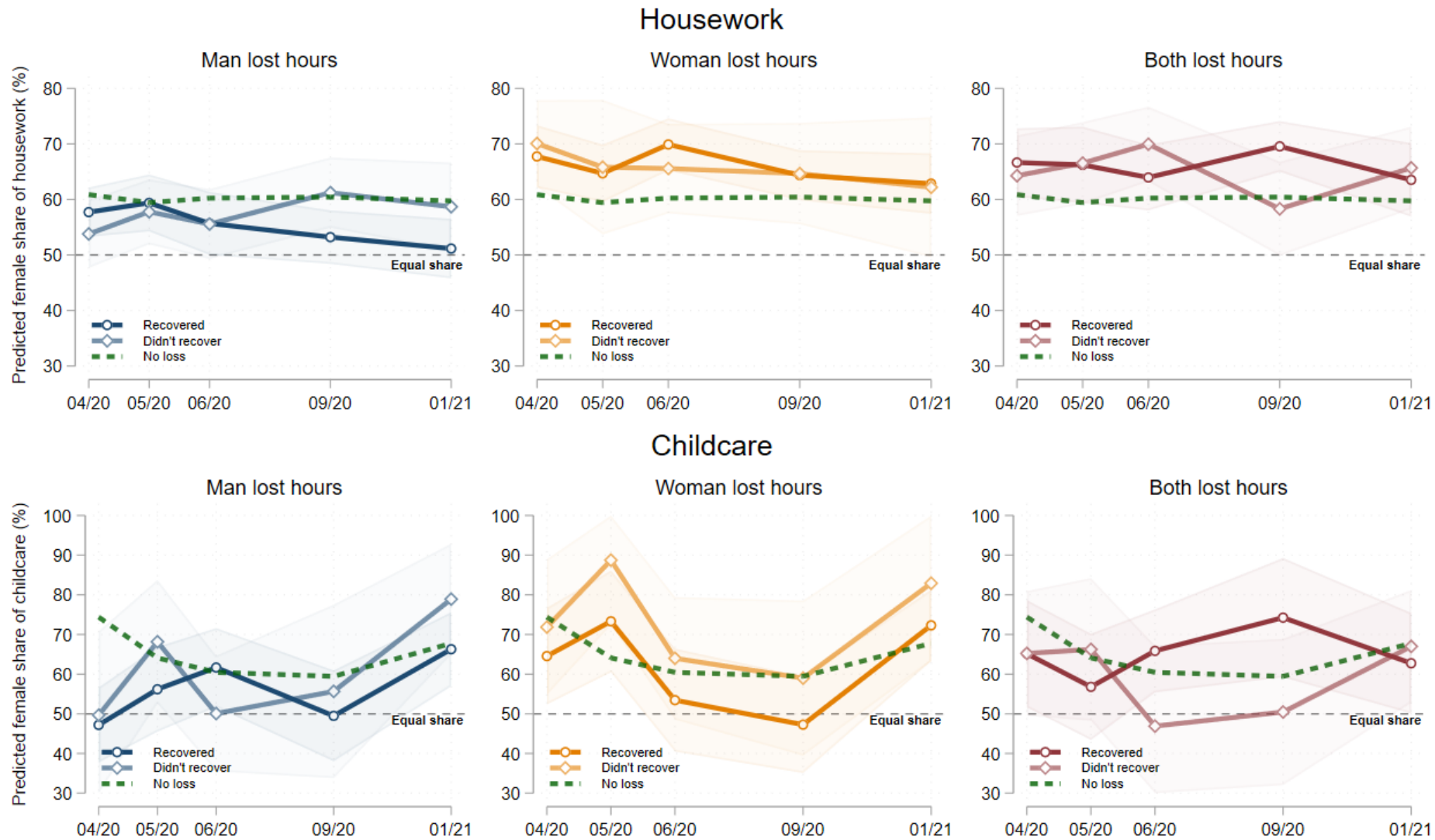


**Balanced childcare sample:** 287 couples (unweighted) 257 couples (weighted)

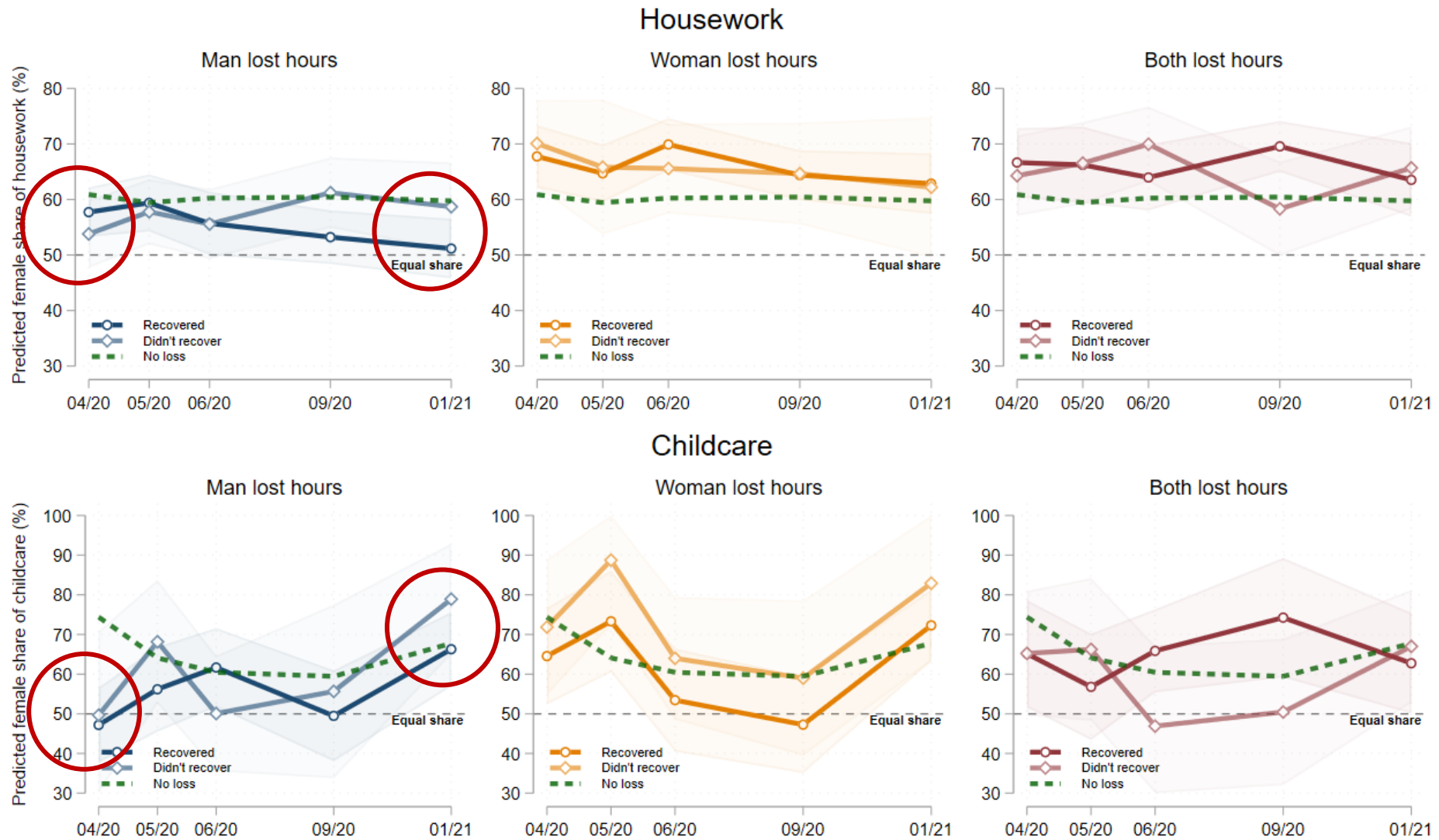


**Data:** Understanding Society (9th wave) + UKHLS Covid Survey W1-W8.

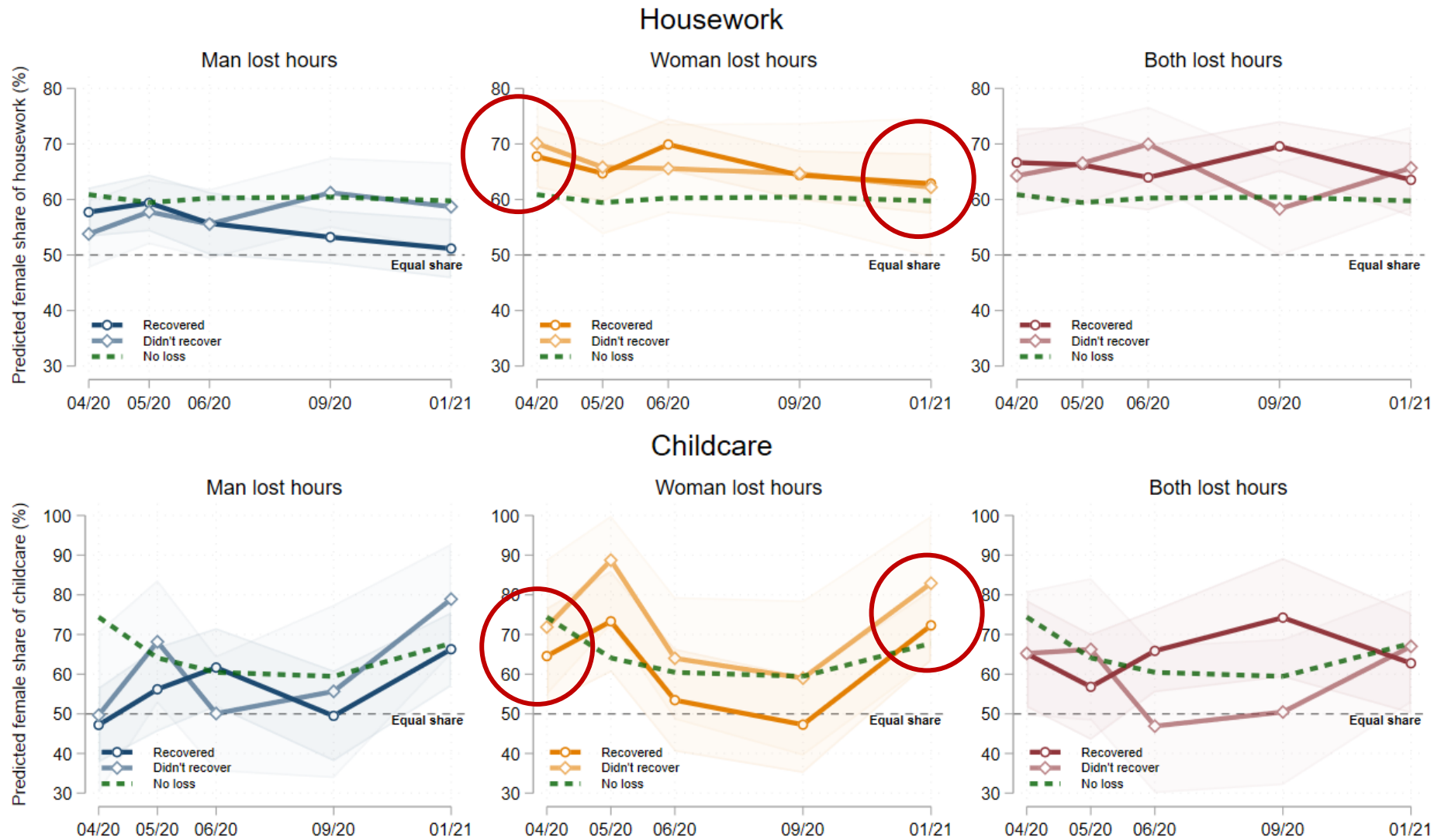
**Notes:** Couples are grouped depending on who lost hours in April 2020 and on the modal status (recovered/did not recover) in the following months.



**Data:** Understanding Society (9th wave) + UKHLS Covid Survey W1-W8.  
**Housework sample:** April: 893; May: 893; June: 883; September: 871; January: 856.  
**Childcare sample:** April: 350; May: 348; June: 335; September: 316; January: 325.



**Data:** Understanding Society (9th wave) + UKHLS Covid Survey W1-W8.  
**Housework sample:** April: 893; May: 893; June: 883; September: 871; January: 856.  
**Childcare sample:** April: 350; May: 348; June: 335; September: 316; January: 325.



**Data:** Understanding Society (9th wave) + UKHLS Covid Survey W1-W8.  
**Housework sample:** April: 893; May: 893; June: 883; September: 871; January: 856.  
**Childcare sample:** April: 350; May: 348; June: 335; September: 316; January: 325.

# Discussion & Conclusions

- The **short-term reaction** to a loss of working hours was an increase in time dedicated to unpaid labour by the partner who decreased hours of paid labour
- If the shock led to more gender inequality → this lasted in the following months
- If the shock led to more gender equality → it did not last for long: fast increase in the female share of time devoted to unpaid labour
- General disposition of all couples to settle into a **gender-unequal equilibrium**

# Thank you!


[anna.zamberlan@unitn.it](mailto:anna.zamberlan@unitn.it)


Work less, help out more?



# CESSDA Roadshow COVID-19

1. As a CESSDA COVID-19 ambassador, what steps has CESSDA taken to improve discoverability of this suddenly new kind of behavioural data collected across its SPs?
2. Based on the presentations earlier how would you describe the societal impacts of COVID-19 related data?





# Roadshow on COVID-19

30 September 2021  
14:00-16:00 CEST


SAVE THE DATE

## 5 min virtual refreshment break

[cessda.eu](https://cessda.eu)  [@CESSDA\\_Data](https://twitter.com/CESSDA_Data)  [linkedin.com/company/cessda](https://linkedin.com/company/cessda)

CESSDA is an ESFRI (European Strategy Forum on Research Infrastructures) Landmark. CESSDA is an ERIC (European Research Infrastructure Consortium), a European legal entity.





Got 3 minutes?  
We'd love your input!  
Take our data users' survey by  
clicking the link in the chat!

Or directly:

<https://www.surveymonkey.de/r/M79BWWC>

*The survey data collected by CESSDA will improve CDC user experience. IP addresses are NOT collected. Emails given as part of the qualitative component will be deleted upon completion of the interview, in compliance with GDPR requirements.*

# CESSDA DMEG™

## Data Discovery, Archiving & Publication Routes

---

*Ricarda Braukmann (DANS), <https://orcid.org/0000-0001-6383-7148>*

*30 September 2021*



cessda.eu



@CESSDA\_Data

# The Data Management Expert Guide

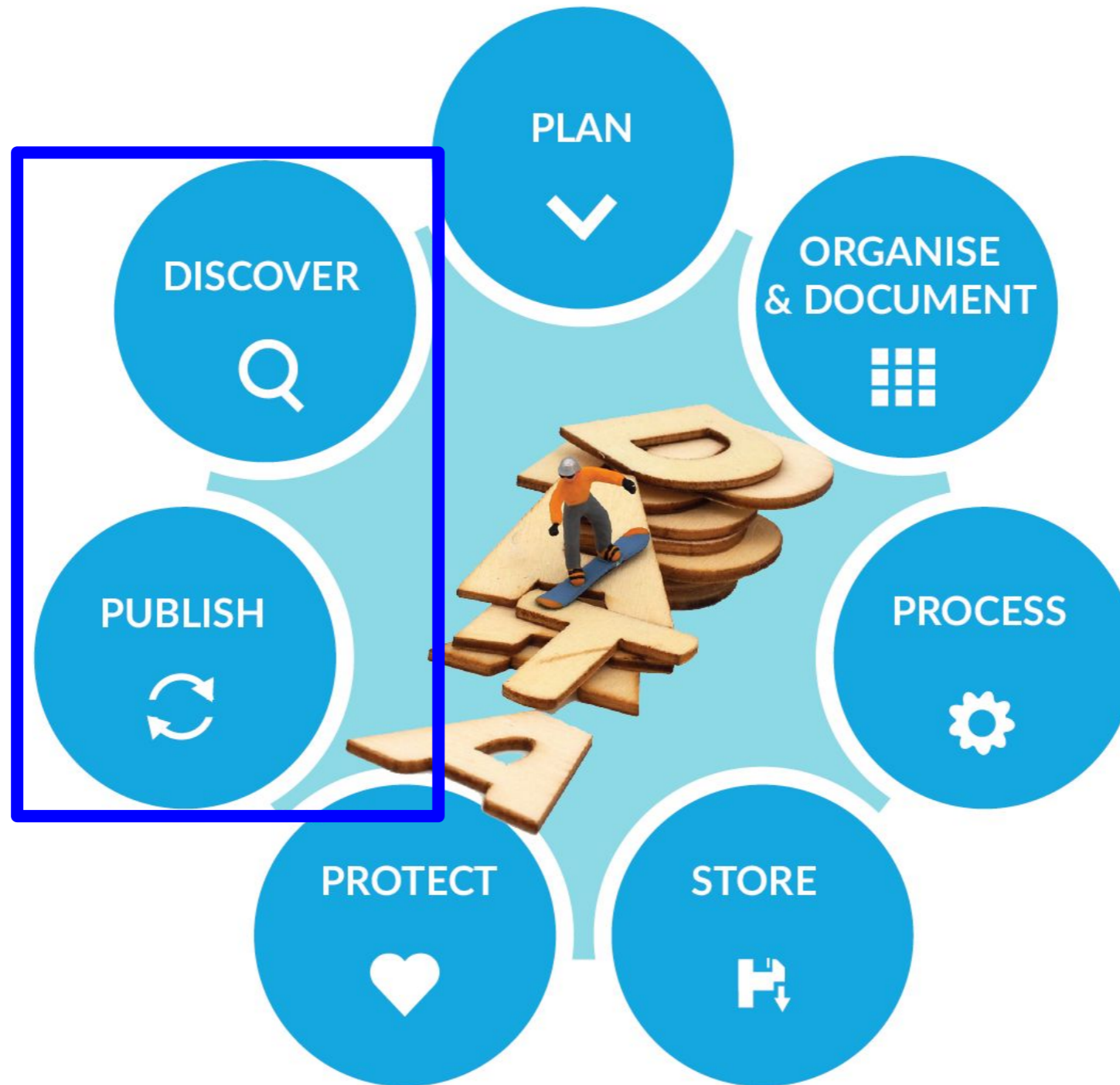
- Guide on Research Data Management (RDM)
  - For early career researchers (in the social sciences)
- Provides information on Research Data Management (RDM) in one central place
- Created by CESSDA training team 2017-2020
- Free to use at [www.cessda.eu/dmeg](http://www.cessda.eu/dmeg)



# Follows the data life cycle



# Follows the data life cycle



# The importance of FAIR

In order to make data useful for others, it needs to be...



**F**indable

**A**ccessible

**I**nteroperable

**R**eusable

→ The DMEG can help researchers to do that!

# Archive & Publish



# Archive & Publish

- Selecting data for publication
  - Think about what (part of the) data you want to publish
  - Are you allowed to share your data?
  - Do you have consent for sharing from participants?

→ You can *archive* data without making it publicly available!





# Archive & Publish

- There are multiple ways to publish data

⊕ Journal supplementary material service

⊕ Institutional data repository

⊕ General purpose repository

⊕ Domain specific data repository

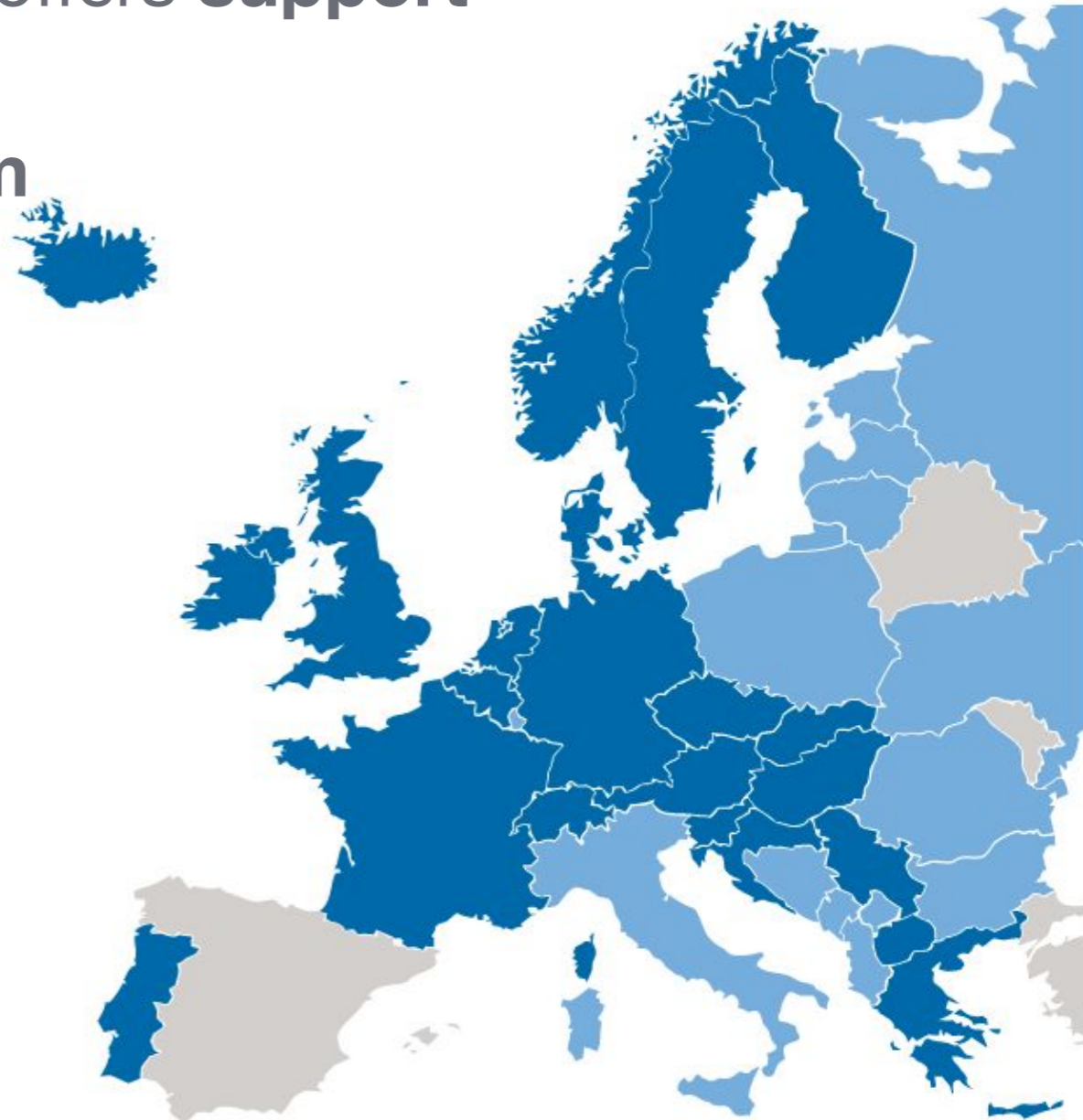
⊕ Trusted domain specific data repository



# Trustworthy Digital Repository




- Is a **certified** archive
- Serves a **specific community** and offers **support**
- Stores data **safely** for the **long term**
- Offers **curation** (e.g. transforms file formats)
- Offers data publishing **options**



# Trustworthy Digital Repository

→ Helps you to make your data FAIR

- Your data gets a Persistent Identifier 
- The (meta)data is discoverable
- You can specify license and re-use agreements




# The DMEG provides information about

- finding a suitable repository
- special regulations when archiving personal data
- access conditions and licenses
- promoting your data after publication

**re3data.org**  
REGISTRY OF RESEARCH DATA REPOSITORIES

Search...

Search

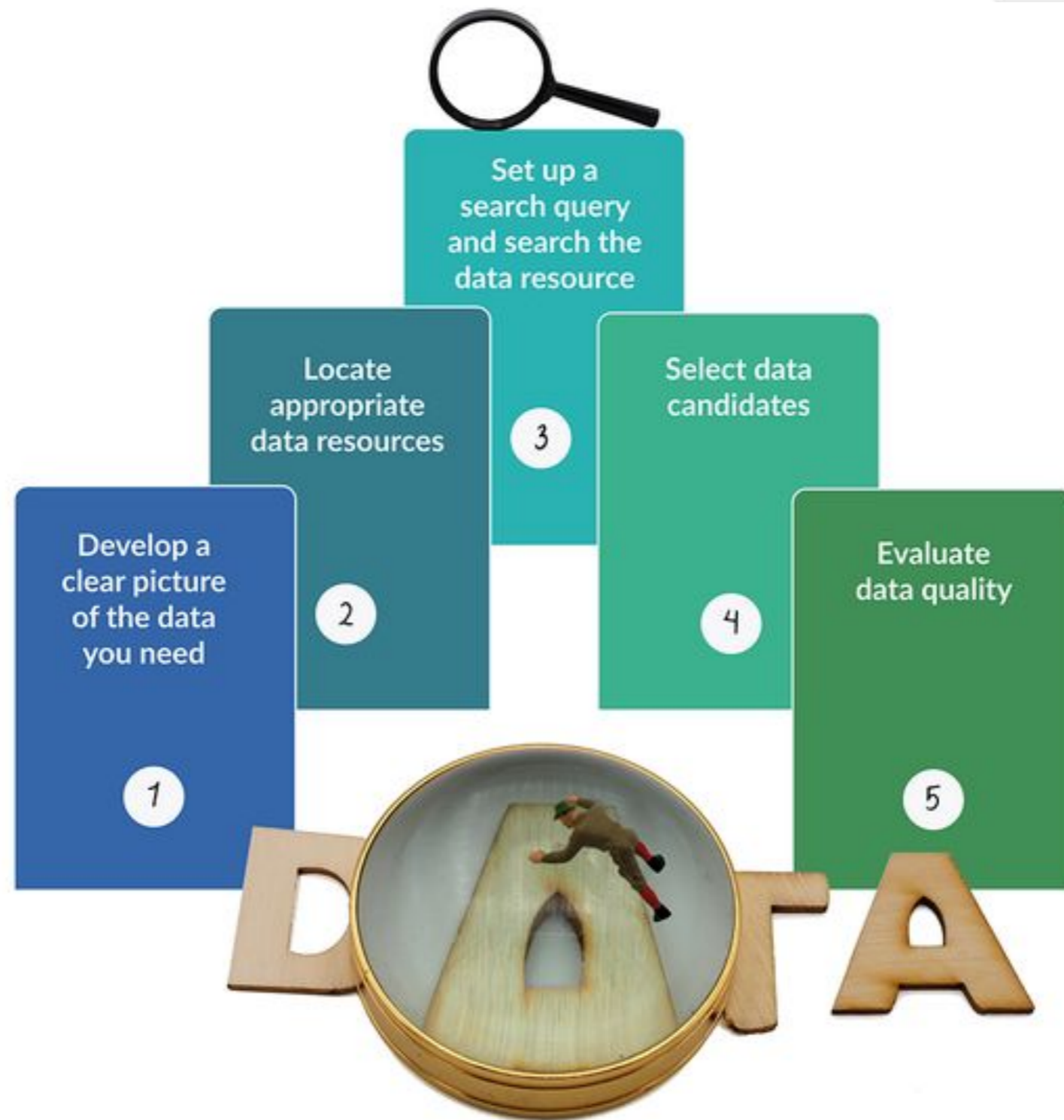


License	Copy & redistribute?	Attribution required?	Commercial use?	Modify & adapt?	Change license?
CC BY-NC-ND	Y	N	Y	Y	Y
CC BY	Y	Y	Y	Y	Y
CC BY-SA	Y	Y	Y	Y	N
CC BY-ND	Y	Y	Y	N	Y
CC BY-NC	Y	Y	N	Y	Y
CC BY-NC-SA	Y	Y	N	Y	N
CC BY-NC-ND	Y	Y	N	N	Y

# Follows the data life cycle



# Data Discovery



# Data Discovery

- Data Archives as data resources

Important (trusted) domain repositories are:

- ⊕ CESSDA Archives
- ⊕ Out-of-CESSDA European social sciences data archives
- ⊕ Selected non-European data archives
- ⊕ Other important data repositories







# cessda.eu/dmeg

The screenshot shows a web browser window with the following elements:

- Browser Tab:** Data Management Expert Guide x +
- Address Bar:** cessda.eu/Training/Training-Resources/Library/Data-Management-Expert-Guide
- Page Header:** Consortium of European Social Science Data Archives
- Logo:** cessda TRAINING
- Navigation Bar:** Home, EVENT CALENDAR, TRAINING RESOURCES, ABOUT. Social media icons for YouTube and Twitter.
- Breadcrumbs:** Training / Training Resources / Data Management Expert Guide
- Main Content:**
  - Image:** A 3D rendering of the word "DATA" in large, light-colored letters, with a small figure of a person standing on top of the letters.
  - Section Header:** Data Management Expert Guide
  - Text:** This guide is designed by European experts to help social science researchers make their research data Findable, Accessible, Interoperable and Reusable (FAIR).
  - Text:** You will be guided by different European experts who are - on a daily basis - busy ensuring long-term access to valuable social science datasets, available for discovery and reuse at one of the [CESSDA social science data archives](#).
  - Text:** You can [download](#) the full DMEG for your personal study offline (DOI: [10.5281/zenodo.3820473](#)). PDFs for every [single chapter](#) are also available for being printed as handouts for training.
- Search Bar:** Search this guide [Search button]

# Supporting data publications in the social sciences

---

*Ricarda Braukmann (DANS)*

*30 September 2021*



cessda.eu




@CESSDA\_Data

# DANS

Data Archiving and Networked Services

*Dutch National Centre of Expertise and  
Repository for Research Data.*

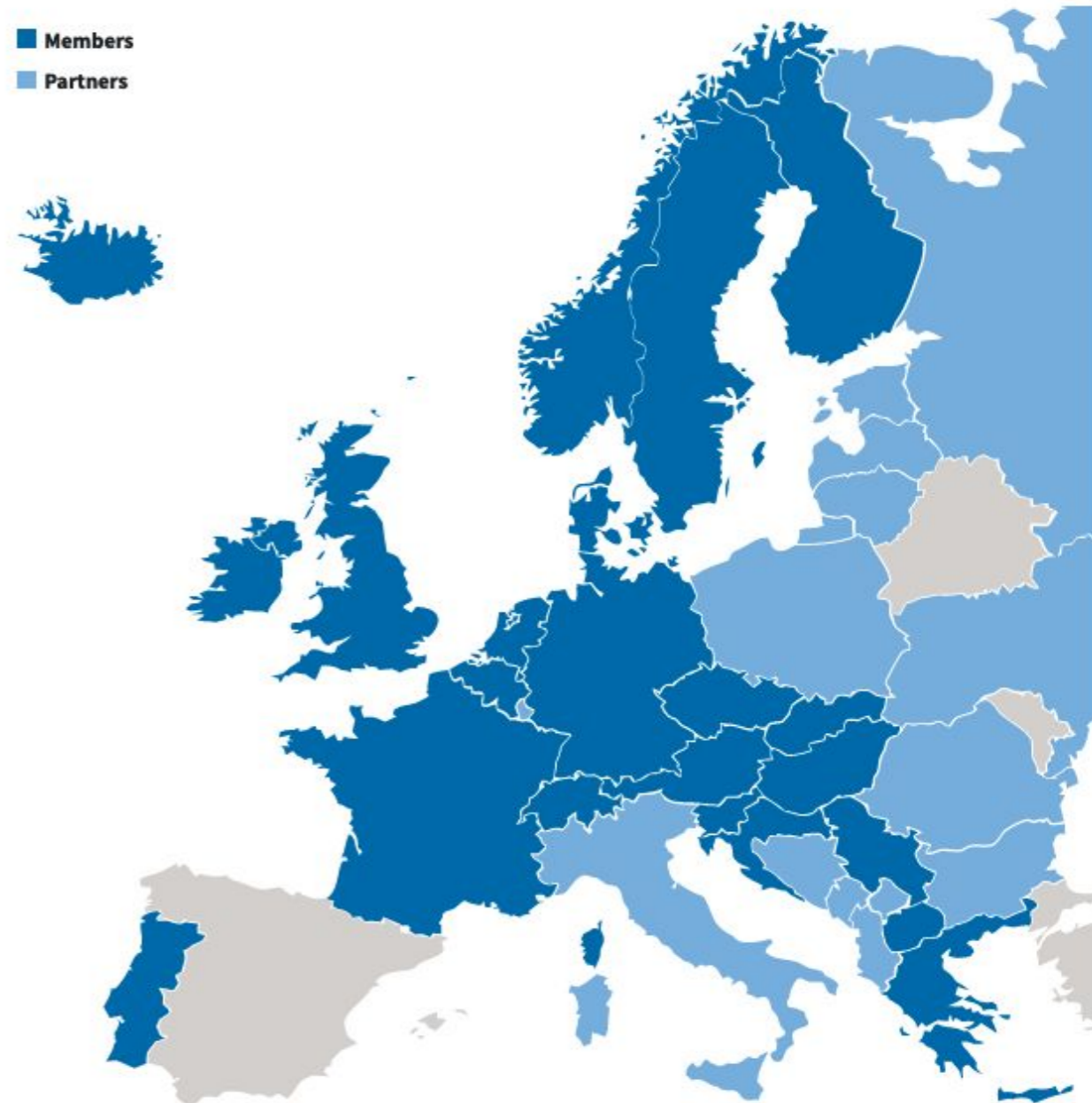
- Trustworthy Digital Repository
- Service Provider of CESSDA



[dans.knaw.nl/nl](https://dans.knaw.nl/nl)



■ Members  
■ Partners

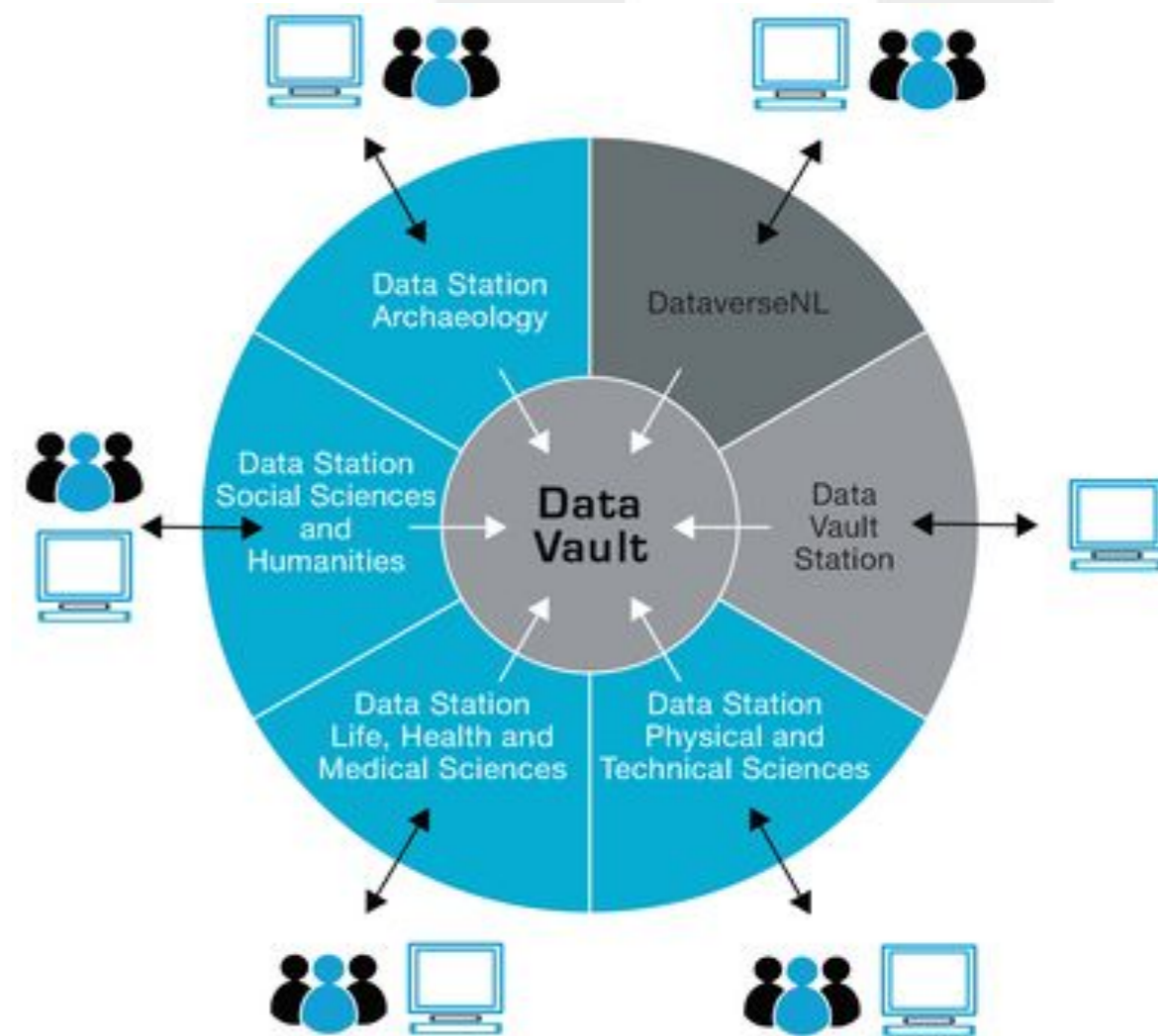


# DANS

Data archiving services

→ **Domain-specific data stations:** where researchers can archive and publish data.

→ **DataverseNL:** repository service for national institutes to manage data deposits from their researchers.



The  
**Dataverse**<sup>®</sup>  
Project 

# Example COVID-19 dataset

COVID-19 dataset for which researchers had specific requirements that we could accommodate in Dataverse.

## Welcome to DataverseNL

Store, share and publish research data online. Use the slider below to access the dataverses of the DataverseNL partners. If you want to try out the DataverseNL features, please visit our [demo-site](#).



Utrecht University

Utrecht University



4TU.ResearchData



Maastricht University

Maastricht University



rijksuniversiteit  
 groningen

University of Groningen



# Example COVID-19 dataset

**Metrics** 160,347 Downloads Contact Share

COVID-19   [Advanced Search](#)

**Dataverses (2)**  
 **Datasets (17)**  
 **Files (76)**

**Dataverse Category**  
Research Group (1)  
Research Project (1)

**Publication Year**  
2021 (22)  
2020 (48)  
2019 (8)  
2018 (4)  
2017 (8)  
[More...](#)

**Author Name**  
Sari, Betty Tjipta (3)  
Bender, Michael (2)  
Chasiotis, Atha (2)  
Vijver, Fons van de (2)  
Achterberg, Michelle (1)  
[More...](#)

**Subject**  
Social Sciences (9)  
Medicine, Health and Life Sciences (3)

**1 to 10 of 95 Results** Sort ▾

**Mapping the Moods of Covid 19 Dataverse** (University of Groningen)  
Nov 13, 2020 Heymans Institute for Psychological Research

**Improvise, adapt, overwork? Understanding and learning from hospitals' adaptations to COVID-19** (Maastricht University)  
Jun 30, 2021 Health Services Research (HSR)

**COVID-19 impact well-being hospital staff**  
Sep 10, 2021 - UG Faculty of Economics and Business  
Brake, Joost van de, 2021, "COVID-19 impact well-being hospital staff", <https://doi.org/10.34894/HFU7R4>, DataverseNL, V2  
... Datasets related to the ZonMW funded research project "COVID-19 impact well-being hospital staff". ...  
Keyword Term: **Covid-19**

**Estimated number of patients who contact the general practitioner for the first time with COVID-19**  
Sep 1, 2021 - NIVEL  
M. Hooiveld, 2020, "Estimated number of patients who contact the general practitioner for the first time with COVID-19-like symptoms", <https://doi.org/10.34894/FQGRKC>, DataverseNL, V24  
... (Monday through Sunday) number of patients with symptoms that could indicate **COVID-19**, based ...  
Alternative URL: <https://www.nivel.nl/nl/nivel-zorgregistraties-eerste-lijn/monitor-cijfers-covid-19-achtige>  
Alternative Title: Aantal patiënten met een eerste contact vanwege **COVID-19**-achtige klachten bij de huisarts  
Related Publication Citation: **COVID-19**-achtige klachten in huisartsenpraktijken. Nivel Zorgregistraties Eerste Lijn. Utrecht: Nivel

# Example COVID-19 dataset

**Metrics** 160,347 Downloads [Contact](#) [Share](#)

COVID-19  [Advanced Search](#)

[Dataverses \(2\)](#)  
 [Datasets \(17\)](#)  
 [Files \(76\)](#)

**Dataverse Category**  
[Research Group \(1\)](#)  
[Research Project \(1\)](#)

**Publication Year**  
[2021 \(22\)](#)  
[2020 \(48\)](#)  
[2019 \(8\)](#)  
[2018 \(4\)](#)  
[2017 \(8\)](#)  
[More...](#)

**Author Name**  
[Sari, Betty Tjipta \(3\)](#)  
[Bender, Michael \(2\)](#)  
[Chasiotis, Atha \(2\)](#)  
[Vijver, Fons van de \(2\)](#)  
[Achterberg, Michelle \(1\)](#)  
[More...](#)

**Subject**  
[Social Sciences \(9\)](#)  
[Medicine, Health and Life Sciences \(3\)](#)

**1 to 10 of 95 Results** [Sort](#)

**Mapping the Moods of Covid 19 Dataverse** (University of Groningen)  
Nov 13, 2020 Heymans Institute for Psychological Research

**Improvise, adapt, overwork? Understanding and learning from hospitals' adaptations to COVID-19** (Maastricht University)  
Jun 30, 2021 Health Services Research (HSR)

**COVID-19 impact well-being hospital staff**  
Sep 10, 2021 - UG Faculty of Economics and Business  
Brake, Joost van de, 2021, "COVID-19 impact well-being hospital staff", <https://doi.org/10.34894/HFU7R4>, DataverseNL, V2  
... Datasets related to the ZonMW funded research project "COVID-19 impact well-being hospital staff". ...  
Keyword Term: **Covid-19**

**Estimated number of patients who contact the general practitioner for the first time with COVID-19**  
Sep 1, 2021 - NIVEL  
M. Hooiveld, 2020, "Estimated number of patients who contact the general practitioner for the first time with COVID-19-like symptoms", <https://doi.org/10.34894/FQGRKC>, DataverseNL, V24  
... (Monday through Sunday) number of patients with symptoms that could indicate **COVID-19**, based ...  
Alternative URL: <https://www.nivel.nl/nl/nivel-zorgregistraties-eerste-lijn/monitor-cijfers-covid-19-achtige>  
Alternative Title: Aantal patiënten met een eerste contact vanwege **COVID-19**-achtige klachten bij de huisarts  
Related Publication Citation: **COVID-19**-achtige klachten in huisartsenpraktijken. Nivel Zorgregistraties Eerste Lijn. Utrecht: Nivel

# doi.org/10.34894/FQGRKC

DataverseNL > DANS > NIVEL >

## Estimated number of patients who contact the general practitioner for the first time with COVID-19-like symptoms

Version 24.0



M. Hooiveld, 2020, "Estimated number of patients who contact the general practitioner for the first time with COVID-19-like symptoms", <https://doi.org/10.34894/FQGRKC>, DataverseNL, V24

Cite Dataset ▾

Learn about [Data Citation Standards](#).

Access Dataset ▾

Contact Owner

Share

Dataset Metrics ⓘ

80 Downloads ⓘ

### Description ⓘ

A representative sample of around 380 GP practices across the Netherlands provide data once a week to the Nivel (Netherlands Institute for Health Services Research) Primary Care Database. They record reported and observed symptoms and diagnoses of the consulting patients. Using this data, Nivel calculated the weekly (Monday through Sunday) number of patients with symptoms that could indicate COVID-19, based on the diagnostic codes 'acute upper respiratory system infection', 'other respiratory infection(s)', 'influenza', 'pneumonia', 'other viral disease(s)', 'other infectious disease', 'fever', 'shortness of breath', and 'coughing', in combination with textual information provided that could indicate COVID-19. The case definition for COVID-19-like symptoms was: incident cases consulting their GP with symptoms related to COVID-19, who have not (yet) tested positive for SARS-CoV-2 virus. The numbers were updated on a weekly basis and published on the Corona Dashboard of the Ministry of Health, Welfare and Sport. Since June 2020, all persons in the Netherlands could be tested for SARS-CoV-2 virus free of charge. Persons with COVID-19-like symptoms, who consulted their GP, will therefore have been tested before in most cases. Therefore, the series has stopped in 2021, week 34.

### Subject ⓘ

Medicine, Health and Life Sciences

### Related Publication ⓘ

Hooiveld M, Hek K, Heins M, Hendriksen J, Bolt E, Weesie Y, Spreeuwenberg P, Korevaar J. Cijfers COVID-19-achtige klachten in huisartsenpraktijken. Nivel Zorgregistraties Eerste Lijn. Utrecht: Nivel, 2020.

- 380 GP practices
- provided weekly data provided
- on observed symptoms and diagnoses
- researchers calculated number of patients with symptoms that could indicate COVID-19



<b>Dataset Persistent ID</b> ?	doi:10.34894/FQGRKC
<b>Publication Date</b> ?	2020-12-08
<b>Title</b> ?	Estimated number of patients who contact the general practitioner for the first time with COVID-19-like symptoms
<b>Alternative Title</b> ?	Aantal patiënten met een eerste contact vanwege COVID-19-achtige klachten bij de huisarts
<b>Alternative URL</b> ?	<a href="https://www.nivel.nl/nl/nivel-zorgregistraties-eerste-lijn/monitor-cijfers-covid-19-achtige-klachten-huisartsenpraktijken">https://www.nivel.nl/nl/nivel-zorgregistraties-eerste-lijn/monitor-cijfers-covid-19-achtige-klachten-huisartsenpraktijken</a>
<b>Author</b> ?	M. Hooiveld (Nivel) - ORCID: 0000-0002-5513-1740
<b>Contact</b> ?	Use email button above to contact.  Directie (Nivel)
<b>Description</b> ?	<p>A representative sample of around 380 GP practices across the Netherlands provide data once a week to the Nivel (Netherlands Institute for Health Services Research) Primary Care Database. They record reported and observed symptoms and diagnoses of the consulting patients. Using this data, Nivel calculated the weekly (Monday through Sunday) number of patients with symptoms that could indicate COVID-19, based on the diagnostic codes 'acute upper respiratory system infection', 'other respiratory infection(s)', 'influenza', 'pneumonia', 'other viral disease(s)', 'other infectious disease', 'fever', 'shortness of breath', and 'coughing', in combination with textual information provided that could indicate COVID-19. The case definition for COVID-19-like symptoms was: incident cases consulting their GP with symptoms related to COVID-19, who have not (yet) tested positive for SARS-CoV-2 virus. The numbers were updated on a weekly basis and published on the Corona Dashboard of the Ministry of Health, Welfare and Sport. Since June 2020, all persons in the Netherlands could be tested for SARS-CoV-2 virus free of charge. Persons with COVID-19-like symptoms, who consulted their GP, will therefore have been tested before in most cases. Therefore, the series has stopped in 2021, week 34.</p>
<b>Subject</b> ?	Medicine, Health and Life Sciences
<b>Related Publication</b> ?	Hooiveld M, Hek K, Heins M, Hendriksen J, Bolt E, Weesie Y, Spreeuwenberg P, Korevaar J. Cijfers COVID-19-achtige klachten in huisartsenpraktijken. Nivel Zorgregistraties Eerste Lijn. Utrecht: Nivel, 2020. url: <a href="https://www.nivel.nl/sites/default/files/bestanden/1003896.pdf">https://www.nivel.nl/sites/default/files/bestanden/1003896.pdf</a>
<b>Notes</b> ?	The dataset contains weekly updated numbers until 2021, week 34. The series has stopped.
<b>Depositor</b> ?	Hooiveld, Mariette
<b>Deposit Date</b> ?	2020-12-07
<b>Date of Collection</b> ?	Start: 2020-03-02
<b>Kind of Data</b> ?	Clinical aggregated data
<b>Software</b> ?	Stata, Version: 15.1













# doi.org/10.34894/FQGRKC

Files Metadata Terms Versions

Search this dataset...

Filter by  
File Type: All - Access: All - Sort

1 to 10 of 24 Files Download

<input type="checkbox"/>	 <a href="#">Nivel-verdenkingen-COVID-20.json</a> JSON - 8.6 KB Published Dec 9, 2020 7 Downloads MD5: 730...395  Data 2020wk10 - 2020wk49	
<input type="checkbox"/>	 <a href="#">Nivel-verdenkingen-COVID-19.json</a> JSON - 8.8 KB Published Dec 16, 2020 10 Downloads MD5: 433...c90  Data 2020wk10 - 2020wk50	
<input type="checkbox"/>	 <a href="#">Nivel-verdenkingen-COVID-19.json</a> JSON - 9.0 KB Published Dec 29, 2020 10 Downloads MD5: 803...5b4  Data 2020wk10 - 2020wk51	
<input type="checkbox"/>	 <a href="#">Nivel-verdenkingen-COVID-19.json</a> JSON - 9.2 KB Published Jan 5, 2021 16 Downloads MD5: 7e9...ef7  Data 2020wk10 - 2020wk52	

# More information


DANS website: <https://dans.knaw.nl/>

Data Stations and Data Archiving Services [[Link](#)]

DataverseNL: <https://dataverse.nl/>



Ricarda Braukmann  
Data Station Manager Social Sciences  
[ricarda.braukmann@dans.knaw.nl](mailto:ricarda.braukmann@dans.knaw.nl)



*fast – fair - in one place*  
Data sharing in the pandemic

---

*Otto Bodi-Fernandez (AUSSDA)*

*30 September 2021*



cessda.eu



@CESSDA\_Data



# AUSSDA



A U S S D A


AUSTRIAN  
SOCIAL SCIENCE  
DATA ARCHIVE

The Austrian Social Science Data Archive

- „Core Facility“ for social science research data
- Decentralized structure with different locations
  - University of Vienna (main office)
  - University of Graz
  - University of Linz
  - University of Innsbruck
- National service provider of CESSDA
- Established 2017
- certified as trustworthy digital repository 2020




The  
**Dataverse**<sup>®</sup>  
Project 



# Initial situation

- Spring 2020: pandemic reaches Europe and thus Austria
- Enormous impact on the everyday life of the whole population.
- This also had a clear impact on the social science research landscape
  - Numerous new studies
  - Call for quickly available data
  - Open science as contribution to coping with the crisis



„Social Distancing“  
„Lockdown“  
„Home Office“  
„Distance Learning“

# Data sharing in the pandemic

2 Projects funded by the Austrian Ministry of Science (BMBWF)

- COVID-19 Data Fast Track Publishing (June-2020 – March-2021)

Follow-up project:


- COVID-19 Social Science Data Hub Austria (COSSDA) (April-2021 – December-2021)

Goal:

- Collect the latest COVID data in one place
- Fastest possible access for the scientific community



# Fast Track Publishing



- Additional resources for data-ingest
- Set up an own ingest-“pipeline“ for COVID-data
- Shortened review process
- Postponing long-term preservation steps
- Pre-release publications with later updates



# Experiences / Learnings

- Flexibility is needed!
- The virus does not stick to project times
- Project needed to be extended
- Many Studies were not finished or extended in their project time
- Fast publishing was not always the goal of data producers
- Data availability is dependent form several factors:
  - Type of study
  - Pandemic development



# Types of studies

## Surveys as infrastructure programs

- Austrian Corona Panel Project (ACPP – University of Vienna)
- Values in Crisis (VIC) Survey (University of Salzburg)

## Prevalence studies

- SORA Institute
- Statistics Austria

## Stand-alone projects, eg...

- Learning under COVID-19 Conditions (University of Vienna)
- Polarization in Public Opinion (University of Graz)

# Example: ACP

- 1st release: Wave 1-10
- New release  every 5 waves
- Currently 3rd release published (W1-W20)
- 4th release in ingest
- 5th release announced

## Austrian Corona Panel Project (SUF edition)

Version 3.0



Kittel, Bernhard; Kritzinger, Sylvia; Boomgaarden, Hajo; Prainsack, Barbara; Eberl, Jakob-Moritz; Kalleitner, Fabian; Lebernegg, Noëlle S.; Partheymüller, Julia; Plescia, Carolina; Schiestl, David W.; Schlogl, Lukas, 2020, "Austrian Corona Panel Project (SUF edition)", <https://doi.org/10.11587/28KQNS>, AUSSDA, V3, UNF:6:oA/J6lerZpx7MAj2G+gJMA== [fileUNF]

[Cite Dataset](#) ▾

[Learn about Data Citation Standards.](#)

### Notes

Version 3 (published on 2021-04-29) includes wave 1 to wave 20.

Version 2 (published on 2020-12-23) includes wave 1 to wave 15.

Version 1 (published on 2020-07-18) includes wave 1 to wave 10.

*Data submission*  *Feedback*  *Revision*  *Publication*

# Example: VIC - International

- International collaboration project: Comparable data on values from 17 countries.
- AUSSDA supported researchers with data harmonization

## Values in Crisis International (SUF edition)

Version 1.2



Aschauer, Wolfgang; Seymer, Alexander; Bodi-Fernandez, Otto; Herzog, Manfred; Hadler, Markus; Höllinger, Franz; Bacher, Johann; Welzel, Christian; Boehnke, Klaus; Delhey, Jan; Deutsch, Franziska; Eichhorn, Jan; Kühnen, Ulrich; Moraes, Diego; Kemer, Thaïse; Chang, Yu-tzung; Chu, Yun-han; Huang, Osbern; Casas, Andres; Mendez, Nathalie; Pachulia, Merab; Gulashvili, Nino; Demertzis, Nicolas; Papadoudis, George; Linardis, Apostolos; Koniordos, Socratis; Aranitou, Valia; Huang, Yi-Hui Christine; Mungiu-Pippidi, Alina; Abels, Christoph M.; Taniguchi, Naoko; Akaliyski, Plamen; Park, Joonha; Dentsu Institute; Rakisheva, Botagoz; Mazhitova, Ainur; Ashkenova, Gulden; Cho, Youngho; Lee, Nam Young; Kim, Yeun-Sook; Kim, Jibum; Heo, Jongho; Shin, Inchol;

Shim, Jae-Mahn; Kim, Ocktae; Kim, Sori; Riyaz, Aminath; Moosa, Sheena; Rahman, Raheema Abdul; Musthafa, Hawwa Shiuna; Siemienska, Renata; Domaradzka, Anna; Matysiak, Ilona; Puranen, Bi; Axelsson, Tomas; Stier, Jonas, 2021, "Values in Crisis International (SUF edition)", <https://doi.org/10.11587/LIHK1L>, AUSSDA, V1, UNF:6:jNspaxTPHTq21/wesDfSxA== [fileUNF]

# Output

- 18 studies published
- 5 studies in ingest
- 6 studies in acquisition



AUSSDA > COVID-19 Pandemic

Social Science Data on Coronavirus Disease

1 to 10 of 10 Results

Sort ▾

## Austrian Corona Panel Project (OA edition)

Apr 8, 2021

Kittel, Bernhard; Kritzinger, Sylvia; Boomgaarden, Hajo; Prainsack, Barbara; Eberl, Jakob-Moritz; Kalleitner, Fabian; Lebernegg, Noëlle S.; Partheymüller, Julia; Plescia, Carolina; Schiestl, David W.; Schlogl, Lukas, 2020, "Austrian Corona Panel Project (OA edition)", <https://doi.org/10.11587/P5YJ00>, AUSSDA, V2, UNF:6:WBG5D3c7z25zyqvlvWkQ== [fileUNF]

Reduced edition for public use. Full edition available for scientific use. The corona crisis has fundamentally changed the everyday life in Austria as well as in many other countries. However, people are affected in very different ways. Against this background, the Corona Panel S...

## COVID-19 Prevalence November 2020 (SUF edition)

Feb 25, 2021

Paškvan, Matea; Kowarik, Alexander; Schrittwieser, Karin; Till, Matthias; Weinauer, Marlene; Göllner, Tobias; Hartleib, Sarah; Klimont, Jeanette; Plate, Marc; Baumgartner, Irene; Edelhofer-Lielacher, Edith; Grasser, Alfred; Kytir, Josef, 2021, "COVID-19 Prevalence November 2020 (SUF edition)", <https://doi.org/10.11587/G3C2CS>, AUSSDA, V1, UNF:6:l28SQd08cHeRAAxMJb9FTg== [fileUNF]

Full edition for scientific use. The main purpose of the study was to identify the number of people actually infected with coronavirus in Austria, as well as the number of people who have formed antibodies against SARS-CoV-2 and thus have been infected and further to report how p...

## Learning conditions during COVID-19 Students (SUF edition)

Feb 9, 2021

Schober, Barbara; Lüftenegger, Marko; Spiel, Christiane, 2021, "Learning conditions during COVID-19 Students (SUF edition)", <https://doi.org/10.11587/XIU3TX>, AUSSDA, V1, UNF:6:Jyr4y0c3BXUbxLWAFmZ0YQ== [fileUNF]

Full edition for scientific use. This dataset consists of five separate datafiles representing three measurement points and two types of methods (cross-sectional and longitudinal) for the project "Lernen unter COVID-19-Bedingungen Studierende" [Learning conditions during COVID-19...

# Data access

Different access categories depending on sensitiveness of data



Open Access (OA)

*Austrian Corona Panel Project (OA edition)*  
<https://doi.org/10.11587/P5YJ00>



Scientific Use Files (SUF)

Restricted –  
account based Access

*Values in Crisis Austria (SUF edition)*  
<https://doi.org/10.11587/H0UJNT>

Restricted –  
controlled access

*COVID-19 Prevalence Nov. 2020 (SUF edition)*  
<https://doi.org/10.11587/G3C2CS>

# Accessible worldwide


European Open  
Science Cloud  
(EOSC)



CESSDA  
Data Catalogue



AUSSDA  
Dataverse



COVID-19 Pandemic

AUSSDA > COVID-19 Pandemic

# Thank you for your attention!

---

Otto Bodi-Fernandez

email: [otto.bodi@uni-graz.at](mailto:otto.bodi@uni-graz.at)

website: <https://aussda.at>

Repository: <https://data.aussda.at>

COVID-19 Pandemic Dataverse: <https://data.aussda.at/dataverse/covid19>



[cessda.eu](https://cessda.eu)



[@CESSDA\\_Data](https://twitter.com/CESSDA_Data)



## Key facts about the BY-COVID project

BeYond-COVID (BY-COVID) aims to provide comprehensive open data on SARS-CoV-2 and other infectious diseases across scientific, medical, public health and policy domains.

### Key objectives:

1. Enable storage, sharing, access, analysis and processing of data from outbreak research
2. Mobilise data from national centres
3. Link FAIR data and metadata
4. Develop digital tools and data analytics for pandemic and outbreak preparedness
5. Contribute to EOSC Partnership & European Health Data Space (EHDS)



Total budget

€12 million

Organisations

53

Countries

20


Duration

36 months

*Project kick off 13 October 2021*

# CESSDA Roadshow COVID-19

1. How important are the behavioural data for cross disciplinary research on COVID-19?
2. How did the COVID-19 pandemic affect Service Providers of CESSDA?
3. How important is the support from service providers/data experts for your research workflow?
4. How is researching with COVID-19 data different?



# CESSDA Roadshow Poll



 cessda  
**Roadshow**  
on **COVID-19**

We're looking for  
user stories!

[cessda.eu](https://www.cessda.eu)  [@CESSDA\\_Data](https://twitter.com/CESSDA_Data)  [linkedin.com/company/cessda](https://www.linkedin.com/company/cessda)

CESSDA is an ESFRI (European Strategy Forum on Research Infrastructures) Landmark. CESSDA is an ERIC (European Research Infrastructure Consortium), a European legal entity.



# Roadshow on migration

08 October 2021  
14:00 CEST

SAVE THE DATE

## Panellists



Ami Saji  
Sciences Po



Dimitra Kondyli  
EIKE



Peter Cerče  
KZS



Dimitri Prandner  
Johannes Kepler University



Ahmad Wali  
HumMINGbird project



Meredith Winn  
Sciences Po

[cessda.eu](http://cessda.eu)



[@CESSDA\\_Data](https://twitter.com/CESSDA_Data)



[linkedin.com/company/cessda](https://www.linkedin.com/company/cessda)

CESSDA is an ESFR (European Strategy Forum on Research Infrastructures) Landmark. CESSDA is an ERIC (European Research Infrastructure Consortium), a European legal entity.

# Thank you for your attention!

---



[cessda.eu](https://cessda.eu)



[@CESSDA\\_Data](https://twitter.com/CESSDA_Data)

