

1 Safety and efficacy of a MEURI Program for the use of high dose ivermectin in COVID-
2 19 patients

3 Short Title: A MEURI Program with ivermectin for COVID-19

4 Marcos Alejandro Mayer^{1,2,3¶*}, Alejandro Krolewiecki^{3,4¶}, Alejandro Ferrero¹, Marcelo
5 Bocchio¹, Juan Barbero¹, Marcos Miguel¹, Ariel Paladini¹, Carlos Delgado¹, Juan
6 Ramón Ojeda¹, Claudia Elorza¹, Ana Bertone¹, Pedro Emanuel Fleitas^{3,4}, Gustavo
7 Vera¹, Mario Rubén Kohan¹

8

9 ¹ Ministerio de Salud de la provincia de La Pampa, La Pampa, Argentina.

10 ² Fundación Centro de Salud e Investigaciones Médicas (CESIM), Santa Rosa, La
11 Pampa, Argentina.

12 ³ Consejo Nacional de Investigaciones Científicas y Técnicas (CONICET), Argentina.

13 ⁴ Universidad Nacional de Salta. Sede Regional Orán. Instituto de Investigación de
14 Enfermedades Tropicales (IIET). Salta, Argentina.

15 * Corresponding author

16 E-mail: marcos.mayer@gmail.com (MAM)

17 ¶¶These authors contributed equally to this work.

18

19 Keywords: ivermectin; COVID-19; mortality; ICU admission; safety

20 **Abstract**

21 **Background**

22 In the absence of antiviral alternatives, interventions under research for COVID-19
23 might be offered following guidelines from WHO for monitored emergency use of
24 unregistered and experimental interventions (MEURI). Ivermectin is among several
25 drugs explored for its role against SARS-CoV-2, with a well-known safety profile but
26 conflicting data regarding clinical utility for COVID-19. The aim of this report is to inform
27 on the results of a MEURI Program of high-dose ivermectin in COVID-19 carried out
28 by the Ministry of Health of the Province of La Pampa, Argentina.

29 **Methods**

30 COVID-19 subjects, within 5 days of symptoms onset were invited to participate in the
31 program, which consisted in the administration of ivermectin 0.6 mg/kg/day for 5 days
32 plus standard of care. Active pharmacosurveillance was performed for 21 days, and
33 hepatic laboratory assessments were performed in a subset of patients. Frequency
34 of Intensive Care Unit (ICU) admission and COVID-19-related mortality of subjects in
35 the ivermectin intention to treat group were compared with that observed in inhabitants
36 of the same province during the same period not participating in the program.

37 **Results**

38 From 21232 subjects with COVID-19, 3266 were offered and agreed to participate in
39 the ivermectin program and 17966 did not and were considered as controls. A total of
40 567 participants reported 819 adverse events (AEs); 3.13% discontinued ivermectin
41 due to adverse. ICU admission was significantly lower in the ivermectin group

42 compared to controls among participants ≥ 40 year-old (1.2% vs 2.0, odds ratio 0.608;
43 $p=0.024$). Similarly, mortality was lower in the ivermectin group in the full group
44 analysis (1.5% vs 2.1%, odds ratio 0.720; $p=0.029$), as well as in subjects ≥ 40 year-
45 old (2.7% vs 4.1%, odds ratio 0,655; $p=0.005$).

46 **Conclusion**

47 This report highlights the safety and possible efficacy of high dose ivermectin as a
48 potentially useful intervention deserving public health-based consideration for COVID-
49 19 patients.

50

51

52

53

54

55 **Introduction**

56 COVID-19 constitutes a public health emergency at a global scale since its
57 appearance in Wuhan, China, in December 2019 (1). By August 2021, over 200 million
58 cases and 4 million deaths have been reported worldwide (2). Vaccine rollout
59 campaigns, which currently offer the best hopes for pandemic control, are a key
60 targeted pharmacologic intervention for containment of disease spread and impact on
61 the incidence of severe cases (3,4).

62 Despite having an asymptomatic or mild course in most cases, COVID-19 constitutes
63 a significant burden on health systems unprepared to cope with outbreaks requiring,
64 among other things, massive testing capacity for rapid case detection and isolation,
65 expansion of intensive care unit (ICU) capacity and case management guidelines for
66 a previously unknown pathogen. This public health crisis has been, and still is, more
67 profound in countries with weaker health systems (5).

68 The unprecedented progress in vaccine development has not been matched by the
69 development of antiviral molecules, either new or repurposed, that could contribute to
70 the treatment or prevention of COVID-19. With convalescent plasma, monoclonal
71 antibodies, hydroxychloroquine and antiretrovirals among many molecules tested in-
72 vitro and in observational and clinical trials, different treatment guidelines only agree
73 in the use of corticosteroids, thromboprophylaxis and respiratory support, none of them
74 an antiviral, in their recommendations (6,7).

75 Ivermectin (IVM) is an endectocide drug widely used for the treatment and control of
76 onchocerciasis and lymphatic filariasis through mass drug administration programs,
77 which has a wide therapeutic index and a benign safety profile (8,9). Besides its known

78 uses, it has been evaluated as an antiviral, demonstrating in vitro activity against zika,
79 rabies and dengue among other viruses (10). In the case of dengue, a recently
80 published randomized clinical trial from Thailand showed positive although
81 inconclusive results (11). For SARS-CoV-2, early on the pandemic, the report of the
82 antiviral activity of IVM in Vero cells cultures sparked widespread interest in the
83 potential utility of this oral, safe and affordable drug against COVID-19 (12). However,
84 after over a year of several publications addressing this question, there is a lack of
85 clear evidence for or against the use of IVM in COVID-19 patients (6,13). With at least
86 two completed double-blind randomized clinical trials (RCTs) showing no effect in
87 clinical endpoints, other smaller randomized trials using higher doses identified
88 significant antiviral effects (14–18). That undefined landscape is summarized by the
89 current NIH COVID-19 treatment Guidelines stating that there is insufficient data to
90 recommend either for or against the use of IVM in COVID-19 patients (6).

91 In 2016, the World Health Organization (WHO) issued the Guidance for Managing
92 Ethical Issues in Infectious Diseases Outbreaks, with the aim of complementing
93 existing guidance on ethics in public health in situations of great uncertainty and
94 including recommendations for the use of unproven interventions outside clinical trials,
95 which based on a WHO response developed in the context of the outbreak of Ebola
96 Virus Disease in Western Africa in 2014 are called “monitored emergency use of
97 unregistered and experimental interventions” (MEURI) (19). These interventions apply
98 when no proven effective treatments exist, it is not possible to initiate clinical trials
99 immediately, existing preliminary data supports the intervention, relevant regulatory,
100 ethical and scientific authorities approve such use, resources are available to minimize
101 risks and patient’s informed consent is obtained. Proper monitoring and timely sharing

102 of the results with the wider medical and scientific community are also requirements
103 to MEURI activities.

104 The aim of this report is to inform about the satisfactory safety and efficacy results of
105 a MEURI Program for the use of high dose IVM in COVID-19 patients, carried out by
106 the Ministry of Health of the Province of La Pampa, in the Patagonian region of
107 Argentina.

108

109 **Methods**

110 **MEURI Program for the use of high dose IVM in COVID-19** 111 **patients.**

112 By the end of January 2021, the Ministry of Health of the Province of La Pampa
113 (Argentina) authorized the implementation of a MEURI program based on the use of
114 high dose IVM in COVID-19 adult patients (older than 18 year-old). In order to be able
115 to participate, subjects had to be able to provide written informed consent, have a
116 confirmed diagnosis of COVID-19 infection (by means of RT-PCR or antigen test) and
117 symptoms onset within 5 days before entering the program. Exclusion criteria included
118 pregnancy, breast feeding, hypersensitivity to IVM or acute allergic states, and active
119 use of warfarin. Women with child-bearing potential were eligible if they were taking
120 effective contraceptive measures before entering the program and agreed to continue
121 with these measures for at least 30 days after receiving the last dose of IVM.
122 Meanwhile ambulatory and inpatient subjects were allowed to participate (as long as
123 they accomplished all inclusion criteria and had no exclusion criteria), admission to

124 ICU was considered an exclusion criteria. Every member of the health staff of the
125 Province of La Pampa was instructed to invite to participate in the program to every
126 COVID-19 patient identified within the first five days of symptoms onset. However,
127 participation in the program was voluntary, and physicians could decide not to include
128 subjects in the program based on their medical criteria.

129 Ethical approval was obtained from the Provincial Ethics Committee of La Pampa, and
130 participating individuals provided written informed consent.

131 **Intervention**

132 Participants were evaluated at program entry with complete medical history and a brief
133 physical exam. At the beginning of the program, safety laboratory assessments before
134 and at the end of treatment were mandatory. However, after a preliminary safety
135 analysis that triggered an amendment approved by the Ethics Committee, these
136 assessments were no longer mandatory and could be performed or not, based on
137 medical judgment.

138 Patients received oral treatment with IVM for 5 consecutive days within 30 minutes of
139 food ingestion, preferentially of high fat content, at approximately 24 h intervals. IVM
140 6 mg, 9 mg and 18 mg tablets were used, combined to in all cases at a dose of 0.6
141 mg/kg/day based on baseline weight rounding to the lower full (6 mg) dose. There
142 were no specific guidelines regarding medical management of COVID-19 infection for
143 the participants in the IVM program, which was the same as for the rest of the
144 population.

145 **Safety Assessment**

146 Active pharmacosurveillance was performed during the first 21 days after treatment
147 start by means of the completion of a follow up chart, and safety assessment was
148 based in all subjects that participated in the program in which follow up safety data
149 was reported.

150 **Hepatic safety assessment**

151 Hepatic safety assessment was based on the analysis of hepatic lab exams performed
152 before and after IVM treatment in a subset of patients, and consisted of laboratory
153 determinations of alanine aminotransferase (ALT), aspartate aminotransferase (AST),
154 alkaline phosphatase (ALP) and total bilirubin levels. Drug induced liver injury was
155 defined according to the Latin American Association for Study of the liver definition,
156 that includes (i) ALT elevation ≥ 5 ULN, (ii) ALP elevation ≥ 2 ULN (in the absence of
157 known bone pathology driving the increase in ALP level) or (iii) ALT ≥ 3 ULN and
158 simultaneous elevation of total bilirubin concentration above 2 ULN (20).

159 **Efficacy analysis**

160 In order to estimate the efficacy of the implementation of the program, the clinical
161 evolution of the subjects in the IVM intention to treat (ITT) group was compared with
162 that observed in inhabitants of the same province during the same analyzed period
163 (from January 20, 2021 to May 20 2021) who did not participate in the program (control
164 group, C). To identify them, the analysis of the National Health Surveillance System
165 (SNVS 2.0) was used, which records, among other events, the notification of COVID-
166 19 cases, their clinical and demographic characteristics and the respective laboratory
167 studies, in a mandatory, nominal and immediate way, according to a national
168 regulation.

169 Given that the registration methodology differs between the one used in the IVM-
170 monitored intervention program and the one used for registering subjects and events
171 in SNVS 2.0 database, it was decided to consider variables not dependent on the
172 registration method in the system for the efficacy analysis. Specifically, the primary
173 objectives of the evaluation were the analysis of the impact of the program on the
174 frequency of ICU admission and COVID-19-related death. It should be noted that both
175 ICU admission and death registration is carried out centrally, so their identification is
176 independent of the type of follow-up carried out.

177 In order to compare the clinical course of both groups, subjects under 18 years of age
178 and pregnant women were excluded from the analysis.

179 In the univariate efficacy analysis, subgroup analysis was performed according to age
180 group (subjects ≥ 18 year old -whole sample- or subjects ≥ 40 year old), immunization
181 status (excluding subjects with at least one vaccine dose) and mean IVM prescribed
182 dose.

183 **Statistical analysis-**

184 Baseline characteristics of the two groups (C and IVM) were compared by means of
185 Student`s T- test and Chi square. The clinical evolution was evaluated by Chi square
186 Test and logistic regression analysis. Whenever possible, number needed to treat
187 (NNT) values for IVM were estimated for the end points of ICU admission and death.
188 The NNT values were estimated as the inverse of the difference in estimated absolute
189 risk between control and IVM groups. In all cases, p-values <0.05 were considered
190 statistically significant. All analysis were performed with GraphPad Prism version 9.1.0
191 for Windows (La Jolla, California.).

192 **Results**

193 **Recruitment**

194 A total of 21232 non-pregnant adults were identified as COVID-19 positive between
195 Jan 20 2021 and May 20 2021. Of these, 3266 agreed to participate in the program
196 and received at least one dose of IVM, and were included in the ITT analysis group. A
197 group of 17966 subjects that did not participate in the program were included in the C
198 group. Descriptive characteristics of the population are presented in Table 1.

199 Safety follow up data was obtained from 2613 subjects that participated in the program
200 and were included in the Safety Analysis Group. Of these, 1022 were followed with
201 post-treatment hepatic lab exams, and were included in the Hepatic Safety Analysis
202 group (Fig 1).

203

204

205

206

207

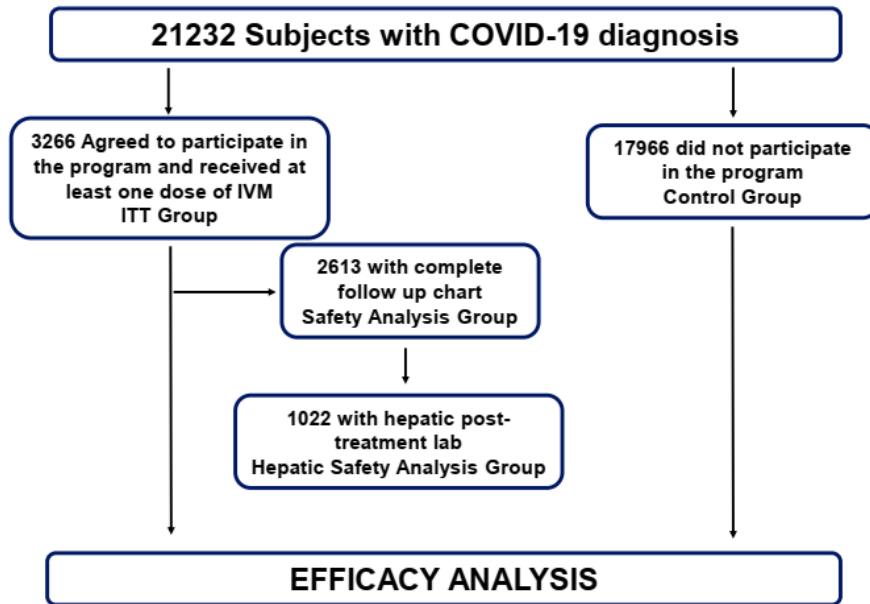
208

209

210

211 Fig 1. Flow diagram of the MEURI Program for the use of high dose IVM in
212 ambulatory COVID-19 patients.

213



214

215

216

217

218

219

220

221

222

223

224 **Table 1. Descriptive characteristics of the sample.**

VARIABLE	CONTROL GROUP (n=17966)	IVERMECTIN GROUP (n=3266)
AGE (years +/- SD)	42.30±16,65	43.81±15,47**
SEX	52.8% FEMALE 47.2% MALE	50.6% FEMALE# 49.4% MALE
COMPLETE IMMUNIZATION	323 (1.8%)	59 (1.8%)
INCOMPLETE IMMUNIZATION	1417 (8.0%)	271 (8.5%)
CARDIOVASCULAR DISEASE	1792 (10.0%)	344 (10.5%)
COPD	1177 (6.6%)	244 (7.5%)
HYPERTENSION	1583 (8.8%)	551 (16.9%)**

DIABETES	1579 (8.8%)	315 (9.6%)
NEOPLASM	269 (1.5%)	63 (1.9%)
OBESITY	2241 (12.5%)	1182 (36.2%)**

225 COPD: Chronic obstructive pulmonary disease

226 Complete immunization: subjects with complete vaccine scheme at least 14 days

227 before symptoms onset

228 Incomplete immunization: subjects with the first vaccine dose (of a two-dose scheme)

229 received at least 14 days before symptoms onset

230

231

232 # $p < 0,05$ vs Control group

233 * $p < 0,01$ vs Control group

234 ** $p < 0,001$ vs Control group

235

236 **Safety Analysis**

237 A total of 2613 participants were included in the safety assessment. Five hundred sixty

238 seven (567) participants reported 819 adverse events (AEs). Eighty-two subjects (3.13

239 %) discontinued IVM due to adverse events and all AEs resolved after treatment
240 discontinuation. The most common AEs were diarrhea, followed by visual disorders,
241 dizziness, abdominal pain, headache and nausea (Table 2). Although many of the
242 symptoms presented during treatment resemble COVID, they were all assumed to be
243 related to IVM treatment.

244

245 **Table 2.** Safety analysis among subjects receiving ivermectin (n 2613). The table
246 shows adverse events reported in more than 0.5% of subjects

.ADVERSE EVENT	N (%)
Diarrhea	155 (5.93%)
Visual disorders	136 (5.2%)
Dizziness	120 (4.59%)
Abdominal pain	91 (3.48%)
Headache	73 (2.79%)
Nausea	78 (2.98%)

Anorexia	31 (1.19%)
Vomiting	30 (1.15%)
Heart rate elevation	18 (0.69%)
Rash	16 (0.61%)
Blood pressure elevation	15 (0.57%)
Pruritus	14 (0.53%)
Insomnia	14 (0.53%)
Drowsiness	14 (0.53%)

247

248 **Hepatic safety analysis**

249 Although there was a small but statistically significant increase in ALT, AST and total
250 bilirubin values after IVM treatment (Table 3), among 1022 subjects that were followed
251 up with laboratory determinations after IVM treatment, only one presented liver
252 enzyme values compatible with low grade drug induced liver injury, that lead to drug
253 discontinuation on day 4 of treatment. According to medical records, this subject had

254 abnormal baseline ALT and AST values (AST 240 U/l, ALT 375 U/l, Total Bilirubin
 255 0,63 mg/dl and the values peaked to AST 366 U/l ALT 630 U/l total bilirubin 0.8 mg/dl
 256 and returned to AST 111 U/l, ALT 214 U/l and total bilirubin 0.62 mg/dl. Considering
 257 the total hepatic safety sample (n=1022), this represents an incidence of 0.98/1000
 258 treated subjects.

259

260 **Table 3.** Hepatic safety analysis.

VARIABLE	PRE-TREATMENT	POST-TREATMENT
AST (n=1000)	34.07±29.59 U/l	36.15±31.35 U/l **
ALT (n=988)	25.67±14.93 U/l	27.61±25.07 U/l **
Total bilirubin (N=966)	0.44±0.24 mg/dl	0.47±0.24 mg/dl **
Alkaline phosphatase (n=1000)	146.32±77.27 U/l	120.60±93.33 U/l **

261 ** p < 0.001 vs pre-treatment values.

262

263 **Program's efficacy**

264 In order to evaluate the program's efficacy, the clinical evolution of subjects in the
265 IVM-ITT analysis group (n= 3266) was compared with 17966 subjects that did not
266 participate in the program (C group).

267 In the whole sample analysis, there was a non-significant tendency towards lower ICU
268 admission in the IVM-ITT group compared with C (0.9% vs 1.2%, odds ratio 0.738)
269 (95% CI 0.497-1.097, NNT 333, NS). Mortality rate was significantly lower in the IVM-
270 ITT group (1.5% vs 2.1%) with an odds ratio of 0.720 (95% CI 0.535-0.969, NNT 172,
271 (p=0.029) (Fig 2 A).

272 Regarding clinical evolution of subjects ≥ 40 year old (C n= 9022; IVM-ITT n=1851),
273 ICU admission was significantly lower (1.2% vs 2.0, with an odds ratio of 0.608 (95%
274 CI 0.393-0.940), NNT 128, (p=0.024). Mortality rate was significantly lower (2.7% vs
275 4.1%, with an odds ratio of 0.655 (95% CI 0.485-0.884), NNT 74, (p=0.005) (Fig 2 B).

276

277

278

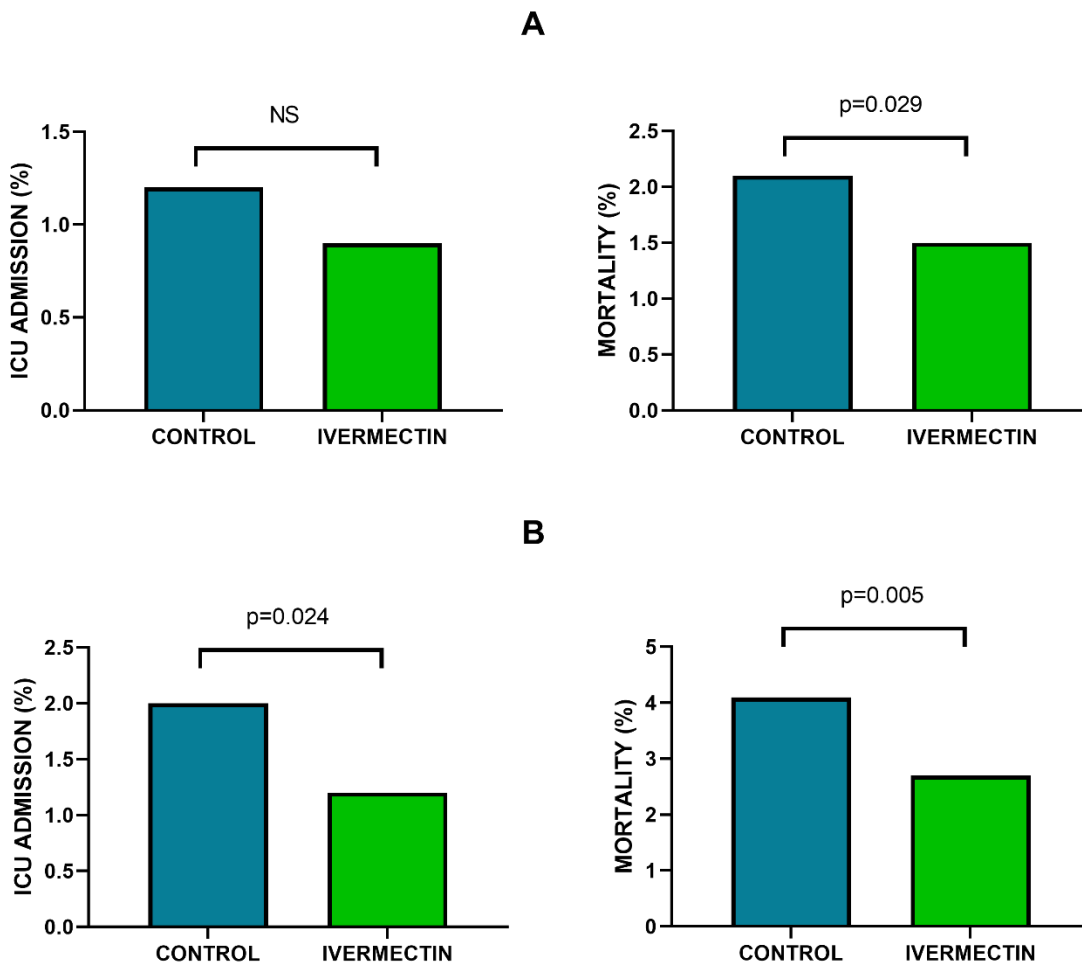
279

280

281

282

283 **Fig 2.** ICU admission and mortality in IVM-ITT and C groups. Fig 2A: Analysis of all
284 subjects ≥ 18 year-old (C n= 17966; IVM-ITT n=3266); Fig 2B: Analysis of all subjects
285 ≥ 40 year-old (C n= 9022; IVM-ITT n=1851).



286

287 In the analysis of all non-immunized subjects (C: n= 16226; IVM: n=2936), there was
288 a non-significant tendency towards lower ICU admission in the IVM-ITT group
289 compared with C (0.7% VS 1.1%, odds ratio 0.639 (95% CI 0.406-1.005, NNT 250;
290 p=0.051). Mortality rate was significantly lower in the IVM-ITT group (1.1% vs 1.7%,
291 with an odds ratio of 0.628 (95% CI 0.434-0.907, NNT 158; p=0.012).

292 Regarding clinical evolution of non-immunized subjects ≥ 40 year old (C n=7463 and
293 IVM-ITT n=1556), ICU admission was significantly lower (1.0% vs 2.1%, with an odds

294 ratio of 0.487 (95% CI 0.290-0.816, NNT 95;p=0.005). Mortality rate was significantly
295 lower (2.1% vs 3.6%), with an odds ratio of 0.566 (95% CI 0.391-0.820, NNT
296 66;p=0.002).

297 A total of 2895 subjects in the IVM group had complete data regarding weight-based
298 ivermectin dose information (of 3266 subjects assigned to IVM, 146 had missing data
299 regarding the prescribed dose, and 335 had missing body weight data).

300 Mean IVM prescribed dose was 44.15 ± 11.83 mg/day, mean IVM prescribed dose per
301 kg of body weight was 0.54 ± 0.09 mg/kg/day . Based on these values, two IVM groups
302 were created: Low-dose IVM (with prescribed dose lower than 0.54 mg/kg/day,
303 n=1157) and High-dose IVM (with a prescribed dose equal or higher than 0.54
304 mg/kg/day, n=1738). No significant differences were observed between groups
305 regarding descriptive characteristics (age, gender, immunization status and
306 comorbidities; data not shown).

307 In the whole sample analysis of High-dose IVM vs Low-dose IVM, there was a non-
308 significant tendency towards lower ICU admission in the IVM-ITT group compared with
309 C (0.6% vs 1.2%), with an odds ratio of 0.472 (95% CI 0.209-1.067; p=0.065). There
310 were no significant differences in mortality rate (1.2 vs 1.6%) -odds ratio of 0.733 (95%
311 CI 0.392-1.369;NS).

312 Regarding clinical evolution of subjects with an age of ≥ 40 year old (Low-dose IVM
313 n=645 and High-dose IVM n=1016, there was a non significant tendency towards
314 lower ICU admission in the High-dose IVM group (0.8% VS 1.7%)-with an odds ratio
315 of 0.457 (95% CI 0.183-1.143;p=0.086). There were no significant differences in
316 mortality rate (2.1% VS 2.9%) -odds ratio of 0.695 (95% CI 0.371-1.304;NS).

317 In the analysis of all subjects receiving High-dose IVM (n= 1738) vs C (n=17966), ICU
318 admission was significantly lower in the High-dose IVM group compared with C (0.6%
319 vs 1.2%), with an odds ratio of 0.494 (95% CI 0.261-0.934), NNT 172, (p=0.027).
320 Similarly, mortality rate was lower in the High-dose IVM group compared with C (1.2
321 vs 2.1%) -odds ratio of 0.566 (95% CI 0.364-0.881, NNT 111;p=0.01).

322 Regarding clinical evolution of subjects with an age of ≥ 40 year old (C n=9212; IVM-
323 ITT n=1016), ICU admission was significantly lower in the High-dose IVM group
324 compared with C (0.8% vs 2.0%), with an odds ratio of 0.383 (95% CI 0.188-0.780,
325 NNT 81;p=0.006). Similarly, mortality rate was lower in the High-dose IVM group
326 compared with C (2.1 vs 4.1%) -odds ratio of 0.498 (95% CI 0.319-0.776, NNT 50;
327 p=0.002).

328 The logistic regression analysis was performed after adjusting for sex, age,
329 immunization status and comorbidities, and IVM treatment remained negatively
330 associated with ICU admission rate and mortality rate (Fig 3).

331

332

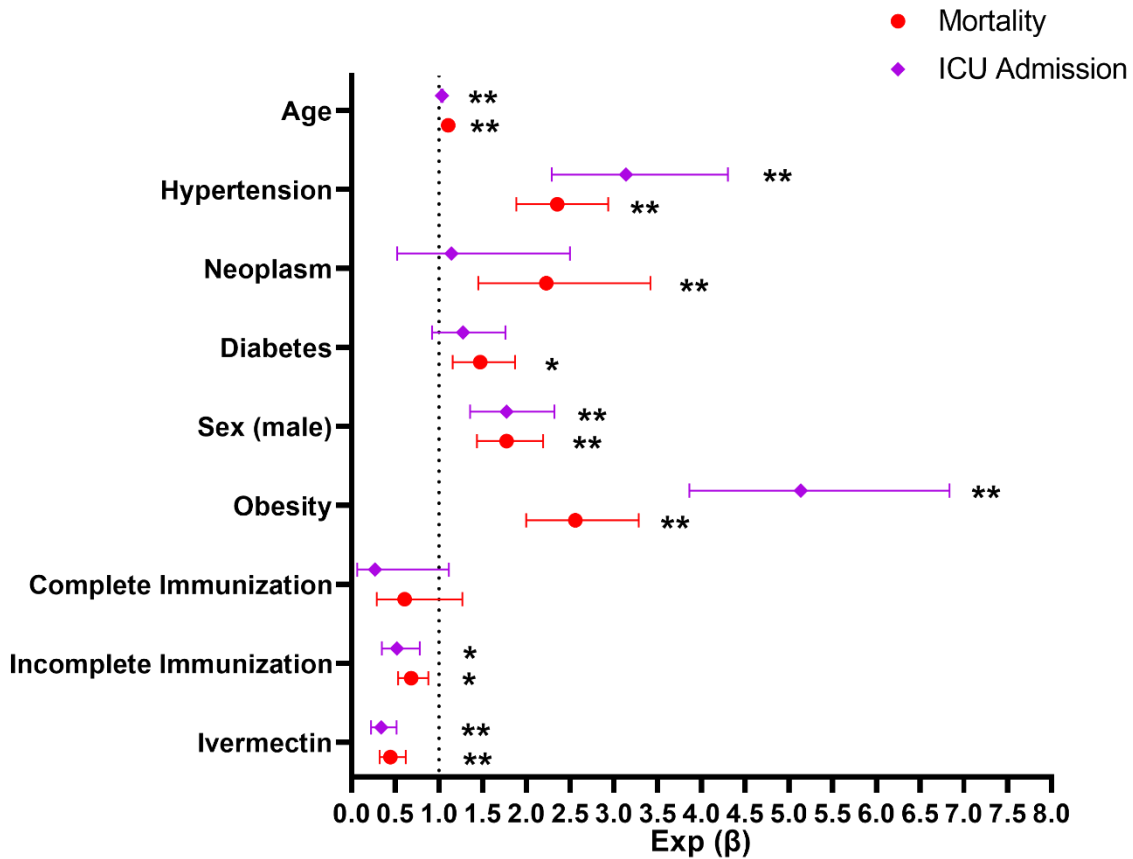
333

334

335

336

337 **Fig 3.** ICU admission and mortality in patients receiving ivermectin within MEURI
 338 program vs Control after controlling for other variables by multiple logistic regression
 339 analysis. Age was considered as a continuous variable. Subjects were considered
 340 immunized after 14 days of their last vaccine dose. ** p<0.001; * p<0.01.



341

342 Discussion

343 This report of a monitored intervention program with ivermectin in COVID-19 patients
 344 provides observational data on a significant number of adult patients that through the
 345 incorporation of clinical and demographic data from a large number of patients from
 346 the same province and period but not participating in the program (control group)
 347 allowed a comparison and analysis of hard clinical endpoints as are admission to ICU

348 and death. This comparison provides results that suggest a significant positive clinical
349 impact of this intervention that, in the context of a lack of proven antiviral alternative
350 treatments for ambulatory patients against COVID-19, the safety, availability and
351 affordability of IVM and the growing concerns on vaccine efficacy against emerging
352 variants of SARS-CoV-2, deserves consideration as a potential tool for case
353 management.

354 The approach taken in the Province of La Pampa for the use of IVM through a MEURI
355 Program supported and leaded by the provincial Ministry of Health was based on
356 preliminary but inconclusive data on efficacy and a more solid reference base on the
357 safety of the drug, even at higher doses than those approved for other indications in
358 Argentina, as strongyloidiasis and scabies (21). With the incorporation of over three
359 thousand cases that completed treatment and follow up, including 1022 with clinical
360 laboratory monitoring, this intervention program contributes the largest analysis on the
361 safety of high dose ivermectin at a regimen of 600 µg/kg/day for 5 consecutive days.
362 This regimen was selected based on a proof-of-concept trial that identified a significant
363 antiviral activity against SARS-CoV-2 in a subgroup of participant who achieved high
364 IVM median plasma concentrations without any significant safety issues (16). In view
365 of that seemingly dose response antiviral effect, participants of our program were
366 advised to ingest the daily doses of IVM after a meal with adequate fat content in view
367 of the lipophilic nature of IVM (12,22) . The favorable safety profile of this regimen of
368 high dose IVM in a setting with conditions for high oral bioavailability confirms prior
369 communications with smaller sample sizes, on the safety of these regimens and allows
370 to focus in exploring the clinical efficacy of these regimens for a variety of clinical
371 indications for which IVM is in pre-clinical and clinical development as a repurposed
372 drug including COVID-19, dengue, trichuriasis and malaria. The finding of a single

373 case of clinically significant increase in liver enzymes, in an individual with baseline
374 abnormal values highlights these clinical and laboratory findings and provides
375 evidence for the design of simplified MEURI Programs, should they be considered
376 appropriate.

377 The controversial findings around the efficacy of IVM in COVID-19 is currently
378 preventing from making firm recommendations to clinicians. The situation is worsened
379 by confusing messages through social and traditional media plus articles from peer-
380 reviewed journals that are published and afterwards retracted as well as the
381 uncontrolled use of medical and veterinary products by the population (23). Meta-
382 analyses that included studies with a variety of regimens have reached different
383 interpretations and conclusions, preventing the achievement of consistent findings
384 (13,24–26). In this context, a MEURI Program appears as the mean to attempt
385 monitored and controlled use of a treatment not approved for the indication but with
386 preliminary results of adequate safety and potential efficacy. While the impossibility to
387 perform clinical trials was not an absolute situation at the time of the design of our
388 Program, the means and capacities of a provincial Ministry of Health were beyond the
389 scope and resources available.

390 The role of IVM against SARS-CoV-2 is supported by the biologic plausibility based
391 on in vitro and in vivo studies of mechanistic analyses and antiviral effects. Its
392 proposed antiviral mechanism is thought to be mediated by its ability to inhibit the
393 nuclear import of viral proteins mediated by IMPa/b1 heterodimer, and the promotion
394 of defense mechanisms such as pyroptosis in infected epithelial cells, suggesting its
395 possible role as a broad spectrum antiviral agent (27). These proposed effects might
396 explain the antiviral activity against SARS-CoV-2 reported by our group and Biber et

397 al, in two small randomized controlled trials (16,18). However, randomized clinical trials
398 published on this topic have shown a lack of efficacy regarding clinical outcomes.
399 Lopez Medina et al. reported on the failure to show a significant effect of 300 µg/kg of
400 IVM for 5 consecutive days versus placebo in symptom's resolution among 400
401 patients with mild disease recruited during the first week of COVID-19 in a single
402 center in Colombia (14). This trial, that was originally designed to demonstrate
403 improvement of 2 points in WHO Ordinary Scale but suffered from fewer than
404 estimated events, included a population with a median age of 37 year-old and
405 administered IVM on an empty stomach, as indicated by the manufacturer, which
406 probably prevented from maximizing oral bioavailability of this highly lipophilic drug. In
407 the study from Vallejos et al. in Argentina (15), 501 patients with mild early COVID-19
408 infection were randomized to receive placebo or IVM for two consecutive days at up
409 to 200 µg/kg (the currently approved dose for other indications). Neither hospitalization
410 (primary outcome) nor other secondary outcomes including polymerase chain reaction
411 test negativity and safety outcomes showed statistically significant differences
412 between groups in this population with fewer events than estimated a priori and a
413 mean age of 42 year-old (SD ± 15.5).

414 The seemingly contrasting efficacy results between our analysis of an intervention
415 program versus the double-blind, placebo-controlled RCTs might not be discordant at
416 closer look with reasons laying in several factors pertaining to IVM regimens,
417 population size and outcomes; but potential bias in our results is another possibility to
418 be considered and explored. The IVM regimen used in our program provided a higher
419 total exposure to the drug through a higher dose per day, longer treatment (compared
420 to the trial by Vallejos) and administration with food, which while equally safe might
421 have allowed reaching drug levels at the relevant tissues above the threshold required

422 for an antiviral activity resulting in better clinical outcomes. This postulated dose effect
423 has been observed in other studies and the high levels achieved in lungs and
424 nasopharyngeal mucosa were seen in an animal model (28). In terms of the
425 populations included in the analyses, it is relevant to consider that both RCTs reached
426 fewer primary endpoints than estimated for the sample size calculation;
427 notwithstanding those potential limitations, which might have been affected by the age
428 of the population recruited to those trials, neither adjustments nor secondary outcomes
429 identified any significant clinical findings. Despite sound trial methodology, failure to
430 demonstrate the effect of an intervention might reside in contextual elements as is the
431 recruitment of subjects at very low risk of achieving the primary outcome regardless
432 of the use of an intervention (29,30), as might have been the case in both RCTs as
433 well as our observational analysis, which due to the significantly larger population size,
434 was able to identify a statistically significant treatment effect in admission to ICU and
435 death in restricting the analysis to those >40 year-old.

436 Statistically significant differences in observational studies should be viewed with
437 caution since the clinical and public health relevance of those results might not be
438 judged as relevant despite the statistics. Based on that, NNT ratios provide an indicator
439 that could inform clinicians and policy makers on the value and convenience of this
440 intervention. Effect size is another element to be considered in the evaluation of an
441 intervention, since the ability of trials to rule-out the effect of an intervention grows in
442 the required sample size in direct relationship to the decrease in the effect size, with
443 direct implications in the feasibility of a clinical trial and the convenience of an
444 intervention (31). In the present analysis, as expected, NNT related to ICU admission
445 and mortality prevention differed significantly between subgroups, with a lower NNT in
446 higher risk groups, as subjects older than 40 year-old.

447 As an observational intervention, our analyses are susceptible to bias, which constitute
448 the most significant limitation of this report and a major concern in COVID-19 in view
449 of the multitude of publications of studies and observations designed, run and
450 published at unprecedented speed (32). The risk of confounding factors introducing
451 bias in the comparison between groups cannot be completely ruled out, although
452 several measures were taken to minimize its occurrence, like the verification of
453 balanced age distribution, vaccination status and prevalence of comorbidities, with a
454 special attention paid to current oncologic processes that could identify patients with
455 terminal disease. In reference to it, in a sub-analysis that excluded individuals with
456 current oncologic processes the differences between IVM and C groups remained
457 significant (data not shown). Survivor bias was assessed and controlled in a sub-
458 analysis (data not shown) through the exclusion from the analysis of all individuals in
459 the control groups whose death occurred within the first 4 days since diagnosis, since
460 those individuals were in all likelihood not offered the intervention, maintaining a
461 significant association in favor of IVM in terms of mortality frequency in the higher risk
462 groups (non-immunized subjects older than 40 year-old). In order to limit the mortality
463 assessment to death related to COVID-19 in the C group, deaths were only considered
464 for the analysis when occurring during the original hospital admission or within a month
465 after discharge. Regarding the possible influence of differences in the prevalence of
466 comorbidities between groups, it is important to highlight that, meanwhile most
467 comorbidities were balanced between groups, a higher percentage of participants in
468 the IVM group reported hypertension and obesity compared to C. Although these
469 differences could be attributed to methodological differences in the identification of
470 comorbidities, should they be real, describe a higher risk of disease progression and,
471 consequently, would not explain the better outcomes observed in this group.

472 A per-protocol analysis including only individuals that completed the whole treatment,
473 which could provide information of the full potential of the regimen was not performed
474 since individuals on therapy that had their treatments interrupted at hospital admission
475 were identified and given that situation, performing a per-protocol analysis would have
476 given biased results that would wrongfully inflate the efficacy of the intervention.

477 One limitation of the present work is the absence of a detailed record of the refusal of
478 patients to participate in the IVM program. Specifically, since the start of the program
479 in January 2021, every physician in the province was authorized to offer this treatment
480 to patients who met the inclusion criteria. However, the inclusion of patients was left
481 to the discretion of the treating physician and to the acceptance by the patient. For this
482 reason, the non-inclusion of patients in the IVM program could be due both to the
483 refusal of patients to receive treatment after it was offered, to non-compliance with the
484 inclusion criteria, or to the decision by the treating physician not to offer this treatment
485 option. Unfortunately, no information is available to confirm the reason for not including
486 each individual patient.

487 When looking at our findings in the context of the results and conclusions of rigorous
488 RCTs, other observational clinical studies, virologic .and molecular biology studies for
489 the evaluation of IVM in COVID-19, we conclude on the plausibility and potential
490 clinical utility of IVM at higher doses than currently approved, optimizing its
491 bioavailability but with a relatively moderate effect size in high-risk population groups.
492 Without safety concerns at the doses used in our program, this report highlights IVM
493 as an intervention that deserves a dispassionate, careful, public health-based
494 consideration for the treatment of patients during present COVID-19 pandemic until

495 superior therapeutic alternatives become available and affordable, and highlights the
496 importance of performing adequately powered RCTs in order to confirm our findings.

497

498

499 **Acknowledgments**

500 The authors would like to acknowledge the authorities of the Government of the Province of La Pampa,
501 Argentina, for their support, and to the Ivermectin Monitored Intervention program collaborators: María
502 Alejandra Ramallo; Andrea Barbero; Liliana Torres; Nadia Paola Andresco Soto; Lucía Martín; Analisa
503 Beneitez; Marcela Natividad Millagueque; Carolina Andrea Spallina; Leandro Ceferino Deambrossio;
504 Silvina Ramos Monso; Emiliano Renzo Beraudo; Raúl Javier Gavotti; Noelia del Valle Godino; Nora
505 Ester Bertón; Carla Noelia Morales; Mariné del Valle Plizzo; Héctor Marsollier; María Estela Martín,
506 Eugenia María Tabares, Lesly Godoy; Gerardo Minudri; Lourdes Bramante; Natalia Mendoza; Paloma
507 De la Prida; María Soledad Arambarry; Silvia Lluch; Vanesa Garro; Santiago Arisi; Silvia Kredes; Gisela
508 Bissio; Marcelo Allara; Juan Guerrero; Pablo Gutierrez; Pamela Astesano, Natalia Baez; Pamela
509 Ulivetti; Mariano Quiroga; Romina Londero; Lorena Carasay; Diego Arroyo; Florencia Calo; Ruth
510 Villagra; Marianela Barbero; Betina Larroque; Angihomar Hernandez; Maria Julia Luján; Enrique
511 Quiroga; Silvia Romera; José Alfonso; Gastón Verna; Nancy Jouly; Gustavo López; Gabriela Barra;
512 Astrid Pérez; Darío Bustos; Yanina Monarde, Dafne Rojas; Franco Balsa; Paola Cervellini, Ariel Soto;
513 Silvia Soto; Cesar Sosa; Bibiana Widemman; Adolfo Barrionuevo; Cecilia Schneider; Adrián Díaz, Luisa
514 Macayo; Ludmila Stern; Maximiliano Elias; Fernando Andreatta; Juleth Mercado: Horacio Ortiz; Oscar
515 Mas; Marcelo Carrizo; Ludvina Luft; María Barrionuevo; Liliana Burgahrtd, Mariana Puglie; Jessica
516 Puglie; María Naab; Carolina De los santos; Ruben Solett; Rocío Cerrada; Carolina Redel; Gloria
517 Baigorria; Gustavo Topfanini; Norberto Rovera; María Morales; Nora Delfino; Amalia León; Alejandra
518 Torres; Matías Muria; Clarisa Gómez; Jorge Jorja; Daniel Celi; Franco Saini, Natalia Vago; Patricia
519 Gimenez; María Torres; Matías Altamira; María Juri, Noelia Rosa; Rita Guerbilli; Pamela Leguizamon;
520 Jorge García; Mariela Torres; Daniela Anechi; Cristian González; Miguel Hermua; Silvina Furik; Noelia
521 Baizero; Silvia Moran; Cecilia Abdala; Erika Yoshida; Anabella Penego; Agustina Abdala; Carla
522 Barboza; Natalia Maison; Rosa Sepulveda; Alicia Cappozi; Vanesa Ferreyra; Yanina Verdugo; Daiana

523 Vanderberg; Dayana Iglesias; Maylen Aimetta; Pablo Sosa; Joaquín Cepeda; Gustavo Sosa; Lilia
524 Schan; Laura Galarza.

525

526 **Author Contributions**

527 Conceptualization: Alejandro Ferrero, Marcelo Bocchio, Ariel Paladini, Juan Barbero,
528 Carlos Delgado, Marcos Miguel, Marcos Alejandro Mayer, Alejandro Krolewiecki,
529 Gustavo Vera, Mario Rubén Kohan.

530 Data curation: Alejandro Ferrero, Marcelo Bocchio, Claudia Elorza, Ariel Paladini,
531 Juan Barbero, Carlos Delgado, Marcos Miguel, Juan Ramón Ojeda.

532 Formal analysis: Marcos Alejandro Mayer, Alejandro Krolewiecki, Pedro Fleitas,
533 Alejandro Ferrero, Mario Rubén Kohan.

534 Investigation: Marcos Alejandro Mayer, Alejandro Krolewiecki, Alejandro Ferrero,
535 Marcelo Bocchio, Juan Barbero, Marcos Miguel, Ariel Paladini, Carlos Delgado,
536 Claudia Elorza, Ana Bertone, Gustavo Vera, Mario Rubén Kohan

537 Methodology: Alejandro Ferrero, Marcelo Bocchio, Juan Barbero, Marcos Miguel, Ariel
538 Paladini, Carlos Delgado, Mario Rubén Kohan.

539 Supervision: Marcos Alejandro Mayer, Gustavo Vera, Mario Rubén Kohan.

540 Writing – original draft: Marcos Alejandro Mayer, Alejandro Krolewiecki, Mario Rubén
541 Kohan.

542 Writing – review & editing: Marcos Alejandro Mayer, Alejandro Krolewiecki, Alejandro
543 Ferrero, Marcelo Bocchio, Juan Barbero, Marcos Miguel, Ariel Paladini, Carlos
544 Delgado, Claudia Elorza, Ana Bertone, Pedro Emanuel Fleitas, Gustavo Vera, Mario
545 Rubén Kohan

546

547 **Funding**

548 This work was supported by the Government of La Pampa, Argentina.

549 **References**

- 550 1. Wu F, Zhao S, Yu B, Chen Y-M, Wang W, Song Z-G, et al. A new coronavirus
551 associated with human respiratory disease in China. *Nature* [Internet].
552 2020;579(7798):265–9. Available from: [https://doi.org/10.1038/s41586-020-](https://doi.org/10.1038/s41586-020-2008-3)
553 2008-3
- 554 2. Johns Hopkins University. COVID-19 Dashboard [Internet]. Available from:
555 [https://gisanddata.maps.arcgis.com/apps/opsdashboard/index.html#/6f1ed23b](https://gisanddata.maps.arcgis.com/apps/opsdashboard/index.html#/6f1ed23bcae049af84a3d23ef2201510)
556 [cae049af84a3d23ef2201510](https://gisanddata.maps.arcgis.com/apps/opsdashboard/index.html#/6f1ed23bcae049af84a3d23ef2201510) (Accessed:10 September 2021).
- 557 3. Moline HL, Whitaker M, Deng L, Rhodes JC, Milucky J, Pham H, et al.
558 Effectiveness of COVID-19 Vaccines in Preventing Hospitalization Among
559 Adults Aged ≥ 65 Years - COVID-NET, 13 States, February-April 2021. *MMWR*
560 *Morb Mortal Wkly Rep.* 2021 Aug;70(32):1088–93.
- 561 4. Thompson MG, Stenehjem E, Grannis S, Ball SW, Naleway AL, Ong TC, et al.

- 562 Effectiveness of Covid-19 Vaccines in Ambulatory and Inpatient Care Settings.
563 N Engl J Med [Internet]. 2021 Sep 8; Available from:
564 <https://doi.org/10.1056/NEJMoa2110362>
- 565 5. Jerving S. The long road ahead for COVID-19 vaccination in Africa. Vol. 398,
566 Lancet (London, England). 2021. p. 827–8.
- 567 6. National Institutes of Health. COVID-19 treatment guidelines panel. Coronavirus
568 disease 2019 (COVID-19) treatment guidelines. [Internet]. 2021. Available from:
569 <https://www.covid19treatmentguidelines.nih.gov/>.
- 570 7. Siemieniuk RAC, Bartoszko JJ, Ge L, Zeraatkar D, Izcovich A, Pardo-
571 Hernandez H, et al. Drug treatments for covid-19: Living systematic review and
572 network meta-Analysis. BMJ. 2020;370(July):1–18.
- 573 8. Omura S, Crump A. Ivermectin: Panacea for resource-poor communities?
574 Trends Parasitol. 2014;30(9):445–55.
- 575 9. Thylefors B, Alleman MM, Twum-Danso NAY. Operational lessons from 20
576 years of the Mectizan Donation Program for the control of onchocerciasis. Trop
577 Med Int Heal. 2008;13(5):689–96.
- 578 10. Laing R, Gillan V, Devaney E. Ivermectin – Old Drug, New Tricks? Trends
579 Parasitol. 2017;33(6):463–72.
- 580 11. Suputtamongkol Y, Avirutnan P, Mairiang D, Angkasekwina N, Niwattayakul K,
581 Yamasmith E, et al. Ivermectin Accelerates Circulating Nonstructural Protein 1
582 (NS1) Clearance in Adult Dengue Patients: A Combined Phase 2/3
583 Randomized Double-blinded Placebo Controlled Trial. Clin Infect Dis an Off

- 584 Publ Infect Dis Soc Am. 2021 May;72(10):e586–93.
- 585 12. Schmith VD, Zhou J, Lohmer LRL. The Approved Dose of Ivermectin Alone is
586 not the Ideal Dose for the Treatment of COVID-19. Clin Pharmacol Ther.
587 2020;108(4):762–5.
- 588 13. Padhi S, Pati A, Panda AK. Effect of ivermectin in the treatment of COVID-19:
589 A trial sequential analysis highlighted the requirement of additional randomized
590 controlled trials. Clin Infect Dis an Off Publ Infect Dis Soc Am. 2021 Aug;
- 591 14. López-Medina E, López P, Hurtado IC, Dávalos DM, Ramirez O, Martínez E, et
592 al. Effect of Ivermectin on Time to Resolution of Symptoms among Adults with
593 Mild COVID-19: A Randomized Clinical Trial. JAMA - J Am Med Assoc.
594 2021;325(14):1426–35.
- 595 15. Vallejos J, Zoni R, Bangher M, Villamandos S, Bobadilla A, Plano F, et al.
596 Ivermectin to prevent hospitalizations in patients with COVID-19 (IVERCOR-
597 COVID19) a randomized, double-blind, placebo-controlled trial. BMC Infect Dis.
598 2021;21(1):1–11.
- 599 16. Krolewiecki A, Lifschitz A, Moragas M, Travacio M, Valentini R, Alonso DF, et
600 al. Antiviral effect of high-dose ivermectin in adults with COVID-19: A proof-of-
601 concept randomized trial. EClinicalMedicine. 2021;37.
- 602 17. Bryant A, Lawrie TA, Dowswell T, Fordham EJ, Mitchell S, Hill SR, et al.
603 Ivermectin for Prevention and Treatment of COVID-19 Infection: A Systematic
604 Review, Meta-analysis, and Trial Sequential Analysis to Inform Clinical
605 Guidelines. Am J Ther. 2021;28(4):e434–60.

- 606 18. Biber A, Mandelboim M, Harmelin G, Lev D, Ram L, Shaham A, et al. Favorable
607 outcome on viral load and culture viability using Ivermectin in early treatment of
608 non-hospitalized patients with mild COVID-19 – A double-blind, randomized
609 placebo-controlled trial. medRxiv [Internet]. 2021 Jan 1;2021.05.31.21258081.
610 Available from:
611 <http://medrxiv.org/content/early/2021/05/31/2021.05.31.21258081.abstract>
- 612 19. World Health Organization (WHO). Ethical issues related to study design for
613 trials on therapeutics for Ebola Virus Disease. WHO Ethics Work Gr Meet
614 [Internet]. 2014;1–7. Available from:
615 http://apps.who.int/iris/bitstream/handle/10665/137509/WHO_HIS_KER_GHE_14.2_eng.pdf;jsessionid=14B35AB4EA36974138B5AE9C8BD93386?sequence=1
616
617 e=1
- 618 20. Bessone F, Hernandez N, Tagle M, Arrese M, Parana R, Méndez-Sánchez N,
619 et al. Drug-induced liver injury: A management position paper from the Latin
620 American Association for Study of the liver. *Ann Hepatol*. 2021 Feb;24:100321.
- 621 21. Navarro M, Camprubí D, Requena-Méndez A, Buonfrate D, Giorli G, Kamgno J,
622 et al. Safety of high-dose ivermectin: A systematic review and meta-analysis. *J*
623 *Antimicrob Chemother*. 2020;75(4):827–34.
- 624 22. Edwards G, Dingsdale A, Helsby N, Orme MLE, Breckenridge AM. The relative
625 systemic availability of ivermectin after administration as capsule, tablet, and
626 oral solution. *Eur J Clin Pharmacol*. 1988;35(6):681–4.
- 627 23. Hill A, Garratt A, Levi J, Falconer J, Ellis L, McCann K, et al. Expression of
628 Concern: “Meta-analysis of Randomized Trials of Ivermectin to Treat SARS-

- 629 CoV-2 Infection.” Open Forum Infect Dis [Internet]. 2021 Aug 1;8(8). Available
630 from: <https://doi.org/10.1093/ofid/ofab394>
- 631 24. Bryant A, Lawrie TA, Fordham EJ. Ivermectin for Prevention and Treatment of
632 COVID-19 Infection: A Systematic Review, Meta-analysis, and Trial Sequential
633 Analysis to Inform Clinical Guidelines. *American Journal of Therapeutics*, 28,
634 e434-e460, July 2021. *Am J Ther*. 2021 Aug;28(5):e573-6.
- 635 25. Roman YM, Burela PA, Pasupuleti V, Piscocoya A, Vidal JE, Hernandez A V.
636 Ivermectin for the treatment of COVID-19: A systematic review and meta-
637 analysis of randomized controlled trials. *Clin Infect Dis an Off Publ Infect Dis*
638 *Soc Am*. 2021 Jun;
- 639 26. Neil M, Fenton N, Kow CS, Hasan SS, Popp M, Stegemann M, et al. Bayesian
640 Hypothesis Testing and Hierarchical Modeling of Ivermectin Effectiveness. *Am*
641 *J Ther*. 2021 Aug;28(5):CD015017.
- 642 27. Alonso DF, Farina HG. Repurposing of host-based therapeutic agents for the
643 treatment of coronavirus disease 2019 (COVID-19): a link between antiviral and
644 anticancer mechanisms? *Int J Antimicrob Agents*. 2020;56(3).
- 645 28. Errecalde J, Lifschitz A, Vecchioli G, Ceballos L, Errecalde F, Ballent M, et al.
646 Safety and Pharmacokinetic Assessments of a Novel Ivermectin Nasal Spray
647 Formulation in a Pig Model. *J Pharm Sci [Internet]*. 2021;110(6):2501–7.
648 Available from: <https://doi.org/10.1016/j.xphs.2021.01.017>
- 649 29. Manary M. It’s the context! *Am J Clin Nutr* 2015;693–4.
- 650 30. Kow CS, Hasan SS. Pitfalls in Reporting Sample Size Calculation Across

651 Randomized Controlled Trials Involving Ivermectin for the treatment of COVID-
652 19. Am J Ther. 2021 Aug;28(5):e616-9.

653 31. Fritz CO, Morris PE, Richler JJ. Effect size estimates: Current use, calculations,
654 and interpretation. J Exp Psychol Gen. 2012;141(1):2–18.

655 32. Tleyjeh IM, Kashour T, Mandrekar J, Petitti DB. Overlooked Shortcomings of
656 Observational Studies of Interventions in Coronavirus Disease 2019: An
657 Illustrated Review for the Clinician. Open Forum Infect Dis. 2021;8(8):1–8.

658