

Agromyzidae (Diptera) in the vicinity of the Kerkini Lake with descriptions of eight new species from Greece

Miloš ČERNÝ

CZ-763 63 Halenkovice 1, Czech Republic; e-mail: cerny.milos@centrum.cz

Abstract. A report on the results of the Agromyzidae fauna of the Greek Nature Reserve associated with Kerkini Lake, known as Wetland Kerkini, is presented. During the survey, 176 species of mining flies of 18 genera were recorded here, including eight species new to science and 127 species representing new records for Greece. Eight new species of Agromyzidae from Greece are described and illustrated: *Agromyza elladanensis* sp. nov., *Agromyza macedonica* sp. nov., *Melanagromyza kerkinica* sp. nov., *Ophiomyia krousianica* sp. nov., *Ophiomyia sigmoidea* sp. nov., *Ophiomyia tschirnhausi* sp. nov., *Amauromyza (Amauromyza) rameli* sp. nov. and *Phytobia graeca* sp. nov.

Key words. Diptera, Agromyzidae, taxonomy, faunistics, new species, new records, Greece, Macedonia, Kerkini

Introduction

The Greek fauna of agromyzids is only insufficiently investigated and thus also relevant literary sources on the distribution of individual species are comparatively rare. Several scattered data include only a few records documenting their occurrence in Greece (BRULLÉ 1832a,b, HENDEL 1920; 1931–1936; PAPP 1984; SPENCER 1966, 1973). Altogether 27 species (17 species from Greek mainland, 12 from Crete, 11 from Dodecanese Islands, 3 from Cyclades Islands and 1 species from North Aegean Islands) are recorded in the Fauna Europaea (MARTINEZ 2010). A limited new material was worked out only recently and some new faunistic data, contributing to the knowledge of the East-Mediterranean area, were published recently (ANAGNOU-VERONIKI et al. 2004; ČERNÝ & MERZ 2006; ZLOBIN 2001a, 2003; TSCHIRNHAUS 1991; SOULIOTIS et al. 1998; SOULIOTIS & SÜSS 2004). Some additional papers and short communications concern several species of economic importance and those controlled as quarantine pests (e.g. RODITAKIS 1994–1998, SIMOGLU et al. 2008).

Recently Greece becomes an area of increasing entomological investigation and interesting but unidentified material (including Agromyzidae) has been accumulated in collections and waiting for a study and publishing. A rapid extension of faunistic data from the East-Medi-

terranean area may be thus rightfully expected. Up to now, no data from the vicinity of the Kerkin Lake (North Greece: Macedonia) are available and results presented here represent the first comprehensive list of species from this area.

Altogether 176 species of mining flies (Agromyzidae) of 18 genera are recorded here. This number includes eight new species for science (*Agromyza elladanensis* sp. nov., *Agromyza macedonica* sp. nov., *Melanagromyza kerkinica* sp. nov., *Ophiomyia krousianica* sp. nov., *Ophiomyia sigmoidea* sp. nov., *Ophiomyia tschirnhausi* sp. nov., *Amauromyza (Amauromyza) rameli* sp. nov., *Phytobia graeca* sp. nov.) and 127 species new for the fauna of Greece.

Material and methods

All the examined material was obtained from 40 localities in the vicinity of the Kerkin Lake in Macedonia, Northern Greece, by means of Malaise traps (MT), yellow pan traps (YPT) and sweeping (SW) during 2005–2010. Traps were placed in the elevation from 36–1600 m a.s.l. and all samples were taken by Gordon Ramel.

Genera and species in the two subfamilies Agromyzinae and Phytomyzinae are arranged alphabetically. Distribution of species in Europe is well documented in the database 'Fauna Europaea' which is available on the Internet (MARTINEZ 2010). Therefore, I give here only records which are not listed in this database. The species, which are new to Greece, are marked with an asterisk (*) before the name.

The material examined is preserved in the following collections:

MCHC Miloš Černý private collection, Halenkovice, Czech Republic;
NMPC National Museum, Praha, Czech Republic.

The morphological terminology essentially follows PAPP & DARVAS (2000). The type material is marked (fundamental principles) by different labels: holotype (red), paratype (yellow) and species identification (white). The labels of type specimens are cited in verbatim, data on different labels being divided by double-slash (/), while lines of a single label are divided by a slash (/).

Abbreviations of morphological terms used in text and/or figures:

acr = acrostichal setulae	ori = anterior fronto-orbital seta
as = apical scutellar seta	ors = posterior fronto-orbital seta
bs = basal scutellar seta	pd = posterodorsal seta
CuA ₁ = cubitus	ppl = propleural seta
dc = dorsocentral seta	prs = presutural seta
DM-Cu = discal medial-cubital cross vein (posterior, tp)	prsc = prescutellar seta
epa = outer (external) post-alar seta	pvt = postvertical seta
ge = genal seta	R ₂₊₃ = 2 nd branch of radius
hu = postpronotal (humeral) seta	R ₄₊₅ = 3 rd branch of radius
ia = intra-alar seta or setulae	R-M = radial-medial cross vein (anterior, ta)
ipa = inner post-alar seta	sa = supra-alar seta
mspl = anepisternal (mesopleural) seta	stpl = katepisternal (sternopleural) seta
M ₁ = 1 st branch of media	vi = vibrissal seta
ntp = notopleural seta	vte = lateral (outer) vertical seta
oc = ocellar seta	vti = medial (inner) vertical seta
os = orbital setulae	

List of localities

(Fig. 78)

1. Ano Poroia Village, Kerkini Mts., 41°18'37"N 23°03'58"E, 1340 m a.s.l., SW. Locality with herbaceous vegetation after cut down forest on the boundary of an abandoned military laager with vegetation similar to the locality no. 2.
2. Ano Poroia Village, Kerkini Mts., Base Camp site, 41°18'35"N 023°03'36"E, 1300 m a.s.l., MT. It is situated in and around an abandoned army camp; the traps were set alongside paths and at the edges of the forest. It has a south facing aspect. The vegetation is a mixture of deciduous forest dominated by *Fagus sylvatica*, *Rubus* sp. and *Rosa* sp. and forestry pine plantation (*Pinus sylvestris*). The site is subject to regular grazing by cattle.
3. Ano Poroia Village, Kerkini Mts., Base Camp 1777 site, 41°19'02"N 023°04'38"E, 1600 m a.s.l., MT. It is situated immediately above the tree-line and has a south facing aspect. The site is subject to regular grazing by cattle. A forestry pine plantation (*Pinus sylvestris*) was nearby.
4. Ano Poroia Village, Kerkini Mts., Platanus forest, 41°18'05"N 23°02'22"E, 1000 m a.s.l., MT. This is a large plateau with some forestry pine plantation (*Pinus sylvestris*) at its eastern edge and with stream with associated alder carr (*Alnus glutinosa*) close to the western edge. In between, there is a large cleared area dominated by grasses with some *Paliuris spina-christi* and *Rubus* sp. and the whole area is surrounded by beech forest (*Fagus sylvatica*).
5. Ano Poroia Village, Kerkini Mts., Plateau Beech forest, 41°18'53"N 23°01'46"E, 1000 m a.s.l., MT. The same habitat description as locality No. 4.
6. Ano Poroia Village, Kerkini Mts., Plateau Malaise, 41°18'59"N 23°01'58"E, 1000 m a.s.l., MT. The same habitat description as locality No. 4.
7. Kerkini Village, Café Elodia Site, 41°12'46.8"N 023°05'42.9"E, 40 m a.s.l., MT. This locality site is on the eastern side of the village of Kerkini in an area of rough grassland alongside the marshes of the old river bed. The trap was immediately adjacent to the reeds (*Phragmites australis*) and a willows (*Salix* sp.), about 2 metres from the actual water.
8. Kerkini Village, Kerkini Marsh Site, 41°13'32.8"N 023°05'04.2"E, 45 m a.s.l., MT. Small marsh on the northern edge of the village of Kerkini.
9. Kerkini Village, Krouisia Mts. Site, 41°11'32.4"N 023°03'59.5"E, 190 m a.s.l., MT. This locality on the lower, north facing slopes of the Krouisia Mts. on margin of the mixed deciduous forest, dominated by oak (*Quercus pubescens*).
10. Kerkini Village, Kerkini Lake, 41°12'44"N 23°04'28"E, MT. This locality site is on the southern side of the village of Kerkini with vegetation similar to the locality no. 7.
11. Kerkini Village, Pumping Station Site, 41°12'48.7"N 23°06'11.9"E, 40 m a.s.l., MT. A moist locality along the drain near the pumping station with a rich vegetation and dominant willows (*Salix* sp.) and reeds (*Phragmites* sp.).
12. Kerkini Village, Timber Yard Site, 41°13'29.2"N 23°05'07.9"E, 45 m a.s.l., MT. This trap was inside the yard of a timber merchant, stood beside a large pile of uncut logs (*Populus* sp.) with an arable field behind it.
13. Lithotopos Village, Ecotourism Site, 41°08'15.6"N 23°13'01.2"E, 65 m a.s.l., MT. This is a slightly anthropogenic site, being set in a fallow field adjacent to the Centre for the Promotion of Ecotourism in Lithotopos. The ground is stony, with a few trees around, mostly *Paliuris spina-christi* and planted *Acer* sp. The vegetation is otherwise mixed herbaceous/graminaceous and contains quite a few flowering plants.
14. Lithotopos Village, Kerkini Lake Site, MT. 41°09'06.5"N 023°11'55.0"E, 75 m a.s.l., MT. The trap was situated 400 metres south of the lake. It was at the edge of an olive orchard beside the fence, there was a hedge of native vegetation, dominated by *Paliuris spina-christi*, about 5 metres wide and a more mature olive plantation behind this. This is a dryish habitat on a siliceous soil of a north facing slope with no grazing, 2.5 kilometres from the Lithotopos Village.
15. Megalohori Village, field, 41°14'49.7"N 23°13'22.3"E, 38 m a.s.l., MT. This was a brown field site of about 0.5 hectare in area in the centre of the village of Megalohori. The dominant vegetation was an unknown species of grass.
16. Megalohori Village, Megal March, 41°15'01"N 23°14'08"E, 38 m a.s.l., MT and SW. A very antropogenous locality with regular grazing, placed between the flooded area of the Strymon river and north-eastern margin

- of the Megalohori village. The locality is surrounded by commercial plantations of poplar (*Populus* sp.), other flora includes *Paliuris spina-christi*, *Sambucus nigra*, *Salix* sp.
17. Megalohori Village, Trigono Site, 41°15'02"N 23°12'41"E, 36 m a.s.l., YPT. The trap was situated in the flood area of Strymon river with vegetation similar to the localities no. 15 and 16.
 18. Neo Petritsi Village, Farfara Site, 41°19'30.5"N 23°15'00.1"E, 750 m a.s.l., MT. This locality is situated immediately besides a fast flowing, permanent stream (called Sultanitsa locally). Stream edges are surrounded by a sparse alder (*Alnus* sp.) growth and covered by a rich vegetation (*Acer platanoides*, *Achillea* sp., *Alnus glutinosa*, *Anthemis* sp., *Artemisia* sp., *Atropa bella-donna*, *Bromus* sp., *Campanula* sp., *Carex pendula*, *Carpinus betulus*, *Circea lutetiana*, *Corylus avellana*, *Digitalis lanata*, *Epilobium* sp., *Euphorbia* sp., *Mentha* sp., *Salix caprea*, *Sambucus nigra*, *Clematis vitalba*, *Eupatorium cannabinum*, *Fagus sylvatica*, *Galium aparine*, *Geum urbanum*, *Hypericum hirsutum*, *H. perforatum*, *Juncus effusus*, *Lysimachia punctata*, *Petasites hybridus*, *Plantago lanceolata*, *Plantago major*, *Rubus* sp., *Rumex acetosella*, *Sambucus ebulus*, *Scrophularia* sp., *Solanum dulcamara*, *Stachys sylvatica*, *Trifolium* sp., *Tussilago farfara*, *Urtica dioica*, *Verbascum* sp.).
 19. Neo Petritsi Village, Helicopter Site, 41°20'25.7"N 23°13'58.5"E, 1245 m a.s.l., MT and YPT. The locality was placed on a northeast facing edge of a grassed slope leading into a mixed deciduous forest. Vegetation is composed especially by *Acer campestre*, *Achillea* sp., *Armeria* sp., *Briza media*, *Chamaecytisus* sp., *Fagus sylvatica*, *Galium* sp., *Hieracium* sp., *Hypericum olympicum*, *H. perforatum*, *Juniperus communis*, *Linaria* sp., *Plantago lanceolata*, *Potentilla* sp., *Prunus* sp., *Pteridium aquilinum*, *Rhinanthus trixago*, *Rosa* sp., *Salix* sp., *Salvia* sp., *Sambucus ebulus*, *Trifolium arvense*.
 20. Neo Petritsi Village, Kerkin Mts., Army Camp Site, 41°18'46"N 23°13'00"E, 1600 m a.s.l., YPT. This locality is an abandoned military laager with the antropogenous subalpine flora, recently used as a pasture for livestock. In the vicinity, there is a natural beech forest (*Fagus sylvatica*).
 21. Neo Petritsi Village, Kerkin Mts., Bunker Hill, 41°19'07"N 23°16'13"E, 815 m a.s.l., YPT. These traps were placed along a wide, rough path along the edge of a southeast facing ridge. The area has a rich herbaceous flora. The site is a subject to intermittent grazing by cattle, goats and horses. The area includes a number of degraded stone-lined bunkers.
 22. Neo Petritsi Village, Midway Site, 41°18'49.8"N 23°16'35.6"E, 750 m a.s.l., MT. This locality is situated on a dry southern slope with a mixed deciduous forest (*Acer campestre*, *Carpinus betulus*, *Cornus mas*, *Crateagus monogyna*, *Fraxinus ornus*, *Ostrya carpinifolia*, *Quercus* sp.) with a rich herbal vegetation (*Bromus* sp., *Buglossoides purpureoacerulea*, *Cichorium inthybus*, *Convolvulus* sp., *Echium italicum*, *Euphorbia* sp., *Hypericum montbretii*, *H. perforatum*, *Koeleria* sp., *Marrubium peregrinum*, *Onopordum acanthium*, *Salvia sclarea*, *Teucrium chamaedrys*, *Thymus* sp., *Trifolium* sp., *Verbascum* sp.).
 23. Neo Petritsi Village, Petritsi Stream Site, 41°17'43.7"N 23°17'12.6"E, 250 m a.s.l., YPT and SW. It was situated immediately beside a permanent stream Sultanitsa, 1 km (by road) up into the Kerkin Mts. from the village of Neo Petritsi. It has a south facing aspect and was surrounded by plane trees (*Platanus orientalis*). The area away from the stream is sharply inclined and dominated by *Quercus coccifera*.
 24. Neo Petritsi Village, Stratiom Site, 41°17'57"N 23°17'46"E, 440 m a.s.l., YPT. The trap was situated on the scrub forest edge with vegetation similar to the locality no. 22.
 25. Neo Petritsi Village, Strymon Floodplain, 41°15'51"N 23°19'25"E, 48 m a.s.l., YPT. These traps were set on the flood plain of the river Strymon, on the northern bank. The substrate is very sandy, the flora is dominated by grasses and low herbs, particularly Euphorbiaceae, with a few scattered tamarisk trees (*Tamarix parviflora*). The area is subject to regular grazing by cattle, goats and sheep.
 26. Neo Petritsi Village, Sultanitsa Site, 41°19'02.1"N 23°12'05.0"E, 1485 m a.s.l., MT. The trap was situated over the bog/steep that is the spring area of the Sultanitsa stream. This was an entirely home-made trap in the shape of a simple cone of blue of material leading to a collecting bottle. It was placed immediately above the place where the bog turns into a stream and enters the beech forest; it faced down hill into the forest. A rich vegetation consists of *Acer platanoides*, *Alchemilla cinerea*, *Cirsium* sp., *Corylus avellana*, *Dactylis glomerata*, *Dorycnium herbaceum*, *Eriophorum latifolium*, *Fagus sylvatica*, *Juncus effusus*, *Malus* sp., *Mentha* sp., *Myosotis* sp., *Nonea* sp., *Plantago major*, *Prunus* sp., *Pteridium aquilinum*, *Ranunculus sardous*, *Scrophularia* sp., *Stellaria* sp., *Urtica dioica*, *Verbascum* sp., *Viola tricolor*.
 27. Promahonas Village, Angistrou Mts., 41°19'38"N 23°24'25"E, 785 m a.s.l., YPT. The trap was situated in the mountain locality with dominant scrub vegetation.

28. Promahonas Village, Mezas 1 Site, 41°20'52"N 23°20'32"E, 55 m a.s.l. This is a slightly moist (yet not often flooded) part of the flood plain of the river Strymon, the vegetation is dominated by *Rubus* sp. and a variety of lush herbs and grasses; it is a subject of regular grazing by cattle.
29. Promahonas Village, Mezas 2 Site, 41°22'22"N 23°19'58"E, 75 m a.s.l., YPT. The traps were set out across a gently sloping field, around the edges of some scrub and along the edges of a mass of reed (*Phragmites australis*) leading down eventually to the bank north-western of the river Strymon. The area is a subject of regular grazing by cattle.
30. Promahonas Village, Mezas 3 Site, 41°23'04"N 23°18'54"E, 135 m a.s.l., YPT, an area of open, rocky scrubland, *Paliurus spina-christi* and *Quercus* sp.
31. Promahonas Village, Mezas 4 Site, 41°23'02"N 23°17'52"E, 225 m a.s.l., YPT, in glades and along paths in the forest, the habitat is open mixed deciduous forest dominated by oak (*Quercus* sp.).
32. Promahonas Village, Procom Site, 41°22'38.1"N 23°21'51.8"E, 60 m a.s.l., MT. This trap was situated in a glade created by a massive fallen tree in a riverine forest along the banks of the Bisistrisa river north of the village of Promahonas and half a kilometer from the shopping complex of Procom. At this point the river delineates the Greek border with Bulgaria. The forest is continuous for some kilometers and extant on both sides of the river. The dominant trees are *Populus alba*, *Juglans regia* and *Corylus avellana*, the lower vegetation is dominated by bramble (*Rubus* sp.) and horsetail (*Equisetum telmateia*).
33. Promahonas Village, Roupel's Gorge Site, 41°18'18"N 23°20'00"E, 78 m a.s.l., YPT. These traps were set beside and within the forestry pine plantation (*Pinus sylvestris*) that occupies the lower slopes of the hills along the western bank of the river Strymon at the southern end of Roupels Gorge.
34. Vironia Village, Beabies Site, 41°19'15.4"N 23°13'39.6"E, 1150 m a.s.l., MT. This trap was situated besides a fast flowing, permanent stream Sultanitsa. It was in a natural mixed beech and spruce forest, with a few other tree species mixed in. It has a north-north-east facing aspect and there was still snow falling there in April. Vegetation consists of *Abies alba*, *Acer platanoides*, *Athyrium filix-femina*, *Fagus sylvatica*, *Ostrya carpinifolia*, *Salix caprea*, *Dactylis glomerata*, *Digitalis viridiflora*, *Epilobium angustifolium*, *Equisetum* sp., *Eupatorium cannabinum*, *Euphorbia amygdaloides*, *Fragaria vesca*, *Galium aparine*, *Geranium robertianum*, *Geum urbanum*, *Hypericum hirsutum*, *H. perforatum*, *Impatiens noli-tangere*, *Luzula multiflora*, *Melica uniflora*, *Polypodium vulgare*, *Oxalis acetosella*, *Rubus* sp., *Sambucus nigra*, *Saxifraga rotundifolia*, *Scrophularia* sp., *Solanum dulcamara*, *Stachys sylvatica*, *Tussilago farfara*, *Veronica beccabunga*, *V. chamaedrys*.
35. Vironia Village, Calandra Site, 41°16'29"N 23°15'40"E, 130 m a.s.l., YPT. The trap was situated on the alluvial plain of Strymon river valley with rough grassland vegetation.
36. Vironia Village, Kerkini Mts. Site (Beles), 41°17'19.5"N 23°12'18.4"E, 550 m a.s.l., MT. This trap was situated on the south facing side of Kerkini Mts. It was a rich meadow, cut about twice a year, backing onto mixed deciduous forest. It is a relatively moist habitat on siliceous soils. The following plants dominant: *Acer campestre*, *A. platanoides*, *Carpinus betulus*, *Platanus orientalis*, *Prunus* sp., *Sambucus nigra*, *Tilia tomentosa*, *Urtica dioica*.
37. Vironia Village, near Ramna Site, 41°17'44"N 23°11'37"E, 640 m a.s.l., YPT. The trap was situated on the forest clearing with vegetation similar to the locality no. 38.
38. Vironia Village, Ramna Site, 41°17'42.5"N 23°11'33.1"E, 630 m a.s.l., MT. The trap was situated immediately beside a fast flowing, permanent stream. It had a south facing aspect and was surrounded by mixed deciduous forest. The following plants dominate: *Acer campestre*, *A. platanoides*, *Allium* sp., *Alnus glutinosa*, *Asplenium trichomanes*, *Athyrium filix-femina*, *Carpinus betulus*, *Clematis vitalba*, *Cyclamen hederifolium*, *Euphorbia amygdaloides*, *Fragaria vesca*, *Geranium macrorrhizum*, *Hedera helix*, *Lamium maculatum*, *Platanus orientalis*, *Polypodium vulgare*, *Prunus* sp., *Rubus* sp., *Sambucus nigra*, *Saxifraga rotundifolia*, *Tilia tomentosa*, *Urtica dioica*.
39. Vironia Village, Strymon Marches Site, 41°15'18"N 23°14'27"E, 35 m a.s.l., YPT. This locality was situated near to the river Strymon.
40. Vironia Village, Strymon River Bank Site, 41°15'11"N 23°13'57"E, 38 m a.s.l., SW. This locality was situated at and within an area of marshy vegetation near to the river Strymon. It was a damp site with surface water nearby and lush vegetation, the dominant trees are *Alnus glutinosa* and *Salix* sp.

Taxonomy

Agromyza elladanensis sp. nov.

(Figs. 1–3, 7–14)

Type locality. Greece, Macedonia, Serron, Krousia Mts., 41°11'32.4"N 23°03'59.5"E, 190 m a.s.l.

Type material. HOLOTYPE: ♂, 'Greece: 2007 / 41.11.32,4N 23.03.59,5E / Krousia Mts., 20.-26.vii. / G. Ramel leg., 190 m, MT // Project Kerkini / the biodiversity study of / Wetland Kerkini / G. Ramel leg. // *Agromyza elladanensis* sp. nov. / det. M. Černý 2010 // Holotype' (NMPC). Loc. No. 9. Terminalia dissected, mounted on the same pin (medium: glycerine and gum resin).

PARATYPE: ♂, 'Greece: Kerkini 2007 / 41.11.32,4N 23.03.59,5E / Krousia Mts., 13.-19.vi.07 / G. Ramel leg., 190 m // Project Kerkini / the biodiversity study of / Wetland Kerkini / G. Ramel leg. // *Agromyza elladanensis* sp. nov. / det. M. Černý 2010 // Paratype' (MCHC), Loc. No. 9. Terminalia dissected, mounted on the same pin (medium: glycerine and gum resin).

Description (male, holotype). Head black, frontal vitta blackish brown, matt, ochre near lunule; ocellar triangle brownish black and fronto-orbital plate blackish brown, shining, gena brown, antennal cavities blackish brown, shining, mouth margin yellow. Antenna brown, pedicel and scape pale ochre brown, palpi blackish brown. Thorax dark, scutum black shining, scutellum blackish brown. Postpronotal lobe and notopleuron ochre brown, anepisternum blackish brown, only narrowly bordered with yellow along upper and hind margin. Wing hyaline, with yellowish white base, veins ochre yellow. Calypters white, their margin and fringe yellowish white. Knob of halteres white, stem yellowish white basally. Legs brown, tibiae and tarsi pale, fore knees ochre yellow. Abdomen blackish brown, matt.

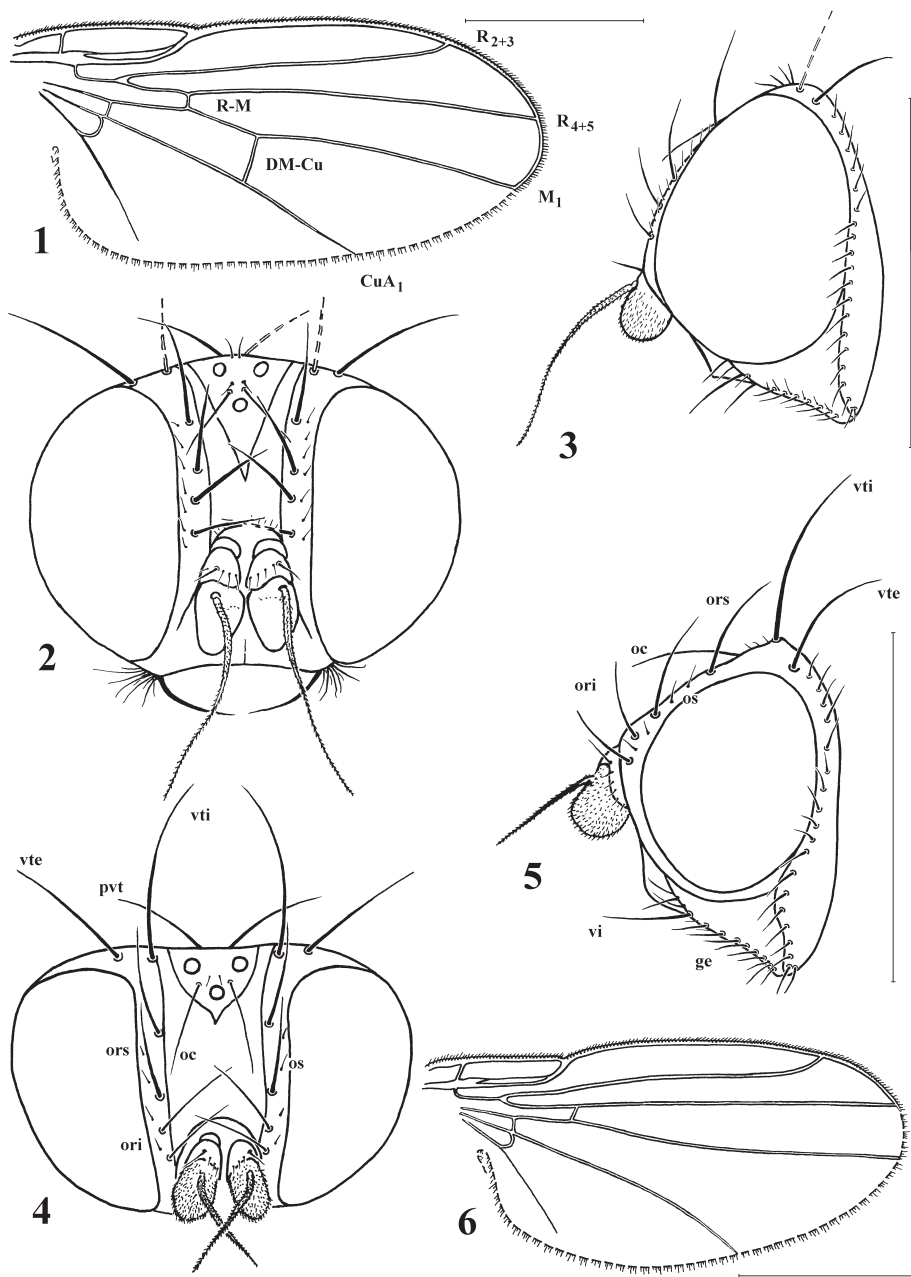
Head (Figs. 2–3). Frons narrow, about as wide as 1.18 width of eye at level of anterior ocellus, slightly tapering toward lunule. Fronto-orbital plate little distinct, narrow, each about 0.17 width of frons, prominent beyond eye in profile, as broad as scape at level of lunule. Ocellar triangle large, anterior tip reaching level of ors setae. Two long ors setae and 2 shorter inclinate and slightly reclinate ori setae present, distance between the two ors twice as long as that between ori. Orbital setulae in one row, reclinate. Lunule low, only slightly higher than semicircular. First flagellomere covered with short hairs. Arista only 0.88 times as long as eye is high, short setulose. Eye higher than broad in relation 1.3 : 1.0, totally bare. Parafacialia very narrow, gena highest in posterior part, reaching 0.28 height of eye. One stronger and long vi seta and 7–8 ge setae present. Epistoma lacking.

Scutum with 0+3 dc setae, 1st dc seta only 0.3 as long as 3rd dc, 1st dc seta inserted in front of sa setae line. Prescutellar seta as long as 1st dc seta. Acrostichal setulae in 8–10 rows, some hairs reaching beyond line of 3rd dc setae. One shorter ia seta and numerous presutural and postsutural ia setulae in 5–6 rows present, as long as acr setulae. Postpronotal lobe with 1 hu seta and 6–8 setulae. One long epa seta 1.5 times longer than 1st dc seta. All usual setae present: 1 oc, 1 pvt, 1 vte, 1 vti, 1 ppl, 1+1 ntp, 1 mspl, 1 stpl, 1 sa, 1 prs, 1 bs, 1 as.

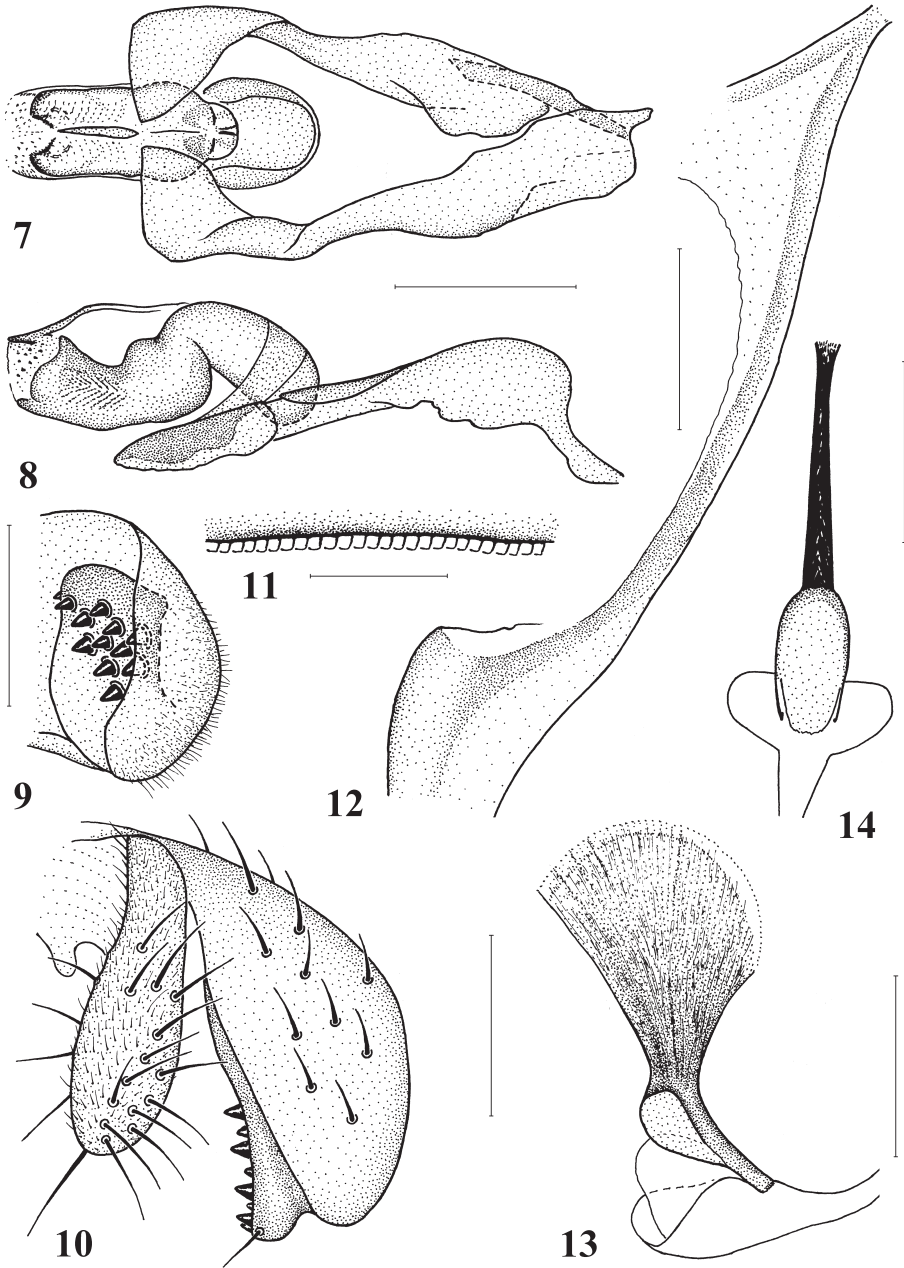
Wing (Fig. 1) 2.52 mm long, costa reaching end of vein M₁, wing apex in middle between R₄₊₅ and M₁, relation of costal sections 2–4 as 3.64 : 1.45 : 1.00. Last section of CuA₁ short, only 0.75 as long as last but one section.

Legs: mid tibiae without strong pd setae.

Abdomen oval, 6th tergite as long as 5th tergite. Stridulating mechanism (Fig. 11) consisting of weakly sclerotized scales of same shape and size. Male terminalia (Figs. 7–10, 12,



Figs. 1–6. 1–3 – *Agromyza elladanensis* sp. nov., ♂. 1 – wing; 2 – head in frontal view; 3 – the same in lateral view. 4–6 – *A. macedonica* sp. nov., ♂. 4 – head in frontal view; 5 – the same in lateral view; 6 – wing. Scales = 0.5 mm (Figs. 2–5) and 1 mm (Figs. 1, 6).



Figs. 7–14. *Agromyza elladanensis* sp. nov., ♂. 7 – phallus in ventral view; 8 – the same in lateral view; 9 – surstylus ventral view; 10 – epandrium, surstylus and cercus in caudal view; 11 – stridulating mechanism; 12 – hypandrium; 13 – ejaculatory apodeme in lateral view; 14 – the same in dorsal view. Scales = 0.1 mm.

13): epandrium indistinctly broader than high in relation 1.25 : 1.00. Surstylus (Figs. 9–10) with about 12 strong spines on inner surface. Cerci long, reaching 0.75 height of epandrium, clavate, with long setae. Phallus (Figs. 7–8) about 0.5 length of phallopodeme, symmetrical, distiphallus slightly pigmented, with short and narrow distal tubules. Mesophallus short, slightly broader than distiphallus. Hypandrium (Fig. 12) V-shaped, with narrow but basally dilated arms. Ejaculatory apodeme (Figs. 13–14) small, only 0.7 as long as phallus, V-shaped, 2.06 times as long as deep.

Female. Unknown.

Body length 2.38–2.55 mm (holotype 2.55 mm).

Variability. The paratype is not distinct in colour from the holotype. Only the following characters are different: the width of frons is 1.30 times broader than the eye and the wing is 2.25 mm long.

Differential diagnosis. The new species belongs to the *nigripes* group and resembles *A. phragmitidis* Hendel, 1922, which differs from *A. elladanensis* sp. nov. as follows: the eyes are very large, slightly pubescent; the parafacials are not visible in front of the eye in profile; 3 ori setae of the same length are well developed; the gena is highest in the posterior part reaching 0.10–0.17 height of the eye; the wing apex is placed at tip of R_{4+5} . The male terminalia of both species are clearly different (see GRIFFITHS 1963, SPENCER 1976). Structures of the male terminalia are very similar to the Afrotropical species *A. graminaceae* Spencer, 1985, which was described from Kenya (SPENCER 1985). However, this species is characterized by a broad epistoma, a short ocellar triangle and yellowish-grey calypters with a dark, brownish fringe.

Etymology. This species is named after county Elláda in Greece where the holotype was found.

Bionomics. Unknown.

Distribution. Greece (Macedonia): Kerkini. Known only from the type locality.

Agromyza macedonica sp. nov.

(Figs. 4–6, 15–22)

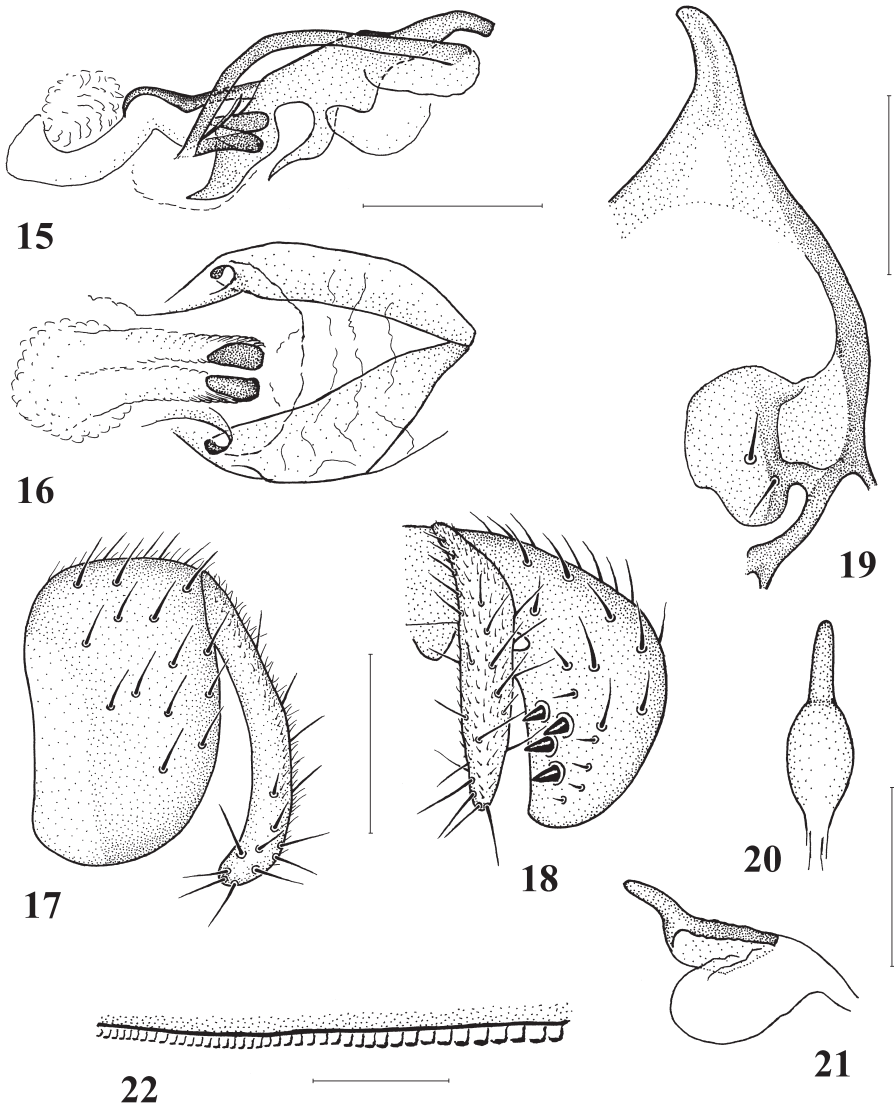
Type locality. Greece, Macedonia, Serron, Kerkini Village, 41°12'46.8"N 23°05'42.9"E, 40 m a.s.l.

Type material. HOLOTYPE: ♂, 'Greece: Kerkini, 2008 MT / 41.12.46,8N 23.05.42,9E / Cafe Elodia, 14.-20.iv.08 / G. Ramel leg., 40 m // Project Kerkini / the biodiversity study of / Wetland Kerkini / G. Ramel leg. // *Agromyza macedonica* sp. nov. / det. M. Černý 2010 // Holotype' (NMPC). Loc. No. 7. Terminalia dissected, mounted on the same pin (medium: glycerine and gum resin).

Description (male, holotype). Head black, frontal vitta brown, ochre brown near lunule. Ocellar triangle brownish black and fronto-orbital plate matt black, antennae black, antennal cavities brownish black, mouth margin ochre yellow, palpi blackish brown. Gena ochre brown, parafacialia blackish brown. Scutum matt black, scutellum paler, blackish brown, shining. Wing smoky brownish, base of wing and vein brown. Knob of halteres white, stem yellowish white basally. Calypters grey, margin and fringe pale brown. Legs blackish brown, fore and middle knees paler. Abdomen blackish brown, matt.

Head (Figs. 4–5). Frons broad, about twice as broad as eye at level of anterior ocellus, slightly tapering towards lunule. Ocellar triangle small, conspicuously protruding above level

of frons. Fronto-orbital plate narrow, each about 0.11 width of frons, distinctly visible in front of eye in profile, more prominent at bases of antennae. Parafacialia visible only as a narrow ring below eyes, gena highest in posterior part, reaching 0.36 height of eye. A sharp keel (distinct in profile) developed between antennal cavities. First flagellomere slightly longer than high. Arista short, only 0.55 times as long as eye height, thickly setulose. Epistoma lacking. Two



Figs. 15–22. *Agromyza macedonica* sp. nov., ♂. 15 – phallus in lateral view; 16 – the same in ventral view; 17 – epandrium, surstylus and cercus in lateral view; 18 – the same in caudal view; 19 – hypandrium; 20 – ejaculatory apodeme in dorsal view; 21 – the same in lateral view; 22 – stridulating mechanism. Scales = 0.1 mm.

long reclinate ors setae, and 2 ori setae present, both inclinate and slightly reclinate. Orbital setulae sparse, reclinate. One weak vi seta and numerous ge setae present.

Scutum with 2+3 dc setae being partly reduced anteriorly, 1st dc seta slightly longer than acr setulae, 2nd dc seta only half as long as 5th dc. Acrostichal setulae in 4 regular rows, rarely reaching to line of 5th dc, prsc seta only half as long as 5th dc. One weak ia seta present. All usual setae present: 1 oc, 1 pvt, 1 vte, 1 vti, 1 ppl, 1 hu, 1+1 ntp, 1 mspl, 1 stpl, 1 sa, 1 prs, 1 bs, 1 as.

Wing (Fig. 6) 1.72 mm long, costa ending slightly before tip of R_{4+5} , relation of costal sections 2–4 as 4.57 : 1.39 : 1.00, outer cross vein lacking.

Legs. Mid tibia without pd setae.

Abdomen, 5th and 6th tergite equally long. Stridulating mechanism (Fig. 22) consisting of weakly sclerotized scales of rectangular shape, narrowed posteriorly. Male terminalia (Figs. 20–26): epandrium indistinctly broader than high in relation 1.12 : 1.00. Surstylus (Fig. 18) with 4 strong spines on inner surface. Cerci (Figs. 17–18) long and narrow, almost as long as height of epandrium, ventrally distinctly turned to epandrium. Phallus (Figs. 15–16) about 0.2 length of phallopodeme, symmetrical, distiphallus very slightly pigmented, with short and narrow distal tubules. Hypandrium (Fig. 19) with slender arms and short and curved hypandrial apodeme. Ejaculatory apodeme (Figs. 20–21) minute, with narrow blade, only 0.45 length of phallus, slightly pigmented.

Female. Unknown.

Body length 1.59 mm.

Differential diagnosis. *Agromyza macedonica* sp. nov. belongs to the *orobi* species group (ZLOBIN 2000, 2001b). The male terminalia are similar to other species of this group but some of their details are markedly different. *Agromyza paucineura* Zlobin, 2001, known only from south-eastern European Russia, seems to be closely related (DM-Cu cross vein is also absent) but it differs by the following characters: the fronto-orbital plate is dull reddish to entirely black, the frons, the lunule and the gena are dull reddish or yellowish, the antennal segments are yellowish brown; the epistoma is distinct, 0.5–0.8 times as long as the first flagellomere; the gena is deepest posteriorly, 0.4–0.5 times as high as eye; 1+3 dc setae are present; the second costal section is 2.4–3.0 times as long as the third, the third section is 1.0–1.2 times as long as the fourth; each surstylus bears a group of 8–9 short spines on the ventral margin; the structures of the distiphallus complex are quite different.

Etymology. The name of *A. macedonica* sp. nov. indicates the region (Macedonia) where the holotype was found.

Bionomics. Unknown.

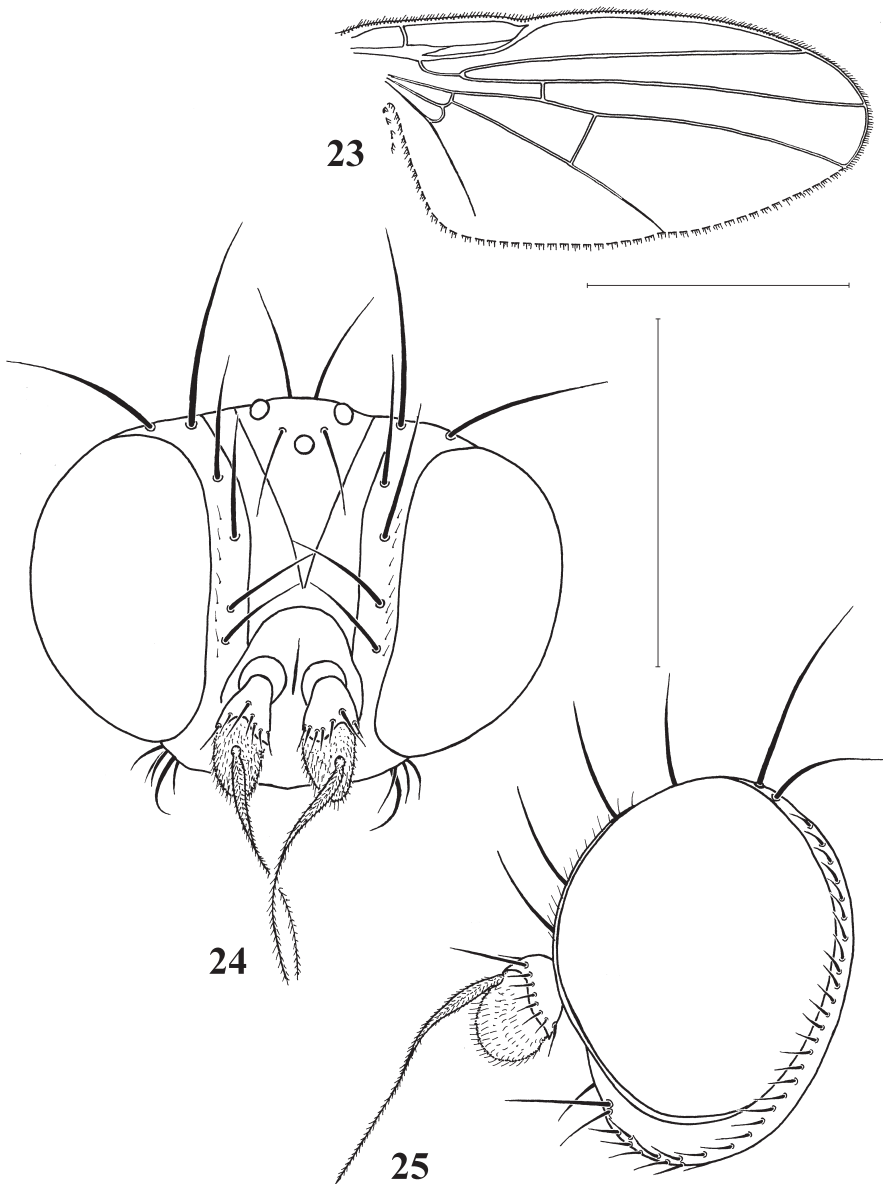
Distribution. Greece (Macedonia): Kerkini. Hitherto known only from the type locality.

Melanagromyza kerkinica sp. nov.

(Figs. 23–32)

Type locality. Greece, Macedonia, Serron, Krousia Mts., Kerkini Village, 41°11'32.4"N 23°03'59.5"E, 190 m a.s.l.

Type material. HOLOTYPE: ♂, 'Greece: Kerkini / Krousia Mts., 190 m / 30.v.-5.vi.2007, MT / G. Ramel leg. // Project Kerkini / 41.11.32,4N/23.03.59,5E // *Melanagromyza kerkinica* sp. nov. / det. M. Černý 2010 // Holotype' (NMPC). Loc. No. 9. Terminalia dissected, mounted on the same pin (medium: glycerine and gum resin).



Figs. 23–25. *Melanagromyza kerkinica* sp. nov., ♂. 23 – wing; 24 – head in frontal view; 25 – the same in lateral view. Scales = 0.5 mm (Figs. 24, 25) and 1 mm (Fig. 23).

Description (male, holotype). Head black, ocellar triangle and frontal vitta black, matt; fronto-orbital plate black, slightly shining. Antennae black, only scape and arista brown; antennal cavities black, slightly shining. Scutum black, grey dusted, matt; scutellum black, matt. Notopleuron and postpronotal lobe paler, leathery brown. Wing hyaline, base of wing ochre brown, veins pale brown. Calypters grey, their margin and fringe pale ochre brown. Knob and base of halteres brown, stem ochre yellow. Legs brown. Abdomen black.

Head (Figs. 24–25). Frons broad, about as wide as 1.64 width of eye at level of anterior ocellus, slightly tapering toward lunule. Fronto-orbital plate distinct in profile only as narrow ring in front of eye. Ocellar triangle large, anterior tip reaching line of upper ori setae. Lunule higher than semicircle, its upper margin at upper ori setae line, of same height and length, with a longitudinal groove in the middle and slightly contracted at level of lower ori seta. Base of antennae separated by distance equal to 0.3 width of scape. First flagellomere spherical, covered with short hairs. Arista only 0.78 times as long as eye height, shortly setulose, spindle-shaped, dilated at base. Gena highest in middle part, reaching 0.17 height of eye. Parafacialia very narrow. Two ors and two ori setae present. Orbital setulae uniserial, reclinate, only a few setulae at level of lower ori seta erect. One vi seta present. Epistoma lacking. Eye bare.

Scutum with 0+2 dc setae. Acrostichal setulae in 8–10 rows, some hairs reaching beyond line of 2nd dc setae. Numerous presutural and postsutural ia setulae present, as long as acr setulae. One ia seta present, only 0.55 times as long as 2nd dc seta. One strong epa seta and 1 shorter ipa seta present. All usual setae present: 1 oc, 1 pvt, 1 vte, 1 vti, 1 ppl, 1 hu, 1+1 ntp, 1 mspl, 1 stpl, 1 sa, 1 prs, 1 bs, 1 as.

Wing (Fig. 23) 2.15 mm long, costa reaching tip of vein M_1 . Relation of costal sections 2–4 as 4.78 : 1.17 : 1.00. Last section of CuA_1 short, only 0.83 as long as last but one section.

Legs. Mid tibiae with 2 strong and short pd setae.

Abdomen oval, 6th tergite 1.47 times as long as 5th tergite. Male terminalia (Figs. 26–32): epandrium (Fig. 28) slightly broader than high in relation 1.06 : 1.00, densely covered by setae. Surstylus (Fig. 28) with a group of long setae on ventral margin and strong spines on inner surface. Cerci long, reaching 0.42 height of epandrium, with group of long and strong setae on inner side. Phallus (Figs. 26–27) about 0.2 length of phallapodeme, symmetrical, shorter than hypandrium, only 0.73 of its length, distiphallus complex twice as long as high, distal tubules long and divergent. Mesophallus long, posteriorly gradually dilated. Basiphallus broad basally, its arms apically connected in shape of an A. Hypandrium (Figs. 31–32) Y-shaped, strongly pigmented, with broad arms, narrow and long hypandrial apodeme laterally depressed and apically dilated. Ejaculatory apodeme (Figs. 29–30) Y-shaped, 1.78 times as long as deep, blade asymmetrical.

Female. Unknown.

Total body length 2.43 mm.

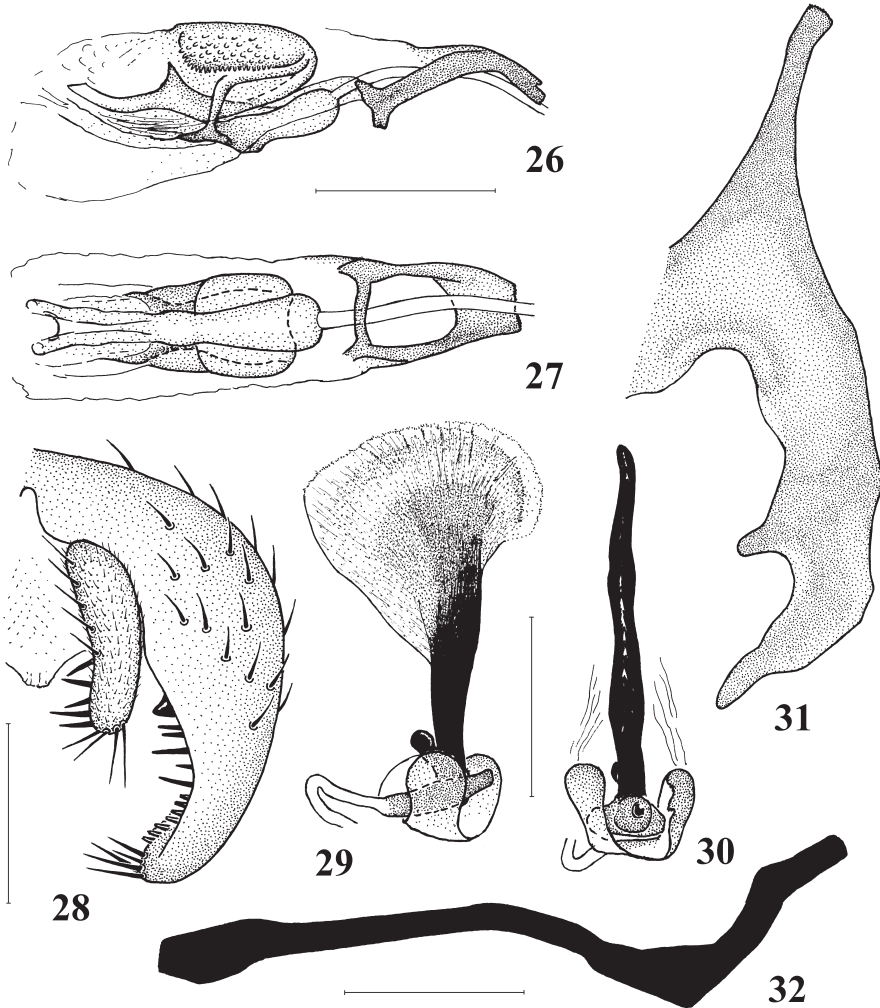
Differential diagnosis. *Melanagromyza kerkinica* sp. nov. is characterized by the presence of reclinate orbital setulae arranged in one row and fronto-orbital plates characteristically projecting above eye in profile. It is very similar to *M. pubescens* Hendel, 1923. However, this species is larger and shows a frons being twice broader than the eye; the gena is highest

in the middle part, reaching 0.25 height of the eye; the first flagellomere is covered by long hairs; calypters are grey, their margin and fringe are black. Structures of the male terminalia of *M. kerkinica* sp. nov. are markedly different from those of *M. pubescens*.

Etymology. The name of *M. kerkinica* sp. nov. indicates locality Kerkini where the holotype was found.

Bionomics. Unknown.

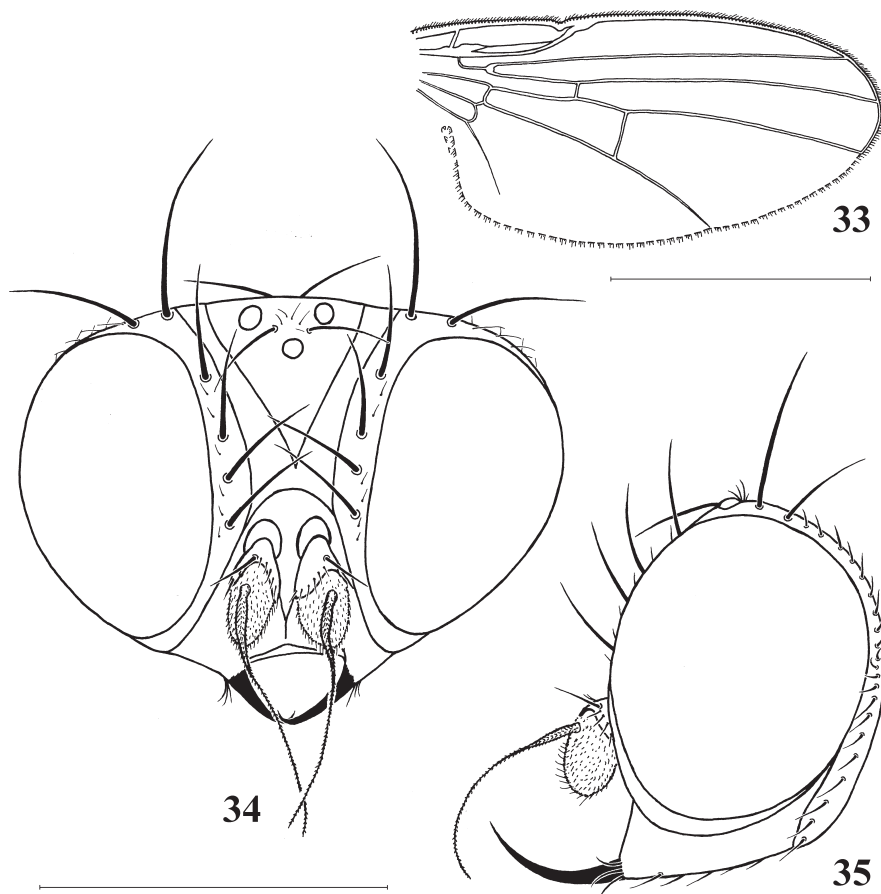
Distribution. Greece (Macedonia): Kerkini. Hitherto known only from the type locality.



Figs. 26–32. *Melanagromyza kerkinica* sp. nov., ♂. 26 – phallus in lateral view; 27 – the same in ventral view; 28 – epandrium, surstylus and cercus in caudal view; 29 – ejaculatory apodeme in lateral view; 30 – the same in dorsal view; 31 – hypandrium in ventral view; 32 – the same in lateral view. Scales = 0.1 mm.

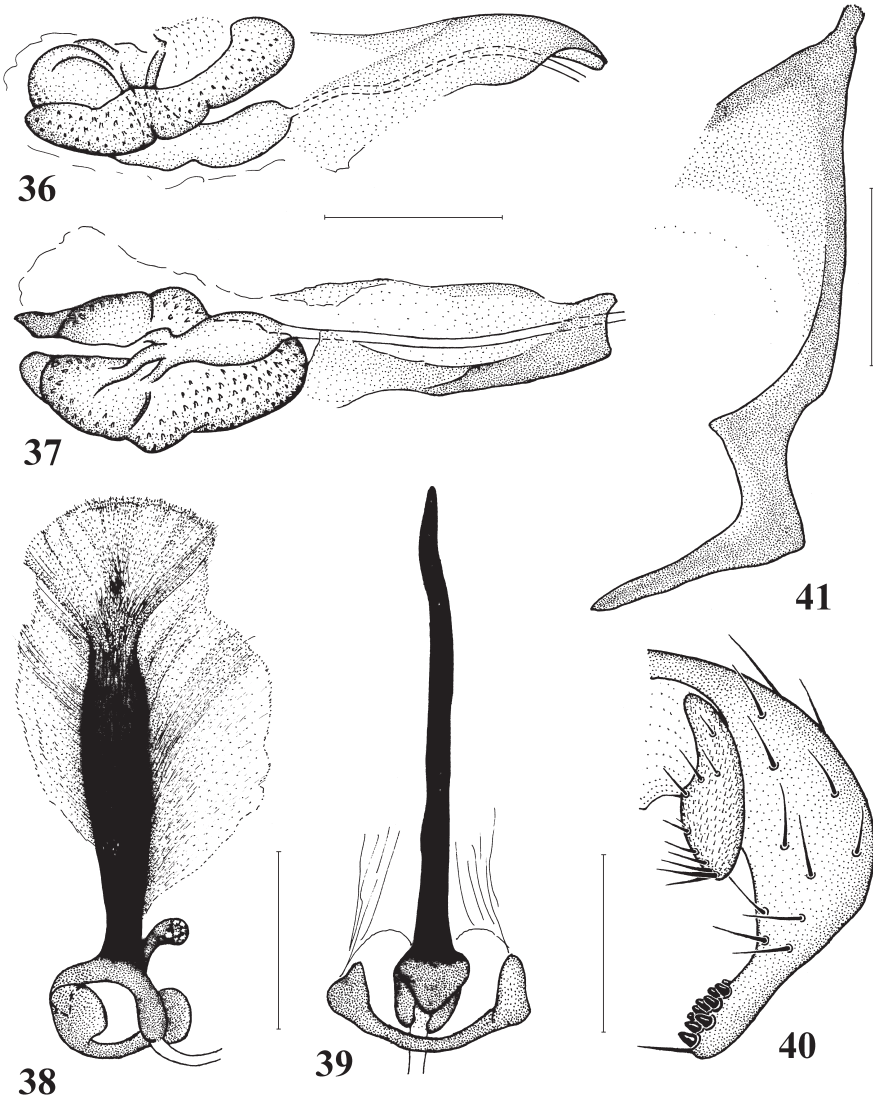
***Ophiomyia krousianica* sp. nov.**

(Figs. 33–41)

Type locality. Greece, Macedonia, Serron, Kerkini, 41°11'32.4"N 23°03'59.5"E, 190 m a.s.l.**Type material.** HOLOTYPE: ♂, 'Greece: Kerkini / Krousia Mts., 190 m / 30.v.-5.vi.2007, MT / G. Ramel leg. // Project Kerkini / 41.11.32,4N/23.03.59,5E // *Ophiomyia krousianica* sp. nov. / det. M. Černý 2010 // Holotype' (NMPC). Loc. No. 9. Terminalia dissected, mounted on the same pin (medium: glycerine and gum resin).**Description** (male, holotype). Head black, ocellar triangle, fronto-orbital plate and frontal vitta matt black. Antenna and palpi brown. Thorax greyish black, subshining. Notopleuron leathery brown, anepisternum along upper and hind margin only narrowly ochre brown. Wing hyaline, base of wing ochre brown and veins brown. Calypters grey, their margin and fringe blackish brown. Knob of halteres blackish brown, stem ochre brown. Legs blackish brown. Abdomen blackish brown.

Figs. 33–35. *Ophiomyia krousianica* sp. nov., ♂. 33 – wing; 34 – head in frontal view; 35 – the same in lateral view. Scales = 0.5 mm (Figs. 34, 35) and 1 mm (Fig. 33).

Head (Figs. 34–35). Frons broad, about as wide as 1.88 width of eye at level of anterior ocellus, slightly tapering toward lunule. Ocellar triangle large, its tip reaching level of lower ors seta. Fronto-orbital plate narrow, each about 0.14 width of frons, not prominent in front of eyes in profile. The antennae are separated by a narrow keel reaching only 0.6 scape width. Two strong ors setae reclinate and 2 strong ori setae inclinate and reclinate. Orbital setulae



Figs. 36–41. *Ophiomyia krousianica* sp. nov., ♂. 36 – phallus in lateral view; 37 – the same in ventral view; 38 – ejaculatory apodeme in lateral view; 39 – the same in dorsal view; 40 – epandrium, surstylus and cercus in caudal view; 41 – hypandrium. Scales = 0.1 mm.

sparse and short, reclinate. Gena narrow, reaching 0.14 height of eye, parafacialia narrow. Vibrissal corner forming angle of approximate 65° , vibrissal fasciculus long, with tip curved to antennae. Eye bare.

Scutum with 0+2 dc setae, 1st dc seta inserted in sa setae line. Acrostichal setulae in 8 rows, sparse setulae reaching to 2nd setae line. Postpronotal lobe with 1 hu seta and 5–6 setulae. One stpl seta and 8–10 setulae present. Scutellum broader than long, index 2.33 : 1.00. All usual setae present: 1 oc, 1 pvt, 1 vte, 1 vti, 1 ppl, 1+1 ntp, 1 mspl, 1 sa, 1 prs, 1 bs, 1 as.

Wing (Fig. 33) 2.08 mm long. Costa reaching end of vein M_1 , costal sections 2–4 in the ratio of 5.31 : 1.13 : 1.00. Last section of CuA_1 shorter, only as long as 0.84 length of preceding section. Distance between R-M and DM-Cu as long as 0.93 length of DM-Cu.

Legs. Mid tibiae without pd setae.

Abdomen oval, length of 5th and 6th tergites equal. Male terminalia (Figs. 36–41): epandrium (Fig. 40) 1.23 times broader than high. Surstylus with group of short and blunt spines on inner surface. Cerci narrow, reaching 0.43 height of epandrium. Phallus (Figs. 36–37) about 0.5 length of phallapodeme, distiphallus asymmetrical, with distal longitudinal fissure, mesophallus oval. Basiphallus slightly pigmented, with long, basally broadly fused arms. Ejaculatory apodeme (Figs. 38–39) about as long as phallus. Hypandrium (Fig. 41) with short hypandrial apodeme and basally dilated arms.

Female. Unknown.

Body length 2.38 mm.

Differential diagnosis. *Ophiomyia krousianica* sp. nov. is very similar to the European *O. hieracii* Spencer, 1964, characterized by the following features: the width of the frons is only 1.5 times broader than the eye; the ocellar triangle and the fronto-orbital plate are black, weakly shining; the calypters are grey, their margin and fringe are black. Male terminalia of both species are markedly different.

Etymology. The species is named after the type locality, Krousia Mts. in North Greece.

Bionomics. Unknown.

Distribution. Greece: Kerkini. Hitherto known only from the type locality.

Ophiomyia sigmoidea sp. nov.

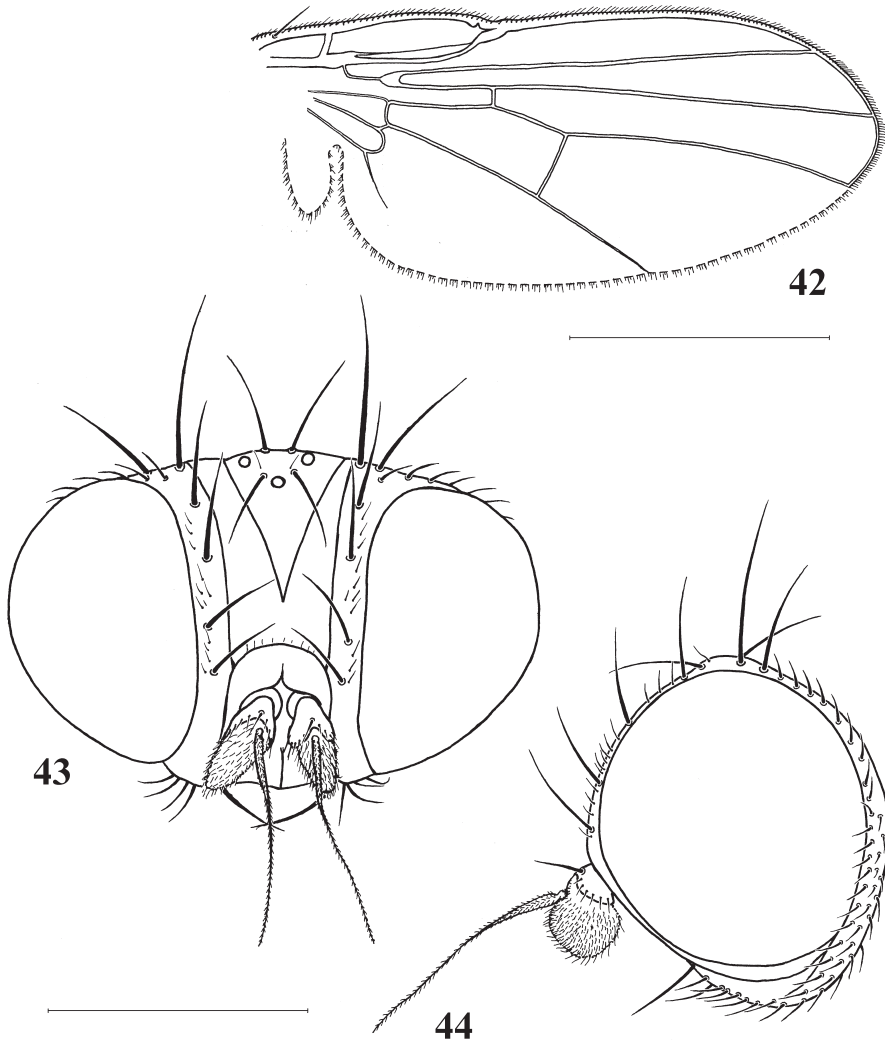
(Figs. 42–50)

Type locality. Greece, Macedonia, Serron, Promahonas Village, $41^\circ 22' 38.1''$ N $23^\circ 21' 58.8''$ E, 60 m a.s.l.

Type material. HOLOTYPE: ♂, 'Greece: Promahonas / 41.22.38,1N/23.21.58,8E / Procom, 30.v.-5.vi.2007 / G. Ramel leg., 60 m // Project Kerkini / the biodiversity study of / Wetland Kerkini / G. Ramel leg. // *Ophiomyia sigmoidea* sp. nov. / det. M. Černý 2010 // Holotype' (NMPC). Loc. No. 32. Terminalia dissected, mounted on the same pin (medium: glycerine and gum resin).

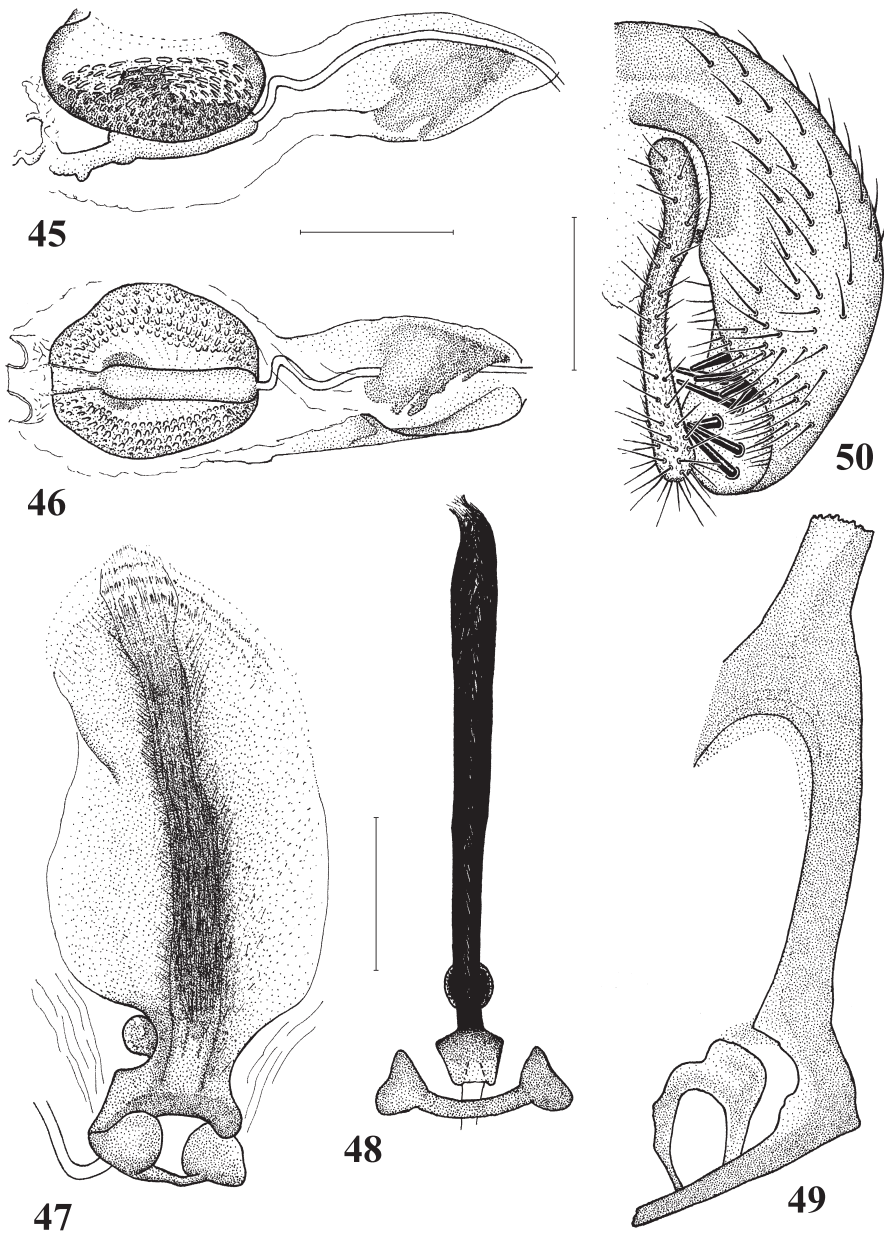
Description (male, holotype). Head black, ocellar triangle, fronto-orbital plate and frontal vitta matt black. Antenna black, palpi brown. Thorax black, scutum and scutellum blackish brown, shining. Wing hyaline, base of wing ochre, veins brown. Calypters grey, their margin and fringe black. Halteres leathery brown. Abdomen blackish brown.

Head (Figs. 43–44). Frons about as wide as 1.33 width of eye at level of anterior ocellus, slightly tapered toward lunule. Ocellar triangle and fronto-orbital plate protruding above level of frons. Ocellar triangle large, its tip reaching below level of lower ors setae. Ocelli



Figs. 42–44. *Ophiomyia sigmoidea* sp. nov., ♂. 42 – wing; 43 – head in frontal view; 44 – the same in lateral view. Scales = 0.5 mm (Figs. 43, 44) and 1 mm (Fig. 42).

conspicuously minute. Fronto-orbital plate narrow, each about 0.17 width of frons, distinct in profile only as narrow ring in front of eye. Lunule broad, semicircular, with longitudinal groove in middle. Two ors and two ori setae present. Orbital setulae reclinate. Arista as long as eye height, short setulose, spindle shaped, and dilated at base. Gena highest in posterior part, reaching 0.17 height of eye. Parafacialia visible only as a narrow ring above eyes. One vi seta and numerous ge setae present. Epistoma narrow.



Figs. 45–50. *Ophiomyia sigmoidea* sp. nov., ♂. 45 – phallus in lateral view; 46 – the same in ventral view; 47 – ejaculatory apodeme in lateral view; 48 – the same in dorsal view; 49 – hypandrium; 50 – epandrium, surstylus and cercus in caudal view. Scales = 0.1 mm.

Scutum with 0+2 dc setae, 1st dc seta inserted in front of sa setae line. Acrostichal setulae in 8 rows anteriorly but in irregular 4–6 rows between dc setae. One short ia seta and numerous ia setulae present, 1 mspl seta and 10 setulae present. Whole surface of katapisternum with numerous setulae, 1 long stpl seta at upper margin and 4 additional setae in front of it. Scutellum broader than long in relation 1.82 : 1.00, 2–3 short setulae above bs setae present. All usual setae present: 1 oc, 1 pvt, 1 vte, 1 vti, 1 ppl, 1 hu, 1+1 ntp, 1 sa, 1 prs, 1 bs, 1 as.

Wing (Fig. 42) 2.60 mm long, costa reaching end of vein M_1 , costal sections 2–4 in the ratio of 4.77 : 1.14 : 1.00. Last and penultimate sections of CuA_1 equal.

Legs. Mid tibia with 2 pd setae.

Abdomen conical, 6th tergite 1.87 times as long as 5th tergite, 6th sternite as long as 6th tergite. Male terminalia (Figs. 45–50): epandrium as broad as high. Surstylus (Fig. 50) with a group of uniformly long and strong spines on inner surface. Cerci very long and narrow, reaching 0.78 height of epandrium, slightly S-shaped, their ventral tips divergent. Phallus (Figs. 45–46) about 0.4 length of phallapodeme, symmetrical, distiphallus complex dish-shaped, with typical surface structure. Mesophallus cylindrical, elongated distally in membranous process. Basiphallus with slightly pigmented, basally not fused, short and broad arms. Hypandrium (Fig. 49) Y-shaped, with long hypandrial apodeme, deeply pigmented. Ejaculatory apodeme (Figs. 47–48) 2.34 times as long as deep, blade oval, broadened at base.

Female. Unknown.

Body length 2.75 mm.

Differential diagnosis. Very minute ocelli, a narrow epistoma, 2–3 short setulae at bs setae, the whole surface of the katapisternum covered with numerous setulae and the highly species-specific male terminalia rate this species among the unmistakable taxa. *Ophiomyia sigmoidea* sp. nov. belongs to the *pulicaria*-group characterized by the absence of the vibrissal fasciculus and the presence of the distinct keel between the antennae. *Ophiomyia orbiculata* (Hendel, 1931) is probably closely related but differs by the following characters: the frons is twice as broad as the eye, the fronto-orbital plate is well differentiated and strongly projecting above the eye in profile, the 3rd dc seta is present near the suture or two or even three smaller presutural dc setae are distinct. The male terminalia of both species are different and indicate separate species.

Etymology. This species is named according to the S-shaped (sigmoid) cercus.

Bionomics. Unknown.

Distribution. Greece: Kerkini. Hitherto known only from the type locality.

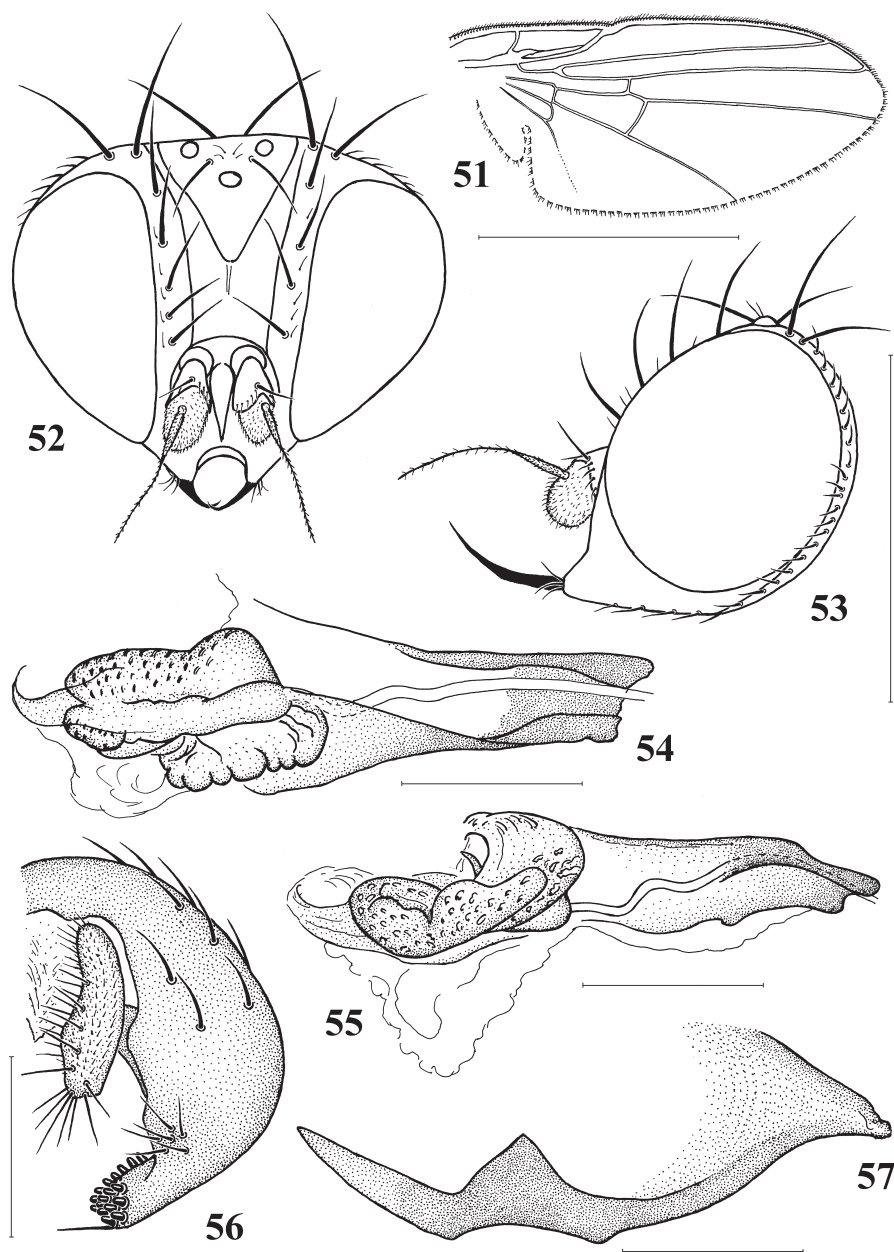
Ophiomyia tschirnhausi sp. nov.

(Figs. 51–57)

Type locality. Greece, Macedonia, Serron, Kerkini Village, 41°12'48.7"N 23°06'11.9"E, 40 m a.s.l.

Type material. HOLOTYPE: ♂, 'Greece: Kerkini, 2007 / 41.12.48,7/23.06.11,9E / Pumping station, 6.-12.vi. / G. Ramel leg., 40 m, MT // Project Kerkini / the biodiversity study of / Wetland Kerkini / G. Ramel leg. // *Ophiomyia tschirnhausi* sp. nov. / det. M. Černý 2010 // Holotype' (NMPC). Loc. No. 11. Terminalia dissected, mounted on the same pin (medium: glycerine and gum resin).

Description (male, holotype). Head black, ocellar triangle, frontal vitta black, matt; fronto-orbital plate brown; gena and parafacialia brown. Antenna black, palpi blackish brown.



Figs. 51–57. *Ophiomyia tschirnhausi* sp. nov., ♂. 51 – wing; 52 – head in frontal view; 53 – the same in lateral view; 54 – phallus in ventral view; 55 – the same in lateral view; 56 – epandrium, surstylus and cercus in caudal view; 57 – hypandrium. Scales = 0.1 mm (Figs. 54–57), 0.5 mm (Figs. 52, 53) and 1 mm (Fig. 51).

Thorax dark, scutum and scutellum shining black. Notopleuron and postpronotal lobe ochre brown. Anepisternum blackish brown, along upper and hind margin only narrowly bordered with yellow. Wing hyaline, base of wing ochre, veins brown; calypters grey, their margin and fringe brownish black. Knob of halteres brown, stem basally ochre brown. Legs brownish black. Abdomen blackish brown.

Head (Figs. 52–53). Frons broad, about 1.8 as wide as eye at level of anterior ocellus, slightly tapering toward lunule. Fronto-orbital plate inconspicuous, not prominent above level of frons, narrow, each about 0.17 width of frons, not visible in front of eye in profile. Ocellar triangle large, reaching with its anterior tip to lower ors setae and continuing as deep groove to upper margin of lunule. Gena very narrow. Antennae separated by conspicuous facial keel being swollen and as broad as scape. Two long reclinate ors setae, 2–3 inclinate and slightly reclinate ori setae present, lower seta shorter and thin. Orbital setulae short and sparse, reclinate. Lunule very narrow, flat. First flagellomere slightly longer than high, densely covered with hairs on anterior margin, hairs longer than thickened arisal base is broad. Arista only 0.6 times as long as eye height, short setulose. Vibrissal corner forming angle of approximate 60°, vibrissal fasciculus long, with upward curved tip. Eye totally bare. Epistoma lacking.

Scutum with 0+2 dc setae (additional setulae on scutum and scutellum damaged). Scutellum broader than long, index 1.42. All usual setae present: 1 oc, 1 pvt, 1 vte, 1 vti, 1 ppl, 1 hu, 1 mspl, 1 stpl, 1 sa, 1 prs, 1 bs, 1 as.

Wing (Fig. 51) 1.89 mm long, veins M_1 and CuA_1 weaker than R_{2+3} and R_{4+5} . Costa reaching tip of vein R_{4+5} , relation of costal sections 2–4 as 3.89 : 0.83 : 1.00. Last section of CuA_1 1.60 times as long as last but one section. Both cross veins markedly approximated, distance between cross veins R-M and DM-Cu equal 0.35 length of DM-Cu.

Legs. Mid tibiae with 2–3 short and strong pd setae.

Abdomen oval, 6th tergite 1.4 times as long as 5th tergite, 6th sternite as long as 6th tergite. Male terminalia (Figs. 54–57): epandrium broader than high in relation 1.40 : 1.00. Cerci (Fig. 56) short, reaching 0.44 height of epandrium. Surstyli with group of numerous short strong spines on inner side. Phallus (Figs. 54–55) about 0.6 length of phallapodeme, distiphallus consisting of asymmetrical vesicle bearing typical surface structure. Basiphallus 1.37 times longer than distiphallus, with broad base and differently long and broad arms. Hypandrium (Fig. 57) V-shaped.

Female. Unknown.

Body length 2.07 mm.

Differential diagnosis. *Ophiomyia tschirnhausi* sp. nov. resembles *O. ranuncolicauli* Hering, 1949, both species displaying very similar external characters but the new species is smaller, its wing length is only 1.89 mm, costa reaching tip of vein R_{4+5} , and the last section of CuA_1 is longer (1.60 as long as the last but one section). Differences in the male terminalia of both species are conspicuous.

Etymology. This species is named in honour of Michael von Tschirnhaus, a distinguished German dipterist, expert on world Agromyzidae and Chloropidae.

Bionomics. Unknown.

Distribution. Greece (Macedonia): Kerkini. Hitherto known only from the type locality.

***Amauromyza (Amauromyza) rameli* sp. nov.**

(Figs. 58–67)

Type locality. Greece, Macedonia, Serron, Kerkini Village, 41°13'32.8"N 23°05'04.2"E, 45 m a.s.l.

Type material. HOLOTYPE: ♂, 'Greece: Kerkini / Kerkini Marsh 45 m / 25.iv.-1.v.2007 / G. Ramel leg. // Project Kerkini / 41.13.32,8N/23.05.04,2E // Amauromyza (Am.) rameli sp. nov. / det. M. Černý 2010 // Holotype' (NMPC). Loc. No. 8. Terminalia dissected, mounted on the same pin (medium: glycerine and gum resin).

PARATYPES: same data as holotype, 1 ♂; Paratype (NMPC). 1 ♂; 'Greece: Kerkini / Kerkini Marsh 45 m / 18.–24.iv.2007 / G. Ramel leg. // Project Kerkini / 41.13.32,8N/23.05.04,2E // Amauromyza (Am.) rameli sp. nov. / det. M. Černý 2010 // Paratype' (NMPC), Loc. No. 8. 1 ♂; 'Greece: Kerkini, 2007 / 41.12.48,7N/23.06.11,9E / Pumping station 30.v.–5.vi. / G. Ramel leg., 40 m, MT // Project Kerkini / the biodiversity study of Wetland Kerkini / G. Ramel leg. // Amauromyza (Am.) rameli sp. nov. / det. M. Černý 2010 // Paratype' (MCHC), Loc. No. 11. All terminalia dissected, mounted on the same pin (medium: glycerine and gum resin).

Description (male, holotype). Head pale brown, frons ochre brown, ocellar triangle and fronto-orbital plate subshining. Occiput blackish brown, both vertical setae inside dark area. First flagellomere and pedicel blackish brown, scape ochre. Antennal cavities blackish brown. Gena brown, parafacialia ochre brown. Lunule brown. Scutum and scutellum blackish brown, matt. Notopleuron and postpronotal lobe brown. Wing hyaline, base of wing and veins ochre brown, calypters grey, their margin and fringe yellow. Halteres ochre yellow, knob brown in upper half (Fig. 61). Legs brown.

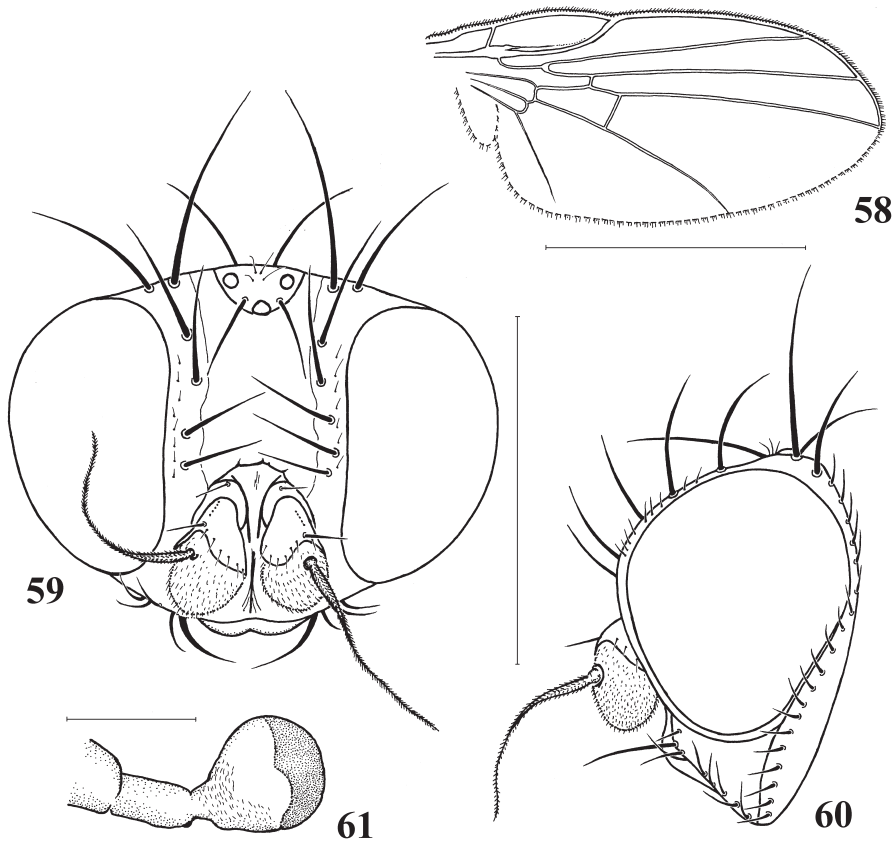
Head (Figs. 59–60). Frons about as wide as 1.46 width of eye at level of anterior ocellus, slightly tapering toward lunule. Fronto-orbital plate about 0.21 width of frons, protruding as a narrow ring in front of eye in profile. Two strong reclinate ors setae present, upper of them with outwardly bent tip, 2–3 inclinate and slightly reclinate ori setae, lower shorter and thinner. Orbital setulae reclinate. Bases of antennae separated in distance equal 0.4 scape width. Arista only 0.73 times as long as eye is high, short setulose. Gena highest in posterior part, reaching 0.41 height of eye, parafacialia narrow. One vi seta and 6 ge setae present. Eye totally bare.

Scutum with 3 strong and long postsutural dc setae, and 6 additional anterior dc setulae being not longer than acr setulae. Acrostichal setulae in 4 rows, gradually reduced anteriorly. One prsc seta present, twice as long as acr setulae. Two ntp setae present, posterior one shorter and weaker, reaching only 0.63 length of anterior notopleural. Scutellum broader than long, index 1.5. All usual setae present: 1 oc, 1 pvt, 1 vte, 1 vti, 1 ppl, 1 hu, 1 mspl, 1 stpl, 1 sa, 1 prs, 1 bs, 1 as.

Wing (Fig. 58) 1.88 mm long. Costa extending at tip of M_1 , wing apex close to M_1 . Costal sections 2–4 in the ratio of 3.75 : 1.05 : 1.00. Distance between cross veins R-M and DM-Cu equal 0.63 length of DM-Cu. Last section of CuA_1 2.5 times longer than penultimate.

Legs. Mid tibiae without pd setae.

Abdomen oval, 6th tergite 1.5 times longer than 5th tergite. Male terminalia (Figs. 61–67): epandrium oval, 1.23 times broader than high, without caudal projection. Surstylus (Fig. 64) with group of setae on inner side. Epandrium broadly oval, with several setae on inner and ventral side. Cerci reaching 0.31 height of epandrium. Phallus (Figs. 62–63) about 0.5 length of phallapodeme, distiphallus complex symmetrical, conspicuously black and strongly pigmented with characteristic surface structure. Mesophallus heart-shaped and slightly pig-



Figs. 58–61. *Amauromyza (Amauromyza) rameli* sp. nov., ♂. 58 – wing; 59 – head in frontal view; 60 – the same in lateral view; 61 – haltere. Scales = 0.1. mm (Fig. 61), 0.5 mm (Figs. 59, 60) and 1 mm (Fig. 58).

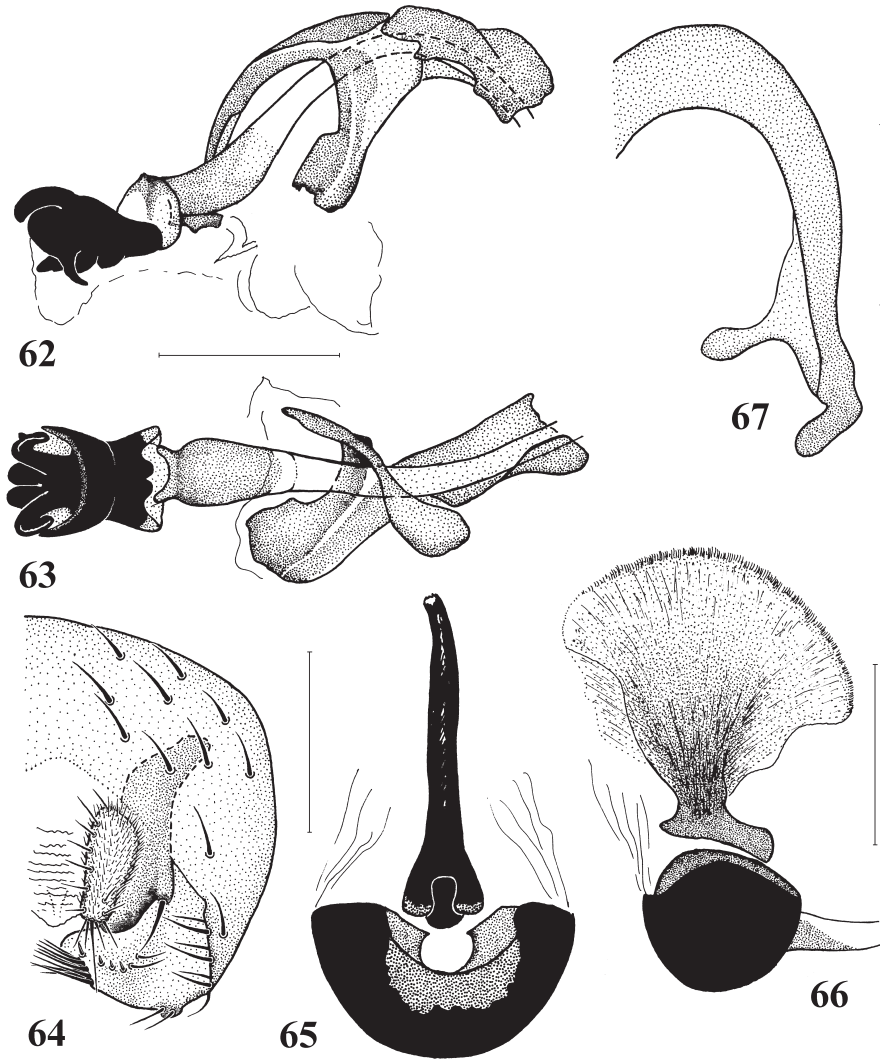
mented. Basiphallus consisting of set of narrow asymmetric arms. Ejaculatory apodeme (Figs. 65–66) V-shaped, 1.54 times as long as broad, with a distinct bowl-shaped base, extremely pigmented. Hypandrium (Fig. 67) U-shaped, weakly pigmented.

Female. Unknown.

Body length (♂♀) 2.02–2.28 mm (holotype 2.12 mm).

Variability. Compared with the holotype, the other specimens do not differ in the colour. Only the following characters are apparently variable: the width of the frons is 1.36–1.60 times broader than eye, the wing is 1.90–1.95 mm long, costal sections 2–4 are in the ratio of 3.16–3.33 : 1.16–1.35 : 1.00, the length of the last part of CuA_1 varies between 2.22–2.60.

Differential diagnosis. *Amauromyza (Amauromyza) rameli* sp. nov. resembles Oriental *A. (A.) aliena* (Malloch, 1914) and *A. (A.) crucifera* Sasakawa, 2007, from Nepal. *Amauromyza (A.) aliena* is distinctly larger, the female body is 2.75 mm long, the frons is black, calypters grey, their margin and fringe blackish brown, halteres are blackish brown, the frons is broad



Figs. 62–67. *Amauromyza (Amauromyza) rameli* sp. nov., ♂. 62 – phallus in lateral view; 63 – the same in ventral view; 64 – epandrium, surstylus and cercus in caudal view; 65 – ejaculatory apodeme in dorsal view; 66 – the same in lateral view; 67 – hypandrium. Scales = 0.1 mm.

as an eye, acr setulae are arranged in 10 rows, mid tibiae have pd setae, the last section of CuA_1 is shorter than the penultimate. *Amauromyza (A.) crucifera* possesses the male wing length 2.3 mm, antennae black, calypters brownish, with the fringe pale brown, halteres with the stalk yellow and the knob brown, acr setulae are in 6 rows, the last section of CuA_1 is twice as long as the penultimate. The structures of male terminalia are markedly different and indicate separate species (see SPENCER 1962; SASAKAWA 1972, 2007).

Etymology. This species is named in honour of Gordon Ramel, member, head of the Management Authority of Wetland Kerkini, in recognition of the enormous work he put into the Project Kerkini.

Bionomics. Unknown.

Distribution. Greece (Macedonia): Kerkini. Hitherto known only from the type locality.

Phytobia graeca sp. nov.

(Figs. 68–77)

Type locality. Greece, Macedonia, Serron, Promohonas Village, 41°22'38.1"N 23°21'58.8"E, 60 m a.s.l.

Type material. HOLOTYPE: ♂, 'Greece: Promohonas / 41.22.38,1N/23.21.58,8E / Procom Site, 6.–12.vi.2007 / G. Ramel leg., 60 m, MT // Project Kerkini / the biodiversity study of / Wetland Kerkini / G. Ramel leg. // *Phytobia graeca* sp. nov. / det. M. Černý 2010 // Holotype' (NMPC). Loc. No. 32. Terminalia dissected, mounted on the same pin (medium: glycerine and gum resin).

Description (male, holotype). Head blackish brown, frontal vitta black, matt; orbital plate brown, slightly shining. Gena brown. Antenna, arista and palpi brown; antennal cavities black, matt. Epistoma yellow. Thorax black, scutum greyish dusted, scutellum blackish brown. Notopleuron and postpronotal lobe brown. Wings hyaline, base of wing and veins ochre brown, calypters grey, their margin and fringe ochre brown. Legs brown. Abdomen brown.

Head (Figs. 69–70). Frons about as wide as 1.33 width of eye at level of anterior ocellus, slightly tapering toward lunule. Ocellar triangle small. Fronto-orbital plate narrow, each about 0.16 width of frons. Two reclinate ors setae and 2 ori setae inclinate and upper seta slightly reclinate. Orbital setulae short, reclinate. First flagellomere oval, slightly longer than high, shortly haired. Arista only 0.76 times as long as eye height, shorter setulose. 1–2 long vi and 5 ge setae present. Lunula semicircular, upper margin bow-shaped. Gena highest in posterior part, reaching 0.18 height of eye, parafacialia narrow. Very narrow epistoma present.

Scutum with 1+3 anteriorly gradually reduced dc setulae. 1st and 2nd dc setae reaching only half length of 4th dc. Acrostichal setulae in 6–8 rows, 4 longer acr setulae at level of 4th dc. Scutellum broader than long, index 1.8. All usual setae present: 1 oc, 1 pvt, 1 vte, 1 vti, 1 ppl, 1 hu, 1+1 ntp, 1 mspl, 1 stpl, 1 sa, 1 prs, 1 bs, 1 as.

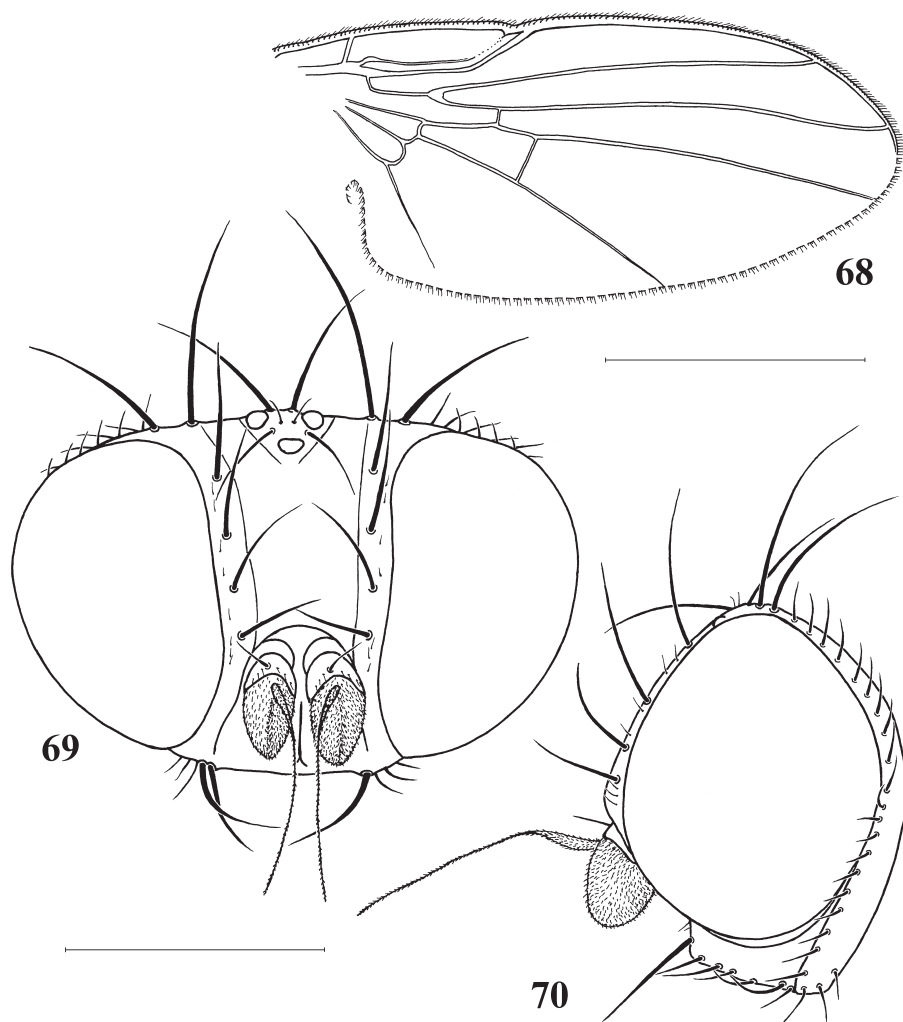
Wing (Fig. 68) 2.65 mm long, costa ending slightly beyond R_{4+5} . Wing tip located between R_{4+5} and M_1 , but distinctly near to former. Relation of costal sections 2–4 as 4.09 : 1.22 : 1.00. Last section of CuA_1 2 times longer than penultimate.

Legs. Mid tibia with 1 pd seta.

Abdomen oval, 6th tergite 1.25 times longer than 5th tergite. Male terminalia (Figs. 71–77): epandrium 1.27 times broader than high, with numerous setae. Surstylus (Fig. 73) well developed, oval with numerous setae inside. Cerci very narrow, tapering to tip, reaching 0.42 height of epandrium. Phallus (Figs. 71–72) about 0.4 length of phallapodeme, distiphallus dilated apically, weakly pigmented. Ejaculatory apodeme (Figs. 75–76) Y-shaped 1.62 times as long as broad, with narrow base. Hypandrium (Fig. 77) broadly U-shaped, with narrow arms and membranous hypandrial apodeme. Bacilliform sclerites (Fig. 74) V-shaped, with strong and long setae.

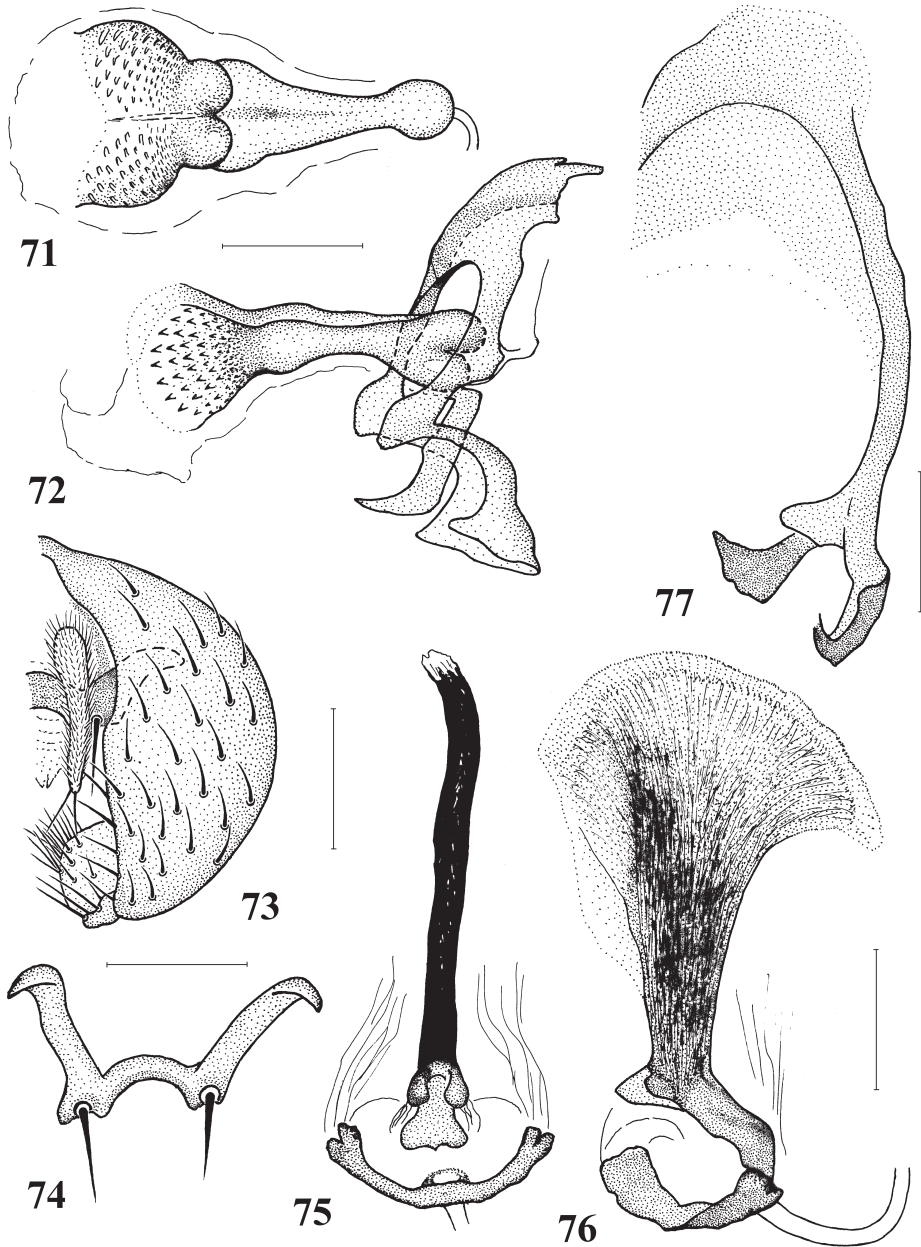
Female. Unknown.

Body length 2.75 mm.



Figs. 68–70. *Phytophia graeca* sp. nov., ♂. 68 – wing; 69 – head in frontal view; 70 – the same in lateral view. Scales = 0.5 mm (Figs. 69, 70) and 1 mm (Fig. 68).

Differential diagnosis. *Phytophia graeca* sp. nov. belongs to the small species of *Phytophia* Lioy, 1864. The species generally resembles *P. brevicosta* Zlobin, 2007, known only from NE Kazakhstan, in having costal vein extending to R_{4+5} . The characteristic features of *P. brevicosta* are: the narrow frons occupying only 1.33 of the eye width; acr setulae in 8–9 irregular rows and reaching line of 4th dc in 6 rows; costal sections in proportions of 3.25 : 1.25 : 1.00; fore and mid tibiae without pd setae. The European *P. lunulata* (Hendel, 1920) has a similar costa ending at R_{4+5} , but it is larger, with the wing length 3.3 mm in the male, the frons twice as



Figs. 71–77. *Phytobia graeca* sp. nov., ♂. 71 – phallus in ventral view; 72 – the same in lateral view; 73 – epandrium, surstylus and cercus in caudal view; 74 – bacilliform sclerites; 75 – ejaculatory apodeme in dorsal view; 76 – the same in lateral view; 77 – hypandrium. Scales = 0.1 mm.

wide as the eye and the last section of vein CuA₁ 1.25 times as long as the penultimate. The structures of the male terminalia indicate a close relationship between this species and the new species (cf. ZLOBIN 2007).

Etymology. The species is named after Greece as the country where the holotype was found.

Bionomics. Unknown.

Distribution. Greece (Macedonia): Kerkini. Hitherto known only from the type locality.

List of species

Subfamily Agromyzinae

**Agromyza abiens* Zetterstedt, 1848

Material examined. Kerkini Village, Kerkini Marsh Site [8], 1 ♀, 18.–24.iv.2007; Vironia Village, Kerkini Mts. Site (Beles) [36], 1 ♀, 4.–10.iv.2005; Vironia Village, Ramna Site [38], 1 ♂, 12.–18.v.2008.

**Agromyza albipennis* Meigen, 1830

Material examined. Neo Petritsi Village, Petritsi Stream Site [23], 1 ♂, 22.iv.2008.

**Agromyza albitarsis* Meigen, 1830

Material examined. Kerkini Village, Pumping Station Site [11], 1 ♂, 18.–24.vii.2007.

**Agromyza anthracina* Meigen, 1830

Material examined. Kerkini Village, Kerkini Marsh Site [8], 5 ♂♂ 7 ♀♀, 28.iii.–3.iv.2005, 3 ♂♂ 2 ♀♀, 14.–20.iii.2007, 7 ♂♂ 10 ♀♀, 11.–17.iv.2007, 6 ♂♂ 16 ♀♀, 4.–10.iv.2007, 5 ♂♂, 12.–27.iii.2007, 1 ♂, 18.–24.iv.2007; Neo Petritsi Village, Sultanitsa Site [26], 1 ♂, 21.–27.vii.2008; Promahonas Village, Procom Site [32], 1 ♂, 24.–30.iii.2008; Vironia Village, Beabies Site [34], 1 ♂, 2.–8.vi.2008; Vironia Village, Kerkini Mts. Site (Beles) [36], 2 ♂♂, 25.iv.–1.v.2005.

**Agromyza bicaudata* (Hendel, 1920)

Material examined. Kerkini Village, Café Elodia Site [7], 1 ♂, 4.–10.iv.2005, 2 ♂♂, 31.iii.–6.iv.2008; 1 ♂, 7.–13.iv.2008; Kerkini Village, Kerkini Marsh Site [8], 1 ♂, 14.–20.iii.2007, 1 ♂, 12.–27.iii.2007, 5 ♂♂, 28.iii.–3.iv.2007, 2 ♂♂ 3 ♀♀, 4.–10.iv.2007; Lithotopos Village, Ecotourism Site [13], Lithotopos Village, Kerkini Lake [14], 1 ♂, 28.iii.–3.iv.2005; Vironia Village, Kerkini Mts. Site (Beles) [36], 2 ♂♂, 4.–10.iv.2005, 3 ♂♂, 11.–17.iv.2005, 2 ♂♂, 2.–8.v.2005, 2 ♂♂, 25.iv.–1.v.2005.

**Agromyza bromi* Spencer, 1966

Material examined. Kerkini Village, Pumping Station Site [11], 1 ♂, 2.–8.v.2007; Vironia Village, Kerkini Mts. Site (Beles) [36], 1 ♂, 25.iv.–1.v.2005, 2 ♂♂, 2.–8.v.2005, 2 ♂♂, 9.–15.v.2005.

**Agromyza erythrocephala* Hendel, 1920

Material examined. Kerkini Village, Café Elodia Site [7], 1 ♂, 24.–30.iii.2008.

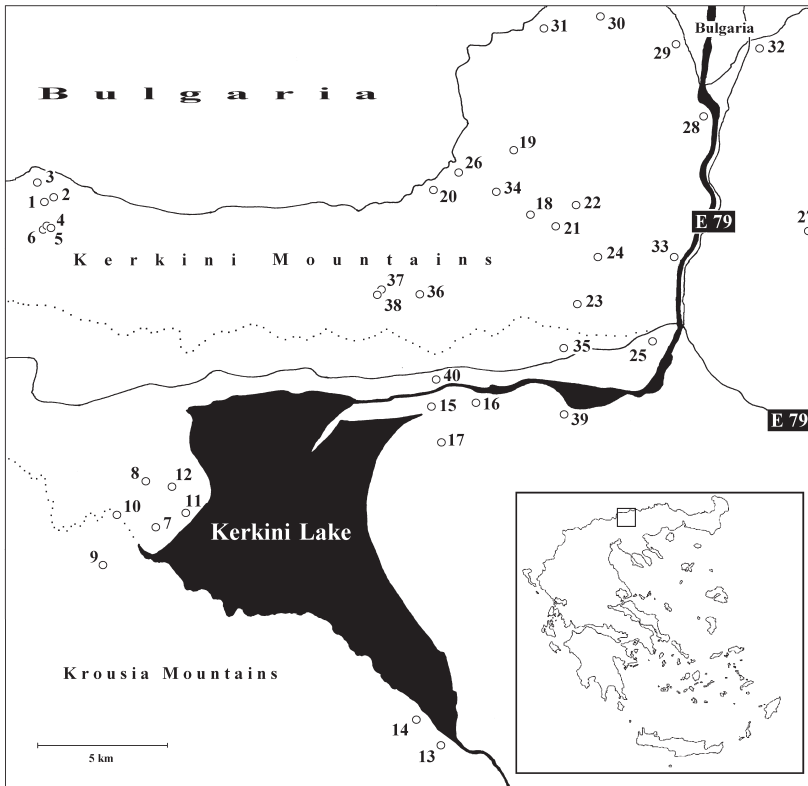


Fig. 78. Map of the Kerkini Lake (including adjacent regions) with localities 1–40 (see text for details).

****Agromyza felleri* Hering, 1941**

Material examined. Vironia Village, Kerkini Mts. Site (Beles) [36], 1 ♂, 4.–10.iv.2005.

****Agromyza flaviceps* Fallén, 1923**

Material examined. Kerkini Village, Kerkini Marsh Site [8], 1 ♂, 25.iv.–1.v.2007; Kerkini Village, Pumping Station Site [11], 1 ♀, 2.–8.v.2007; Vironia Village, Ramna Site [38], 1 ♂, 30.iv.–4.v.2008.

****Agromyza flavipennis* Hendel, 1920**

Material examined. Kerkini Village, Café Elodia Site [7], 4 ♂♂, 25.ii.–2.iii.2008, 11 ♂♂, 3.–9.iii.2008; 1 ♀, 7.–13.iv.2008; Lithotopos Village, Kerkini Lake [14], 1 ♂, 14.–20.iii.2005; Vironia Village, Kerkini Mts. Site (Beles) [36], 4 ♂♂ 1 ♀, 14.–20.iii.2005, 2 ♂♂ 1 ♀, 4.–10.iv.2005, 2 ♂♂, 11.–17.iv.2005.

****Agromyza hendeli* Griffiths, 1963**

Material examined. Kerkini Village, Café Elodia Site [7], 3 ♂♂, 14.–20.iv.2008; Kerkini Village, Pumping Station Site [11], 1 ♂, 2.–8.v.2007, 2 ♂♂, 16.–22.v.2007, 2 ♂♂, 23.–29.v.2007, 1 ♂, 30.v.–5.vi.2007, 2 ♂♂, 6.–12.vi.2007; Neo Petritsi Village, Sultanitsa Site [26], 1 ♂, 23.–29.vi.2008.

****Agromyza lucida* Hendel, 1920**

Material examined. Neo Petritsi Village, Sultanitsa Site [26], 1 ♂, 7.–13.vii.2008; Promahonas Village, Procom Site [32], 1 ♂, 20.–26.vi. 2007.

***Agromyza mobilis* Meigen, 1830**

Material examined. Neo Petritsi Village, Sultanitsa Site [26], 1 ♂, 14.–21.vii.2008; Vironia Village, Kerkini Mts. Site (Beles) [36], 1 ♂, 2.–8.v.2005, 1 ♂, 16.–22.v.2005.

****Agromyza myosotidis* Kaltenbach, 1864**

Material examined. Neo Petritsi Village, Helicopter site [19], 1 ♂, 9.–15.vi.2008.

****Agromyza nana* Meigen, 1830**

Material examined. Kerkini Village, Café Elodia Site [7], 1 ♂ 1 ♀, 3.–9.iii.2008, 2 ♂♂, 31.iii.–6.iv.2008; Neo Petritsi Village, Midway Site [22], 1 ♀, 2.–8.vi.2008; Vironia Village, Kerkini Mts. Site (Beles) [36], 1 ♂, 11.–17.iv.2005; Vironia Village, Ramna Site [38], 1 ♂, 31.iii.–6.iv.2008.

****Agromyza nigrescens* Hendel, 1920**

Material examined. Kerkini Village, Café Elodia Site [7], 1 ♂, 4.–10.ii.2008, 1 ♂, 18.–24.ii.2008; Lithotopos Village, Kerkini Lake [14], 1 ♂, 25.iv.–1.v.2005; Vironia Village, Kerkini Mts. Site (Beles) [36], 1 ♂, 2.–8.v.2005.

****Agromyza prespana* Spencer, 1957**

Material examined. Kerkini Village, Krouisia Mts. Site [9], 1 ♂, 30.v.–5.vi.2007; Kerkini Village, Pumping Station Site [11], 2 ♂♂, 2.–8.v.2007; Kerkini Village, Timber Yard Site [12], 1 ♂, 23.–29.v.2007; Lithotopos Village, Eco-tourism Site [13], 1 ♂, 9.–15.v.2006; Neo Petritsi Village, Sultanitsa Site [26], 1 ♂, 23.–29.v.2007.

***Agromyza pseudoreptans* Nowakowski, 1967**

Material examined. Neo Petritsi Village, Sultanitsa Site [26], 2 ♂♂, 19.–25.v.2008, 3 ♂♂, 25.v.–1.vi.2008; 1 ♂, 8.–14.ix.2008; Vironia Village, Beabies Site [34], 1 ♀, 30.vi.–6.vii.2008.

****Agromyza reptans* Fallén, 1823**

Material examined. Kerkini Village, Kerkini Marsh Site [8], 1 ♂, 25.iv.–1.v.2007; Promahonas Village, Procom Site [32], 1 ♂, 27.vi.–3.vii.2007, 1 ♂, 5.–11.ix.2007; Vironia Village, Kerkini Mts. Site (Beles) [36], 1 ♂ 1 ♀, 9.–15.v.2005, 1 ♂, 16.–22.v.2005.

***Agromyza rondensis* Strobl, 1900**

Material examined. Kerkini Village, Kerkini Marsh Site [8], 1 ♂, 11.–17.iv.2007.

****Agromyza viciae* Kaltenbach, 1872**

Material examined. Kerkini Village, Kerkini Marsh Site [8], 1 ♂, 25.iv.–1.v.2007; Kerkini Village, Pumping Station Site [11], 1 ♂, 2.–8.v.2007.

****Hexomyza sarothamni* (Hendel, 1923)**

Material examined. Neo Petritsi Village, Midway Site [22], 1 ♂, 19.–25.v.2008.

****Melanagromyza aenea* (Meigen, 1830)**

Material examined. Neo Petritsi Village, Helicopter Site [19], 1 ♂, 9.–15.vi.2008; Promahonas Village, Procom Site [32], 1 ♂, 27.vi.–3.vii.2007, 1 ♂, 11.–17.vii.2007.

****Melanagromyza aeneoventris* (Fallén, 1823)**

Material examined. Kerkini Village, Krousia Mts. Site [9], 1 ♂, 20.–26.vii.2007; Neo Petritsi Village, Farfara Site [18], 1 ♂, 30.iv.–4.v.2008.

****Melanagromyza albocilia* Hendel, 1931**

Material examined. Lithotopos Village, Ecotourism Site [13], 1 ♂, 13.–19.vi.2006, 1 ♂, 20.–26.vi.2006, 1 ♂, 11.–17.vii.2006, 1 ♂, 30.iv.–4.v.2008; Lithotopos Village, Kerkini Lake [14], 1 ♂, 25.iv.–1.v.2005; Vironia Village, Kerkini Mts. Site (Beles) [36], 4 ♂♂, 25.iv.–1.v.2005, 2 ♂♂, 2.–8.v.2005, 7 ♂♂ 4 ♀♀, 9.–15.v.2005, 1 ♂, 16.–22.v.2005.

****Melanagromyza angeliciphaga* Spencer, 1969**

Material examined. Lithotopos Village, Ecotourism Site [13], 1 ♂ 2 ♀♀, 11.–17.iv.2005; Promahonas Village, Procom Site [32], 2 ♂♂, 13.–19.vi.2007, 1 ♂ 2 ♀♀, 20.–26.vi.2007, 2 ♂♂, 27.vi.–3.vii.2007.

****Melanagromyza cunctans* (Meigen, 1830)**

Material examined. Kerkini Village, Krousia Mts. Site [9], 1 ♂, 27.vi.–3.vii.2007, 1 ♂, 20.–26.vii.2006; Kerkini Village, Kerkini Lake [10], 1 ♂, 13.v.2007; Kerkini Village, Pumping Station Site [11], 1 ♂, 18.–24.vii.2007; Lithotopos Village, Ecotourism Site [13], 1 ♂, 20.–26.vi.2006, 1 ♂, 26.vi.–3.vii.2006, 1 ♂, 1.–7.viii.2006, 2 ♂♂, 29.viii.–4.ix.2006, 1 ♂, 5.–11.ix.2006, 2 ♂♂, 4.–10.vii.2007, 1 ♂, 25.–31.vii.2007; Vironia Village, Strymon River Bank Site [40], 1 ♂, 8.–14.ix.2008.

****Melanagromyza pubescens* Hendel, 1923**

Material examined. Kerkini Village, Krousia Mts. Site [9], 1 ♂, 5.–11.ix.2007, 1 ♂, 12.–18.ix.2007; Promahonas Village, Procom Site [32], 1 ♂, 25.–31.vii.2007, 1 ♂, 22.–28.viii.2007.

****Melanagromyza sativae* Spencer, 1957**

Material examined. Lithotopos Village, Kerkini Lake [14], 1 ♂, 25.iv.–1.v.2005; Vironia Village, Kerkini Mts. Site (Beles) [36], 1 ♂, 9.–15.v.2005.

****Melanagromyza zlobini* Pakalniškis, 1997**

Material examined. Vironia Village, Ramna Site [38], 1 ♂, 21.–27.iv.2008.

****Ophiomyia alliariae* Hering, 1957**

Material examined. Kerkini Village, Krousia Mts. Site [9], 1 ♂, 13.–19.vi.2007, 1 ♂, 6.–12.vii.2007, 1 ♂, 20.–26.vii.2007.

****Ophiomyia asparagi* Spencer, 1964**

Material examined. Ano Poroia Village, Kerkini Mts., Plateau Beech forest [5], 1 ♂, 8.–13.viii.2007; Kerkini Village, Krousia Mts. Site [9], 2 ♂♂, 13.–19.vi.2007, 1 ♂, 4.–10.vii.2007, 1 ♂, 11.–17.vii.2007, 3 ♂♂, 20.–26.vii.2007; Vironia Village, Ramna Site [38], 1 ♂, 7.–13.vii.2008.

***Ophiomyia beckeri* (Hendel, 1923)**

Material examined. Ano Poroia Village, Kerkini Mts., Base Camp site [2], 1 ♂, 25.–31.vii.2007; Kerkini Village, Krousia Mts. Site [9], 5 ♂♂, 30.v.–5.vi.2007, 2 ♂♂ 4 ♀♀, 27.vi.–3.vii.2007, 9 ♂♂, 6.–12.vii.2007; Kerkini Village, Pumping Station Site [11], 2 ♂♂, 6.–12.vi.2007, 1 ♂, 13.–19.vi.2007; Neo Petritsi Village, Farfara Site [18], 2 ♂♂, 16.–22.vi.2008; Neo Petritsi Village, Midway Site [22], 3 ♂♂, 23.–29.vi.2008, 1 ♂, 9.–13.vii.2008; Neo Petritsi Village, Sultanitsa Site [26], 113 ♂♂ 7 ♀♀, 25.v.–1.vi.2008, 3 ♂♂ 2 ♀♀, 16.–22.vi.2008, 6 ♂♂, 23.–29.vi.2008; Promahonas Village, Procom Site [32], 1 ♂, 21.–27.iv.2008, 1 ♂, 7.–13.vii.2008; Vironia Village, Beabies Site [34], 1 ♂ 2 ♀♀, 7.–13.vii.2008; Vironia Village, Kerkini Mts. Site (Beles) [36], 1 ♂, 11.–17.iv.2005, 1 ♂, 2.–8.v.2005.

****Ophiomyia cichorii* Hering, 1949**

Material examined. Kerkini Village, Krousia Mts. Site [9], 1 ♂, 6.–12.vii.2007; Promahonas Village, Procom Site [32], 2 ♂♂, 11.–17.vii.2007.

***Ophiomyia cunctata* (Hendel, 1920)**

Material examined. Kerkini Village, Krousia Mts. Site [9], 2 ♂♂, 6.–12.vii.2007, 1 ♂, 11.–17.vii.2007, 1 ♂, 20.–26.vii.2007; Kerkini Village, Pumping Station Site [11], 1 ♂, 6.–12.vii.2007, 3 ♂♂, 18.–24.vii.2007; Lithotopos Village, Kerkini Lake [14], 3 ♀♀, 16.–22.v.2005; Neo Petritsi Village, Midway Site [22], 1 ♀, 9.–13.vii.2008, 2 ♂♂, 21.–27.vii.2008; Neo Petritsi Village, Sultanitsa Site [26], 2 ♂♂ 3 ♀♀, 25.v.–1.vi.2008; Promahonas Village, Procom Site [32], 1 ♂, 6.–12.vi.2007; Vironia Village, Beabies Site [34], 1 ♂ 1 ♀, 7.–13.vii.2008; Vironia Village, Kerkini Mts. Site (Beles) [36], 1 ♂, 25.iv.–1.v.2005, 2 ♂♂, 9.–15.v.2005.

***Ophiomyia curvivalpis* (Zetterstedt, 1848)**

Material examined. Ano Poroia Village, Kerkini Mts., Base Camp 1777 site [3], 1 ♂, 25.–31.vii.2007; Kerkini Village, Krousia Mts. Site [9], 1 ♀, 13.–19.vi.2007, 1 ♂, 27.vi.–3.vii.2007, 2 ♂♂, 20.–26.vii.2007, 1 ♀, 1.–7.viii.2007, 1 ♀, 12.–18.ix.2007; Kerkini Village, Pumping Station Site [11], 1 ♀, 23.–29.v.2007, 1 ♂, 6.–12.vi.2007, 1 ♂ 3 ♀♀, 13.–19.vi.2007, 3 ♂♂, 11.–17.vii.2007, 2 ♀♀, 18.–24.vii.2007; Lithotopos Village, Ecotourism Site [13], 1 ♀, 30.v.–5.vi.2006, 3 ♀♀, 20.–26.vi.2006, 1 ♂, 16.–22.v.2006, 1 ♂, 1.–7.viii.2006; Lithotopos Village, Kerkini Lake [14], 1 ♀, 20.–26.vi.2005; Neo Petritsi Village, Farfara Site [18], 1 ♀, 23.–29.vi.2008; Neo Petritsi Village, Midway Site [22], 2 ♀♀, 19.–25.v.2008, 6 ♀♀, 26.v.–1.vi.2008, 1 ♀, 2.–8.vi.2008, 2 ♀♀, 23.–29.vi.2008, 2 ♀♀, 30.vi.–6.vii.2008, 1 ♂ 4 ♀♀, 9.–13.vii.2008, 1 ♀, 14.–21.vii.2008, 1 ♀, 21.–27.vii.2008, 3 ♀♀, 28.vii.–3.viii.2008; Promahonas Village, Procom Site [32], 1 ♂, 30.v.–5.vi.2007, 2 ♀♀, 20.–26.vi.2007.

****Ophiomyia galii* Hering, 1937**

Material examined. Ano Poroia Village, Kerkini Mts., Plateau Malaise [6], 1 ♂, 8.–13.viii.2007; Kerkini Village, Café Elodia Site [7], 1 ♂, 3.–9.iii.2008; Kerkini Village, Krousia Mts. Site [9], 1 ♂, 20.–26.vii.2007; Neo Petritsi Village, Midway Site [22], 1 ♂, 16.–22.vi.2008; Neo Petritsi Village, Sultanitsa Site [26], 1 ♂, 16.–22.vi.2008; Promahonas Village, Procom Site [32], 1 ♂, 20.–26.vi.2007; Vironia Village, Kerkini Mts. Site (Beles) [36], 1 ♀, 25.iv.–1.v.2005.

****Ophiomyia heracleivora* Spencer, 1957**

Material examined. Promahonas Village, Procom Site [32], 1 ♂, 23.–29.v.2007, 1 ♂, 30.v.–5.vi.2007, 1 ♂, 20.–26.vi.2007, 1 ♂, 11.–17.vii.2007, 1 ♂, 18.–24.vii.2007, 1 ♂, 22.–28.viii.2007.

****Ophiomyia inaequalis* (Hendel, 1931)**

Material examined. Ano Poroia Village, Kerkini Mts., Plateau Beech forest [5], 1 ♂, 8.–13.viii.2007; Kerkini Village, Krousia Mts. Site [9], 1 ♂, 30.v.–5.vi.2007, 1 ♂, 6.–12.vii.2007.

****Ophiomyia labiatarum* Hering, 1937**

Material examined. Kerkini Village, Krousia Mts. Site [9], 1 ♂, 30.v.–5.vi.2007, 1 ♂, 13.–19.vi.2007, 1 ♂, 27.vi.–3.vii.2007, 2 ♂♂, 6.–12.vii.2007, 2 ♂♂, 20.–26.vii.2007; Kerkini Village, Timber Yard Site [12], 1 ♂, 23.–29.v.2007; Neo Petritsi Village, Farfara Site [18], 1 ♂, 23.–29.vi.2008; Promahonas Village, Procom Site [32], 1 ♂, 18.–24.vii.2007; Vironia Village, Kerkini Mts. Site (Beles) [36], 1 ♂, 11.–17.iv.2005, 1 ♀, 16.–22.v.2005, 1 ♀, 30.v.–5.vi.2005.

***Ophiomyia longilingua* (Hendel, 1920)**

Material examined. Kerkini Village, Krousia Mts. Site [9], 1 ♂, 30.v.–5.vi.2007.

Note. This record is the second evidence of this species in Greece as HENDEL (1920) described this species (cf. the male lectotype) from Korynthos.

****Ophiomyia major* (Strobl, 1900)**

Material examined. Lithotopos Village, Kerkini Lake [14], 1 ♀, 11.–17.iv.2005.

****Ophiomyia melandryi* de Meijere, 1924**

Material examined. Neo Petritsi Village, Midway Site [22], 1 ♀, 8.–14.ix.2008; Vironia Village, Beabies Site [34], 2 ♀♀, 16.–22.vi.2008; Vironia Village, Ramna Site [38], 1 ♂, 7.–13.iv.2007, 1 ♂, 23.–29.vi.2008.

****Ophiomyia nasuta* (Melander, 1913)**

Material examined. Promahonas Village, Mezas 1 Site [28], 2 ♀♀, 3.viii.2009.

***Ophiomyia orbiculata* (Hendel, 1931)**

Material examined. Kerkini Village, Krousia Mts. Site [9], 3 ♂♂, 13.–19.vi.2007, 2 ♂♂, 6.–12.vii.2007, 1 ♂, 20.–26.vii.2007; Lithotopos Village, Ecotourism Site [13], 53 ♂♂ 38 ♀♀, 9.–15.v.2006, 1 ♀, 16.–22.v.2006, 2 ♂♂, 25.–31.vii.2007, 4 ♂♂, 1.–7.viii.2006; Promahonas Village, Procom Site [32], 1 ♂, 27.vi.–3.vii.2007, 2 ♂♂, 25.–31.vii.2007, 1 ♂, 22.–28.viii.2007; Vironia Village, Kerkini Mts. Site (Beles) [36], 2 ♂♂, 9.–15.v.2005, 2 ♀♀, 30.v.–5.vi.2005.

***Ophiomyia pinguis* (Fallén, 1820)**

Material examined. Ano Poroia Village, Kerkini Mts., Platanus forest [4], 1 ♂, 28.viii.–3.ix.2007; Lithotopos Village, Ecotourism Site [13], 2 ♀♀, 9.–15.v.2006, 1 ♀, 16.–22.v.2006, 1 ♂ 1 ♀ 30.v.–5.vi.2006, 1 ♂ 1 ♀, 6.–12.vi.2006, 3 ♂♂ 5 ♀♀, 13.–19.vi.2006, 7 ♂♂ 3 ♀♀, 20.–26.vi.2006, 9 ♂♂ 1 ♀, 26.vi.–3.vii.2006, 1 ♂, 11.–17.vii.2006, 4 ♂♂, 1.–7.viii.2006, 2 ♀♀, 22.–28.viii.2006, 2 ♂♂, 29.viii.–4.ix.2006, 3 ♂♂, 4.–10.vii.2007; Lithotopos Village, Kerkini Lake [14], 1 ♂ 1 ♀, 25.iv.–1.v.2005, 3 ♀♀, 6.–12.vi.2005, 1 ♀, 13.–19.vi.2005, 2 ♂♂ 3 ♀♀, 20.–26.vi.2005; Neo Petritsi Village, Midway Site [22], 2 ♂♂, 14.–21.vii.2008; Promahonas Village, Angistrou Mts. [27], 1 ♂ 1 ♀, 3.v.2010, 1 ♂, 3.iv.2010; Vironia Village, Kerkini Mts. Site (Beles) [36], 1 ♂, 2.–8.v.2005, 1 ♂ 2 ♀♀, 9.–15.v.2005, 2 ♂♂ 2 ♀♀, 16.–22.v.2005, 1 ♂, 30.v.–5.vi.2005, 1 ♀, 6.–12.vi.2005; Vironia Village, near Ramna Site [37], 1 ♂, 5.iii.2010.

****Ophiomyia pulicaria* (Meigen, 1830)**

Material examined. Kerkini Village, Krousia Mts. Site [9], 1 ♂, 13.–19.vi.2007, 4 ♂♂, 6.–12.vii.2007, 1 ♂, 11.–17.vii.2007, 2 ♂♂, 20.–26.vii.2007; Promahonas Village, Angistrou Mts. [27], 1 ♂, 3.iv.2010; Promahonas Village,

Procom Site [32], 2 ♂♂, 29.viii.–4.ix.2007; Vironia Village, Kerkini Mts. Site (Beles) [36], 1 ♂, 25.iv.–1.v.2005, 1 ♂, 9.–15.v.2005, 1 ♂, 30.v.–5.vi.2005; Vironia Village, near Ramna Site [37], 1 ♂, 5.iii.2010.

****Ophiomyia submaura* Hering, 1926**

Material examined. Vironia Village, near Ramna Site [37], 1 ♀, 28.vii.–3.viii.2008.

****Ophiomyia vimmeri* Černý, 1994**

Material examined. Kerkini Village, Krousia Mts. Site [9], 1 ♂, 30.v.–5.vi.2007, 1 ♂, 27.vi.–3.vii.2007, 4 ♂♂, 6.–12.vii.2007; Neo Petritsi Village, Sultanitsa Site [26], 1 ♂, 25.v.–1.vi.2008; Promahonas Village, Mezias 4 Site [31], 1 ♂, 5.iv.2010; Vironia Village, Kerkini Mts. Site (Beles) [36], 1 ♂, 2.–8.v.2005.

Subfamily Phytomyzinae

****Amauromyza (Amauromyza) carlinae* (Hering, 1944)**

Material examined. Kerkini Village, Krousia Mts. Site [9], 1 ♂, 30.v.–5.vi.2007, 1 ♂, 13.–19.vi.2007, 1 ♂, 20.–26.vii.2007.

****Amauromyza (Amauromyza) lamii* (Kaltenbach, 1858)**

Material examined. Promahonas Village, Procom Site [32], 1 ♂, 20.–26.vi.2007.

****Amauromyza (Amauromyza) morionella* (Zetterstedt, 1848)**

Material examined. Neo Petritsi Village, Midway Site [22], 3 ♂♂, 2.–8.vi.2008, 1 ♂, 8.–14.ix.2008.

****Amauromyza (Cephalomyza) karli* (Hendel, 1927)**

Material examined. Kerkini Village, Krousia Mts. Site [9], 1 ♂, 30.v.–5.vi.2007, 2 ♂♂ 2 ♀♀, 13.–19.vi.2007, 2 ♂♂ 8 ♀♀, 27.vi.–3.vii.2007, 1 ♂, 4.–10.vii.2007, 1 ♂, 11.–17.vii.2007, 8 ♂♂ 1 ♀, 20.–26.vii.2007, 2 ♂♂ 2 ♀♀, 8.–14.viii.2007, 2 ♂♂ 2 ♀♀, 15.–21.viii.2007; Kerkini Village, Pumping Station Site [11], 1 ♂, 18.–24.vii.2007.

***Amauromyza (Cephalomyza) labiatarum* (Hendel, 1920)**

Material examined. Vironia Village, Ramna Site [38], 1 ♂, 19.–25.v.2008.

****Aulagromyza anteposita* (Strobl, 1898)**

Material examined. Kerkini Village, Kerkini Marsh Site [8], 2 ♂♂ 1 ♀, 28.iii.–3.iv.2007; Vironia Village, Kerkini Mts. Site (Beles) [36], 6 ♂♂ 1 ♀, 4.–10.iv.2005, 11 ♂♂ 4 ♀♀, 11.–17.iv.2005; Vironia Village, Ramna Site [38], 1 ♂, 7.–13.iv.2007.

***Aulagromyza discrepans* (van der Wulp, 1871)**

Material examined. Kerkini Village, Kerkini Marsh Site [8], 1 ♂, 4.–10.iv.2007, 1 ♂, 11.–17.iv.2007; Neo Petritsi Village, Sultanitsa Site [26], 1 ♂, 19.–25.v.2008; Vironia Village, Beabies Site [34], 1 ♂, 19.–25.v.2008.

****Aulagromyza lucens* (de Meijere, 1924)**

Material examined. Vironia Village, Kerkini Mts. Site (Beles) [36], 4 ♂♂, 25.iv.–1.v.2005, 1 ♂, 2.–8.v.2005.

***Aulagromyza orphana* (Hendel, 1920)**

Material examined. Kerkini Village, Kerkini Marsh Site [8], 2 ♂♂ 1 ♀, 4.–10.iv.2007, 1 ♂, 11.–17.iv.2007; Vironia Village, Kerkini Mts. Site (Beles) [36], 4 ♂♂, 11.–17.iv.2005, 4 ♂♂, 25.iv.–1.v.2005, 2 ♂♂ 2 ♀♀, 2.–8.v.2005.

***Aulagromyza trivittata* (Loew, 1873)**

Material examined. Vironia Village, Ramna Site [38], 1 ♂, 30.iv.–4.v.2008.

****Calycomyza artemisiae* (Kaltenbach, 1856)**

Material examined. Vironia Village, Kerkini Mts. Site (Beles) [36], 1 ♂, 16.–22.v.2005, 1 ♂, 30.v.–5.vi.2005, 1 ♂, 6.–12.vi.2005.

****Calycomyza flavomaculata* (Spencer, 1960)**

Material examined. Lithotopos Village, Kerkini Lake [14], 1 ♂, 2.–8.v.2005.

Note. This species was known only from Spain (SPENCER 1960) so it is recorded from Europe for the second time here.

****Calycomyza humeralis* (von Roser, 1840)**

Material examined. Kerkini Village, Krousia Mts. Site [9], 5 ♂♂, 30.v.–5.vi.2007; 5 ♂♂, 13.–19.vi.2007, 1 ♂ 1 ♀, 27.vi.–3.vii.2007, 5 ♂♂, 6.–12.vii.2007, 7 ♂♂, 20.–26.vii.2007.

****Cerodontha (Butomyza) angulata* (Loew, 1869)**

Material examined. Neo Petritsi Village, Sultanitsa Site [26], 2 ♂♂, 23.–29.vi.2008; Promahonas Village, Procom Site [32], 1 ♂, 23.–29.v.2007, 1 ♂, 6.–12.vi.2007; Vironia Village, Kerkini Mts. Site (Beles) [36], 1 ♂, 11.–17.iv.2005, 1 ♂, 2.–8.v.2005.

****Cerodontha (Butomyza) eucaricis* Nowakowski, 1967**

Material examined. Vironia Village, Kerkini Mts. Site (Beles) [36], 2 ♂, 11.–17.iv.2005.

****Cerodontha (Butomyza) pseuderrans* (Hendel, 1931)**

Material examined. Neo Petritsi Village, Farfara Site [18], 1 ♂, 30.iv.–4.v.2008; Vironia Village, Kerkini Mts. Site (Beles) [36], 1 ♂, 11.–17.iv.2005, 1 ♂ 1 ♀, 9.–15.v.2005.

***Cerodontha (Cerodontha) denticornis* (Panzer, 1806)**

Material examined. Kerkini Village, Krousia Mts. Site [9], 1 ♀, 27.vi.–3.vii.2007, 2 ♂♂, 6.–12.vii.2007; Kerkini Village, Pumping Station Site [11], 1 ♂, 6.–12.vi.2007, 1 ♀, 13.–19.vi.2007; Lithotopos Village, Ecotourism Site [13], 1 ♀, 11.–17.iv.2005, 1 ♀, 23.–29.v.2006, 1 ♀, 30.v.–5.vi.2006, 1 ♀, 6.–12.vi.2006, 1 ♂, 13.–19.vi.2006; Lithotopos Village, Kerkini Lake [14], 1 ♀, 25.iv.–1.v.2005, 1 ♀, 2.–8.v.2005; Neo Petritsi Village, Farfara Site [18], 2 ♀♀, 16.–22.vi.2008; Neo Petritsi Village, Helicopter site [19], 1 ♀, 9.–15.v.2005; Neo Petritsi Village, Kerkini Mts., Army Camp Site [20], 7 ♂♂ 3 ♀♀, 17.vi.2008; Neo Petritsi Village, Sultanitsa Site [26], 2 ♂♂, 19.–25.v.2008, 1 ♂

1 ♀, 25.v.–1.vi.2008, 4 ♀♀, 2.–8.vi.2008, 4 ♂♂, 9.–15.vi.2008, 1 ♂ 3 ♀♀, 16.–22.vi.2008, 1 ♀, 30.vi.–6.vii.2008, 1 ♀, 14.–21.vii.2008; Promahonas Village, Angistrou Mts. [27], 1 ♂, 3.v.2010; Vironia Village, Beabies Site [34], 2 ♀♀, 7.–13.vii.2008; Vironia Village, Kerkini Mts. Site (Beles) [36], 1 ♀, 9.–15.v.2005, 1 ♀, 6.–12.vi.2005.

****Cerodontha (Cerodontha) fulvipes (Meigen, 1830)***

Material examined. Kerkini Village, Pumping Station Site [11], 1 ♂, 23.–29.v.2007; Neo Petritsi Village, Sultanitsa Site [26], 2 ♂♂ 1 ♀, 16.–22.vi.2008; Promahonas Village, Procom Site [32], 1 ♀, 6.–12.vi.2007.

****Cerodontha (Cerodontha) phragmitophila Hering, 1935***

Material examined. Kerkini Village, Kerkini Marsh Site [8], 1 ♂, 18.–24.iv.2007.

****Cerodontha (Dizygomyza) bimaculata (Meigen, 1830)***

Material examined. Kerkini Village, Krousia Mts. Site [9], 1 ♂, 13.–19.vi.2007.

****Cerodontha (Dizygomyza) fasciata (Strobl, 1880)***

Material examined. Kerkini Village, Krousia Mts. Site [9], 1 ♂, 6.–12.vii.2007; Neo Petritsi Village, Farfara Site [18], 1 ♂, 9.–15.vi.2008; Neo Petritsi Village, Sultanitsa Site [26], 3 ♂♂, 16.–22.vi.2008, 1 ♂, 23.–29.vi.2008, 3 ♂♂, 30.vi.–6.vii.2008; 2 ♂♂, 14.–21.vii.2008; Vironia Village, Beabies Site [34], 1 ♂, 16.–22.vi.2008.

****Cerodontha (Dizygomyza) hirtae Nowakowski, 1967***

Material examined. Neo Petritsi Village, Sultanitsa Site [26], 1 ♂, 16.–22.vi.2008, 1 ♂, 19.–25.v.2008.

****Cerodontha (Dizygomyza) luctuosa (Meigen, 1830)***

Material examined. Neo Petritsi Village, Sultanitsa Site [26], 1 ♂, 16.–22.vi.2008, 4 ♂♂, 23.–29.vi.2008, 1 ♂, 7.–13.vii.2008, 1 ♂, 14.–21.vii.2008.

****Cerodontha (Dizygomyza) luzulae (Groschke, 1957)***

Material examined. Neo Petritsi Village, Sultanitsa Site [26], 1 ♂, 30.vi.–6.vii.2008.

****Cerodontha (Dizygomyza) morosa (Meigen, 1830)***

Material examined. Neo Petritsi Village, Sultanitsa Site [26], 1 ♂, 9.–15.vi.2008, 1 ♂, 16.–22.vi.2008, 1 ♂, 23.–29.vi.2008, 1 ♂, 14.–21.vii.2008.

****Cerodontha (Dizygomyza) suturalis (Hendel, 1931)***

Material examined. Kerkini Village, Timber Yard Site [12], 1 ♂, 23.–29.v.2007.

****Cerodontha (Icteromyza) geniculata (Fallén, 1823)***

Material examined. Vironia Village, Kerkini Mts. Site (Beles) [36], 1 ♂, 4.–10.iv.2005.

****Cerodontha (Icteromyza) rozkosnyi Černý, 2007***

Material examined. Neo Petritsi Village, Sultanitsa Site [26], 1 ♀, 25.v.–1.vi.2008, 2 ♂♂, 2.–8.vi.2008, 1 ♂, 9.–15.vi.2008, 2 ♀♀, 16.–22.vi.2008, 1 ♀, 14.–21.vii.2008.

****Cerodontha (Poemyza) incisa (Meigen, 1830)***

Material examined. Neo Petritsi Village, Sultanitsa Site [26], 1 ♂, 9.–15.vi.2008, 1 ♂, 23.–29.vi.2008; Vironia Village, Ramna Site [38], 1 ♂, 21.–27.iv.2008, 1 ♂, 7.–13.vii.2008.

****Cerodontha (Poemyza) lateralis (Macquart, 1835)***

Material examined. Kerkini Village, Pumping Station Site [11], 1 ♀, 20.–26.vi.2007.

****Cerodontha (Poemyza) lyneborgi Spencer, 1972***

Material examined. Lithotopos Village, Ecotourism Site [13], 1 ♂, 2.–8.v.2006, 1 ♂, 23.–29.v.2006, 1 ♂, 6.–12.vi.2006.

****Cerodontha (Poemyza) muscina (Meigen, 1830)***

Material examined. Neo Petritsi Village, Sultanitsa Site [26], 2 ♀♀, 25.v.–1.vi.2008, 1 ♂, 7.–13.vii.2008; Vironia Village, Kerkini Mts. Site (Beles) [36], 1 ♂, 6.–12.vi.2005; Vironia Village, Ramna Site [38], 1 ♂, 7.–13.vii.2008.

****Cerodontha (Poemyza) pygmaea (Meigen, 1830)***

Material examined. Neo Petritsi Village, Sultanitsa Site [26], 1 ♂, 25.v.–1.vi.2008, 2 ♂♂, 16.–22.vi.2008.

****Chromatomyia fuscula (Zetterstedt, 1838)***

Material examined. Neo Petritsi Village, Sultanitsa Site [26], 1 ♂, 25.v.–1.vi.2008; Vironia Village, Beabies Site [34], 1 ♂, 7.–13.vii.2008.

Chromatomyia horticola (Goureau, 1851)

Material examined. Neo Petritsi Village, Sultanitsa Site [26], 2 ♂♂, 19.–25.v.2008; Vironia Village, Ramna Site [38], 1 ♂, 26.v.–1.vi.2008.

****Chromatomyia isicae (Hering, 1962)***

Material examined. Vironia Village, Beabies Site [34], 1 ♂, 7.–13.vii.2008.

Chromatomyia milii (Kaltenbach, 1864)

Material examined. Neo Petritsi Village, Sultanitsa Site [26], 3 ♂♂, 25.v.–1.vi.2008, 3 ♂♂, 16.–22.vi.2008, 1 ♂, 30.vi.–6.vii.2008, 1 ♂, 14.–21.vii.2008; Vironia Village, Beabies Site [34], 2 ♂♂, 16.–22.vi.2008, 2 ♂♂, 23.–29.vi.2008; Vironia Village, Kerkini Mts. Site (Beles) [36], 3 ♂♂ 1 ♀, 4.–10.iv.2005, 1 ♂, 25.iv.–1.v.2005.

****Chromatomyia nigra (Meigen, 1830)***

Material examined. Lithotopos Village, Kerkini Lake [14], 1 ♂, 25.iv.–1.v.2005; Neo Petritsi Village, Sultanitsa Site [26], 4 ♂♂, 19.–25.v.2008.

****Chromatomyia ramosa (Hendel, 1923)***

Material examined. Neo Petritsi Village, Sultanitsa Site [26], 2 ♂♂, 25.v.–1.vi.2008, 1 ♂, 16.–22.vi.2008; Vironia Village, Beabies Site [34], 1 ♂, 7.–13.vii.2008.

****Chromatomyia syngenesiae* Hardy, 1849**

Material examined. Neo Petritsi Village, Sultanitsa Site [26], 1 ♂, 12.–18.v.2008.

****Galiomyza galiivora* (Spencer, 1969)**

Material examined. Promahonas Village, Procom Site [32], 1 ♂, 20.–26.vi. 2007, 1 ♂, 11.–17.viii.2007.

****Galiomyza morio* (Brischke, 1880)**

Material examined. Promahonas Village, Procom Site [32], 1 ♂ 2 ♀♀, 20.–26.vi. 2007.

****Liriomyza amoena* (Meigen, 1830)**

Material examined. Promahonas Village, Procom Site [32], 1 ♂, 20.–26.vi.2007; Vironia Village, Kerkini Mts. Site (Beles) [36], 1 ♂, 9.–15.v.2005.

****Liriomyza artemisicola* de Meijere, 1924**

Material examined. Lithotopos Village, Ecotourism Site [13], 1 ♂, 26.vi.–3.vii.2006.

***Liriomyza bryoniae* (Kaltenbach, 1858)**

Material examined. Kerkini Village, Pumping Station Site [11], 1 ♂ 3 ♀♀, 13.–19.vi.2007; Lithotopos Village, Ecotourism Site [13], 1 ♂, 26.vi.–3.vii.2006; Megalohori Village, Megal March [16], 1 ♂, 19.vii.2007.

***Liriomyza congesta* (Becker, 1903)**

Material examined. Kerkini Village, Café Elodia Site [7], 1 ♂, 7.–13.iv.2008; Lithotopos Village, Ecotourism Site [13], 1 ♂, 13.–19.vi.2006, 2 ♀♀, 20.–26.vi.2006; Megalohori Village, field [15], 1 ♂, 9.–15.vi.2008; Neo Petritsi Village, Midway Site [22], 2 ♂♂, 26.v.–1.vi.2008, 1 ♂, 16.–22.vi.2008; Neo Petritsi Village, Sultanitsa Site [26], 1 ♂, 12.–18.v.2008; Vironia Village, Ramna Site [38], 1 ♂, 14.–20.vii.2008; Vironia Village, Strymon Marches Site [39], 4 ♂♂, 19.iii.2010.

****Liriomyza dianthicola* (Venturi, 1949)**

Material examined. Neo Petritsi Village, Midway Site [22], 1 ♂, 21.–27.vii.2008.

****Liriomyza dracunculi* Hering, 1932**

Material examined. Neo Petritsi Village, Midway Site [22], 1 ♂, 23.–29.vi.2008, 1 ♂, 9.–13.vii.2008.

****Liriomyza endiviae* Hering, 1955**

Material examined. Lithotopos Village, Ecotourism Site [13], 1 ♂, 11.–17.vii.2006.

****Liriomyza europaea* Zlobin, 2003**

Material examined. Neo Petritsi Village, Sultanitsa Site [26], 1 ♂, 21.–27.vii.2008.

****Liriomyza flaveola* (Fallén, 1823)**

Material examined. Neo Petritsi Village, Sultanitsa Site [26], 3 ♂♂ 4 ♀♀, 25.v.–1.vi.2008, 2 ♂♂, 9.–15.vi.2008, 1 ♂ 4 ♀♀, 16.–22.vi.2008, 3 ♂♂, 23.–29.vi.2008, 2 ♂♂, 30.vi.–6.vii.2008, 1 ♂, 7.–13.vii.2008, 1 ♂ 1 ♀, 14.–21.vii.2008, 1 ♂, 21.–27.vii.2008, 1 ♀, 8.–14.ix.2008; Vironia Village, Kerkini Mts. Site (Beles) [36], 1 ♂, 25.iv.–1.v.2005.

****Liriomyza hampsteadensis* Spencer, 1971**

Material examined. Kerkini Village, Café Elodia Site [7], 1 ♂, 24.–30.iii.2008; Lithotopos Village, Ecotourism Site [13], 1 ♂, 11.–17.iv.2005; Neo Petritsi Village, Kerkini Mts., Army Camp Site [20], 1 ♂, 17.vi.2008; Neo Petritsi Village, Midway Site [22], 3 ♂♂, 16.–22.vi.2008, 3 ♂♂, 30.vi.–6.vii.2008; Neo Petritsi Village, Sultanitsa Site [26], 1 ♂, 9.–15.vi.2008; Vironia Village, Kerkini Mts. Site (Beles) [36], 1 ♂, 2.–8.v.2005.

****Liriomyza hieracii* (Kaltenbach, 1862)**

Material examined. Neo Petritsi Village, Sultanitsa Site [26], 1 ♂, 16.–22.vi.2008; Vironia Village, Kerkini Mts. Site (Beles) [36], 3 ♂♂ 1 ♀, 30.v.–5.vi.2005.

****Liriomyza intonsa* Spencer, 1976**

Material examined. Ano Poroia Village, Kerkini Mts., Plateau Beech forest [5], 1 ♂, 8.–13.viii.2007.

****Liriomyza latigenis* (Hendel, 1920)**

Material examined. Neo Petritsi Village, Midway Site [22], 1 ♂, 28.vii.–3.viii.2008.

***Liriomyza orbona* (Meigen, 1830)**

Material examined. Kerkini Village, Pumping Station Site [11], 1 ♀, 2.–8.v.2007; Neo Petritsi Village, Strymon Floodplain [25], 2 ♂♂, 15.iii.2010.

***Liriomyza pedestris* Hendel, 1931**

Material examined. Neo Petritsi Village, Sultanitsa Site [26], 1 ♂, 23.–29.vi.2008; Vironia Village, Beabies Site [34], 1 ♂, 7.–13.vii.2008; Vironia Village, Kerkini Mts. Site (Beles) [36], 1 ♂ 6 ♀♀, 11.–17.iv.2005, 2 ♂♂ 5 ♀♀, 25.iv.–1.v.2005.

***Liriomyza phryne* Hendel, 1931**

Material examined. Lithotopos Village, Ecotourism Site [13], 1 ♂, 4.–10.iv.2005; Lithotopos Village, Kerkini Lake [14], 1 ♂, 14.–20.iii.2005.

****Liriomyza pseudopygmina* (Hering, 1933)**

Material examined. Promahonas Village, Roupel's Gorge Site [33], 3 ♂♂, 2.iv.2010.

****Liriomyza puella* (Meigen, 1830)**

Material examined. Kerkini Village, Pumping Station Site [11], 1 ♂, 11.–17.vii.2007; Lithotopos Village, Ecotourism Site [13], 1 ♂ 8 ♀♀, 23.–29.v.2006, 1 ♂, 26.vi.–3.vii.2006; Neo Petritsi Village, Stratiom Site [24], 1 ♂, 30.iv.2010; Promahonas Village, Procom Site [32], 1 ♂, 27.vi.–3.vii.2007.

****Liriomyza pusilla* (Meigen, 1830)**

Material examined. Kerkini Village, Krousia Mts. Site [9], 2 ♂♂, 6.–12.vii.2007; Neo Petritsi Village, Sultanitsa Site [26], 1 ♂, 16.–22.vi.2008.

***Liriomyza richteri* Hering, 1927**

Material examined. Neo Petritsi Village, Sultanitsa Site [26], 1 ♂, 23.–29.vi.2008, 1 ♂, 14.–21.vii.2008; Vironia Village, Beabies Site [34], 1 ♂, 7.–13.vii.2008.

****Liriomyza scorzonerae* Rydén, 1951**

Material examined. Kerkini Village, Krousia Mts. Site [9], 1 ♂, 20.–26.vii.2007.

****Liriomyza soror* Hendel, 1931**

Material examined. Lithotopos Village, Kerkini Lake [14], 1 ♂, 11.–17.iv.2005; Promahonas Village, Mezas 2 Site [29], 2 ♂♂, 29.vii.2009.

***Liriomyza strigata* (Meigen, 1830)**

Material examined. Ano Poroia Village, Kerkini Mts., Base Camp 1777 Site [3], 1 ♂, 25.–31.vii.2007; Kerkini Village, Kerkini Marsh Site [8], 1 ♂, 11.–17.iv.2005; Neo Petritsi Village, Sultanitsa Site [26], 1 ♂, 23.–29.vi.2008.

***Liriomyza taraxaci* Hering, 1927**

Material examined. Kerkini Village, Krousia Mts. Site [9], 1 ♂, 30.v.–5.vi.2007; Kerkini Village, Pumping Station Site [11], 1 ♂, 13.–19.vi.2007, 4 ♂♂, 18.–24.vii.2007; Lithotopos Village, Ecotourism Site [13], 1 ♂, 26.vi.–3.vii.2006.

****Liriomyza taurica* Zlobin, 2003**

Material examined. Neo Petritsi Village, Sultanitsa Site [26], 1 ♂, 25.v.–1.vi.2008.

Note. This species was described from the Ukraine, later recorded from the Czech Republic (ČERNÝ et al. 2006, ČERNÝ 2009a), recently announced from Andorra (ČERNÝ 2007) and Germany (VON TSCHIRNHAUS 2007). This record is the second one inside the Mediterranean area.

****Liriomyza yasumatsui* Sasakawa, 1972**

Material examined. Neo Petritsi Village, Sultanitsa Site [26], 2 ♂♂, 9.–15.v.2005, 1 ♂, 16.–22.v.2005, 2 ♂♂, 6.–12.vi.2005.

Note. The species was originally described from Taiwan and later recorded from China, Japan, North and South Korea, and Uzbekistan. Likewise, it is listed in Europe from the Czech Republic (ČERNÝ et al. 2006), Switzerland (ČERNÝ & MERZ 2005) and France (ČERNÝ & MERZ 2007).

****Metopomyza scutellata* (Fallén, 1823)**

Material examined. Kerkini Village, Café Elodia Site [7], 1 ♂, 7.–13.iv.2008; Kerkini Village, Pumping Station Site [11], 1 ♂, 2.–8.v.2007, 1 ♂, 11.–17.vii.2007; Neo Petritsi Village, Midway Site [22], 2 ♂♂, 12.–18.v.2008; 2 ♂♂, 9.–15.vi.2008, 1 ♀, 1.–7.ix.2008; Neo Petritsi Village, Petritsi Stream Site [23], 1 ♀, 21.–27.iv.2008.

***Napomyza bellidis* Griffiths, 1967**

Material examined. Kerkini Village, Pumping Station Site [11], 1 ♂, 6.–12.vi.2007; Lithotopos Village, Ecotourism Site [13], 1 ♂, 30.v.–5.vi.2006; Neo Petritsi Village, Sultanitsa Site [26], 5 ♂♂, 25.v.–1.vi.2008, 2 ♂♂, 16.–22.vi.2008; Vironia Village, Kerkini Mts. Site (Beles) [36], 1 ♂, 25.iv.–1.v.2005.

***Napomyza cichorii* Spencer, 1966**

Material examined. Lithotopos Village, Ecotourism Site [13], 1 ♂, 30.v.–5.vi.2006; Neo Petritsi Village, Midway Site [22], 2 ♂♂, 12.–18.v.2008; Neo Petritsi Village, Strymon Floodplain [25], 3 ♂♂, 15.iii.2010; Neo Petritsi Village, Sultanitsa Site [26], 2 ♂♂, 19.–25.v.2008, 2 ♂♂ 1 ♀, 25.v.–1.vi.2008, 1 ♂, 2.–8.vi.2008; Promahonas Village, Mezias 4 Site [31], 1 ♂, 5.iv.2010; Promahonas Village, Roupel's Gorge Site [33], 1 ♂, 2.iv.2010; Vironia Village, Strymon Marches Site [39], 7 ♂♂, 19.iii.2010.

***Napomyza lateralis* (Fallén, 1823)**

Material examined. Neo Petritsi Village, Sultanitsa Site [26], 1 ♂, 9.–15.vi.2008; Vironia Village, Strymon Marches Site [39], 1 ♂, 19.iii.2010.

***Napomyza merita* Zlobin, 1993**

Material examined. Neo Petritsi Village, Midway Site [22], 3 ♂♂, 12.–18.v.2008, 1 ♂, 19.–25.v.2008, 1 ♂, 26.v.–1.vi.2008, 1 ♂, 23.–29.vi.2008; Neo Petritsi Village, Sultanitsa Site [26], 2 ♂♂, 28.iv.–4.v.2008, 2 ♂♂, 25.v.–1.vi.2008, 1 ♂, 16.–22.vi.2008, 1 ♂, 23.–29.vi.2008, 1 ♂, 28.vii.–3.viii.2008; Vironia Village, Kerkiní Mts. Site (Beles) [36], 2 ♂♂, 11.–17.iv.2005, 1 ♂ 1 ♀, 6.–12.vi.2005.

Note. ZLOBIN (2001a) recorded *Napomyza merita* firstly from Greece and the occurrence of this is confirmed here.

***Napomyza scrophulariae* Spencer, 1966**

Material examined. Kerkiní Village, Krousia Mts. Site [9], 1 ♂, 6.–12.vii.2007; Neo Petritsi Village, Midway Site [22], 1 ♂, 16.–22.vi.2008; Neo Petritsi Village, Sultanitsa Site [26], 1 ♂, 9.–15.vi.2008; Vironia Village, Kerkiní Mts. Site (Beles) [36], 3 ♂♂, 4.–10.iv.2005.

****Phytobia cerasiferae* (Kangas, 1955)**

Material examined. Vironia Village, Kerkiní Mts. Site (Beles) [36], 2 ♂♂, 30.v.–5.vi.2005, 7 ♂♂ 1 ♀, 6.–12.vi.2005.

****Phytobia mallochi* (Hendel, 1924)**

Material examined. Neo Petritsi Village, Farfara Site [18], 6 ♂♂ 1 ♀, 9.–15.vi.2008, 4 ♂♂, 16.–22.vi.2008; Vironia Village, Kerkiní Mts. Site (Beles) [36], 1 ♂, 6.–12.vi.2005.

***Phytoliriomyza arctica* (Lundbeck, 1901)**

Material examined. Neo Petritsi Village, Midway Site [22], 2 ♂♂, 26.v.–1.vi.2008, 1 ♀, 2.–8.vi.2008; Neo Petritsi Village, Petritsi Stream Site [23], 1 ♂, 6.–12.x.2008; Neo Petritsi Village, Sultanitsa Site [26], 2 ♂♂ 1 ♀, 25.v.–1.vi.2008; Vironia Village, Kerkiní Mts. Site (Beles) [36], 1 ♂, 4.–10.iv.2005, 1 ♂, 11.–17.iv.2005; Vironia Village, Strymon Marches Site [39], 1 ♂, 19.iii.2010.

****Phytoliriomyza immoderata* Spencer, 1963**

Material examined. Neo Petritsi Village, Midway Site [22], 3 ♂♂, 19.–25.v.2008, 1 ♂, 30.vi.–6.vii.2008; Vironia Village, Ramna Site [38], 1 ♂, 14.–20.vii.2008.

****Phytoliriomyza ornata* (Meigen, 1830)**

Material examined. Megalohori Village, Trigono Site [17], 1 ♂, 25.iv.2010.

***Phytoliriomyza pectoralis* Becker, 1908**

Material examined. Vironia Village, Beabies Site [34], 1 ♂, 16.–22.vi.2008.

***Phytoliriomyza perpusilla* (Meigen, 1830)**

Material examined. Kerkini Village, Krousia Mts. Site [9], 1 ♂, 5.–11.ix.2007.

****Phytomyza albiceps* Meigen, 1830**

Material examined. Vironia Village, near Ramna Site [37], 1 ♂, 8.iv.2010.

****Phytomyza albipennis* Fallén, 1823**

Material examined. Promahonas Village, Mezias 3 Site [30], 1 ♂, 14.iii.2010; Promahonas Village, Roupel's Gorge Site [33], 3 ♂♂, 2.iv.2010.

****Phytomyza alyssi* Nowakowski, 1975**

Material examined. Vironia Village, Kerkini Mts. Site (Beles) [36], 5 ♂♂, 25.iv.–1.v.2005.

Note. This species was originally described from Poland (NOWAKOWSKI 1975) and the area around the Kerkini Lake is the second known locality of this species in Europe.

****Phytomyza anemones* Hering, 1925**

Material examined. Neo Petritsi Village, Midway Site [22], 1 ♂, 19.–25.v.2008.

****Phytomyza angelicastris* Hering, 1932**

Material examined. Promahonas Village, Procom Site [32], 1 ♂, 27.vi.–3.vii.2007.

****Phytomyza cecidonomia* Hering, 1937**

Material examined. Neo Petritsi Village, Sultanitsa Site [26], 2 ♂♂, 25.v.–1.vi.2008, 1 ♂, 25.v.–1.vi.2008.

****Phytomyza chaerophylli* Kaltenbach, 1856**

Material examined. Neo Petritsi Village, Sultanitsa Site [26], 1 ♂, 19.–25.v.2008.

****Phytomyza cirsii* Hendel, 1923**

Material examined. Neo Petritsi Village, Sultanitsa Site [26], 1 ♂, 25.v.–1.vi.2008.

***Phytomyza clematidis* Kaltenbach, 1859**

Material examined. Neo Petritsi Village, Midway Site [22], 1 ♂, 2.–8.vi.2008; Vironia Village, Calandra Site [35], 1 ♂, 27.iii.2010.

****Phytomyza clematisella* Spencer, 1986**

Material examined. Kerkini Village, Krousia Mts. Site [9], 1 ♂, 6.–12.vii.2007.

Note. This species was described from the USA (SPENCER & STEYSKAL 1986) and later found only in southern France (ČERNÝ 2009b), the presented record is the second in Europe.

****Phytomyza continua* Hendel, 1920**

Material examined. Kerkini Village, Kerkini Marsh Site [8], 1 ♂ 1 ♀, 4.–10.iv.2007, 1 ♂, 18.–24.iv.2007; Neo Petritsi Village, Farfara Site [18], 2 ♂♂, 12.–18.v.2008, 6 ♂♂, 19.–25.v.2008, 1 ♂ 2 ♀♀, 2.–8.vi.2008, 1 ♀, 23.–29.vi.2008; Neo Petritsi Village, Sultanitsa Site [26], 2 ♀♀, 25.v.–1.vi.2008.

***Phytomyza conyzae* Hendel, 1920**

Material examined. Vironia Village, Ramna Site [38], 1 ♂, 7.–13.vii.2008.

****Phytomyza crassiseta* Zetterstedt, 1860**

Material examined. Kerkini Village, Café Elodia Site [7], 1 ♂ 1 ♀, 14.–20.iv.2008, 1 ♂, 3.–9.iii.2008, 1 ♂, 21.–27.iv.2008; Kerkini Village, Krousia Mts. Site [9], 1 ♂, 30.v.–5.vi.2007, 3 ♂♂, 6.–12.vii.2007; Kerkini Village, Pumping Station Site [11], 1 ♀, 2.–8.v.2007, 1 ♀, 18.–24.vii.2007; Kerkini Village, Timber Yard Site [12], 1 ♀, 23.–29.v.2007; Lithotopos Village, Ecotourism Site [13], 2 ♀♀, 2.–8.v.2006, 1 ♀, 9.–15.v.2006; Neo Petritsi Village, Farfara Site [18], 1 ♂, 16.–22.vi.2008, 1 ♂, 19.–25.v.2008, 1 ♂, 2.–8.vi.2008, 1 ♀, 26.v.–1.vi.2008; Neo Petritsi Village, Midway Site [22], 7 ♂♂ 1 ♀, 12.–18.v.2008, 6 ♂♂, 19.–25.v.2008, 9 ♂♂ 1 ♀, 26.v.–1.vi.2008, 4 ♀♀, 2.–8.vi.2008, 2 ♂♂, 9.–15.vi.2008, 2 ♂♂, 23.–29.vi.2008, 1 ♂, 30.vi.–6.vii.2008; Neo Petritsi Village, Petritsi Stream Site [23], 1 ♂, 16.–22.vi.2008; Neo Petritsi Village, Sultanitsa Site [26], 1 ♂ 1 ♀, 28.iv.–4.v.2008, 1 ♀, 12.–18.v.2008, 1 ♂ 2 ♀♀, 19.–25.v.2008; 2 ♀♀, 25.v.–1.vi.2008, 1 ♂, 9.–15.vi.2008; Promahonas Village, Angistrou Mts. [27], 1 ♀, 3.v.2010; Vironia Village, Kerkini Mts. Site (Beles) [36], 1 ♂, 25.iv.–1.v.2005, 1 ♂, 2.–8.v.2005, 1 ♀, 9.–15.v.2005, 1 ♀, 16.–22.v.2005, 1 ♂, 6.–12.vi.2005; Vironia Village, near Ramna Site [37], 1 ♀, 5.iii.2010.

****Phytomyza dalmatiensis* (Spencer, 1961)**

Material examined. Kerkini Village, Pumping Station Site [11], 1 ♂, 23.–29.v.2007.

Note. The Mediterranean species is described from Croatia (SPENCER 1961), and it is known now from Greece as well.

****Phytomyza fallaciosa* Brischke, 1880**

Material examined. Neo Petritsi Village, Farfara Site [18], 1 ♂, 2.–8.vi.2008; Neo Petritsi Village, Midway Site [22], 1 ♂, 12.–18.v.2008; Neo Petritsi Village, Sultanitsa Site [26], 1 ♂, 12.–18.v.2008, 2 ♂♂, 9.–15.vi.2008, 3 ♂♂, 16.–22.vi.2008, 4 ♂♂, 23.–29.vi.2008.

****Phytomyza ferulae* Hering, 1927**

Material examined. Kerkini Village, Kerkini Marsh Site [8], 1 ♂ 1 ♀, 13.–20.iii.2007, 2 ♂♂ 1 ♀, 28.iii.–3.iv.2007; Lithotopos Village, Ecotourism Site [13], 1 ♂, 4.–10.iv.2005; Lithotopos Village, Kerkini Lake [14], 2 ♂♂ 1 ♀, 28.iii.–3.iv.2005, 1 ♂ 1 ♀, 11.–17.iv.2005; Vironia Village, Kerkini Mts. Site (Beles) [36], 5 ♂♂ 2 ♀♀, 4.–10.iv.2005, 2 ♂♂, 25.iv.–1.v.2005, 2 ♂♂ 1 ♀, 2.–8.v.2005, 8 ♂♂ 3 ♀♀, 11.–17.iv.2005; Vironia Village, Ramna Site [38], 1 ♂, 7.–13.iv.2007.

****Phytomyza flavicornis* Fallén, 1823**

Material examined. Vironia Village, Kerkini Mts. Site (Beles) [36], 5 ♂♂ 8 ♀♀, 4.–10.iv.2005.

***Phytomyza gymnostoma* Loew, 1858**

Material examined. Neo Petritsi Village, Petritsi Stream Site [23], 1 ♀, 14.–20.iv.2008.

****Phytomyza hendeli* Hering, 1923**

Material examined. Kerkini Village, Krousia Mts. Site [9], 1 ♂, 11.–17.vii.2007; Lithotopos Village, Ecotourism Site [13], 1 ♂, 13.–19.vi.2006; Lithotopos Village, Kerkini Lake [14], 1 ♂, 25.iv.–1.v.2005.

****Phytomyza kugleri* Spencer, 1974**

Material examined. Neo Petritsi Village, Sultanitsa Site [26], 1 ♂, 8.–14.ix.2008.

Note. SPENCER (1974) described this species from Israel and the aforementioned record represents the first one in Europe.

****Phytomyza medicaginis* Hering, 1925**

Material examined. Neo Petritsi Village, Kerkini Mts., Bunker Hill, Bunker Hill [21], 2 ♂♂, 17.–18.vi.2008; Neo Petritsi Village, Midway Site [22], 1 ♂, 26.v.–1.vi.2008, 1 ♂, 16.–22.vi.2008; Vironia Village, Ramna Site [38], 1 ♂, 12.–18.v.2008.

****Phytomyza obscura* Hendel, 1920**

Material examined. Vironia Village, Ramna Site [38], 1 ♂, 7.–13.vii.2008.

****Phytomyza orobanchia* Kaltenbach, 1864**

Material examined. Neo Petritsi Village, Midway Site [22], 1 ♂, 16.–22.vi.2008.

****Phytomyza pastinacae* Hendel, 1923**

Material examined. Kerkini Village, Café Elodia Site [7], 1 ♂, 10.–16.iii.2008.

***Phytomyza petoei* Hering, 1924**

Material examined. Neo Petritsi Village, Sultanitsa Site [26], 1 ♂, 16.–22.vi.2008, 1 ♂, 27.x.–2.xi.2008.

***Phytomyza plantaginis* Robineau-Desvoidy, 1851**

Material examined. Lithotopos Village, Ecotourism Site [13], 1 ♂, 30.v.–5.vi.2006; Neo Petritsi Village, Midway Site [22], 3 ♂♂, 19.–25.v.2008, 2 ♂♂, 16.–22.vi.2008, 1 ♂, 23.–29.vi.2008.

****Phytomyza pubicornis* Hendel, 1920**

Material examined. Promahonas Village, Procom Site [32], 1 ♂, 17.–23.iii.2008.

****Phytomyza pullula* Zetterstedt, 1848**

Material examined. Neo Petritsi Village, Midway Site [22], 1 ♀, 2.–8.vi.2008; Neo Petritsi Village, Sultanitsa Site [26], 1 ♂, 25.v.–1.vi.2008.

***Phytomyza ranunculi* (Schrank, 1803)**

Material examined. Kerkini Village, Timber Yard Site [12], 1 ♂, 23.–29.v.2007; Lithotopos Village, Ecotourism Site [13], 1 ♀, 30.v.–5.vi.2006; Megalohori Village, Megal March [16], 1 ♀, 27.x.2008; Neo Petritsi Village, Helicopter site [19], 1 ♀, 9.–15.vi.2008; Neo Petritsi Village, Sultanitsa Site [26], 5 ♂♂, 28.iv.–4.v.2008, 1 ♂ 2 ♀♀, 5.–11.v.2008, 3 ♂♂, 12.–18.v.2008, 5 ♂♂ 6 ♀♀, 19.–25.v.2008, 7 ♂♂ 6 ♀♀, 25.v.–1.vi.2008, 1 ♂ 2 ♀♀, 2.–8.vi.2008, 1 ♂, 9.–15.vi.2008, 2 ♂♂ 1 ♀, 16.–22.vi.2008, 3 ♂♂ 9 ♀♀, 30.vi.–6.vii.2008, 2 ♂♂ 1 ♀, 7.–13.vii.2008, 5 ♂♂ 6 ♀♀, 14.–21.vii.2008, 2 ♀♀, 21.–27.vii.2008, 2 ♂♂ 1 ♀, 1.–7.ix.2008; Vironia Village, Beabies Site [34], 1 ♂, 16.–22.vi.2008; Vironia Village, Ramna Site [38], 1 ♀, 31.iii.–6.iv.2008, 1 ♂, 7.–13.iv.2007, 1 ♂, 30.iv.–4.v.2008.

****Phytomyza spinaciae* Hendel, 1935**

Material examined. Lithotopos Village, Ecotourism Site [13], 1 ♂, 9.–15.v.2006.

****Phytomyza tetrasticha* Hendel, 1927**

Material examined. Kerkini Village, Pumping Station Site [11], 1 ♂, 2.–8.v.2007.

****Phytomyza vitalbae* Kaltenbach, 1872**

Material examined. Ano Poroia Village, Kerkini Mts. [1], 1 ♂, 24.iv.2008; Kerkini Village, Café Elodia Site [7], 2 ♀♀, 3.–9.iii.2008; Kerkini Village, Krousia Mts. Site [9], 2 ♀♀, 1.–7.viii.2007, 2 ♂♂, 5.–11.ix.2007; Neo Petritsi Village, Farfara Site [18], 1 ♀, 7.–13.vii.2008; Neo Petritsi Village, Midway Site [22], 1 ♂, 8.–14.ix.2008; Neo Petritsi Village, Sultanitsa Site [26], 1 ♂, 5.–11.v.2008, 1 ♂, 21.–27.vii.2008; Vironia Village, Beabies Site [34], 1 ♂, 23.–29.vi.2008, 1 ♂ 1 ♀, 21.–27.vii.2008; Vironia Village, Kerkini Mts. Site (Beles) [36], 1 ♂, 11.–17.iv.2005; Vironia Village, Ramna Site [38], 3 ♂♂ 3 ♀♀, 1.–7.ix.2008, 1 ♂, 8.–14.ix.2008.

***Pseudonapomyza atra* (Meigen, 1830)**

Material examined. Kerkini Village, Krousia Mts. Site [9], 1 ♂, 31.iii.–6.iv.2008, 1 ♂, 30.v.–5.vi.2007, 1 ♂, 20.–26.vii.2007, 2 ♂♂ 1 ♀, 5.–11.ix.2007; Lithotopos Village, Ecotourism Site [13], 1 ♀, 6.–12.vi.2006; Lithotopos Village, Kerkini Lake [14], 2 ♀♀, 25.iv.–1.v.2005, 1 ♀, 9.–15.v.2005, 1 ♂ 1 ♀, 16.–22.v.2005, 1 ♀, 13.–19.vi.2005; Neo Petritsi Village, Midway Site [22], 1 ♀, 26.v.–1.vi.2008, 1 ♂, 9.–15.vi.2008.

****Pseudonapomyza europaea* Spencer, 1973**

Material examined. Kerkini Village, Krousia Mts. Site [9], 1 ♂, 12.–18.ix.2007; Lithotopos Village, Kerkini Lake [14], 2 ♂♂, 25.iv.–1.v.2005, 1 ♂, 13.–19.vi.2005, 2 ♂♂ 1 ♀, 20.–26.vi.2005; Neo Petritsi Village, Midway Site [22], 1 ♂, 1.–7.ix.2008.

****Pseudonapomyza siciformis* Zlobin, 2003**

Material examined. Kerkini Village, Krousia Mts. Site [9], 1 ♂, 30.v.–5.vi.2007; Kerkini Village, Pumping Station Site [11], 1 ♂, 18.–24.vii.2007; Lithotopos Village, Ecotourism Site [13], 1 ♂, 20.–26.vi.2006; Lithotopos Village, Kerkini Lake [14], 1 ♂, 13.–19.vi.2005.

****Pseudonapomyza strobliana* Spencer, 1973**

Material examined. Ano Poroia Village, Kerkini Mts., Base Camp site [2], 1 ♂, 25.–31.vii.2007; Lithotopos Village, Ecotourism Site [13], 1 ♀, 4.–10.vii.2007; Neo Petritsi Village, Midway Site [22], 2 ♂♂, 23.–29.vi.2008, 2 ♂♂, 30.vi.–6.vii.2008; Vironia Village, Kerkini Mts. Site (Beles) [36], 1 ♂, 2.–8.v.2005; Vironia Village, Ramna Site [38], 2 ♂♂, 14.–20.vii.2008.

***Pseudonapomyza vota* Spencer, 1973**

Material examined. Kerkini Village, Krousia Mts. Site [9], 1 ♂, 11.–17.vii.2007.

****Ptochomyza asparagivora* Spencer, 1964**

Material examined. Kerkini Village, Kerkini Marsh Site [8], 7 ♂♂ 5 ♀♀, 25.iv.–1.v.2005, 3 ♂♂ 4 ♀♀, 18.–24.iv.2007; Kerkini Village, Pumping Station Site [11], 1 ♂ 1 ♀, 2.–8.v.2007; Lithotopos Village, Ecotourism Site [13], 15 ♂♂ 25 ♀♀, 11.–17.iv.2005; 43 ♂♂ 39 ♀♀, 2.–8.v.2006, 52 ♂♂ 36 ♀♀, 9.–15.v.2006, 25 ♂♂ 29 ♀♀, 16.–22.v.2006, 1 ♂ 1 ♀, 23.–29.v.2006, 1 ♀, 30.v.–5.vi.2006; Lithotopos Village, Kerkini Lake [14], 1 ♀, 11.–17.iv.2005, 7 ♂♂ 7 ♀♀, 25.iv.–1.v.2005, 9 ♂♂ 9 ♀♀, 2.–8.v.2005, 9 ♂♂ 4 ♀♀, 9.–15.v.2005, 2 ♂♂, 20.–26.vi.2005; Neo Petritsi Village, Midway Site [22], 1 ♀, 12.–18.v.2008, 2 ♂♂ 1 ♀, 19.–25.v.2008; Neo Petritsi Village, Petritsi Stream Site [23], 3 ♂♂ 4 ♀♀, 21.–27.iv.2008, 7 ♀♀, 12.–18.v.2008; Promahonas Village, Procom Site [32], 1 ♂, 21.–27.iv.2008; Vironia Village, Kerkini Mts. Site (Beles) [36], 1 ♀, 2.–8.v.2005, 2 ♂♂, 9.–15.v.2005; Vironia Village, Ramna Site [38], 1 ♂ 1 ♀, 21.–27.iv.2008, 1 ♀, 30.iv.–4.v.2008, 1 ♀, 26.v.–1.vi.2008.

Discussion

Altogether 176 species of Agromyzidae including eight species new to the science (*Agromyza elladanensis* sp. nov., *Agromyza macedonica* sp. nov., *Melanagromyza kerkinica* sp. nov., *Ophiomyia krousianica* sp. nov., *O. sigmoidea* sp. nov., *O. tschirnhausi* sp. nov., *Amauromyza (Amauromyza) rameli* sp. nov. and *Phytobia graeca* sp. nov.) were found in the vicinity of the Kerkini Lake and adjoining submontane and montane areas of the Kerkini and Krousia Mts. This number represents 84.21 % of agromyzid species occurring in Greece and 19.25 % of species known from Europe. With the above 127 new records and 8 new species the list of Agromyzidae from Greece is increased to reach 209 species. In distribution, the majority of species recorded are Palaearctic (64 species, 36.36 %), followed by West Palaearctic (31 species, 17.61 %), Holarctic (30 species, 17.05 %), European (23 species, 13.04 %), temperate and south European (13 species, 7.39 %), south European (11 species, 6.25 %, including eight new species). *Agromyza bicaudata*, *A. erythrocephala*, *Cerodontha (B.) eucaricis*, *Chromatomyia isicae*, *Liriomyza dracunculi*, *L. hampsteadensis*, *L. yasumatsui*, *Melanagromyza sativae*, *M. zlobini*, *Phytoliriomyza ornata*, *Phytomyza alyssi*, *P. cecidonomia*, *P. clematisella*, *P. kugleri*, *Pseudonapomyza siciformis* are recorded from south Europe for the first time. *Ptochomyza asparagivora* was apparently the most abundant species of which were found 361 specimens in 9 localities. *Phytomyza crassisetata* was the most frequently collected species in the study area (12 localities), followed by *Cerodontha (C.) denticornis* (11 localities) and *Ophiomyia beckeri*, *O. pinguis*, *Phytomyza vitalbae*, *Ptochomyza asparagivora* with 9 records. On the other hand, 85 species were collected at only one locality. The highest number of Agromyzidae was found in Neo Petritsi Village, Sultanitsa Site [26] with 55 species, followed by Vironia Village, Kerkini Mts. Site (Beles) [36] with 49 species as well as Kerkini Village, Krousia Mts. Site [9] with 40 species and Neo Petritsi Village, Midway Site [22] with 35 species. A single agromyzid species was collected at 13 localities.

The Greek fauna of agromyzids is only insufficiently investigated and thus also relevant literary sources on the distribution of individual species are comparatively rare. Several scattered data include only a few records documenting their occurrence in Greece (ANAGNOU-

VERONIKI et al. 2004; BRULLÉ 1832a,b; ČERNÝ & MERZ 2006; HENDEL 1920, 1931–1936; PAPP 1984; SPENCER 1966, 1973; SOULIOTIS et al. 1998; SOULIOTIS & SÜSS 2004; VON TSCHIRNHAUS 1991; ZLOBIN 2001a, 2003). This study includes new data on the fauna of mining flies from the Agromyzidae occurring in Greece and introduces 136 additional species and further interesting records of the known species. The list of Agromyzidae from Greece presented here cannot be regarded by far as being final and further additions will certainly be published in the coming years.

Acknowledgements

My sincerest thanks are due to Gordon Ramel (Kerkini, Greece) who generously provided the material for this study as well as information concerning localities, and to Rudolf Rozkošný (Masaryk University, Brno, Czech Republic) and Jan Ježek (NMPC) for valuable comments on the manuscript.

References

- ANAGNOU-VERONIKI M., KONTODIMAS D. C., CHADOU T. & TZORTZOPOULOS C. 2004: First record in Greece of the asparagus insect pest *Hexomyza simplex* (Loew): Diptera, Agromyzidae. *Annals of the Benaki Phytopathological Institute* **20**: 52–56.
- BRULLÉ A. 1832a: *Expédition scientifique de Morée. III, 1.re Partie. Zoologie. Deuxieme Section. Des animaux articulés*. Paris, 400 + 4 pp.
- BRULLÉ A. 1832b: IV^e Classe. Insectes. In: *Expédition scientifique de Morée. Section des Sciences Physiques* **3** (2): 64–395.
- ČERNÝ M. 2007: New faunistic records of Agromyzidae Fallén (Diptera) from Andorra including description of three new species. *Boletín de la Sociedad Entomológica Aragonesa* **41**: 43–51.
- ČERNÝ M. 2009a: Vrtalkovítí (Diptera: Agromyzidae) Jizerských hor a Frýdlantska. (Agromyzidae (Diptera) of the Jizerské hory Mts. and Frýdlant region (Northern Bohemia, Czech Republic)). *Sborník Severočeského Muzea, Přírodní Vědy* **27**: 115–140 (in Czech, English summary).
- ČERNÝ M. 2009b: New faunistic data on the Agromyzidae (Diptera) from the West Palaearctic Region. *Klapalekiana* **45**: 9–21.
- ČERNÝ M., BARTÁK M. & KUBÍK Š. 2006: Agromyzidae. Pp. 285–300. In: BARTÁK M. & KUBÍK Š. (eds): *Diptera of Podyjí National Park and its environs*. Česká zemědělská univerzita v Praze, Praha, (2005) 432 pp.
- ČERNÝ M. & MERZ B. 2005: New records of Agromyzidae (Diptera) from Switzerland. *Mitteilungen der Schweizerischen Entomologischen Gesellschaft* **78**: 337–348.
- ČERNÝ M. & MERZ B. 2006: New records of Agromyzidae (Diptera) from Palaearctic Region. *Mitteilungen der Schweizerischen Entomologischen Gesellschaft* **79**: 77–106.
- ČERNÝ M. & MERZ B. 2007: New records of Agromyzidae (Diptera) from the West Palaearctic Region, with an updated checklist for Switzerland. *Mitteilungen der Schweizerischen Entomologischen Gesellschaft* **80**: 107–121.
- GRIFFITHS G. C. D. 1963: A revision of the Palaearctic species of the nigripes group of the genus *Agromyza* Fallén. *Tijdschrift voor Entomologie* **106**: 113–168.
- HENDEL F. 1920: Die paläarktischen Agromyziden (Dipt.) (Prodromus einer Monographie). *Archiv für Naturgeschichte* **84A(7)** (1918): 109–174.
- HENDEL F. 1931–1936: 59. Agromyzidae. In: LINDNER E. (ed.): *Die Fliegen der Palaearktischen Region, Volume VI, 2. E*. Schweizerbart'sche Verlagsbuchhandlung, Stuttgart, XII + 570 pp, pls. I–XVI.
- MARTINEZ M. 2010: Fauna Europaea: Agromyzidae. In: PAPE T. (ed.): *Fauna Europaea: Diptera, Flies*. Fauna Europaea version 2.3. <http://www.faunaeur.org>. (accessed on 23 December 2010).
- NOWAKOWSKI T. J. 1975: Drei neue Arten von Agromyzidae (Diptera) aus dem Pieninen-Nationalpark. *Annales Zoologici* (Warszawa) **32** (18): 407–429.

- PAPP L. 1984: Family Agromyzidae. Pp. 263–343. In: SOÓS Á. & PAPP L. (eds.): *Catalogue of Palaearctic Diptera, Volume 9*. Akademiai Kiado, Budapest, 460 pp.
- PAPP L. & DARVAS B. 2000: *Contributions to a Manual of Palaearctic Diptera (with special reference to flies of economic importance). Volume 1. General and Applied Dipterology*. Science Herald, Budapest, 978 pp.
- RODITAKIS N. E. 1994–1998: First Record of the South American Leafminer *Liriomyza huidobrensis* (Blanchard) (Diptera: Agromyzidae) in Greece. *Entomologia Hellenica* **12**: 81–83.
- SASAKAWA M. 1972: Formosan Agromyzidae (Diptera). *Scientific Reports of the Kyoto Prefectural University Agriculture* **24**: 43–82.
- SASAKAWA M. 2007: Agromyidae (Diptera) of Nepal. Part. 3. *Scientific Reports of Kyoto Prefectural University, Human Environment and Agriculture* **59**: 35–42.
- SIMOGLUO K. B., RODITAKIS E., MARTINEZ M. & RODITAKIS N. E. 2008: First record of *Phytomyza gymnostoma* Loew (Diptera: Agromyzidae) a leaf mining pest of leeks in Greece. *EPPA Bulletin* **38**: 507–509.
- SOULIOTIS C., GROSOMANIDI P. & SÜSSL L. 1998: Contribution to the knowledge of Agromyzidae (Diptera) in the cultivated vegetables of Greece. *Bollettino di Zoologia Agraria e di Bachicoltura, Serie II* **30**: 117–123.
- SOULIOTIS C. & SÜSSL L. 2004: Agromyzidae of Greece. *Bollettino di Zoologia Agraria e di Bachicoltura Serie II* **36**: 229–239.
- SPENCER K. A. 1960: Seven new species of Agromyzidae from Spain, together with other new and interesting records (Diptera). *EOS, Revista Española de Entomología* **34**(3): 375–386.
- SPENCER K. A. 1961: Some Interesting Agromyzidae from Yugoslavia, including the description of two new species. *The Entomologist*: 53–58.
- SPENCER K. A. 1962: Notes on the Oriental Agromyzidae (Diptera) – 1. *Pacific Insects* **4**: 661–680.
- SPENCER K. A. 1966: A revision of European species of the genera *Melanagromyza* Hendel and *Hexomyza* Enderlein, with a supplement on the genus *Ophiomyia* Braschnikov. *Beiträge zur Entomologie* **16**: 3–60.
- SPENCER K. A. 1973: *Agromyzidae (Diptera) of economic importance. Series Entomologica. Vol. 9*. W. Junk, The Hague, 405 pp.
- SPENCER K. A. 1974: Some Agromyzidae (Diptera) from Israel. *Israel Journal of Entomology* **9**: 141–157.
- SPENCER K. A. 1976: *The Agromyzidae (Diptera) of Fennoscandia and Denmark. Fauna Entomologica Scandinavica. Vol. 5*. Scandinavian Science Press Ltd., Klampenborg, Part 1 (pp. 1–304), Part 2 (pp. 305–606).
- SPENCER K. A. 1985: East African Agromyzidae (Diptera): further descriptions, revisionary notes and new records. *Journal of Natural History* **19**: 969–1027.
- SPENCER K. A. & STEYSKAL G. C. 1986: *Manual of the Agromyzidae (Diptera) of the United States*. United States Department of Agriculture, Agriculture Handbook **638**: vi + 478 pp.
- TSCHIRNHAUS M. VON 1991: New results on the ecology, morphology, and systematics of Agromyzidae (Diptera). Pp. 285–313. In: WEISMANN I., ORSZÁGH L. & PONT A. C. (eds.): *Proceedings of the second International Congress of Dipterology held in Bratislava, Czechoslovakia, August 27–September 1, 1990*. Veda, Bratislava & SPB Academic Publishing, the Hague, 368 pp.
- TSCHIRNHAUS M. VON 2007: Acalyprate Fliegen (Diptera: Schizophora, „Acalypratae“) der jungen Düneneinseln Memmert und Mellum unter besonderer Berücksichtigung der Agromyzidae und Chloropidae. Ergebnisse der Untersuchungen von 1984–1986 und 1994. *Drosera* **2007**: 99–136.
- ZLOBIN V. V. 2000: Contribution to the knowledge of *Agromyza* species (Diptera: Agromyzidae) feeding on Leguminosae. I. *International Journal of Dipterological Research* **11**: 37–45.
- ZLOBIN V. V. 2001a: Review of mining flies of the genus *Napomyza* Westwood (Diptera: Agromyzidae). VI. First record of *Napomyza* species from Oriental region. *International Journal of Dipterological Research* **12**: 43–47.
- ZLOBIN V. V. 2001b: Contribution to the knowledge of *Agromyza* species (Diptera: Agromyzidae) feeding on Leguminosae. II. Two new Palaearctic species. *Zoosystematica Rossica* **10**(1): 189–192.
- ZLOBIN V. V. 2003: Review of mining flies of the genus *Liriomyza* Mik (Diptera: Agromyzidae). I. The Palaearctic flaveola-group species. *International Journal of Dipterological Research* **13**: 145–178.
- ZLOBIN V. V. 2007: Review of mining flies of the genus *Phytobia* Lioy (Diptera: Agromyzidae). II. *Belgian Journal of Entomology* **9**: 47–52.