

The rest-frame UV luminosity function of protocluster galaxies at $z \sim 4$ revealed by HSC-SSP

Kei Ito^{1,2,3}, Nobunari Kashikawa³, Jun Toshikawa^{3,4}, Roderik Overzier^{5,6}, Mariko Kubo⁷, Hisakazu Uchiyama¹, Yongming Liang^{1,2}, Masafusa Onoue⁸, Masayuki Tanaka¹, Yutaka Komiyama¹, Chien-Hsiu Lee⁹, Yen-Ting Lin¹⁰, Murilo Marinello¹¹, Crystal L. Martin¹², and Takatoshi Shibuya¹³
 1 NAOJ, 2 SOKENDAI, 3 U.Tokyo, 4 U.Bath, 5 Observatório Nacional, 6 U. São Paulo, 7 Ehime U., 8 MPIA, 9 NOIRLab, 10 Academia Sinica, 11 Laboratório Nacional de Astrofísica, 12 UCSB, 13 Kitami Institute of Technology.



Ito et al. (2020), ApJ, 899, 5 (ADS link: <https://ui.adsabs.harvard.edu/abs/2020ApJ...899...5I/abstract>)

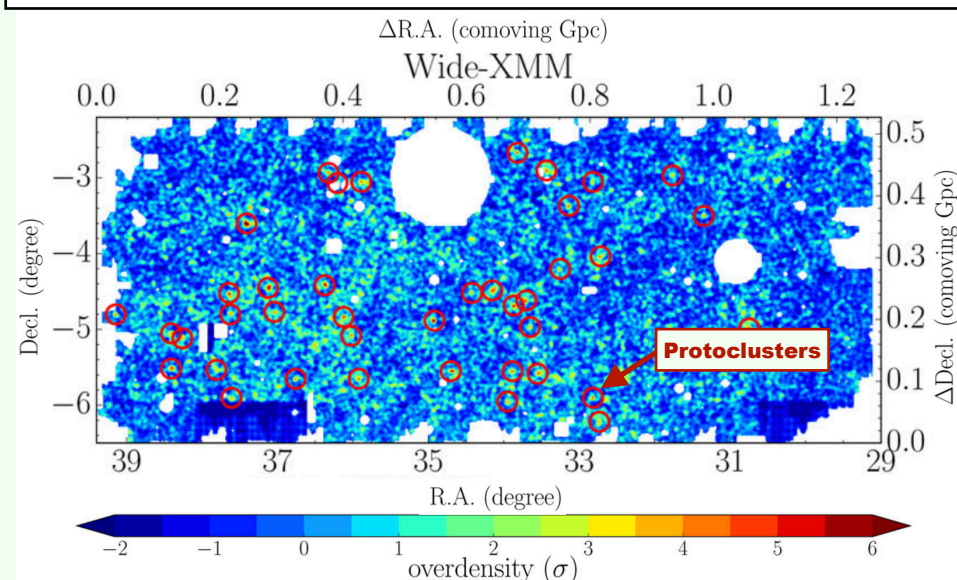
Background

- Enhanced SFR of protocluster galaxies at $z \sim 2$ (e.g. Steidel+05, Koyama+13, Shimakawa+18)
- How about higher redshift?**
→ Difficult to systematically understand (\because small sample size)
- We estimate the UV luminosity function (UVLF) of protocluster galaxy at $z \sim 4$ from Hyper Suprime-Cam Subaru Strategic Program (HSC-SSP)

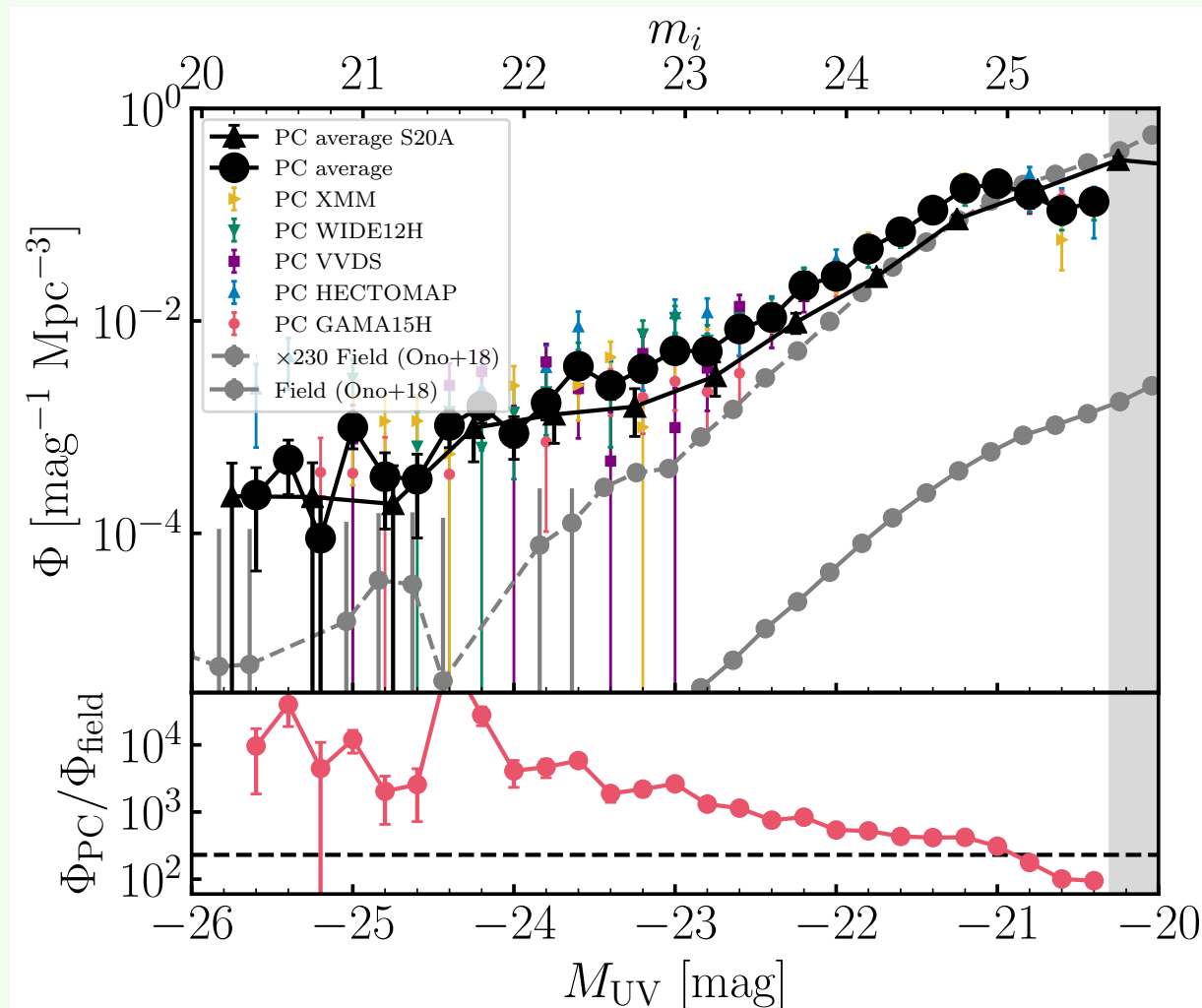
Dataset & Method

- HSC-SSP:** Optical Imaging Survey (grizy) by Subaru Telescope
- $z \sim 4$ Protocluster Survey:** From LBGs' overdensity ($>4\sigma$), 179 protocluster candidates are selected from 121 deg² (S16A, Toshikawa+18)
- Rest-UV luminosity function measurement**
 - Focused galaxies : LBGs within 1.8' (0.75pMpc) from the protocluster center
 - Statistically excluding field contaminants
 - Correcting selection completeness of LBGs

Number density map of LBGs in one HSC-SSP field

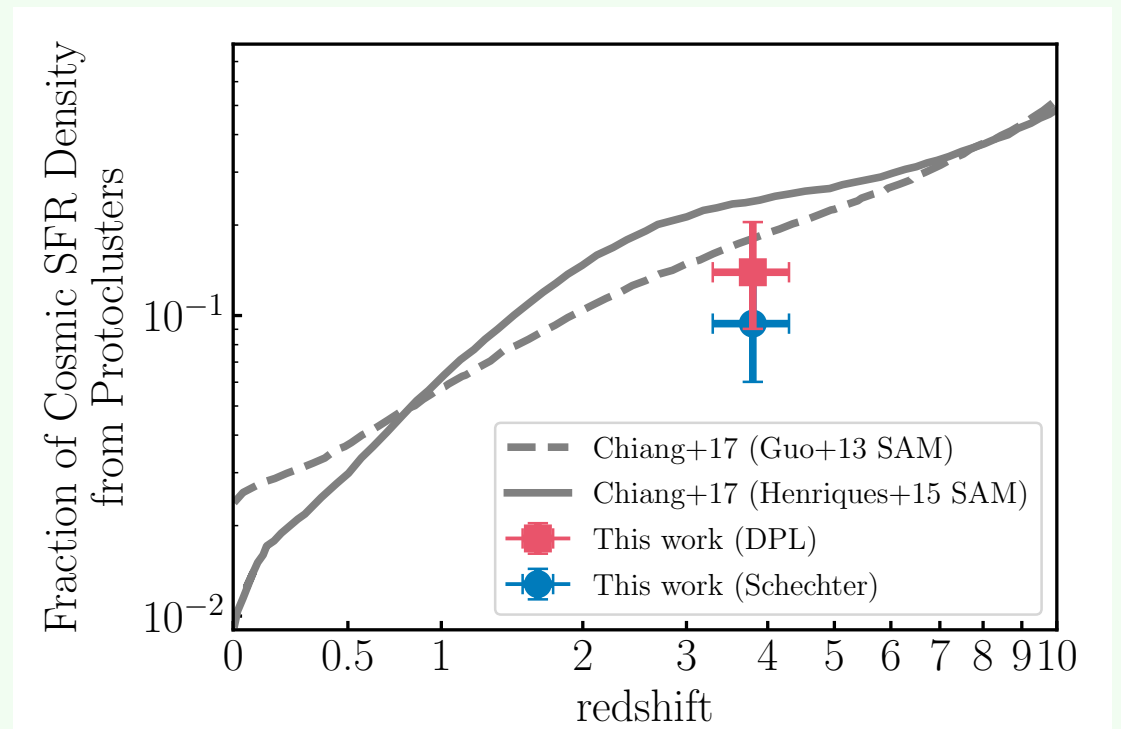


Protocluster Galaxy UVLF (PC UVLF)



- Two Differences between PC UVLF and field UVLF
 - Higher amplitude ($\times \sim 230$, black circles)
 - Flatter shape, excess in the bright-end
- The trend is similar for less massive protoclusters in DEEP field of the latest HSC-SSP data (S20A, preliminary, black triangle).
- Protocluster galaxies tend to be UV brighter than field galaxies.**
→ They have higher SFR than field galaxies.

Star Formation Rate Density



- SFRD of the protocluster region is estimated as $\log_{10} \text{SFRD} / (\text{M}_{\odot} \text{yr}^{-1} \text{Mpc}^{-3}) = 1.61^{+0.33}_{-0.45} (1.71^{+0.26}_{-0.31})$ in the case of best-fit Schechter (Double Power-Law) function.
- Estimating the fraction of the Cosmic SFRD (CSFRD) from protoclusters
 - Correcting “completeness” and “purity” of the sample
 - **6-20% of CSFRD occurred in protoclusters**

Discussion

- Enhanced SFR of protocluster galaxies even at $z \sim 4$
 - Frequent mergers in protoclusters?
 - Increase of the gas supply into protoclusters?

Contact: kei.ito@grad.nao.ac.jp