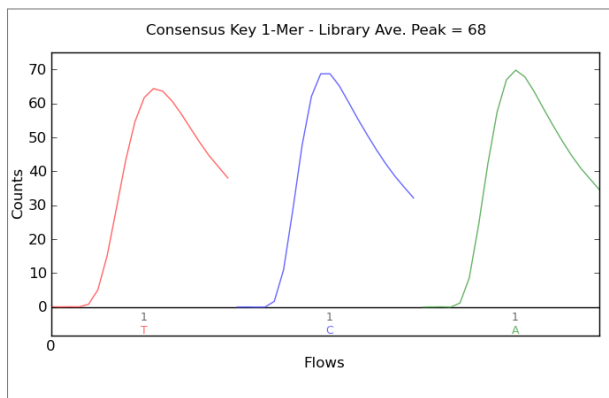
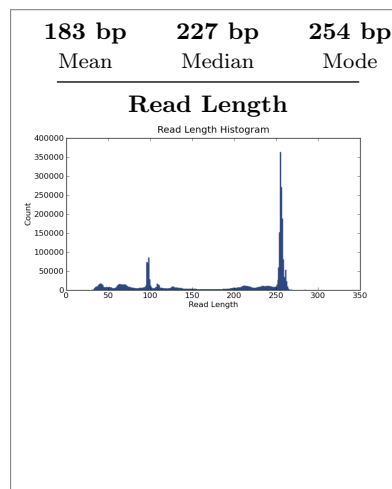

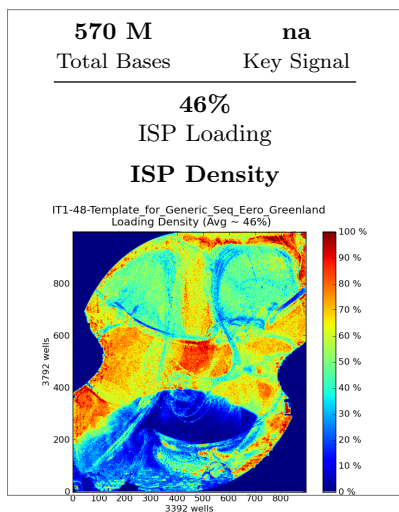


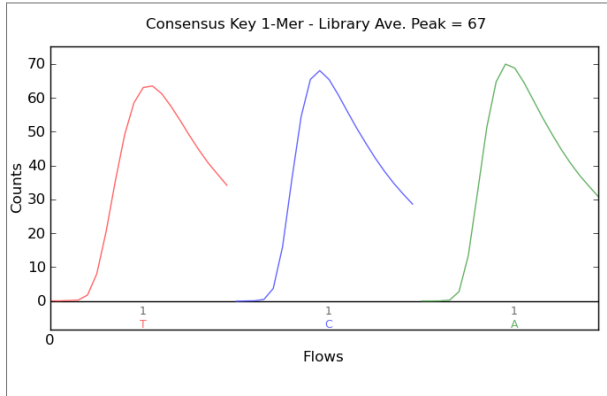
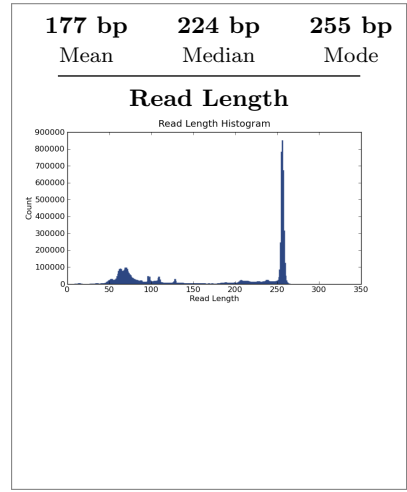

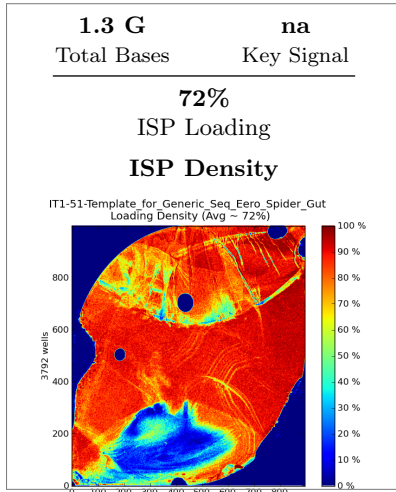
# Run Summary



| Addressable Wells                    | 11,290,925       |              |
|--------------------------------------|------------------|--------------|
| With ISPs                            | 5,171,009        | 45.8%        |
| Live                                 | 5,127,506        | 99.2%        |
| Test Fragment                        | 22,155           | 00.4%        |
| Library                              | 5,105,351        | 99.6%        |
| <b>Library ISPs</b> <b>5,105,351</b> |                  |              |
| Filtered: Polyclonal                 | 1,740,642        | 34.1%        |
| Filtered: Low Quality                | 249,035          | 04.9%        |
| Filtered: Primer Dimer               | 2                | 00.0%        |
| <b>Final Library ISPs</b>            | <b>3,115,672</b> | <b>61.0%</b> |

| Test Fragment | Reads         | Percent 50AQ17 | Read Length Histogram |
|---------------|---------------|----------------|-----------------------|
| <b>TF_A</b>   | <b>20,199</b> | <b>96%</b>     |                       |

# Run Summary



| Addressable Wells                    | <b>11,291,678</b> |              |
|--------------------------------------|-------------------|--------------|
| With ISPs                            | 8,117,929         | 71.9%        |
| Live                                 | 8,095,549         | 99.7%        |
| Test Fragment                        | 15,457            | 00.2%        |
| Library                              | 8,080,092         | 99.8%        |
| <b>Library ISPs</b> <b>8,080,092</b> |                   |              |
| Filtered: Polyclonal                 | 380,223           | 04.7%        |
| Filtered: Low Quality                | 252,771           | 03.1%        |
| Filtered: Primer Dimer               | 519               | 00.0%        |
| <b>Final Library ISPs</b>            | <b>7,446,579</b>  | <b>92.2%</b> |

| Test Fragment | Reads         | Percent 50AQ17 | Read Length Histogram |
|---------------|---------------|----------------|-----------------------|
| <b>TF_A</b>   | <b>13,244</b> | <b>89%</b>     |                       |