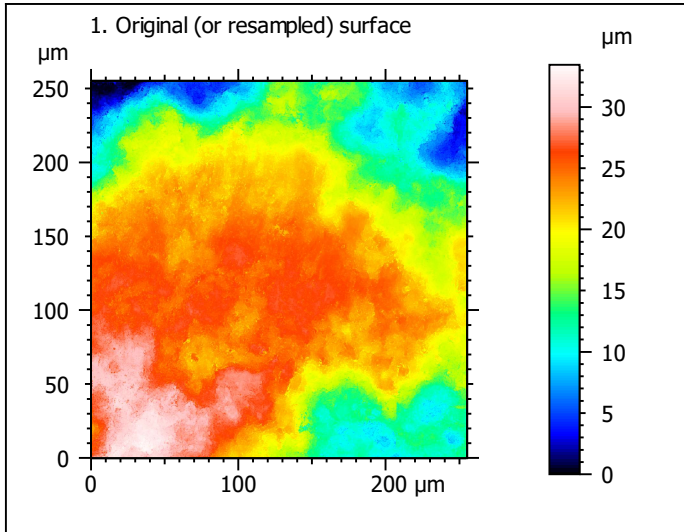



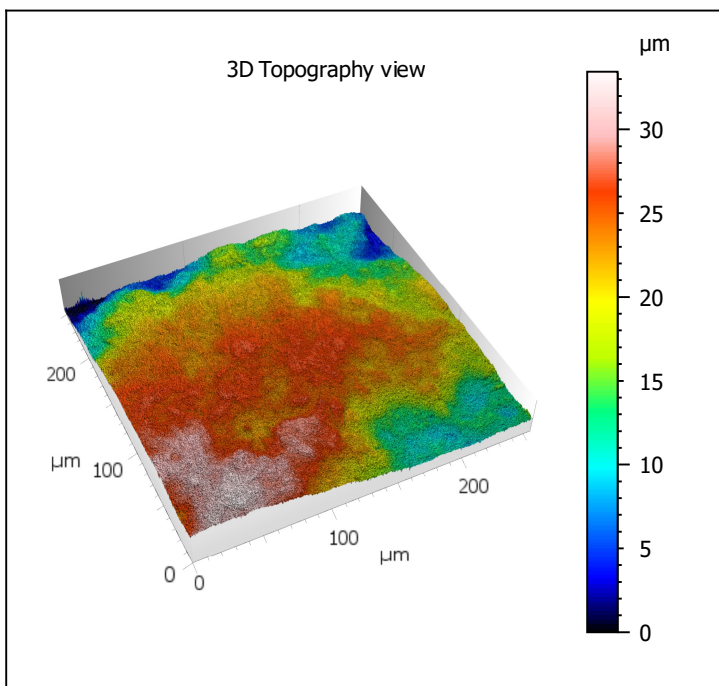
Template - Processing analysis

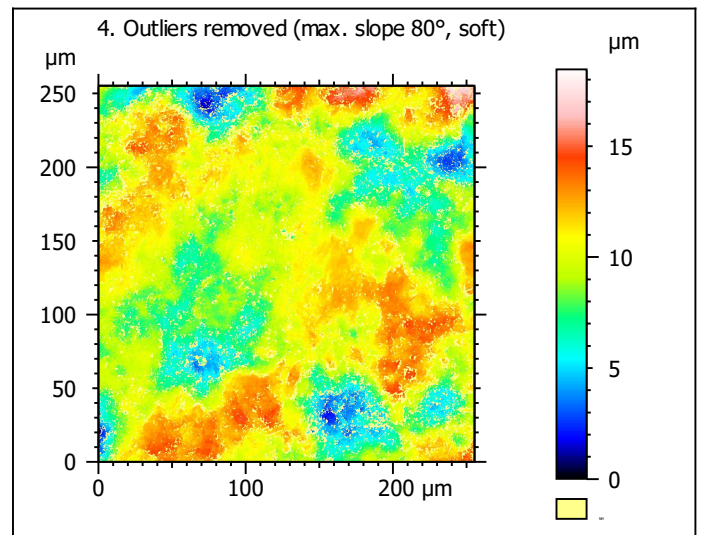
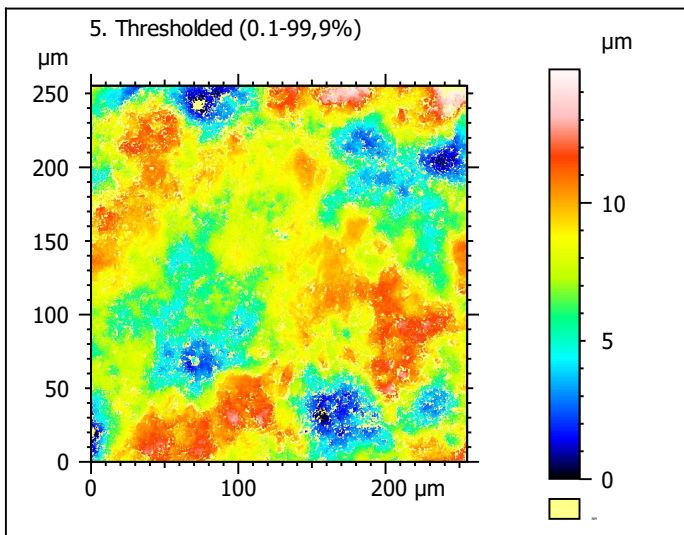
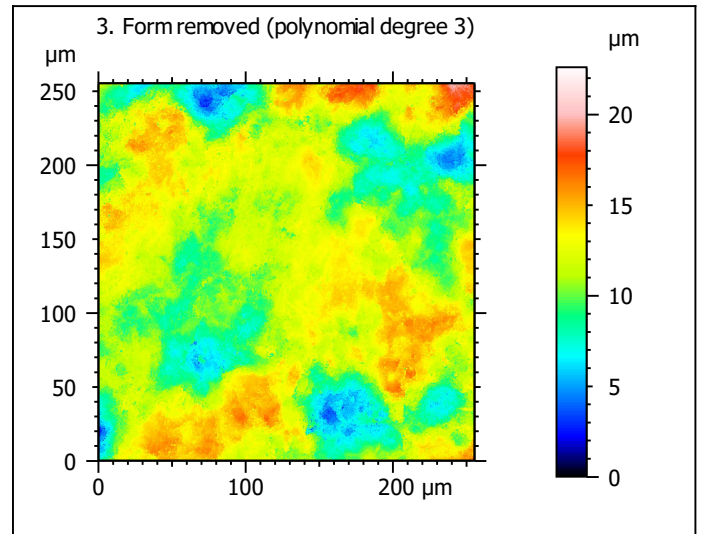
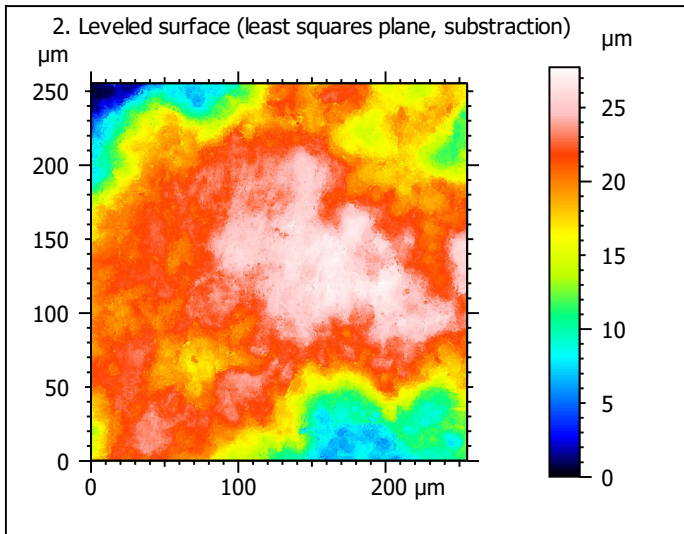
Template to process all surfaces acquired with the Zeiss LSM 800 with the 50x/0.75 objective.

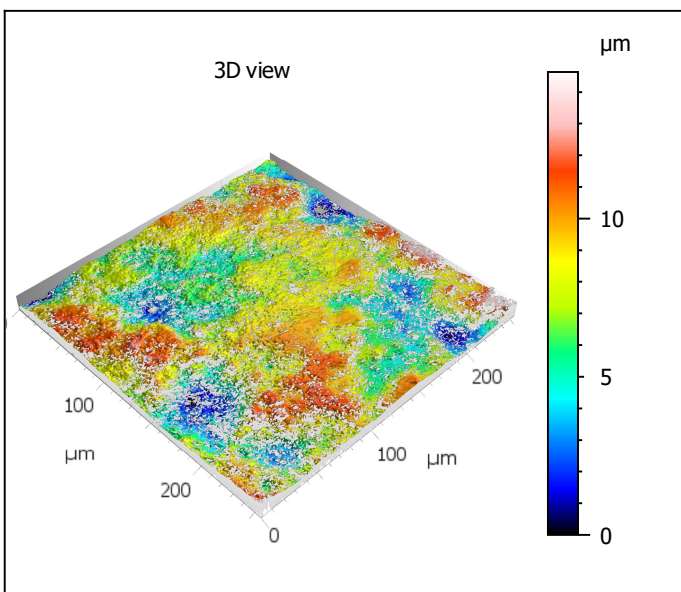
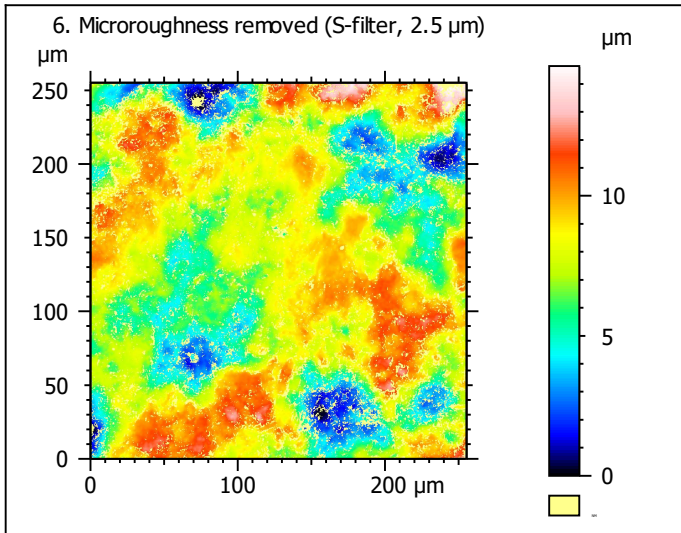
Processing



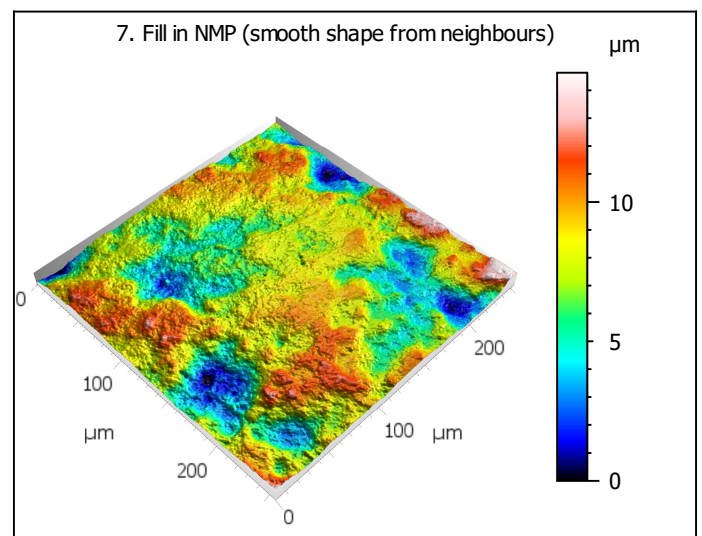
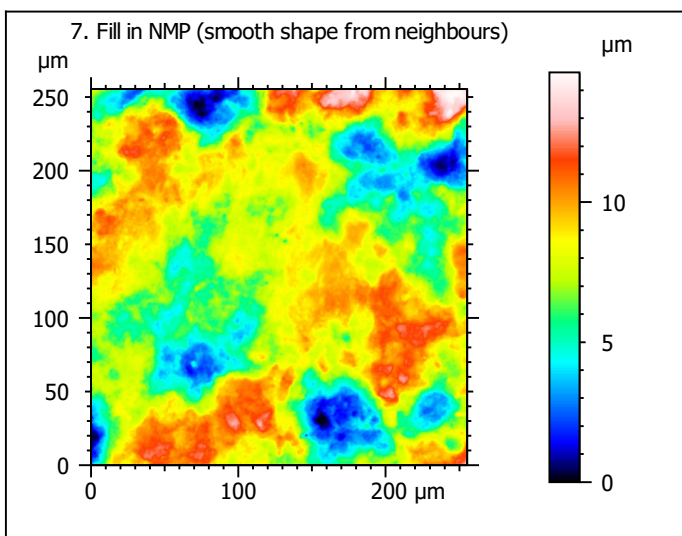
Identity card			
Name:	lime6-7_lsm_50x-0.75_...10_1000rot_surf3_Topo		
Created on:	9/10/2020 4:09:38 PM		
Studiabile type:	Surface		
Axis:	X		
Length:	255.3	µm	
Size:	1024	points	
Spacing:	0.2496	µm	
Axis:	Y		
Length:	255.3	µm	
Size:	1024	points	
Spacing:	0.2496	µm	
Axis:	Z		
Layer type:	Topography		
Length:	33.46	µm	
Size:	65532	digits	
Spacing:	0.5106	nm	
NM-points ratio:	0.000 % (0 Pts)		







Identity card			
Name:	lime6-7_lsm_50x-0.75...filtered (As 2.500 μm)		
File path:	D:\Dropbox\jmmarreir...00rot_surf3_Topo.sur		
Created on:	9/10/2020 4:09:38 PM		
Studiabile type:	Surface		
Axis:	X		
Length:	255.3	μm	
Size:	1024	points	
Spacing:	0.2496	μm	
Offset:	0.000	μm	
Axis:	Y		
Length:	255.3	μm	
Size:	1024	points	
Spacing:	0.2496	μm	
Offset:	-255.3	μm	
Axis:	Z		
Layer type:	Topography		
Length:	14.63	μm	
Min:	-7.412	μm	
Max:	7.220	μm	
Size:	286602	digits	
Spacing:	0.05106	nm	
NM-points ratio:	27.62 % (289573 Pts)		

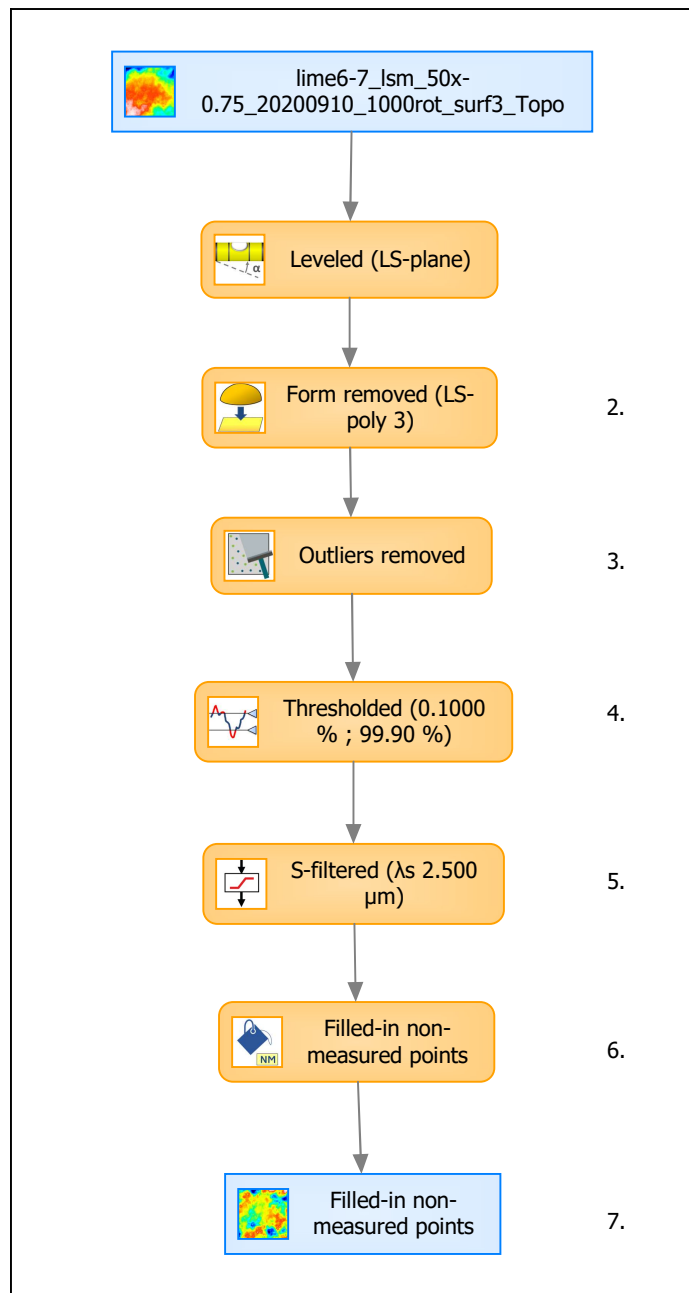


Identity card			
Name:	lime6-7_lsm_50x-0.75_...in non-measured points		
Created on:	9/10/2020 4:09:38 PM		
Studiable type:	Surface		
Axis:	X		
Length:	255.3	μm	
Size:	1024	points	
Spacing:	0.2496	μm	
Axis:	Y		
Length:	255.3	μm	
Size:	1024	points	
Spacing:	0.2496	μm	
Axis:	Z		
Layer type:	Topography		
Length:	14.63	μm	
Size:	286602	digits	
Spacing:	0.05106	nm	
NM-points ratio:	0.000 % (0 Pts)		

Analyses

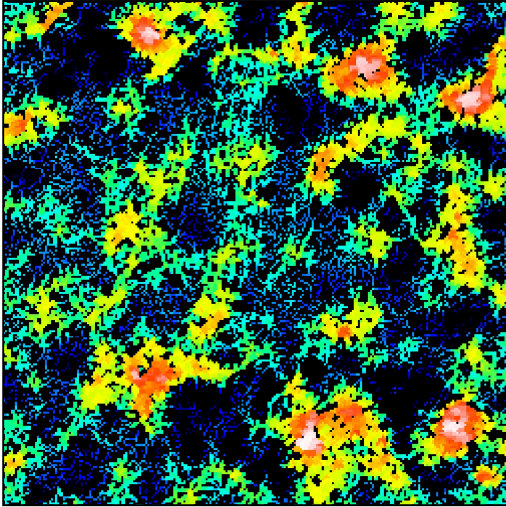
8. ISO 25178-2 parameters on surface #7

ISO 25178 - Primary surface			
<i>F: [Workflow] Form removed (LS-poly 3)</i>			
<i>S-filter (λs): [Workflow] S-filtered (λs 2.500 μm)</i>			
Height parameters			
Sq	2.435	μm	
Ssk	-0.3369		
Sku	2.852		
Sp	7.133	μm	
Sv	7.499	μm	
Sz	14.63	μm	
Sa	1.956	μm	
Functional parameters			
Smr	0.3642	%	
Smc	2.962	μm	
Sxp	5.435	μm	
Spatial parameters			
Sal	23.39	μm	
Str	0.6891		
Std	67.76	°	
Hybrid parameters			
Sdq	0.4159		
Sdr	7.711	%	
Functional parameters (Volume)			
Vm	0.08708	μm ³ /μm ²	
Vv	3.049	μm ³ /μm ²	
Vmp	0.08708	μm ³ /μm ²	
Vmc	2.328	μm ³ /μm ²	
Vvc	2.737	μm ³ /μm ²	
Vvv	0.3122	μm ³ /μm ²	



Analyses:	
ISO 25178	8.
Furrow	9.
Texture direction	10.
Texture isotropy	11.
SSFA	12.

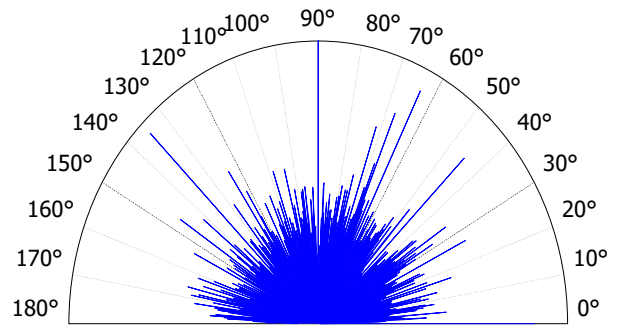
9. Furrow analysis on surface #7



All furrows are shown.

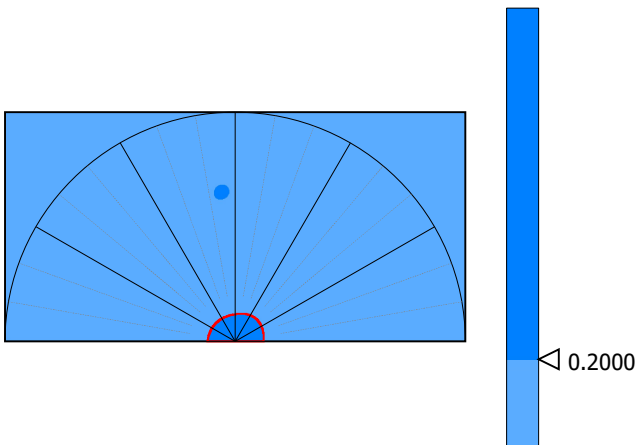
Parameters	Value	Unit
Maximum depth of furrows	6.342	µm
Mean depth of furrows	2.113	µm
Mean density of furrows	2457	cm/cm2

10. Texture direction on surface #7



Parameters	Value	Unit
First direction	90.01	°
Second direction	135.0	°
Third direction	63.53	°

11. Texture isotropy on surface #7



Parameters	Value	Unit
Texture isotropy	86.68	%

12. SSFA on surface #7

