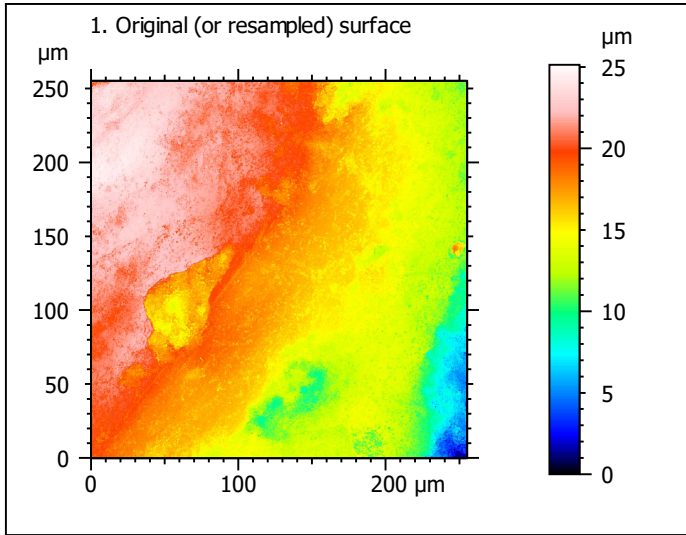



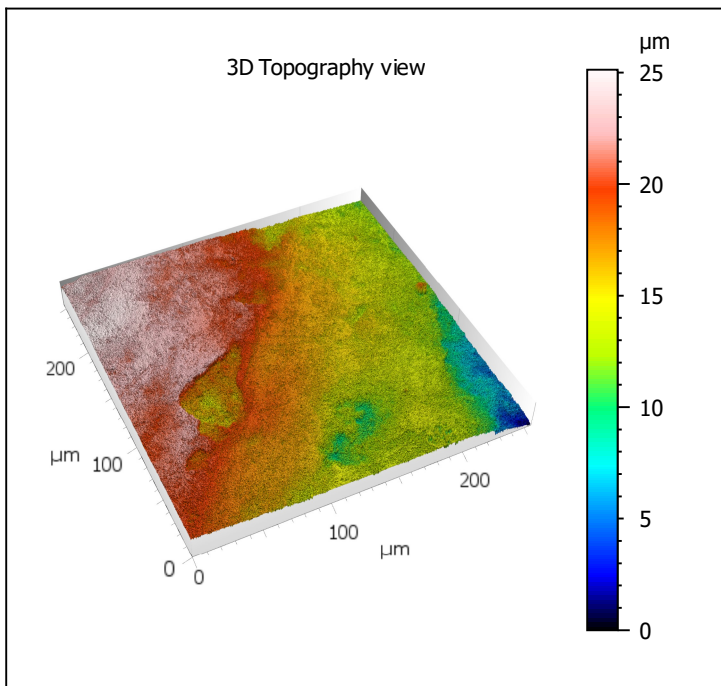
Template - Processing analysis

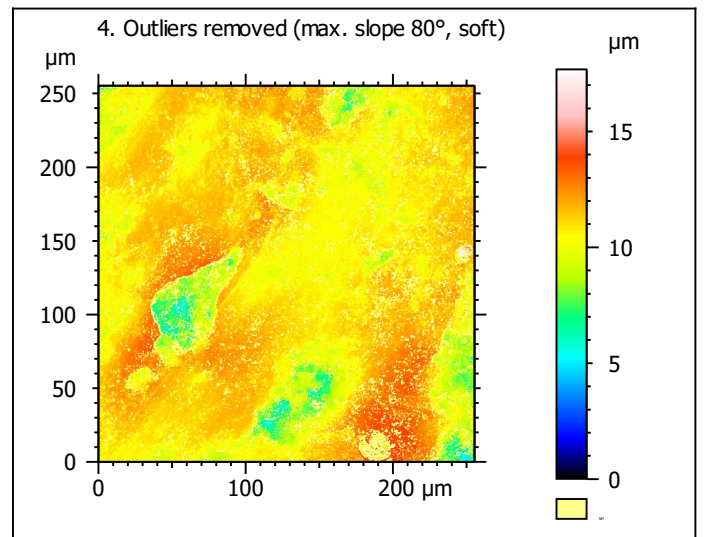
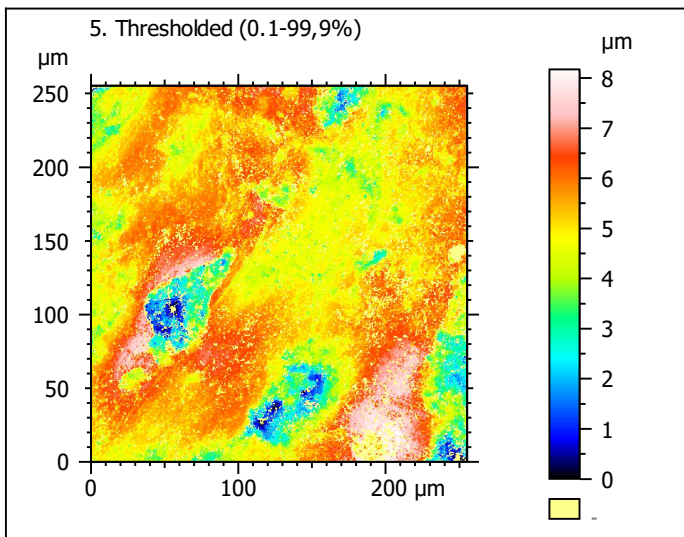
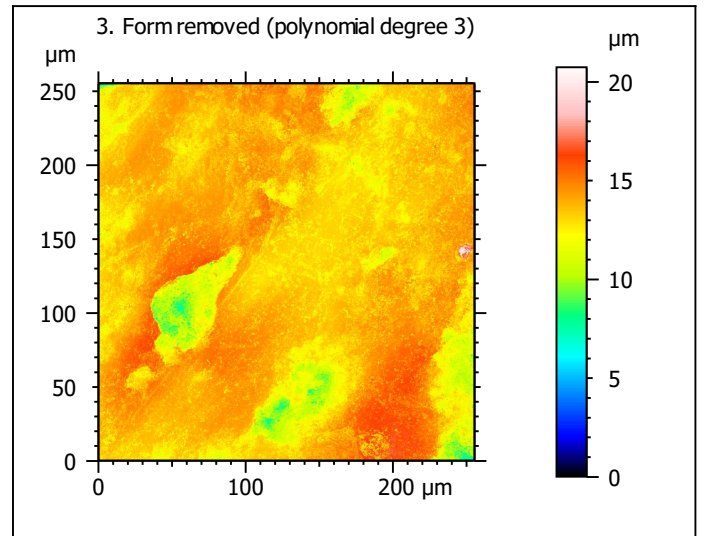
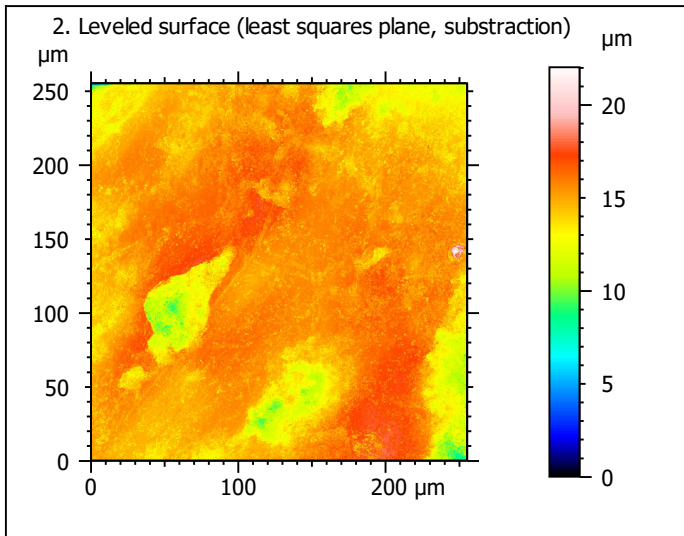
Template to process all surfaces acquired with the Zeiss LSM 800 with the 50x/0.75 objective.

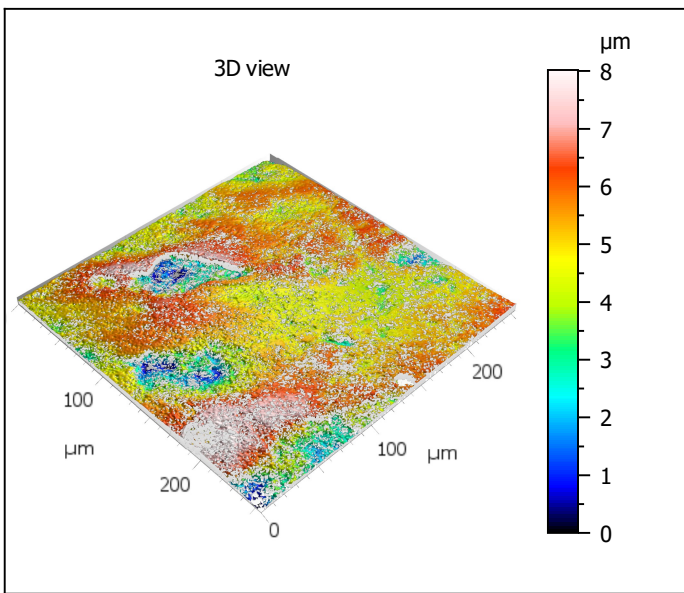
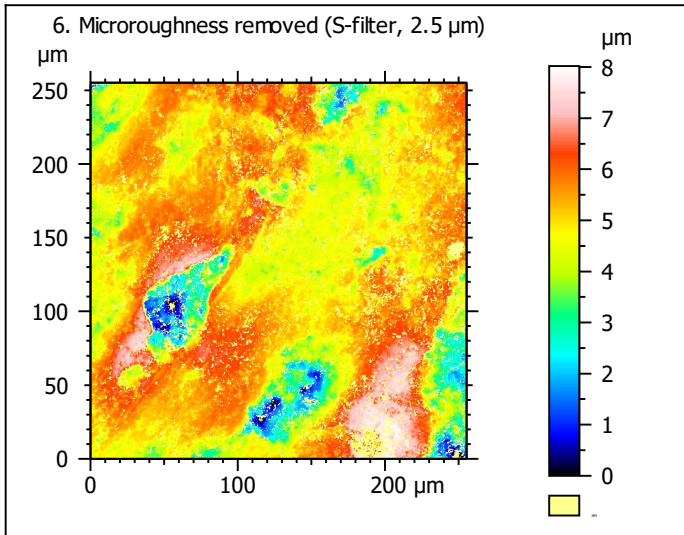
Processing



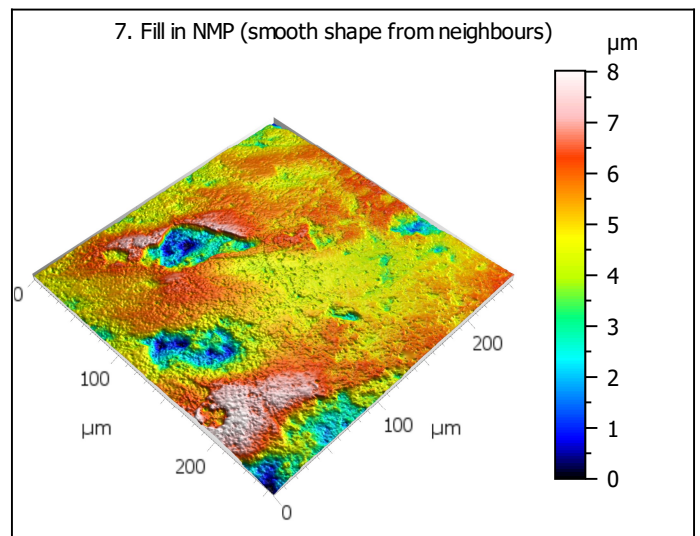
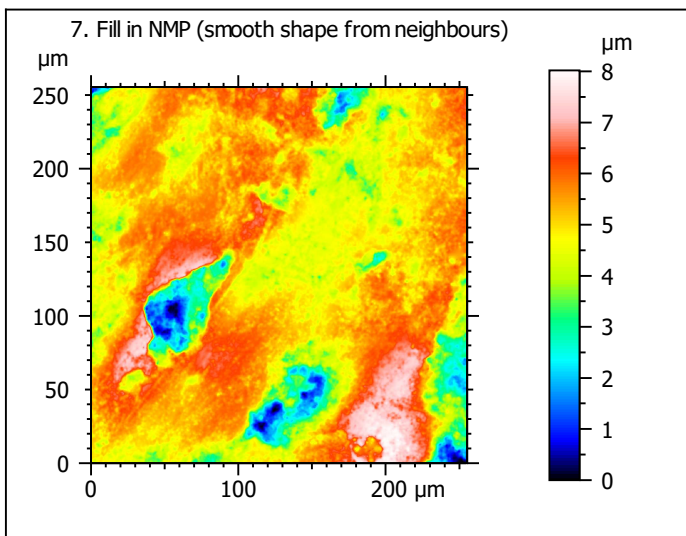
Identity card			
Name:	lime6-6_lsm_50x-0.75_...11_1000rot_surf3_Topo		
Created on:	9/11/2020 11:43:27 AM		
Studiabile type:	Surface		
Axis:	X		
Length:	255.3	µm	
Size:	1024	points	
Spacing:	0.2496	µm	
Axis:	Y		
Length:	255.3	µm	
Size:	1024	points	
Spacing:	0.2496	µm	
Axis:	Z		
Layer type:	Topography		
Length:	25.14	µm	
Size:	65532	digits	
Spacing:	0.3836	nm	
NM-points ratio:	0.000 % (0 Pts)		







Identity card			
Name:	lime6-6_lsm_50x-0.75...filtered (As 2.500 μm)		
File path:	D:\Dropbox\jmmarreir...00rot_surf3_Topo.sur		
Created on:	9/11/2020 11:43:27 AM		
Studiabile type:	Surface		
Axis:	X		
Length:	255.3	μm	
Size:	1024	points	
Spacing:	0.2496	μm	
Offset:	0.000	μm	
Axis:	Y		
Length:	255.3	μm	
Size:	1024	points	
Spacing:	0.2496	μm	
Offset:	-255.3	μm	
Axis:	Z		
Layer type:	Topography		
Length:	8.019	μm	
Min:	-4.907	μm	
Max:	3.112	μm	
Size:	209070	digits	
Spacing:	0.03836	nm	
NM-points ratio:	24.09 % (252571 Pts)		

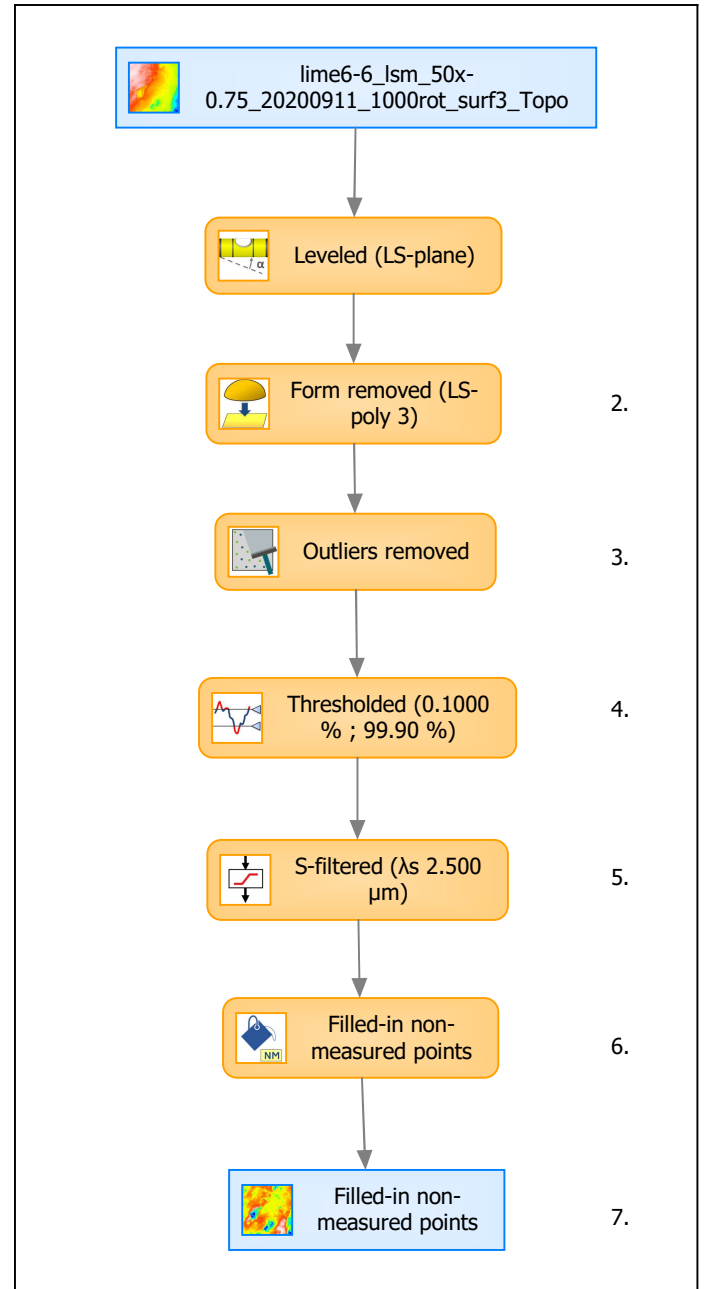


Identity card			
Name:	lime6-6_lsm_50x-0.75_...in non-measured points		
Created on:	9/11/2020 11:43:27 AM		
Studiable type:	Surface		
Axis: X			
Length:	255.3	μm	
Size:	1024	points	
Spacing:	0.2496	μm	
Axis: Y			
Length:	255.3	μm	
Size:	1024	points	
Spacing:	0.2496	μm	
Axis: Z			
Layer type:	Topography		
Length:	8.019	μm	
Size:	209070	digits	
Spacing:	0.03836	nm	
NM-points ratio:	0.000 % (0 Pts)		

Analyses

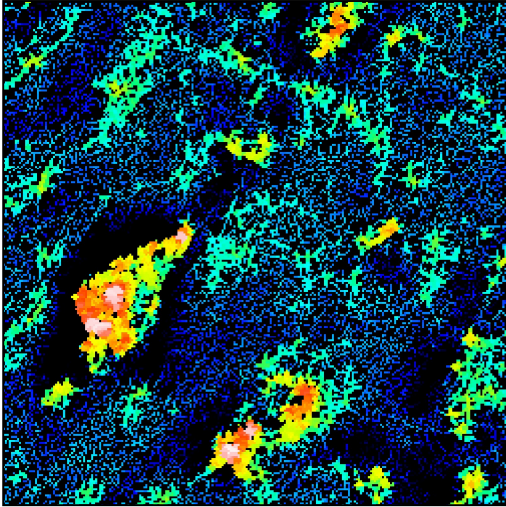
8. ISO 25178-2 parameters on surface #7

ISO 25178 - Primary surface			
<i>F: [Workflow] Form removed (LS-poly 3)</i>			
<i>S-filter (λs): [Workflow] S-filtered (λs 2.500 μm)</i>			
Height parameters			
Sq	1.155	μm	
Ssk	-0.8254		
Sku	4.705		
Sp	3.043	μm	
Sv	4.976	μm	
Sz	8.019	μm	
Sa	0.8523	μm	
Functional parameters			
Smr	2.924	%	
Smc	1.223	μm	
Sxp	3.079	μm	
Spatial parameters			
Sal	19.05	μm	
Str	0.5719		
Std	28.01	°	
Hybrid parameters			
Sdq	0.3285		
Sdr	4.732	%	
Functional parameters (Volume)			
Vm	0.05839	μm ³ /μm ²	
Vv	1.282	μm ³ /μm ²	
Vmp	0.05839	μm ³ /μm ²	
Vmc	0.8338	μm ³ /μm ²	
Vvc	1.075	μm ³ /μm ²	
Vvv	0.2063	μm ³ /μm ²	



Analyses:	
ISO 25178	8.
Furrow	9.
Texture direction	10.
Texture isotropy	11.
SSFA	12.

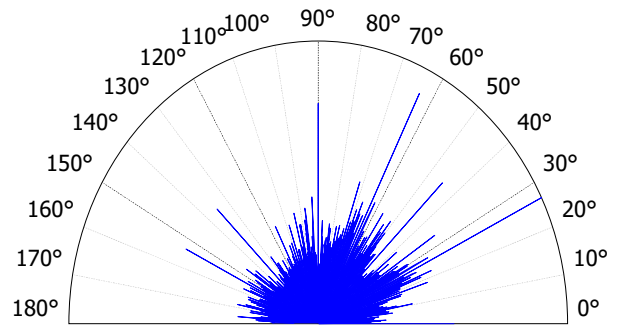
9. Furrow analysis on surface #7



All furrows are shown.

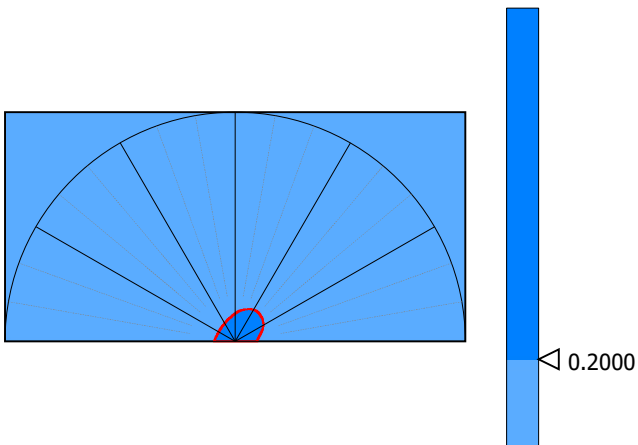
Parameters	Value	Unit
Maximum depth of furrows	4.777	µm
Mean depth of furrows	1.092	µm
Mean density of furrows	2973	cm/cm2

10. Texture direction on surface #7



Parameters	Value	Unit
First direction	26.46	°
Second direction	63.51	°
Third direction	90.01	°

11. Texture isotropy on surface #7



Parameters	Value	Unit
Texture isotropy	51.86	%

12. SSFA on surface #7

