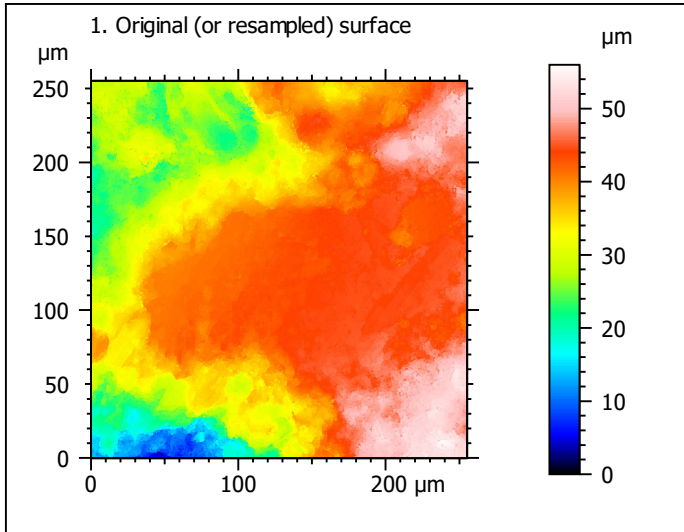


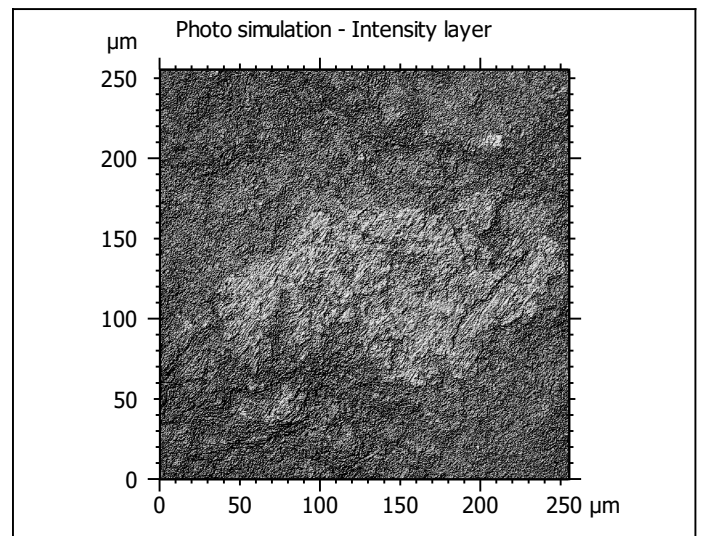
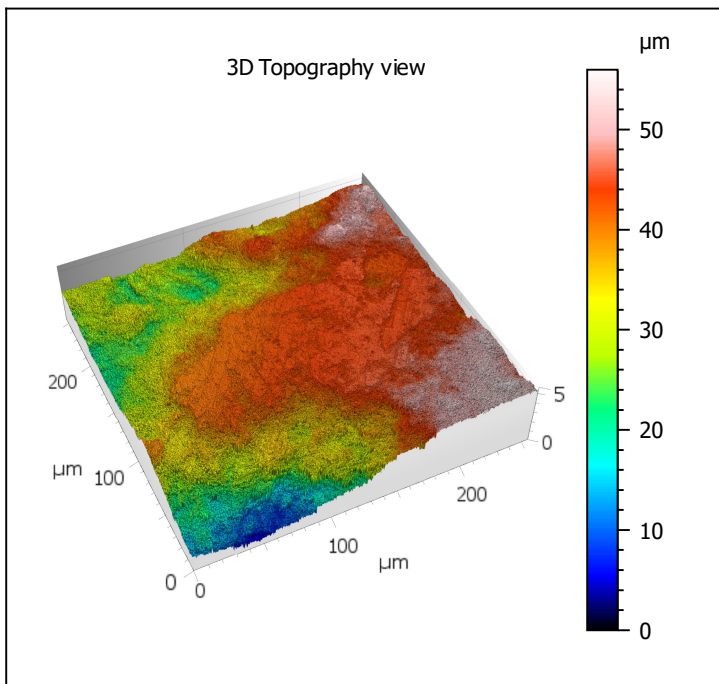
Template - Processing analysis

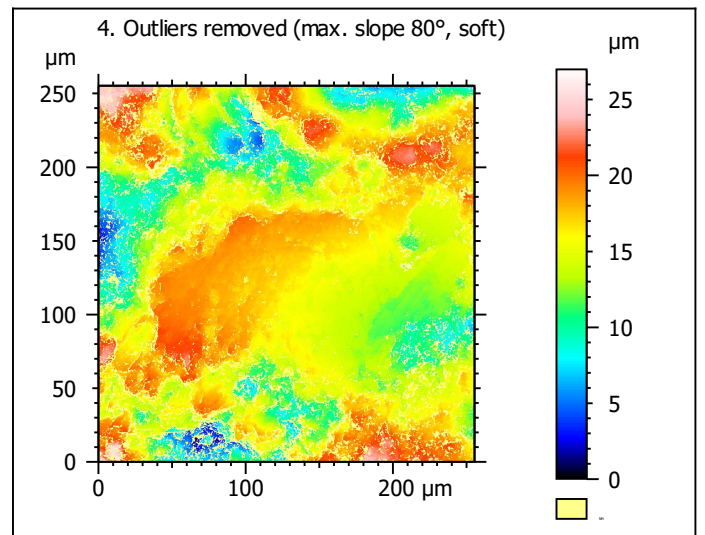
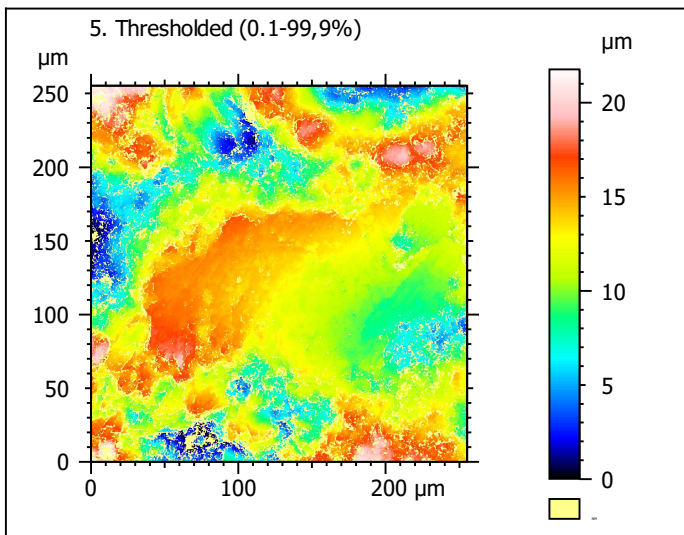
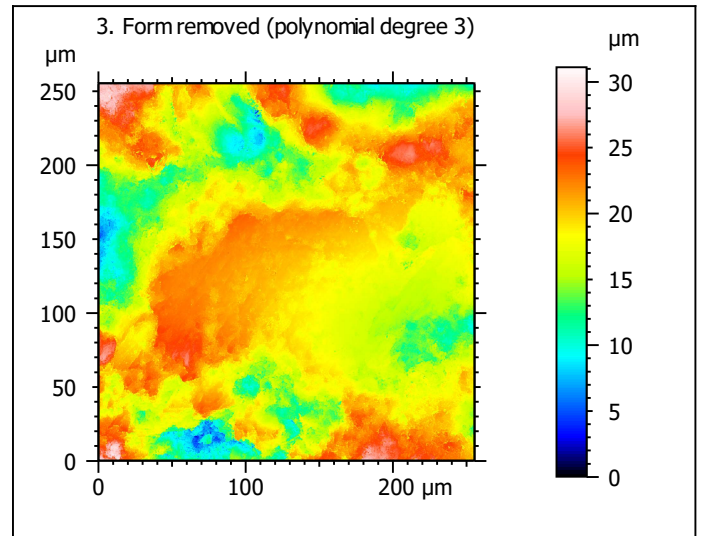
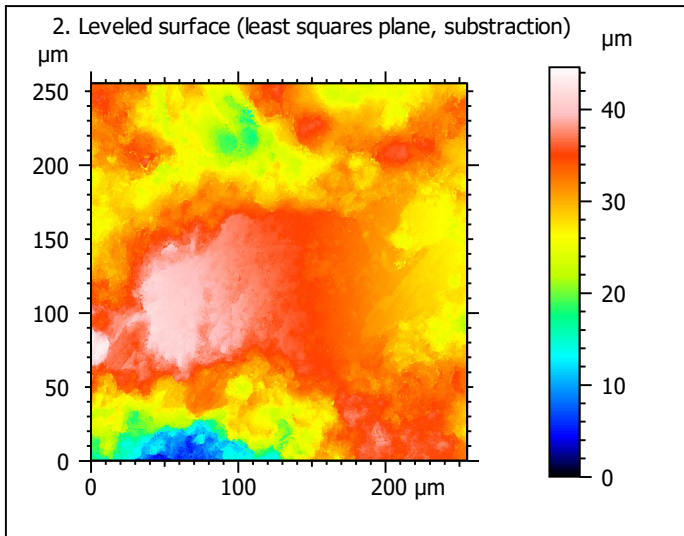
Template to process all surfaces acquired with the Zeiss LSM 800 with the 50x/0.75 objective.

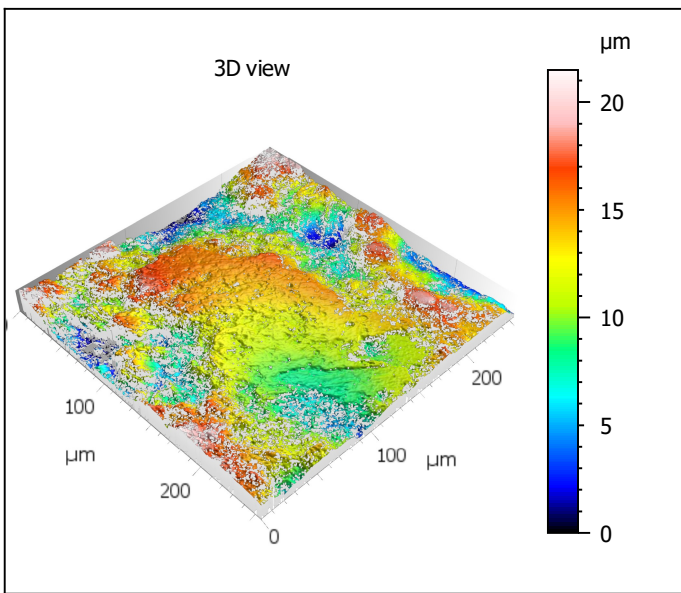
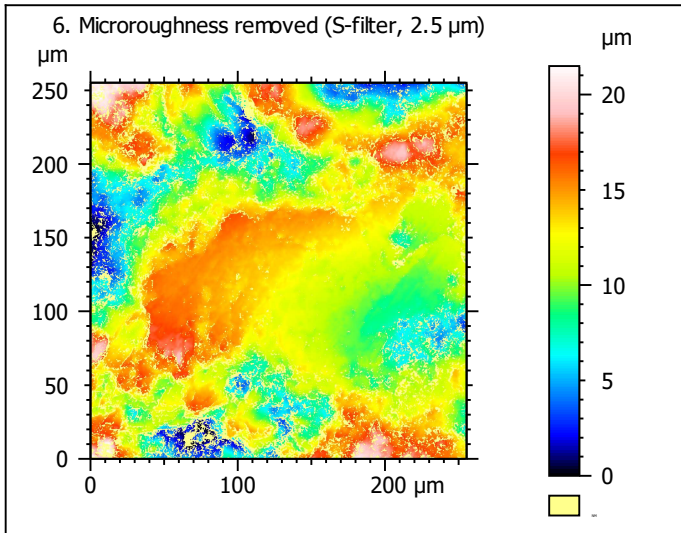
Processing



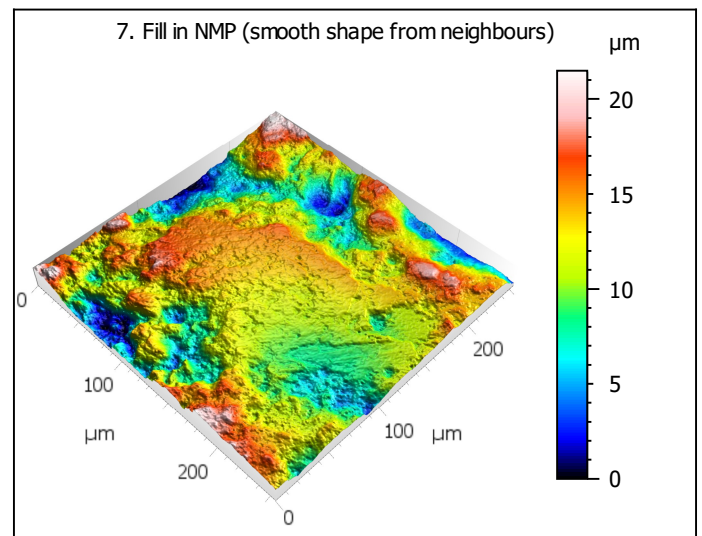
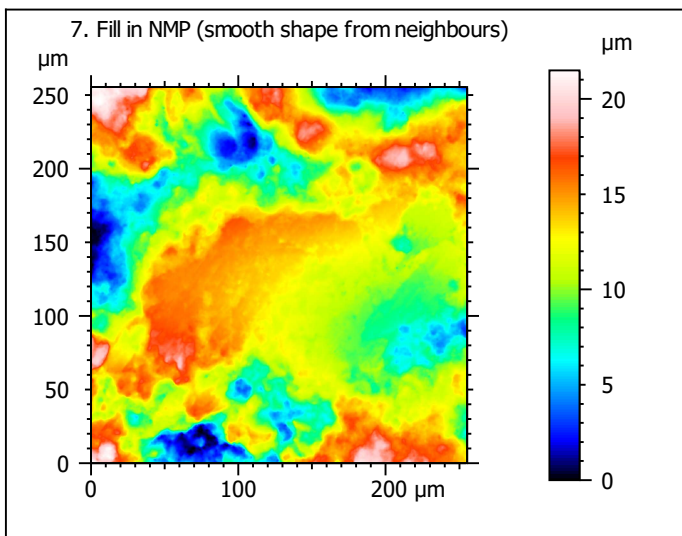
Identity card			
Name:	lime6-3_lsm_50x-0.75_20200915_surf3_Topo		
Created on:	9/15/2020 11:57:48 AM		
Studiabile type:	Surface		
Axis:	X		
Length:	255.3	µm	
Size:	1024	points	
Spacing:	0.2496	µm	
Axis:	Y		
Length:	255.3	µm	
Size:	1024	points	
Spacing:	0.2496	µm	
Axis:	Z		
Layer type:	Topography		
Length:	55.99	µm	
Size:	65532	digits	
Spacing:	0.8544	nm	
NM-points ratio:	0.000 % (0 Pts)		







Identity card			
Name:	lime6-3_lsm_50x-0.75...filtered (As 2.500 μm)		
File path:	D:\Dropbox\jmmarreir...0915_surf3_Topo.sur		
Created on:	9/15/2020 11:57:48 AM		
Studiabale type:	Surface		
Axis:	X		
Length:	255.3	μm	
Size:	1024	points	
Spacing:	0.2496	μm	
Offset:	0.000	μm	
Axis:	Y		
Length:	255.3	μm	
Size:	1024	points	
Spacing:	0.2496	μm	
Offset:	-255.3	μm	
Axis:	Z		
Layer type:	Topography		
Length:	21.49	μm	
Min:	-11.29	μm	
Max:	10.20	μm	
Size:	251511	digits	
Spacing:	0.08544	nm	
NM-points ratio:	28.47 % (298535 Pts)		

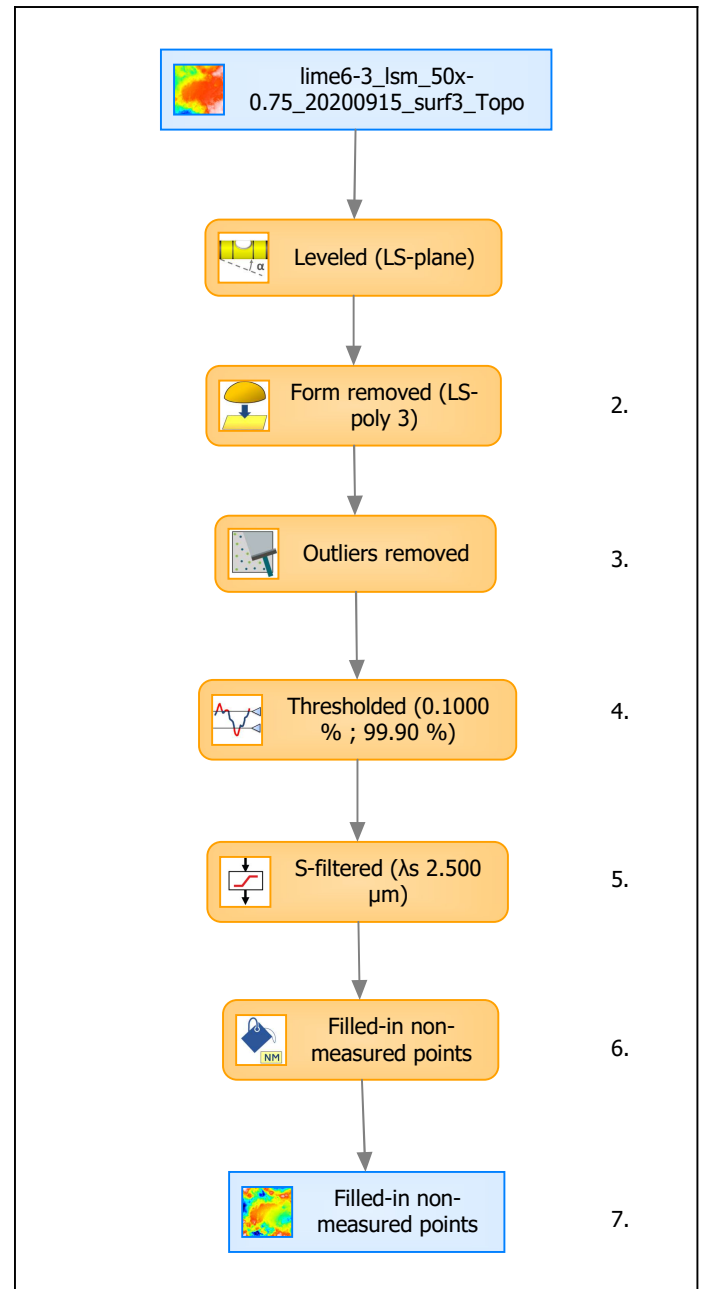


Identity card			
Name:	lime6-3_lsm_50x-0.75_...in non-measured points		
Created on:	9/15/2020 11:57:48 AM		
Studiable type:	Surface		
Axis:	X		
Length:	255.3	μm	
Size:	1024	points	
Spacing:	0.2496	μm	
Axis:	Y		
Length:	255.3	μm	
Size:	1024	points	
Spacing:	0.2496	μm	
Axis:	Z		
Layer type:	Topography		
Length:	21.49	μm	
Size:	251511	digits	
Spacing:	0.08544	nm	
NM-points ratio:	0.000 % (0 Pts)		

Analyses

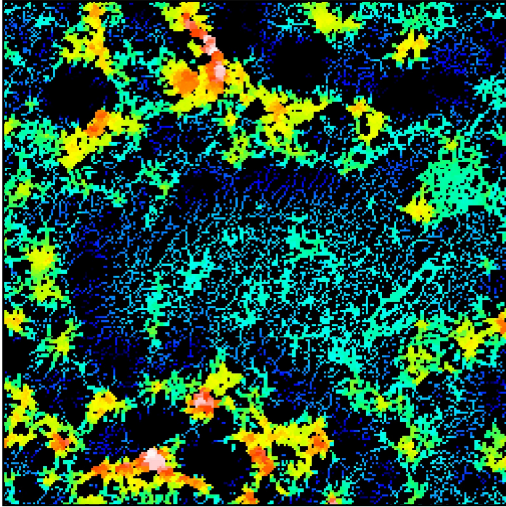
8. ISO 25178-2 parameters on surface #7

ISO 25178 - Primary surface			
<i>F: [Workflow] Form removed (LS-poly 3)</i>			
<i>S-filter (λs): [Workflow] S-filtered (λs 2.500 μm)</i>			
Height parameters			
Sq	3.735	μm	
Ssk	-0.3439		
Sku	2.936		
Sp	10.09	μm	
Sv	11.40	μm	
Sz	21.49	μm	
Sa	2.977	μm	
Functional parameters			
Smr	0.3952	%	
Smc	4.405	μm	
Sxp	8.371	μm	
Spatial parameters			
Sal	27.69	μm	
Str	0.7049		
Std	51.01	°	
Hybrid parameters			
Sdq	0.5773		
Sdr	12.97	%	
Functional parameters (Volume)			
Vm	0.1513	μm ³ /μm ²	
Vv	4.556	μm ³ /μm ²	
Vmp	0.1513	μm ³ /μm ²	
Vmc	3.411	μm ³ /μm ²	
Vvc	4.048	μm ³ /μm ²	
Vvv	0.5076	μm ³ /μm ²	



Analyses:	
ISO 25178	8.
Furrow	9.
Texture direction	10.
Texture isotropy	11.
SSFA	12.

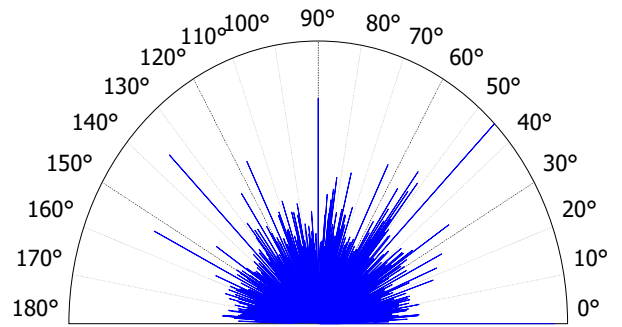
9. Furrow analysis on surface #7



All furrows are shown.

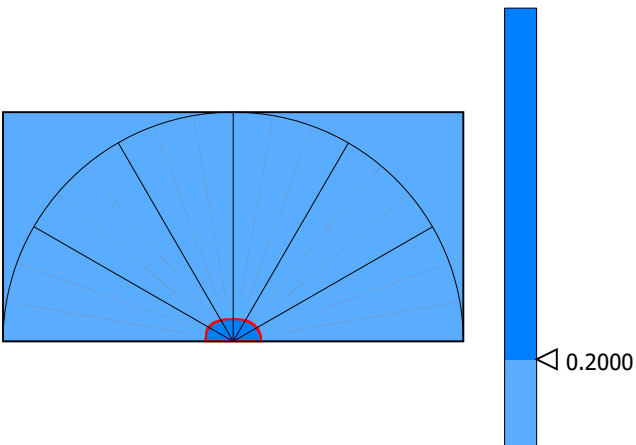
Parameters	Value	Unit
Maximum depth of furrows	10.16	µm
Mean depth of furrows	3.102	µm
Mean density of furrows	2322	cm/cm2

10. Texture direction on surface #7



Parameters	Value	Unit
First direction	44.99	°
Second direction	0.01839	°
Third direction	135.0	°

11. Texture isotropy on surface #7



Parameters	Value	Unit
Texture isotropy	78.76	%

12. SSFA on surface #7

