

First constraints on coherent elastic neutrino-nucleus scattering at reactor site with the CONUS experiment

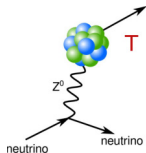


Aurélie Bonhomme

Max-Planck-Institut für Kernphysik, Heidelberg
on behalf of the CONUS collaboration

XIX Workshop on Neutrino Telescopes

Coherent elastic neutrino-nucleus scattering (CE ν NS)



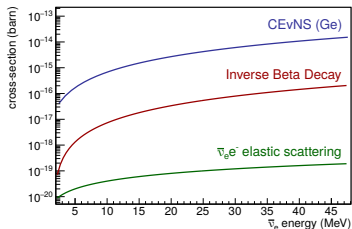
$$\frac{d\sigma}{dT} = \frac{G_F^2}{4\pi} \underbrace{[N - (1 - 4\sin^2\theta_w)Z]^2}_{\sim N^2} \underbrace{F^2(q^2)}_{\rightarrow 1} M \left(1 - \frac{MT}{2E_\nu^2}\right)$$

- ▶ For low momentum transfer, interaction with the nucleus as a whole

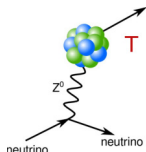
→ **cross-section enhancement**

- ▶ Full coherency feature: $\sigma \propto N^2$
 $\sin^2(\theta_w) \sim 0.238$ at low energies and $F(q^2) \sim 1$
 fully coherent for $E_\nu \lesssim 30$ MeV

- ▶ Only observable experimentally accessible:
 low energy recoil of the nucleus! $T_{\max} \propto 1/A$
 ⇒ **very low energy threshold** required!

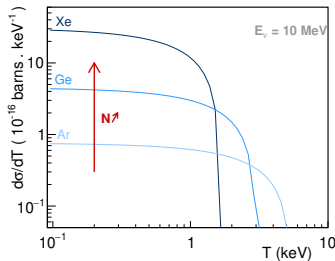


Coherent elastic neutrino-nucleus scattering (CE ν NS)

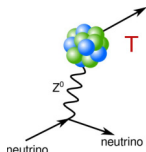


$$\frac{d\sigma}{dT} = \frac{G_F^2}{4\pi} \underbrace{[N - (1 - 4\sin^2\theta_w)Z]^2}_{\sim N^2} \underbrace{F^2(q^2)}_{\rightarrow 1} M \left(1 - \frac{MT}{2E_\nu^2}\right)$$

- ▶ For low momentum transfer, interaction with the nucleus as a whole
→ **cross-section enhancement**
- ▶ Full **coherency** feature: $\sigma \propto N^2$
 $\sin^2(\theta_w) \sim 0.238$ at low energies and $F(q^2) \sim 1$
fully coherent for $E_\nu \lesssim 30 \text{ MeV}$
- ▶ Only observable experimentally accessible:
low energy recoil of the nucleus! $T_{\max} \propto 1/A$
⇒ **very low energy threshold** required!

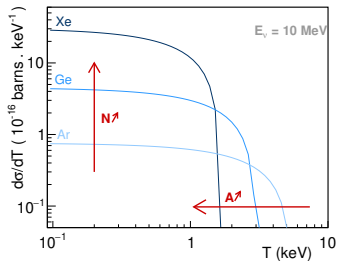


Coherent elastic neutrino-nucleus scattering (CE ν NS)

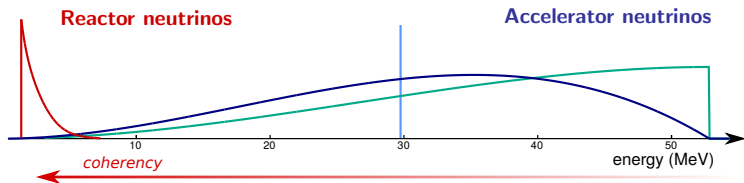


$$\frac{d\sigma}{dT} = \frac{G_F^2}{4\pi} \underbrace{[N - (1 - 4\sin^2\theta_w)Z]^2}_{\sim N^2} \underbrace{F^2(q^2)}_{\rightarrow 1} M \left(1 - \frac{MT}{2E_\nu^2}\right)$$

- ▶ For low momentum transfer, interaction with the nucleus as a whole
→ **cross-section enhancement**
- ▶ Full **coherency** feature: $\sigma \propto N^2$
 $\sin^2(\theta_w) \sim 0.238$ at low energies and $F(q^2) \sim 1$
fully coherent for $E_\nu \lesssim 30 \text{ MeV}$
- ▶ Only observable experimentally accessible:
low energy **recoil of the nucleus!** $T_{\max} \propto 1/A$
⇒ **very low energy threshold** required!



Detecting CE ν NS: how and why?



$\bar{\nu}_e$ from β -decays of fissile isotopes

running: **CONUS**, TEXONO...
future: RICOCHET, NUCLEUS

ν_μ , $\bar{\nu}_\mu$ and ν_e from π -decay at rest

COHERENT @SNS: first observation
Akimov et al., Science, 357, 6356, (2017)

Compact experiments, complementary approaches!


Weinberg angle measurements

Beyond Standard Model: Non Standard Interactions, Neutrino Magnetic Moments...

Nuclear structure

Reactor investigations

The CONUS collaboration



Collaboration:

H. Bonet, A. Bonhomme, C. Buck, J. Hakenmüller, J. Hempfling, J. Henrichs, G. Heusser, T. Hugle, M. Lindner, W. Maneschg, T. Rink, H. Strecker - **Max Planck Institut für Kernphysik (MPIK), Heidelberg**

K. Fülber, R. Wink - **Preussen Elektra GmbH, Kernkraftwerk Brokdorf (KBR), Brokdorf**

Scientific cooperation:

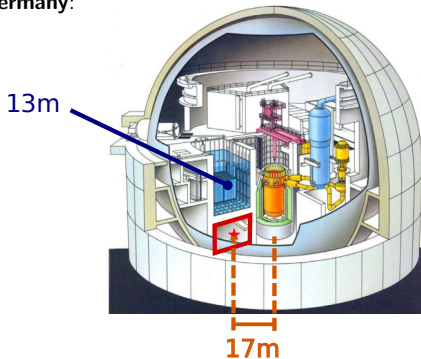
R. Nolte, E. Pirovano, M. Reginatto, M. Zboril, A. Zimbal - **Physikalisch-Technische Bundesanstalt (PTB), Braunschweig**



The CONUS experimental site

The Brokdorf nuclear power plant (KBR) in Germany:

- ▶ site @17m from the **3.9 GW_{th}** reactor core
 - ✓ **high $\bar{\nu}_e$ flux:** $10^{13} \bar{\nu}_e \text{ s}^{-1} \text{ cm}^{-2}$
- ▶ high duty-cycle
 - ✓ 1 month/year of **reactor-off**
- ▶ shallow-depth site (24 m w.e.)
 - ✗ sensitive to **cosmic-induced background**
- ▶ reactor environment
 - ✗ **potential reactor-induced background**



Reactor site: \neq laboratory conditions!
 no fresh air supply, changes in environmental conditions, no remote control, no cryogenic liquids allowed, earth quake safety requirements, restricted access...

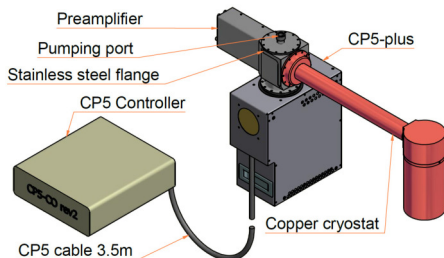

The CONUS experimental setup

arXiv:2010.11241



4 p-type point contact HPGe (1kg each)

- ▶ very low background components
- ▶ pulser resolution (FWHM) $< 85 \text{ eV}_{ee}$
→ threshold $\lesssim 300 \text{ eV}_{ee}$
- ▶ electric cryogenic cooling

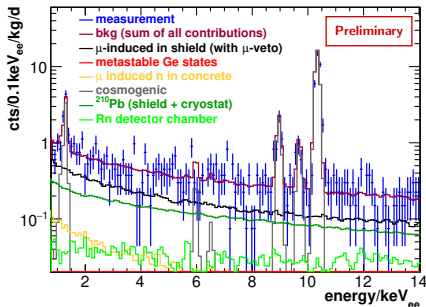


Passive + active shield

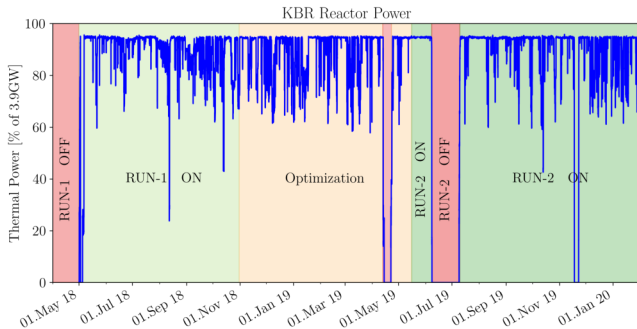
- ▶ Lead with low ^{210}Pb content
- ▶ Borated PE, **pure PE**
- ▶ **Active μ -veto** (plastic scintillator)
- ▶ Flushing with air bottles

Background suppression

- ▶ External natural radioactivity and cosmogenic background: **reduced by 10^4**
- ▶ Reactor correlated components (neutrons, gammas)
negligible contribution compared to CE ν NS Eur. Phys. J. C 79, 699 (2019)
- ▶ Residual background well understood, described by MC simulations



Background level in $[0.5 - 1]$ keV_{ee}:
10 counts/kg/d/keV_{ee}, stable



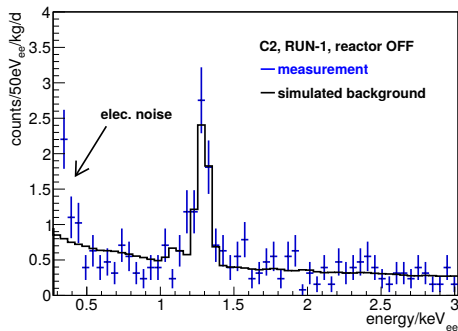
Data quality cuts:

- ▶ No noise-temperature correlation
- ▶ Discrimination of microphonic and spurious events via time difference

Run-1 + Run-2 exposure: **248.7 kg d (reactor-on)**
58.8 kg d (reactor-off)

Region Of Interest (ROI):

- ▶ Trigger efficiency $\sim 100\%$
- ▶ Electronic noise component described by an exponential, contribution $< 4 \times \text{MC}$



Det.	RUN	ON [d]	OFF [d]	ROI [keV _{ee}]
C1	1	96.7	13.8	0.296 - 0.75
C2	1	14.6	13.4	0.311 - 1.00
C3	1	97.5	10.4	0.333 - 1.00
C1	2	19.6	12.1	0.348 - 0.75
C3	2	20.2	9.1	0.343 - 1.00
Total		248.7	58.8	

Likelihood analysis Phys. Rev. Lett. 126, 041804 (2021)

Simultaneous fit (ON/OFF) – all detectors and runs:

$$\log \mathcal{L} = \log \mathcal{L}_{\text{ON}}(s, b, p_{\text{thr}}^1, p_{\text{thr}}^2, \{\phi_i\}) + \log \mathcal{L}_{\text{OFF}}(b, p_{\text{thr}}^1, p_{\text{thr}}^2, \{\phi_i\}) + \sum_{\text{pulls}} \frac{(\phi_i - \phi_0)^2}{2\sigma_i^2}$$

s: free signal normalization

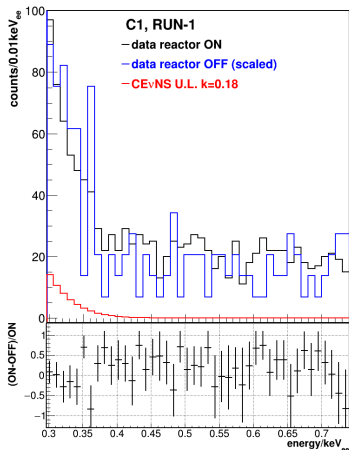
- Theoretical prediction for $\text{CE}\nu\text{NS}$
- $\bar{\nu}_e$ reactor spectrum (thermal power, fission fractions and Huber/Mueller + Daya Bay)
- Detector response

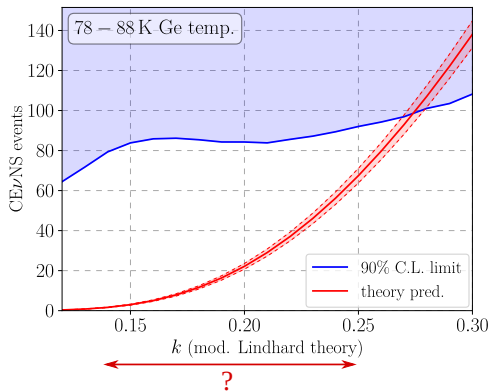
b: free background normalization

- MC modelling
- $p_{\text{thr}}^1, p_{\text{thr}}^2$: electric noise description

Nuisance parameters for systematic uncertainties:

- ϕ_{rea} : reactor neutrino spectrum ($\sigma_{\text{rea}} \sim 3\%$)
- ϕ_{det} : active volume, DAQ: ($\sigma_{\text{det}} = 1\text{-}5\%$)
- ϕ_{escale} : energy scale uncertainty: ($\sigma_{\text{escale}} = 10\text{-}20 \text{ eV}_{ee}$)





Best $\text{CE}\nu\text{NS}$ limit at reactor:

$$< 0.4 \text{ d}^{-1}\text{kg}^{-1} \text{ (90\% C.L.)}$$

Signal expectation:
depends on the **quenching factor**

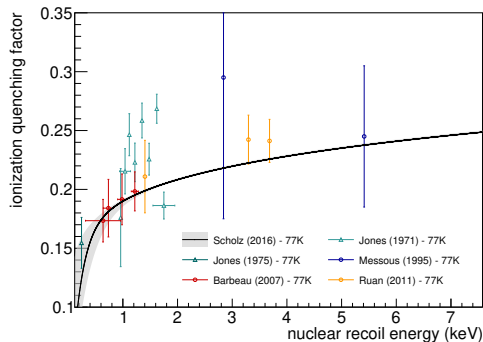
$k > 0.27$ disfavored
for $k = 0.18$: limit 7x above prediction

→ **Need for a more precise measurement of the quenching factor in the keV range**

Quenching factor measurements

Detector response: quenching of the $\bar{\nu}_e$ signal:

$$\underbrace{E_{nr}}_{\text{total recoil energy}} = E_{\text{others}} + \underbrace{E_{\text{meas ioniz}}}_{\text{visible in HPGe}} \Rightarrow \text{need to know } Q \equiv E_{\text{meas ioniz}}/E_{nr}$$



► **Experimentally:**

Extensively measured for 10-100 keV

Data lacking in the keV range

► **Theoretically:**

Lindhard parametrization of Q :

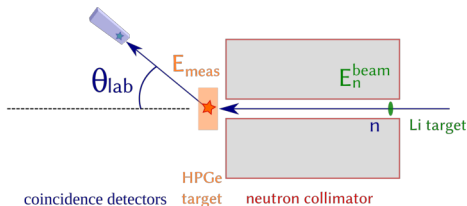
$\rightarrow Q(E) = f(\mathbf{k})$

Validity at low energy?

Quenching factor measurements

Direct, model-independent meas.
using **neutrons** (nuclear recoils):

$$Q \equiv \frac{E_{\text{meas}}^{\text{ioniz}}}{E_{\text{nr}}(\theta_{\text{lab}}, E_n)}$$



Scientific cooperation with PTB*:

- ▶ Pulsed proton beam (tandetron)
 - 1.25 MHz repetition frequency
 - 2 ns resolution
- ▶ Mono-energetic neutrons via Li(p,n) reaction (hundreds of keV)
 - ~ keV recoils in Ge
 - ~ $10^3 \text{ n.cm}^{-2} \cdot \text{s}^{-1}$ on Ge target
 - 3% width @ 500keV

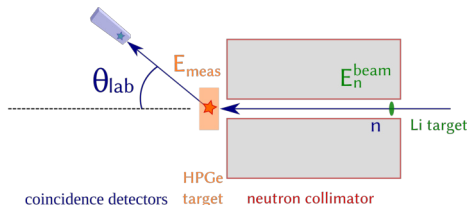


* Physikalisch-Technische Bundesanstalt
Braunschweig, Germany

Quenching factor measurements


Direct, model-independent meas.
using **neutrons** (nuclear recoils):

$$Q \equiv \frac{E_{\text{meas}}^{\text{ioniz}}}{E_{\text{nr}}(\theta_{\text{lab}}, E_n)}$$



Experimental setup:

- ▶ **Neutron collimation**
 - 35 mm beam at HPGe target
- ▶ **Dedicated thin HPGe target**
 - 6 mm thick germanium crystal
 - no material on beam axis
 - FWHM: 135 eV @ 5.9 keV
- ▶ **Liquid scintillators (LS) array**
 - low energy threshold, good PSD
 - ~ 70 % neutron detection eff.



Quenching factor measurements

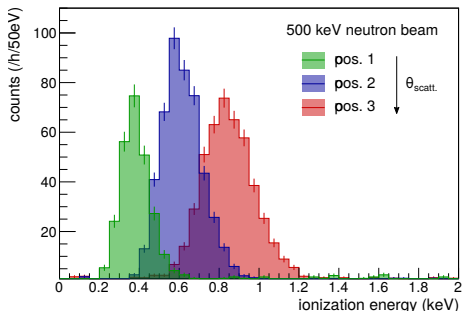
$$Q \equiv \frac{E_{\text{meas}}^{\text{ioniz}}}{E_{\text{nr}}(\theta_{\text{lab}}, E_n)}$$

$E_{\text{nr}}(\theta_{\text{lab}}, E_n)$: nuclear recoil energy

- ▶ Beam monitoring: detectors at 0°
 E_n from time-of-flight
- ▶ Scattering angles (θ_{lab}) at the 0.5° level

$E_{\text{meas}}^{\text{ioniz}}$: ionization energy

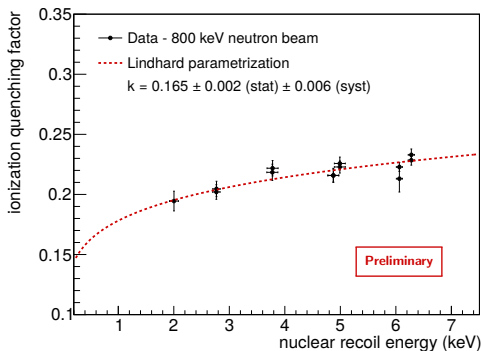
- ▶ Energy scale in HPGe:
regular calibration with Fe-55
Ge activation lines
- ▶ **Signal selection via triple coincidence:**
beam stop
target HPGe
LS detectors



Quenching factor measurements

~ 16 h beam exposure (Oct. 2020) → probe **nuclear recoils between 0.8 and 6 keV**

- ▶ beam energy varied between 250 keV – 800 keV
- ▶ angles varied between 18° and 45°



Combined analysis (96 points) with full treatment of systematic uncertainties on-going

- ▶ Promising **CE ν NS neutrino detection channel** now experimentally accessible
⇒ beam-/reactor-based experiments are complementary

- ▶ **CONUS experiment**, measuring reactor- $\bar{\nu}_e$ (NPP in Brokdorf) since April 2018
 - **best limit on CE ν NS with reactor neutrinos** Phys. Rev. Lett. 126, 041804
 - detailed description of the Ge detectors [arXiv:2010.11241](https://arxiv.org/abs/2010.11241)
 - extended correlated background studies Eur. Phys. J. C 79, 699 (2019)

- ▶ **Much more improvements to come in the near future:**
 - Beyond Standard Model analyses
 - Extended dataset + reactor-OFF (reactor shut-down end of 2021)
 - DAQ upgrades: pulse shape studies
 - **Quenching factor measurements** in germanium

Thank you!