

**PROPOSED FORENSIC INVESTIGATION  
OF  
WUHAN LABORATORIES**

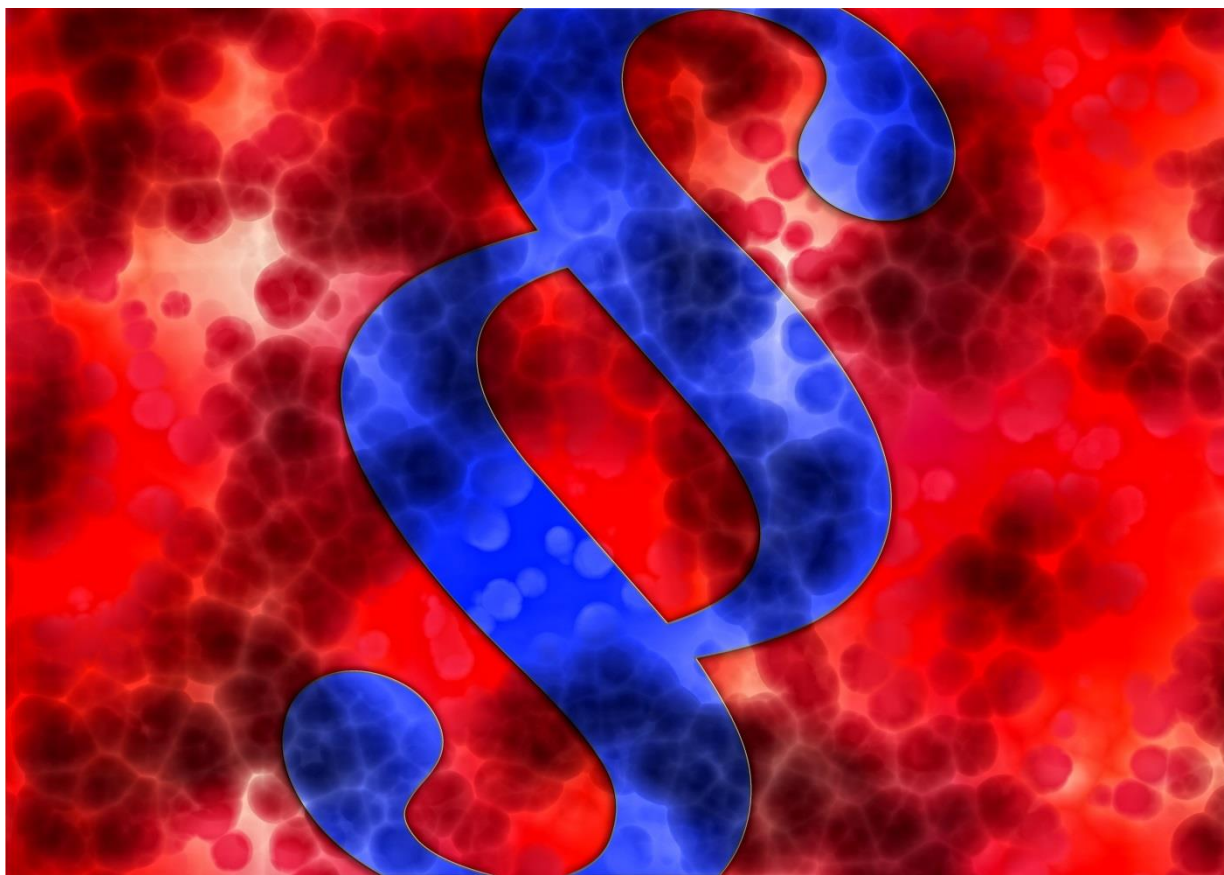


Image provided generously by Piqsel

**WILLIAM BOSTICKSON AND YVETTE GHANNAM (2021)**

This is the **first part of a series of reports** based on our previously unpublished investigations into the origins of SARS-COV-2. We wish to thank all the independent researchers who have contributed to this investigation, especially members of the DRASTIC Collective, many of whom wish to remain anonymous for reasons of security and privacy.

## **TABLE OF CONTENTS**

- A. BACKGROUND
- B. PROPOSED INVESTIGATION
  - 1. FBI HANDBOOK SUGGESTIONS
  - 2. INVESTIGATION METHODOLOGY
  - 3. BIOSAFETY QUESTIONNAIRE TOOLS
  - 4. FAO LMT
  - 5. FAO LMT-S
  - 6. QUANHDIP (ECL BIORISK)
  - 7. EPIDEMIOLOGICAL ASSESSMENT TOOL
  - 8. QUALITY CONTROL AND ASSURANCE ASSESSMENT
  - 9. UTILITY RECORDS (WATER AND ELECTRICITY)
  - 10. PHONE RECORDS AND EMAILS
  - 11. AUTOCLAVES AND DISINFECTANT RECORDS
  - 12. LABORATORY CONTAMINATION MONITORING
  - 13. ILLUMINA MACHINE CROSS CONTAMINATION
  - 14. SAMPLE STORAGE MANAGEMENT SYSTEM AT WIV
  - 15. LABORATORY DATA
  - 16. TENDERS, EQUIPMENT PURCHASE AND MAINTENANCE CONTRACTS
  - 17. WUHAN INSTITUTE OF VIROLOGY – VIRAL PATHOGENS DATABASES
  - 18. CALL FOR UNRESTRICTED INTERNATIONAL FORENSIC INVESTIGATION
- C. LIMITATIONS TO THIS REPORT
  - 19. THE CHALLENGES
  - 20. SPECIFIC LIMITATIONS
  - 21. LESSONS TO BE LEARNED
- D. CONCLUSION

## A. BACKGROUND

It has become increasingly clear to many observers that the international community lacks transparent evidence from the World Health Organization (WHO), the Chinese authorities and laboratories operated by the Wuhan Institute of Virology (WIV) amongst others, to clarify certain hypotheses about the origins of SARS-CoV-2.

When there is a public perception in the US, that more than **500,000** people have died, but public health organizations do not seem to care enough to investigate the exact origin of this pandemic, then surely it must become the responsibility of law enforcement agencies to conduct an unbiased investigation on behalf of US citizens.

Concern has been raised that research scientists in China were carrying out unsafe research activities on SARS-CoV like novel viruses and in one way or another did not take the appropriate actions to work safely with SARS-CoV-2 or a precursor virus (Cohen & Kupferschmidt, 2020; Subbaraman, 2020).

With the advent of technological tools related to genomic manipulation, federal agencies need to update their protocols to investigate war crimes and bioterrorism. The new tendency of using biological weapons is related to the field of virology, which is one that few law enforcement officers have training in, since it is a complex scientific field. It would be devastating to US citizens, the US national economy and US security to allow foreign nations to dominate the US without a physical war through asymmetric warfare and deception involving viral pathogens. It is proposed that an international team of experts in biodefense visit the Wuhan Laboratories and conduct a clean, fair and un-biased investigation into the origins of SARS-CoV-2.

However, at this time, there is no agency in the United States that can fully deal alone with the weaponization of biological warfare agents (BWAs) or even biological infections naturally occurring in areas of genetic engineering, synthetic biology techniques, and complex genetic manipulations as currently may be the case with SARS-CoV-2. (Konda et al., 2020; Sharma, et al., 2020). If genetic manipulation actually did occur, then it will be extremely difficult to prove it without access to the relevant local databases and laboratory records of experiments involving genetic manipulation.

Genomic database investigations have traditionally been in the hands of health professionals (Kulynych & Greely, 2017), however, most health professionals with expertise in these areas of knowledge do not feel comfortable participating in warfare or weaponization investigations, especially if it is linked in any way to their research, due to fear of losing their jobs or funding to continue pending research studies.

The FBI, a pioneer agency in conducting DNA testing (2020), matches a person's DNA to one of the largest DNA databases named the **Combined DNA Index System (CODIS)** for a particular subject. Unfortunately, the FBI does not have as yet databases to investigate genomic manipulation which would be extremely useful for investigations where perpetrators may have used animal vectors to develop a bio agent to be subsequently used against humans (if this was the case, for example with SARS-CoV-2). Additionally, the FBI would need time to train their staff to be proficient in working with novel genomic databases.

Despite the difficulties involved, researchers have a responsibility to carry out a thorough analysis of all possible SARS-CoV-2 origins to the best of their abilities. This is especially important in light of the tragic human cost of SARS-CoV-2 and in order to better prevent future pandemics.

Thus, the question of the natural or synthetic origin of SARS-CoV-2 deserves to be examined in detail based on available evidence. It would be important to know exactly what types of genetic manipulations were carried at all Wuhan Laboratories. This is not to suggest that all genetic manipulations are worthy of suspicion. Indeed, genetic manipulations (i.e. Ace binding on the S spike, furin cleavage, furin trimerization motifs, ORFs, binding sites, RBD residues sites, RGD and LDI integrin binding) help scientists to understand the mechanism of replication and the emergence of viruses and their use for the development of vaccines (or antivirals) (Baric, 2006; Coutard et al., 2020; Vankadari, 2020).

On January 15, 2021, the US Secretary of State issued a press statement criticizing China's lack of transparency and lack of cooperation with the WHO, calling for a *"transparent and thorough investigation into the origin of COVID-19"* ([United States Department of State, 2021a](#)). The statement claimed that:

*"The U.S. government does not know exactly where, when, or how the COVID-19 `virus—known as SARS-CoV-2—was transmitted initially to humans. We have not determined whether the outbreak began through contact with infected animals or was the result of an accident at a laboratory in Wuhan" which "could resemble a natural outbreak if the initial exposure included only a few individuals and was compounded by asymptomatic infection. Scientists in China have researched animal-derived coronaviruses under conditions that increased the risk for accidental and potentially unwitting exposure"*

The statement also included a fact sheet (United States Department of State, 2021b), detailing intelligence findings concerning the Wuhan Institute of Virology, which mentioned:

1. Sick WIV researchers with COVID-19 like symptoms in the fall of 2019, before any confirmed cases.
2. A lack of transparency concerning WIV gain of function research on RaTG13 or similar unpublished viruses dating back to 2016.
3. WIV classified research projects involving experimental laboratory animal studies in collaboration with secret Chinese military projects since 2017.

The statement concludes that China “continues today to withhold vital information that scientists need to protect the world from this deadly virus, and the next one” and “reiterates the importance of unfettered access to virus samples, lab records and personnel, eyewitnesses, and whistleblowers to ensure the credibility of the WHO’s final report” (United States Department of State, 202a).

The statements demand that WHO investigators must enjoy “complete, transparent access to the research labs in Wuhan, including their facilities, samples, personnel, and records” and that if the investigation into the origin of SARS-COV-2 is going to achieve public credibility, then:

*“WHO investigators must have access to the records of the WIV’s work on bat and other coronaviruses before the COVID-19 outbreak. As part of a thorough inquiry, they must have a full accounting of why the WIV altered and then removed online records of its work with RaTG13 and other viruses.”* (United States Department of State, 202b).

In light of the above, the authors of this report propose nothing more nor less than a transparent and open investigation into the activities of laboratories in Wuhan in order to ascertain whether or not SARS-COV-2 emerged due to their sampling of bat *betacoronaviruses* and experiments performed on these deadly pathogens over the last decade at BSL laboratories in China and the USA.

## **B. PROPOSED INVESTIGATION**

### **1. FBI HANDBOOK SUGGESTIONS**

In the 2011 and 2018 FBI, CDC and DOJ handbook used by the FBI's WMD Directorate, WMD Biological Countermeasures Unit and WMD Operations Unit, essential elements of any criminal investigate procedure necessary in the event of bioterrorism include gathering of evidence, chain of custody issues, the need for authenticated original documents and accurate translations thereof, as well as witness statements. (DOJ & FBI, 2011, p. 33). The handbook emphasizes that while investigating bioterrorism, investigators are unable to predict exactly which "nuance or piece of information will be the crucial break needed to identify, arrest, and convict those responsible for the criminal act" (DOJ & FBI, 2011, p. 36). Thus, especially in the case of a foreign country such as China, intelligence gathering and secure storage of a wide range of data is of the utmost importance.

In "A Guide to Investigating Outbreak Origins: Nature versus the Laboratory", Dr. Richard Pilch , Director of the CBWN Program at the James Martin Center for Nonproliferation Studies (CNS) at MIIS and Filipa Lentzos warn of the growing danger of laboratory accidents due to the expansion of BSL Laboratories and the increase in "higher risk experiments". They conclude that "a deliberate biological attack may resemble an outbreak of natural or accidental origin, and a natural or accidental outbreak may be misattributed as an attack" Pilch et al. (2020).

## 2. INVESTIGATION METHODOLOGY

In their recent paper (Pilch et al., 2020) propose a step-by-step methodology to investigate the origins of SARS-COV-2, which is rooted in tried and trusted epidemiological principles based on case studies of previous outbreaks, namely: the 1979 anthrax outbreak in Sverdlovsk, the 1993 hantavirus outbreak in the US and the 2007 Foot-and-mouth disease at the Pirbright Institute in the UK in 2007. Based on these cases, Pilch et al. (2020) break down the methodology needed to investigate outbreak origins, into the following discrete steps, illustrated in Figures 1 and 2 below:

- Descriptive and Analytical Epidemiology
- Assessment of the “Epidemiological Triangle” and the Genome itself
- Further Analysis of Samples
- Assessment of the overall Laboratory Risk by determining:
  - ✓ the aims of the laboratory research,
  - ✓ samples or specimens stored at the laboratory
  - ✓ the nature of any high risk experimental studies



## Step 1. Descriptive Epidemiology

- Multiple, geographically-dispersed index cases are identified
- Infecting agent is a traditional biological warfare agent
- Infecting agent is unusual for location or time of year
- Symptoms are unusual or unexpected (e.g., pulmonary symptomatology)
- Animal populations are affected in concert with humans
- Animal effects are unusual or unexpected for the species

## Step 2. Analytical Epidemiology

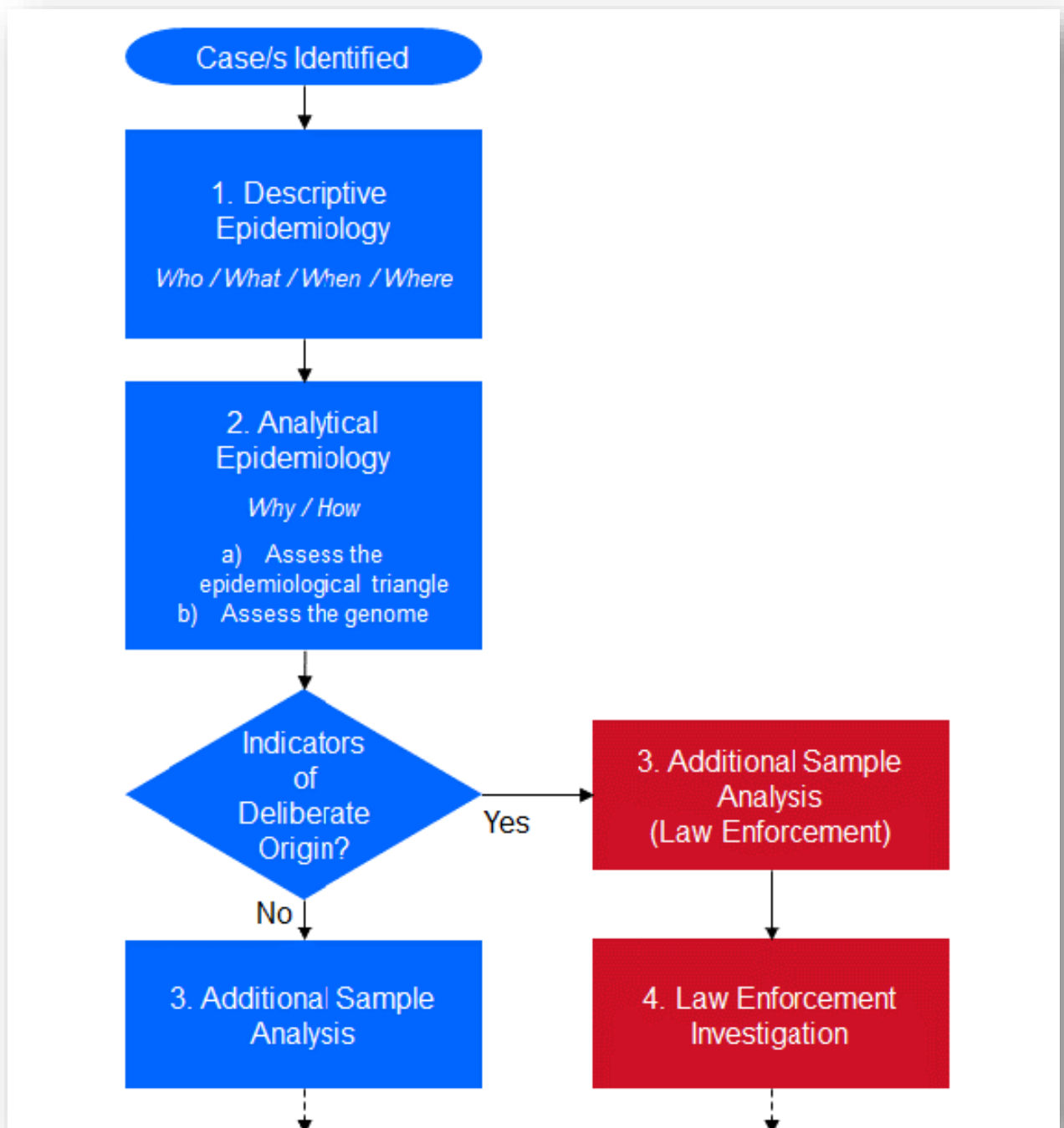
### (a) Epidemiological Triangle Assessment

- Lack of recognizable animal-human interface  
(e.g., exposure to sick animal, tick bite)
- Epidemiological traceback of multiple cases to a common location or exposure

### (b) Genome Assessment

- Infecting agent genome matches known weapons strain
- Infecting agent genome displays “frozen evolution”
- Infecting agent genome has been engineered / edited

**Figure 1:** Investigation Methodology A (Page 22). (Pilch et al., 2020)



**Figure 2.** Investigation Methodology B (Page 23) (Pilch et al., 2020).

Once the overall laboratory safety profile has been determined, investigation would proceed to On-Site Laboratory Assessment in order to assess the probability of a deliberate outbreak versus an accidental one. Pilch et al. (2020) conclude that if the Laboratory Risk Assessment shows the need for deeper investigation, then a “comprehensive onsite assessment” would be required in line with WHO International Health Regulations (IHR) 2.0 policies.

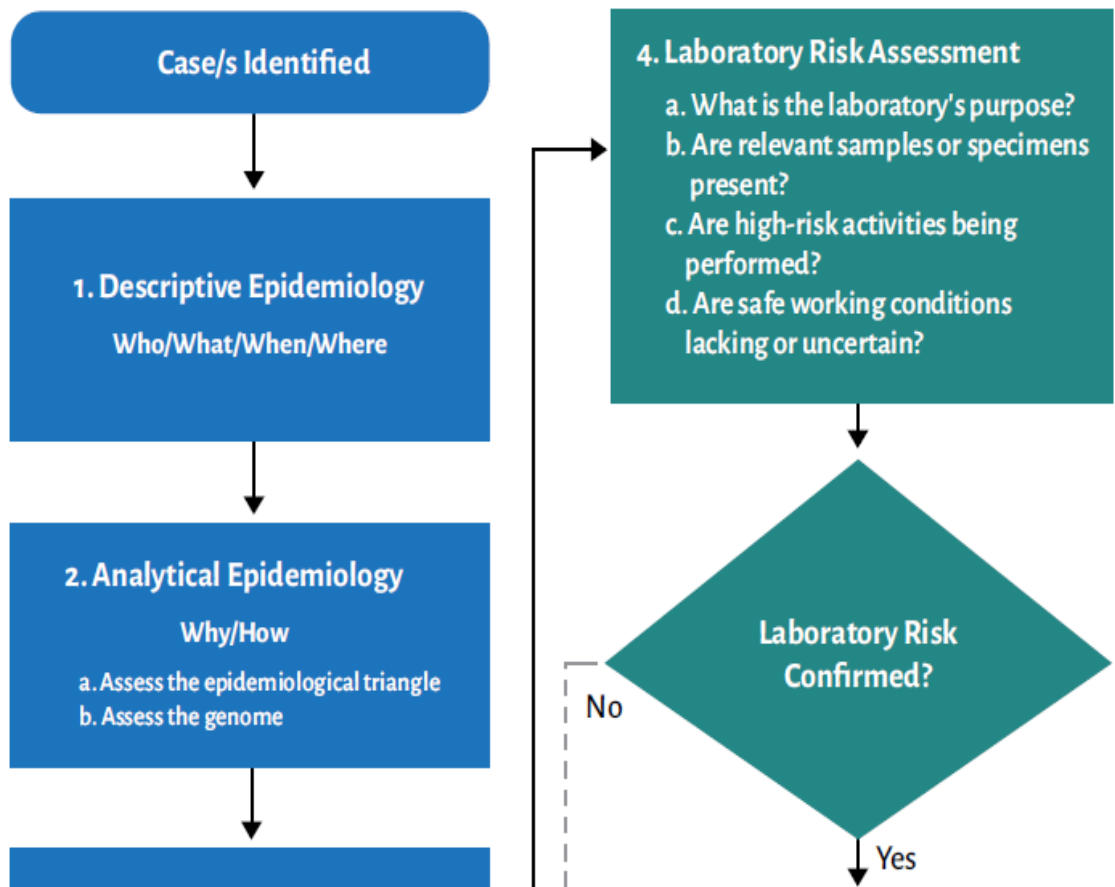
This would involve unrestricted access by an international investigative team to the laboratory in question, its safety records and its staff, including details of ‘sample receiving and accessioning logs’ (Pilch et al., 2020). Further items to be investigated would include but not be limited to those illustrated in the following image from their recent report (Figure 3):

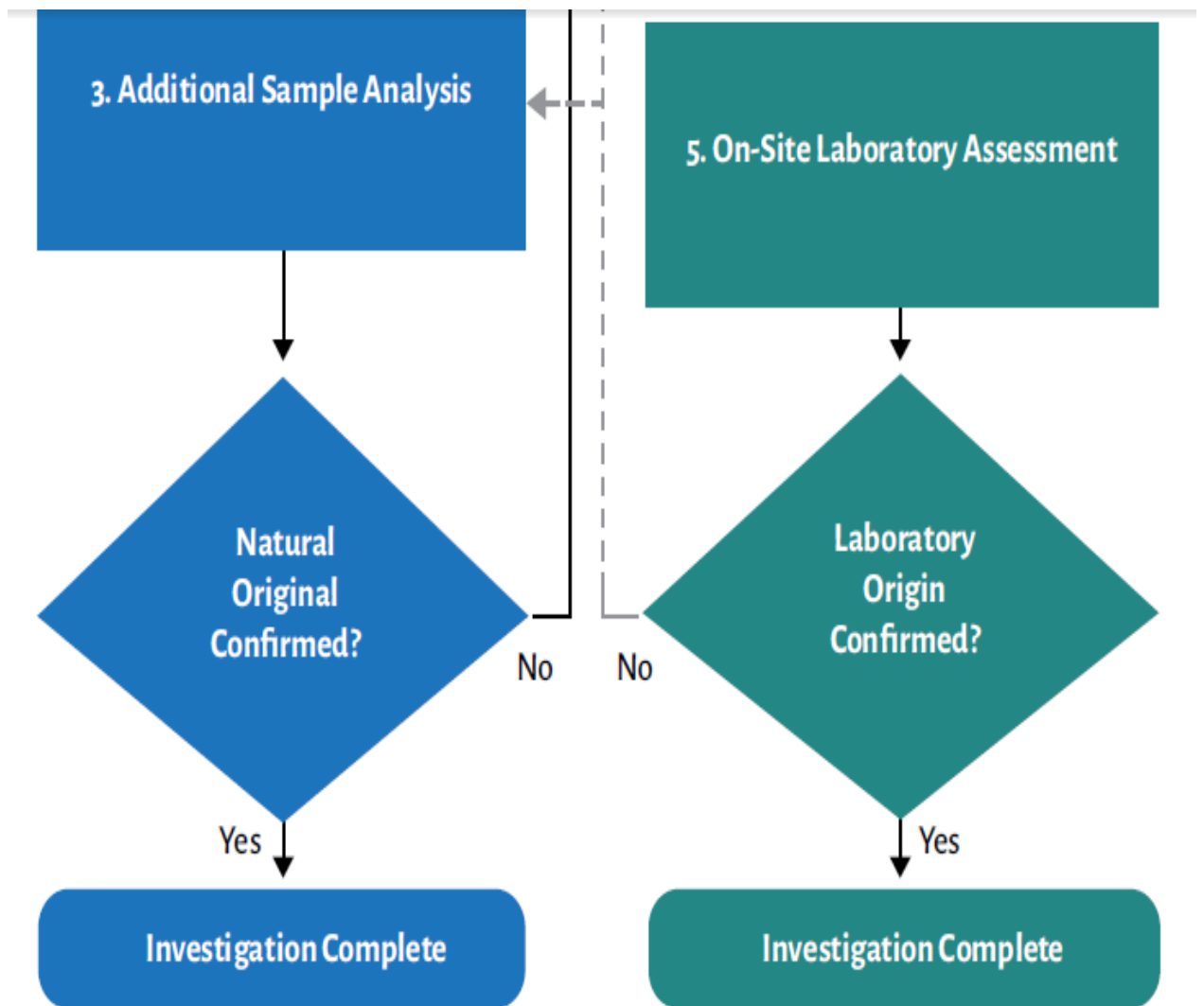
The onsite assessment would be expected to include the following activities:

- A review of the overall nature of the research and development program, including aims, objectives, and timelines
- A detailed review of sample receiving and/or accessioning logs, repository contents and strain passports, and sequence libraries
- A review of laboratory access and visitor logs (names, dates, and times)
- A comprehensive laboratory audit, including a review of employee training and performance records, standard operating procedures, and equipment and facility maintenance logs
- A comprehensive biosafety audit, including a review of laboratory and field risk assessments and biosafety protocols, employee medical surveillance and health and safety records, accident and near-miss records, and building automation system archives/alerts (if applicable)
- An animal care and use audit, including types of animals held, experimental and ethical considerations, and disposal procedures for experimental animals
- A biosafety inspection, including validation of biosafety cabinet performance, autoclave performance, laboratory decontamination, effluent decontamination, heating, ventilation, and air conditioning system performance, and building automation system performance (if applicable)
- Employee interviews and observation of regular work duties
- Sample collection from work surfaces, equipment, and—ideally—employees for subsequent analysis in a WHO-accredited laboratory.

**Figure 3:** Onsite Assessment (Page 19) (Pilch et al, 2020)

Overall, Pilch et al (2020) provide a clear and effective strategy for investigating a possible laboratory leak, whether accidental or deliberate from laboratories in Wuhan, as illustrated here: (Figure 4).





**Figure 4:** Investigation Flowchart: (Page 5) (Pilch et al, 2020).


### 3. BIOSAFETY QUESTIONNAIRE TOOLS

#### 4. FAO LMT

The FAO Food and Agriculture Organization of the United Nations (FAO) published a Laboratory Safety Mapping Tool (LMT) in 2016 that allows laboratory safety data to be captured by external investigators (Figure 5) or via independent self-assessment over 1-2 days (FAO, 2017).

### On-site LMT assessment protocols

- **Objective**
  - Understand the lab
  - Understand the staff
- **Time**
  - 1-2 days
- **Method**
  - Meetings with staff
  - Onsite lab visits
- **Output**
  - LMT assessments
  - Formal report



The composite image illustrates the on-site LMT visit process. The top-left photo shows a person on a ladder inspecting the exterior of a building, likely a laboratory. The top-right photo shows a group of people in a meeting, discussing the assessment. The bottom-right photo shows two people in lab coats in a laboratory setting, possibly discussing the assessment results.

**Figure 5:** On-Site LMT Visit (Blacksell, 2012)

For any forensic investigation of laboratories in Wuhan, these tools would be an excellent starting point to help map areas of concern. The first questionnaire to be used would

be the LMT Core tool (**Appendix 14: FAO Laboratory Mapping Tool-Core LMT-Core**) which would help to effectively evaluate the laboratory operation environment.

## **5. FAO LMT-S**

Secondly, the safety LMT module (Appendix 15: FAO Laboratory Mapping Tool-Safety Module LMT-S) focuses on the environmental safety of laboratories and the occupational risks.

Both of these questionnaires can be used either as a hand completed excel file (Figures 5b and 5c) or as a mobile application (Figures 5d and 5e) to generate a “map” of BSL risk factors (FAO, 2017).



FAO Lab-mapping-tool\_VELUPB2014\_Analysekwanda (2).xlsx

**FAO Laboratory Mapping Tool (LMT)** Excel file

A: Date: 09/09/2014 Name assessor A: Assessor's affiliation: NYL Self assessment: Y

B: Date: 06/07/2012 Name assessor B: R. Pin Diop Assessor's affiliation: FYI Self assessment: N

C: Date: 25/06/2014 Name assessor C: Laurence Micout Assessor's affiliation: FVI Self assessment: N

Laboratory: FAH Address/Contact details/phone: Rwanda

Lab affiliation:  Public Government  Private  University  Other Lab admin level:  Sub-national (District or Provincial)  National  Regional  Not applicable

Main lab activity:  Check how it OE and/or FAO or other Partners or Collaborating Control...

**For each of the 108 subcategories, one out of four options can be selected**

**Scores**

SELECT ONLY 1 OPTION per row THAT BEST DESCRIBES THE SITUATION and complete "Assessments Scores" for assessment C (Current assessment) scoring either 4, 3, 2 or 1 (there are 3 columns for 3 different assessments: previous A, previous B, current C), or check "no info" (column J) if not available.

If situation stands between two scores, please select one score and describe the reason for hesitation in the column for comments (column K).

If a given score is +1/-2 or 3 compared to the previous score, please provide a comment (column K).

**Scores for the 5 areas, the 18 LMT categories and an overall score will be automatically calculated and graphics generated in the "Summary"**

#	Category	Assessments scores				no info	no
		4	3	2	1		
1	Geographic location	Isolated compound outside of an residential area	Isolated compound in low population area	Single building in low population area	Building within residential area	4	0
2	Geographic location	Proper containment + good (24 h) + Restricted access to building by use of identity card (employment only)	Restricted access, doors are locked + guard at the entrance for 24 h	Doors are closed but not locked / low biosecurity level / guard is not always present	Easy access to laboratory compound even by visitors / stronger / doors are open / no guard present	0	2
3	Geographic location	Access to highway, airport, harbour or station within 30 minutes + helicopter service on-site	Access to highway, airport, harbour or station within 60 minutes	Access to road, but some distance limitations (traffic, road condition, flooding)	Regular limitations in access to transport means (traffic, bad road, airport in far)	4	4
4	Laboratory Budget	Lab is financially autonomous, lab funds from public sources or self-generated	Lab is almost financially autonomous, lab funds from public sources or self-generated (50%) + NGO development programme	Lab has no sufficient own budget (40%) activities dependent on development partners (40%)	Lab has no autonomous budget activities regularly rely on external funding sources	2	4
5	Laboratory Budget	Lab budget allows ample opportunity for research (10 publications/year) besides routine diagnostic activities	Lab budget allows a little research (1 to 10 publications/year according to the lab context), but mainly routine	Lab budget is insufficient for research, but results from ongoing work is published in national journals or in peer reviewed journals	No research activities, no publications	1	2

Figure 5b: FAO Laboratory Mapping Tool (LMT) (Blacksell, 2012)

# Example LMT Excel file

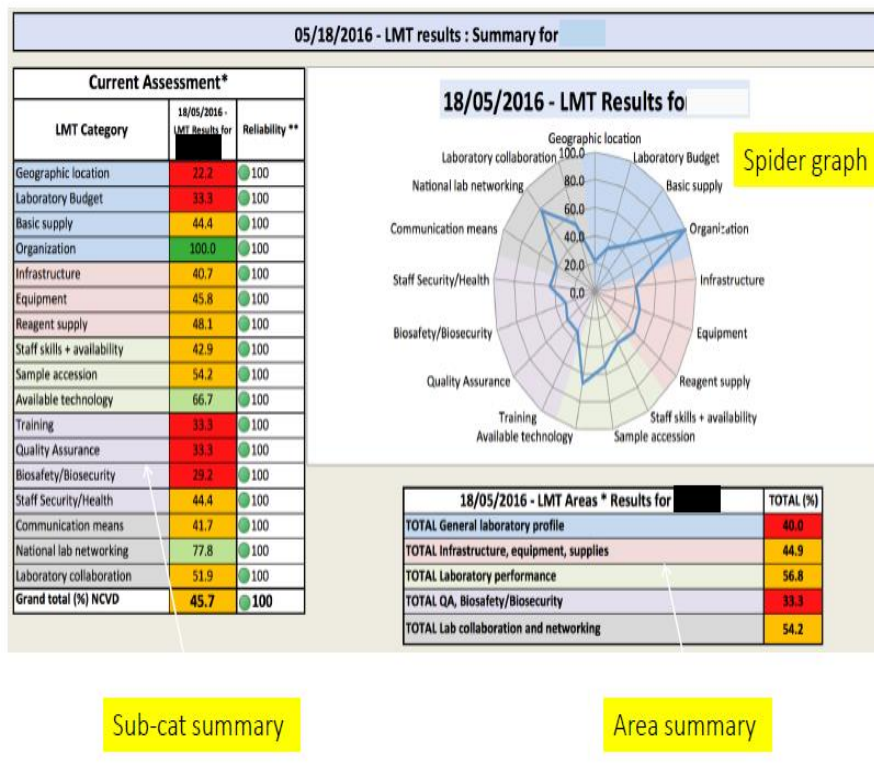


Figure 5c: “Map” generated from Excel LMT questionnaire (Blacksell, 2012)

## LMT App - Some screenshots

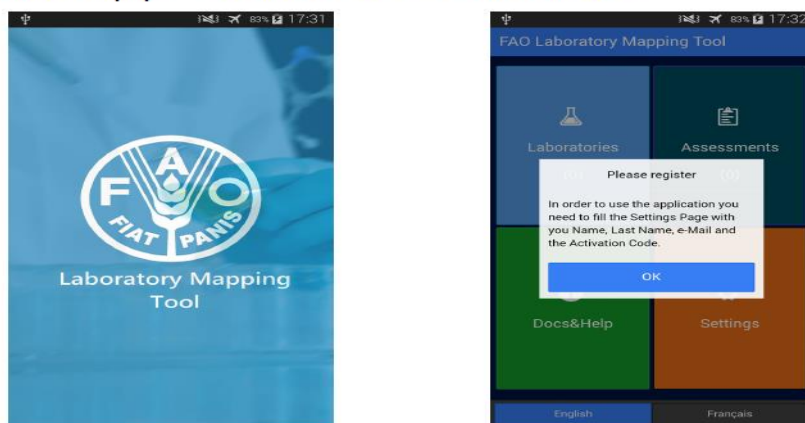
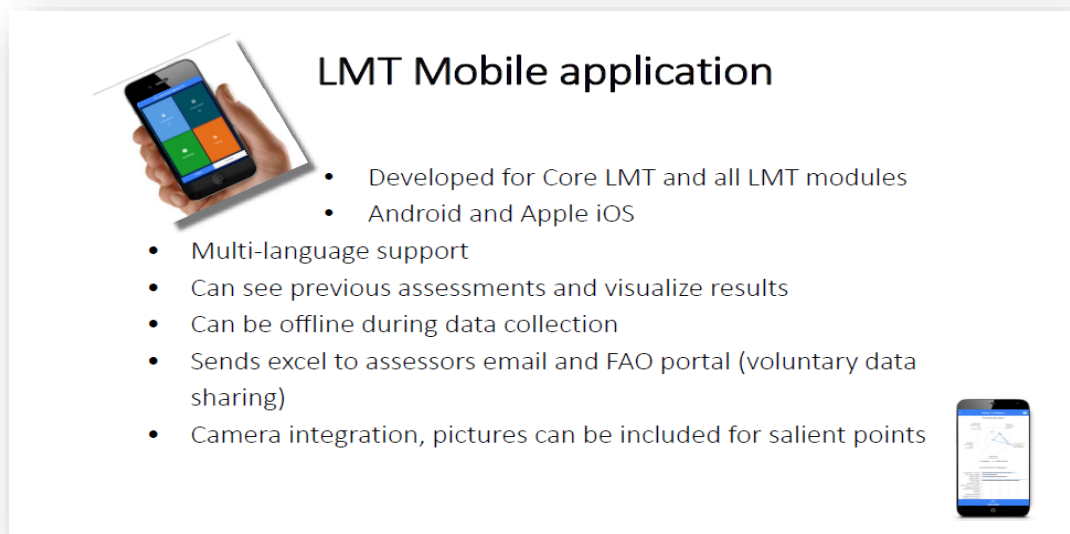


Figure 5d: Screenshots of the LMT Biosafety App (Blacksell, 2012)



**Figure 5e:** LMT Mobile Application (Blacksell, 2012).

## 6. QUANHDIP (ECL BIORISK)

Another useful laboratory biosafety assessment tool is called QUANDHIP (Appendix 13: Quality Assurance Exercises and Networking on the Detection of Highly Infectious Pathogens). This was based on input from 29 BSL3 laboratories and six BSL4 laboratories in Europe (Appelt et al, 2020). The questionnaire tool (**Appendix 13**) is designed to assess potential gaps that could lead to safety and security breaches at BSL Labs (Lloyd et al, n.d).

This “Integrated European Checklist for Laboratory Biorisk Management in Handling of High Consequence Risk Group 3 and 4 Agents” (ECL-Biorisk) checklist is freely available for download and use (EMERGE – QUANDHIP, 2016), and enables BSL3 and BSL4 laboratories to carry out an external or internal assessment of biocontainment requirements by checking ECL list items which cover dedicated to 14 Bio Risk categories (EMERGE – QUANDHIP, 2016):

“to identify risks and introduce infrastructure and operational controls that prevent unintentional and intentional release of pathogens” EMERGE - QUANDHIP. (2016)

## **7. EPIDEMIOLOGICAL ASSESSMENT TOOL**

Grunow & Finke (2002) also developed an epidemiological assessment tool to identify or rule out BW in the event of an unusual infectious disease outbreak, using specific criteria. Dembek et al, (2006) examine the Grunow & Finke (2002) epidemiological assessment tool, and discuss “epidemiological indicators that should be considered during outbreak investigations” and how to apply these indicators during:

- bioterrorism incidents
- accidental release of a pathogen
- outbreaks of infections alleged to have been deliberately initiated,

The assessment tool was designed to provide a retrospective epidemiological analysis of ‘unusual’ epidemics and the politico-military, socioeconomic, medical, epizootological, epidemiological and environmental situation in the outbreak region”. It also helps investigators evaluate the probability of a natural or artificial outbreak by analyzing the 11 listed criteria (Dembek et al, 2006). The 11 criteria to be evaluated are as follows (Grunow & Finke, 2020) and are quoted verbatim:

### **1. Biorisk.**

“Are BW agents available, with the means for distribution, and the will to use them? Or can an outbreak be explained by natural biological hazards?”

### **2. Biothreat.**

“Does a biological threat exist with a group possessing a BW agent and threatening to use it?”

### **3. Special aspects.**

“Is there plausible evidence of deliberate pathogen manipulation?”

### **4. Geographic distribution.**

“Is the disease’s geographic distribution probable given its locale? With the advent of a non-endemic pathogen, a thorough evaluation should include epidemiological, epizootic, ecological, microbiological and forensic analysis.”

### **5. Environmental concentration.**

“Is there a high environmental concentration of the pathogen?”

### **6. Epidemic intensity.**

“Is the course of illness relative to disease intensity and spread in the population expected in naturally occurring illness?”

### **7. Transmission mode.**

“Was the path of disease transmission naturally occurring? The appearance of a naturally occurring epidemic alone does not rule out deliberate use of a biological agent.”

### **8. Time.**

“Was the calendar time of the epidemic abnormal?”

### **9. Unusually rapid spread.**

“Was the spread of the epidemic unusually rapid?”

## **10. Population limitation.**

“Was the epidemic limited to a specific (target) population? (If certain individuals had forewarning of a BW attack, they might protect themselves, as compared to naïve target populations.”

## **11. Clinical.**

“Were the clinical manifestations as expected for the disease?”

During the initial stage of any forensic investigation into laboratories in Wuhan, all four of the evaluation tools mentioned above (FAO LMT, FAO LMT-S, QUANDHIP –ECL BioRisk, The Grunow & Finke (2002) epidemiological assessment criteria) would be useful adjuncts to the proposed investigation methodological framework developed by Pilch et al. (2020).

## **8. QUALITY CONTROL AND ASSURANCE ASSESSMENT**

Specifically, the putative laboratory leak or lab acquired infection hypothesis can best be explored by getting access to the Human Resources (HR) files of the employees, blood samples of laboratory workers for antibody tests, and the laboratory supply records and their relationship to the Wuhan Laboratories.

As the Wuhan Institute of Virology enjoyed funding from the NIH, it is also important to closely investigate any electronic or written communication between them relating to any reports of problems of cell contamination, infections or accidents involving laboratory staff. Generally speaking, internal Chinese language documents between the WIV and the WCDC or CCDC or other Chinese authorities will need to be carefully inspected for similar issues. For example:

- Monthly reports
- Project reports
- Status updates
- Project proposals
- Lab notebooks
- Safety audit reports
- Safety incident reports
- Safety procedures.
- Inventory list of pathogens
- Environmental audit reports
- Environmental incident reports
- Facilities improvement projects
- Accident notification protocols
- Emergency procedures and notifications
- Facilities and equipment maintenance logs and records
- Purchasing records by department for supplies, for example, PCR oligonucleotides
- Purchasing records by department for new equipment, such as HEPA filters

Another possible avenue of investigation would be to look into funding trends at Wuhan Laboratories since their certification at BSL1-2-3-4 levels and if there was any significant decrease in funding which may in turn have affected the proper safety functions while conducting research into coronaviruses for vaccine production up to 2019. This could be via records obtained from the Chinese Academy of Science ARP integrated financial system and the government accounting system (WHIOV, 2019c).

A complete investigation would need to ascertain if anyone brought cell cultures from the USA to China or vice versa with the purpose of producing a vaccine for SARS. It would also need to determine if something went wrong in the cell lines during advanced vaccine production. A thorough investigation would also need to determine if scientists at Wuhan Laboratories become aware of such irregularities and neglected to report them due to fear of punishment by Chinese authorities or fear of losing funding for their laboratories.

## **9. UTILITY RECORDS (WATER AND ELECTRICITY)**

It will also be important to obtain a detailed record of water and electricity services at the Wuhan Laboratories since that would reveal useful information about the proper use of the BSL-1-2-3-4 laboratories when staffs were at work or off work. Laboratory equipment such as autoclaves, incubators, PCR machines, etc., usually will be in use even when the staff is not at work. According to the proposed use, some pathogens required overnight incubation periods, and laboratory freezers and refrigeration need to be set at different temperatures (i.e., reagents or vaccines). As is the case with viral vaccines, they need to be appropriately stored in refrigerators to maintain product quality (Driggers, 2019; Parker, 2011). For more information about quality control, see (FDA ORA, 2019; WHO, 2014; Pharmaceutical guidelines, n.d; US Department of Health and Human Services, 2009; American Society for Microbiology, 2009; CDC/NIH, 2020)



## **10. PHONE RECORDS AND EMAILS**

Additionally, the investigation should check all phone records and emails to determine whether normal functions were ever interrupted for safety events inside the laboratories dealing with research into coronaviruses. Indeed, according to a report posted by NBC News Investigations (2020) which analysed Wuhan cell phone data, it has been suggested that an October shutdown at the Wuhan Institute of Virology BSL3 or 4 Laboratories may have occurred, possibly due to a laboratory incident (Dilanian, Arrow, Kuben, Lee, Jones & Bodo, 2020).

The report published by the NBC News Verification Unit and based on commercially-available location data, claimed that there was no mobile phone activity in a high-security portion of the Wuhan Institute of Virology between October the 7<sup>th</sup> and October the 24<sup>th</sup> 2019. The report concludes that a 'hazardous event' may have taken place there between October 6<sup>th</sup> and October 11<sup>th</sup> 2019 (Shen, 2020).

It is indeed fortunate that in the USA, FOIA requests can be made and as mentioned earlier in this report, email communications from Peter Daszak have been released showing that he acted with a certain lack of integrity when inviting other scientists to sign a public letter to the Lancet condemning so-called conspiracy theories about laboratory leaks (Malkan, 2020; Suryanarayanan, 2020b).

Furthermore, some “Letters of Preservation” already have been issued to scientists involved in collaboration with WIV and more will be issued in the coming weeks:

(See **Appendix 8 - PROPOSED RECIPIENTS of LETTERS of PRESERVATION**).

It is also recommended that researchers working for EcoHealth Alliance, such as Peter Daszak, Jonathan Epstein, Kevin Olival, William Karesh, Tracy Goldstein, Alice Latinne, be invited to answer questions about their collaboration with WIV and asked to hand over their digital devices for inspection and analysis by forensic experts.

Unfortunately, such transparency is inconceivable under the current regime in China, so access to servers and the personal computers and mobile phones of Chinese researchers will be a necessary task, whether remotely or physically (Ferran & Fujita, 2013; Hsu, 2014; Reuters, 2014) to facilitate a complete and effective investigation (Gartland, 2020; Greenwald, 2014)

Specifically, as many of the Chinese researchers mentioned in this report travel abroad to international conferences, it is recommended that their digital devices be examined on entry to the USA or other countries and that they be questioned about their research activities prior to the outbreak in Wuhan. Some names of interest can be found in **Appendix 8 (Letters of Preservation)**, which include on the Chinese side:

- Changchun Tu (Nanjing Military Command Laboratory)
- Zhengli Shi (WIV)
- Peng Zhou (WIV)
- George Gao Fu (CCDC)
- Professor Zhang Yongzhen (Fudan - Shanghai)
- Tian Jun-Hua (WCDC)
- Ge Xing Yi

## 11. AUTOCLAVES AND DISINFECTANT RECORDS

Other important requirements for any investigation would be to collect photographs and written protocols of how employees carried out molecular biology procedures under BSL (levels 1-4), and to evaluate the use of autoclaves, including purchasing and maintenance records and the records of electrical services during work hours at the Wuhan Laboratory.

A further avenue of investigation would be to investigate the supply chain of laboratory disinfectants such as Microchem Plus to evaluate if they were diluted by suppliers, as occurred in Romania with Hexi Pharma SRL which closed after the Bucharest Colectiv fire because of diluted disinfectants during 2015-2016 (Andreea, 2020). It was found that Hexi Pharma had diluted the active ingredient in least ten specific products by up to 90% in some cases compared to the details printed on the labels (Saddar, 2016).

The Wuhan Institute of Virology recommended the use of Micro-Chem Plus at 5% dilution, which is in line with international standards, as observed in a 2018 paper co-authored by Zhengli Shi "Evaluation of MICRO-CHEM PLUS as a Disinfectant for Biosafety Level 4 Laboratory in China" (Zhang et al., 2018). In fact, the researchers tested Micro-Chem Plus as a method for both infectious liquid waste treatment before autoclaving and shower cycle decontamination of their BSL4 positive pressure suits, using Bat Sars-Like Coronavirus WIV-1 absorbed into filter paper as a test pathogen (Zhang et al, 2018).

The reason the researchers tested Micro-Chem Plus was possibly due to the one year delay in the inauguration of the WIV BSL4 Laboratory, after a French Investigation (Izambard, 2020) discovered safety issues involving disinfectants before its opening:

"Inauguration of WIV P4 Lab was delayed from 2016 to 2017 due to use of bleach in decontamination showers by WIV staff, making it necessary to repair the stainless steel materials affected by corrosion" (Izambard, 2020).

As mentioned above, from 2018 to 2020, WIV was using Micro-Chem Plus in its BSL3 and BSL4 Labs based on recommendations by Professor Shi in her 2018 paper (Zhang et al., 2018), which is generally in line with best practices at US BSL3 and BSL4 Labs (Klaponski et al, 2011; Parkes et al, 2103) where it is also used for chemical shower decontamination and in “dunk tanks”, for example at the Fort Detrick ABSL-4 (Lackemeyer et al, 2014) and at the National Emerging Infectious Diseases Laboratories (NEIDL) BSL4 at Boston University (Henderson & Mellouk, 2014). Micro-Chem Plus was not however licensed for use in Europe or the UK at the time (Parkes et al, 2013).

A more detailed discussion of Micro-Chem Plus and problems with disinfectant use in BSL Laboratories is included in another section of this report which will be published in due course. However, suffice to say that the use of Micro-Chem Plus in BSL4 Laboratories was certainly not the panacea that WIV considered it to be and can be plausibly be considered one of the possible causes for a laboratory leak.

In fact, WIV appears to have become aware of the problems with using Micro-Chem Plus in 2020 when they filed for a patent, “CN112262846A”, on the 13<sup>th</sup> of November 2020, with the title “Object surface disinfectant for high-grade biosafety laboratory and preparation method thereof”. This patent proposes a new disinfectant formula designed to specifically address a series of observed problems at their BSL3 and BSL4 Laboratories, including “solving corrosion issues which led to leaks of pathogens” (Google Patents, 2020a).

## Object surface disinfectant for high-grade biosafety laboratory and preparation method thereof

### Abstract

The invention discloses a material surface disinfectant for a high-grade biosafety laboratory and a preparation method thereof. The physical surface disinfectant not only has a killing effect on highly pathogenic microorganisms such as Ebola virus, SARS coronavirus, novel coronavirus, AIDS virus and the like, but also obviously reduces the corrosion effect of the disinfectant on metal, particularly stainless steel by adding nano magnesium into the disinfectant, thereby avoiding biological safety accidents caused by the leakage of the highly pathogenic microorganisms after metal components of biological safety protection facility equipment in a high-grade biological safety laboratory are corroded, simultaneously reducing the aggregation of the nano magnesium by magnetizing the nano magnesium in the disinfectant to enable the nano magnesium to have magnetism, finally forming a stable dispersion system in the disinfectant, obviously increasing the stability of the disinfectant during storage, and keeping the metal corrosion prevention effect of the disinfectant.

CN112262846A

China

[Download PDF](#) [Find Prior Art](#) [Similar](#)

Other languages: [Chinese](#)

Inventor: [吴佳](#), [袁志明](#), [唐浩](#), [刘军](#), [秦颖](#), [刘毅](#), [王林](#)

Worldwide applications

2020 - [CN](#)

Application CN202011271611.1A events 

**Figure 6a:** Patent CN112262846A “Object surface disinfectant for high-grade biosafety laboratory and preparation method thereof” (Google Patents, 2020a).

The patent was filed by the following scientists at WIV:

Wu Jia, Yuan Zhiming, Tang Hao, Liu Jun, Qin Hao, Liu Yi and Wang Lin

Investigators should ensure that they are questioned closely on the research which led up to the filing of this patent with particular attention being paid to reports on corrosion and failure of HEPA filters at WIV laboratories, relevant photographic evidence, microscope analysis, as well as other safety incident reports..

CN112262846A  
China

Download PDF Find Prior Art Similar

Other languages: [Chinese](#)

Inventor: 吴佳, 袁志明, 唐浩, 刘军, 秦颢, 刘毅, 王林

Worldwide applications

2020 - [CN](#)

Application CN202011271611.1A events [?](#)

2020-11-13 • Application filed by 中国科学院武汉病毒研究所, 朗力生物医药(武汉)有限公司

2020-11-13 • Priority to CN202011271611.1A

**Figure 6b:** Patent CN112262846A “Object surface disinfectant for high-grade biosafety laboratory and preparation method thereof” (Google Patents, 2020a).

This patent is worth examining in some detail as it reveals some quite startling facts:

### 1. Abstract (Google Patents, 2020a)

“The invention discloses a material surface disinfectant for a high-grade biosafety laboratory and a preparation method thereof. The physical surface disinfectant not only has a killing effect on highly pathogenic microorganisms such as Ebola virus, SARS coronavirus, novel coronavirus, AIDS virus and the like, but also obviously reduces the corrosion effect of the disinfectant on metal, particularly stainless steel by adding nano magnesium into the disinfectant, **thereby avoiding biological safety accidents caused by the leakage of the**

**highly pathogenic microorganisms after metal components of biological safety protection facility equipment in a high-grade biological safety laboratory are corroded.”**

## **2. Detail** (Google Patents, 2020a)

“in the existing disinfectants, the disinfectants with low corrosivity to metals such as stainless steel and the like have poor disinfection effect, cannot be used in high-grade biosafety laboratories due to the fact that highly pathogenic microorganisms cannot be completely killed, and the disinfectants with killing effects on the highly pathogenic microorganisms have different degrees of corrosion effects on the metals such as the stainless steel and the like, and **can cause the corrosion of metal components such as the stainless steel and the like after long-term use, so that the biosafety protection effect of the facility equipment is reduced, the service life of the facility equipment is shortened, economic loss is caused, and even the highly pathogenic microorganisms are caused to escape into the external environment of the laboratory, and further the loss of lives and properties of people is caused, and serious social problems are brought.** Therefore, it is necessary to develop a disinfectant which can effectively kill highly pathogenic microorganisms and has no corrosivity or low corrosivity on metals such as stainless steel, and the like.”

## **3. Technical problem to be solved** (Google Patents, 2020a)

“**Aiming at the defects of the prior art,** the invention provides a material surface disinfectant for a high-grade biosafety laboratory and a preparation method thereof. The disinfectant not only solves the high-efficiency killing effect on highly pathogenic microorganisms, **but also solves the problems that the existing disinfectant has strong corrosivity on metal, particularly stainless steel materials, reduces the integrity of high-**

level biosafety laboratory facilities and equipment, and causes biosafety accidents caused by the leakage of the highly pathogenic microorganisms.”

**4. Advantageous effects** (Google Patents, 2020a)

- “The corrosivity of the disinfectant on metal, particularly stainless steel materials, can be obviously reduced”
- “The integrity of high-grade biosafety laboratory facility equipment is protected”
- **“The leakage of highly pathogenic microorganisms is avoided”**
- **“Further biosafety accidents are avoided”**

The WIV environmental assessment report (see Appendix 2 - Wuhan Institute of Virology Environmental Assessment Report) shows that Micro Chem Plus was adopted as the chemical bath agent for BSL-4 entry and exit in 2018.

2018年5月28日-29日，中国科学院武汉国家生物安全实验室项目实验室以及环保设施正常运行。  
动物房内饲养动物数量：兔子30只。

表1 项目生产负荷统计一览表

实验室类别	实验项目	主要使用试剂
BSL-4	高致病病毒感染实验	细胞培养基、胎牛血清、医用酒精、84消毒液、MicroChemPlus 消毒液、过氧化氢、甲醛
BSL-3	高致病细菌与病毒感染实验	细胞培养基、胎牛血清、医用酒精、84消毒液、过氧化氢、甲醛
	细胞培养、直核蛋白表达、低	细胞培养基、胎牛血清、尿田

Cell culture medium, fetal bovine blood cleansing, medical alcohol, 84 disinfectant, MicroChemPlus disinfectant, hydrogen peroxide, formaldehyde

**Figure 7:** Wuhan Institute of Virology Environmental Assessment Report (Appendix 2)

Another question that would need to be clarified during any forensic investigation would be regarding the frequency of HEPA filter replacement at Wuhan laboratories. From the data regarding tenders, WIV had one hazardous waste class, “used HEPA filters”, so they



seem to have been replaced once a year, as the filters are relatively costly. Although WIV replaced HVAC, some documents refer to “maintenance” of HEPA filters rather than replacement which would be a safer method.

Furthermore, investigators should be given full access to any obsolete fixed assets disposed of by WIV in 2020, especially for testing of corroded HEPA filters and other laboratory equipment. On January 8<sup>th</sup>, 2020, the WIV announced a tender for the “**Recycling and Disposal of the First Batch of Obsolete Fixed Assets in 2020 by Wuhan Institute of Virology, Chinese Academy of Sciences**” (WHIOV, 2020):

*“The Wuhan Institute of Virology now needs to recover and dispose of a batch of scientific research and office equipment. Recycling companies with relevant qualifications are invited to participate in the quotation. The first package: a batch of scientific research and office equipment in Xiaohongshan Park. The second package: a batch of scientific research and office equipment in Zhengdian Park”* (WHIOV (2020).

In light of the above, investigators should interview “Teacher Zhang” (Xiaohongshan Park. Tel: 027-87199190) and “Teacher Jin” (Zhengdian Park. Tel: 027-51861006) who were in charge of WIV asset disposal and obtain a complete list of items disposed of to cross check with the records of the waste disposal company awarded the contract, probably Hanshi Environmental Engineering Co., Ltd (Xinhua, 2020), which was the only company permitted to dispose of medical waste in Wuhan (Cao, 2020; Li, 2020).

## **12. LABORATORY CONTAMINATION MONITORING**

Prevention of contamination is adversely affected by inherent limitations in the accurate detection of contamination via PCR testing, which is both time consuming and often

fails to identify unknown pathogens (Xiao et al., 2019). Thus, Xiao et al. (2019) recommend the use of next generation sequencing (NGS) to effectively and accurately monitor the presence of both known and unknown viruses in laboratories.

If Wuhan laboratories subject to investigation used next generation sequencing routinely to monitor contamination in their laboratories, then electronic records will be available for investigators to query either remotely or in situ.

Regarding next generation sequencing (NGS), WIV must provide documentation on all data handling and storage, including but not limited to interpreted variant call files, .bam, .fastq and .vcf files, in order to facilitate reanalysis of primary data (Australia - Department of Agriculture, 2020).

### **13. ILLUMINA MACHINE CROSS CONTAMINATION**

Contamination of reagents and cross contamination across samples is of course a long-recognized issue in laboratories. Massive sequencing projects and databases based on next-generation sequencing (NGS) suffer even more from contamination issues as contaminant sequence reads are often buried in the sample reads, making them hard to detect and eliminate. Because NGS library construction protocols often use multiple PCR amplification steps, which create high concentrations of DNA, contamination increases (Ballenghien et al., 2017).

The presence of contaminating organisms in high throughput sequencing data can take place via “upstream contamination” of the tissue samples themselves before being processed in the laboratory, or “downstream contamination” caused by environmental contamination during laboratory processing of the same samples (Sangiovanni et al, 2019).

Besides contamination within samples, there may also be cross-contamination among samples. Ballenghien et al (2017) showed that it is essential to analyze NGS datasets for contamination given their findings that “the vast majority of cross-contamination events are ascribable to sequencing centres”. This kind of laboratory specific contamination has been clearly demonstrated in sequencing centres, revealing “specific signatures of contaminating genomes as ‘time stamps’” (Tae et al, 2014).

Analysis of the “unmapped reads” can often detect novel viral sequences which are “hidden by common contaminants of NGS experiments” (Laurence et al, 2014). A case in point would be the Bangladeshi Nipah Strain contamination found in some early Wuhan covid-19 patient samples (Chakraborty, 2020) obtained from Wuhan Jinyintan Hospital, by WIV, as discussed earlier in this report.

Ballenghien et al (2017) describe contamination occurring from unexpected viral infection of cell lines, as was the case with xenotropic murine leukaemia virus-related virus (XMRV) in human prostate cell lines. The virus infected other cell lines in culture but without “overt phenotypes”, thus giving rise to undetected contamination of cell lines.

Contamination may also occur unexpectedly during the sequencing process, due to the increased sensitivity of cutting edge sequencing technology which allows even small amounts of contaminating nucleic acids to show up in processed datasets (Ballenghien et al, 2017).

Regarding contamination at sequencing centres, Robinson et al (2017) demonstrated that bacterial species detected from RNA and DNA sequencing were associated with specific sequencing centers.

After HeLa-derived human papillomavirus 18 (H-HPV18) was discovered in non-cervical cancer samples in TCGA RNA-seq, Selitsky et al (2020) decided to use virus detection software “VirDEtect” to evaluate this H-HPV18 contamination by looking at laboratory processing variables including time of sequence generation.

Ballenghien (2017) investigated the prevalence of cross-contamination among samples from different species of animals processed in the same laboratory involving subcontracted transcriptome sequencing. They found that 80% of samples from a large-scale sequencing experiment had evidence of cross-contamination from the sequencing centre where libraries were constructed involving PCR amplification:

“we identified a minimum of 782 events of between-species contamination, with approximately 80% of our samples being affected. An analysis of laboratory metadata revealed a strong effect of the sequencing center: nearly all the detected events of between-species contamination involved species that were sent the same day to the same company” (Ballenghien, 2017)

Contamination may take place either during several different processes, including “the library preparation stage through physical transfer of material” and the sequencing stage “through mis-tagging, when the identifier assigning a read to its source sample is in error” (Ballenghien, 2017).

In a recent study by Abouelkhair (2020), next-generation sequencing data from SARS-CoV-2 infected patients was downloaded from the NCBI SRA datasets and subjected to fastv and Kraken 2 analysis:

*“sequence data analysis was performed on public Illumina HiSeq/MiSeq libraries from the NCBI SRA database (Bioproject PRJNA605983) sequenced from bronchoalveolar lavage fluid from five patients (WIV02, WIV04, WIV05, WIV06, and WIV07) with pneumonia at the early COVID-19 outbreak in Wuhan, China”*

Abouelkhair (2020) detected multiple non-SARS-CoV-2 genome sequences in the early Wuhan COVID-19 patient BALF samples:

Nipah virus

Influenza type A (H7N9) virus

Human immunodeficiency virus

Rhabdovirus

Human metapneumovirus

Human adenovirus

Human herpesvirus 1

Coronavirus NL63

Parvovirus

Simian virus 40

Hepatitis virus

Although some of these non-SARS-CoV-2 sequences are indeed evidence of co-infections in the patients, in several cases they were interpreted erroneously as such.

For example, the Nipah sequences detected in the patient's BALF, only appear in the metagenomes from a distinct cluster of runs (122-125) on the Illumina HiSeq 3000, not from the Illumina MiSeq, which tends to imply lab contamination, as can be seen in Figure 8 below.

The samples were listed in two separate groups, with the alleged co-infections only appearing from one group, again suggesting laboratory contamination involving fragments of cloned virus which remained attached to the clones,

Group 1. WIV02, WIV04, WIV06, WIV07

Group 2. WIV02-2, WIV04-2, WIV05, WIV06-2, WIV07-2

SRA	Instrument	Run	Name								
SRX7730885	Illumina MiSeq	SRR11092058	WIV02	ICU4G	S1	L001		R1	001	fastq	
SRX7730885	Illumina MiSeq	SRR11092058	WIV02	ICU4G	S1	L001		R2	001	fastq	
SRX7730886	Illumina MiSeq	SRR11092057	WIV04	ICU6G	S2	L001		R1	001	fastq	
SRX7730886	Illumina MiSeq	SRR11092057	WIV04	ICU6G	S2	L001		R2	001	fastq	
SRX7730887	Illumina MiSeq	SRR11092056	WIV06	ICU9G	S3	L001		R1	001	fastq	
SRX7730887	Illumina MiSeq	SRR11092056	WIV06	ICU9G	S3	L001		R2	001	fastq	
SRX7730879	Illumina MiSeq	SRR11092064	WIV07	ICU10G	S4	L001		R1	001	fastq	
SRX7730879	Illumina MiSeq	SRR11092064	WIV07	ICU10G	S4	L001		R2	001	fastq	
SRX7730880	Illumina HiSeq 3000	SRR11092063	WIV02-2	v300043428		L04	121			1	fq
SRX7730880	Illumina HiSeq 3000	SRR11092063	WIV02-2	v300043428		L04	121			2	fq
SRX7730881	Illumina HiSeq 1000	SRR11092062	WIV04-2	v300043428		L04	122			1	fq
SRX7730881	Illumina HiSeq 1000	SRR11092062	WIV04-2	v300043428		L04	122			2	fq
SRX7730882	Illumina HiSeq 3000	SRR11092061	WIV05	v300043428		L04	123			1	fq
SRX7730882	Illumina HiSeq 3000	SRR11092061	WIV05	v300043428		L04	123			2	fq
SRX7730883	Illumina HiSeq 3000	SRR11092060	WIV06-2	v300043428		L04	124			1	fq
SRX7730883	Illumina HiSeq 3000	SRR11092060	WIV06-2	v300043428		L04	124			2	fq
SRX7730884	Illumina HiSeq 3000	SRR11092059	WIV07-2	v300043428		L04	125			1	fq
SRX7730884	Illumina HiSeq 3000	SRR11092059	WIV07-2	v300043428		L04	125			2	fq
SRX7730880	Illumina HiSeq 3000	SRR11092063	WIV02-2	v300043428		L02	126			1	fq
SRX7730880	Illumina HiSeq 3000	SRR11092063	WIV02-2	v300043428		L02	126			2	fq
SRX7730881	Illumina HiSeq 1000	SRR11092062	WIV04-2	v300043428		L02	127			1	fq
SRX7730881	Illumina HiSeq 1000	SRR11092062	WIV04-2	v300043428		L02	127			2	fq

**Figure 8:** Illumina MiSeq and HiSeq Runs for Patient Sample Numbers. Source:

Francisco de Asis de Ribera Martin.

The same principle discussed above also holds true for the “Adenovirus vaccine genetic sequences” found by Quay (2021) in early patient samples from five Wuhan covid-19 patients collected in December 2019 and sequenced by the Wuhan Institute of Virology using the Novogene Illumina Sequencing machine (Quay, 2021). On further analysis it was discovered that the adenovirus itself was probably not in the patients, but rather the result of laboratory contamination, as it was only found in the datasets from one of the two laboratories (Figure 9).

Adenovirus sequences detected	GenBank URL	GenBank Biosample URL	GISAID ID	CoV-2 Isolate	Sequencing Institution	Clinical Information from GISAID
>100	<a href="#">SRX7730879</a>	<a href="#">SAMN14082200</a>	EPI_ISL_402130	WIV07; Lineage B; mutations NSP3 D1761A, NSP4 T327I; passage original	Wuhan Institute of Virology, Chinese Academy of Sciences	56 y, male, hospitalized, ICU10G, 20 Dec 2019
>100	<a href="#">SRX7730880</a>	<a href="#">SAMN14082196</a>	EPI_ISL_402127	WIV02; Lineage B; mutations NSP16 D220N; passage original	Wuhan Institute of Virology, Chinese Academy of Sciences	32 y, male, hospitalized, ICU4G, outbreak 19 Dec 2019
>100	<a href="#">SRX7730881</a>	<a href="#">SAMN14082197</a>	EPI_ISL_402124	WIV04; Lineage B; no mutations; passage original	Wuhan Institute of Virology, Chinese Academy of Sciences	49 y, female, hospitalized, ICU-6, outbreak 27 Dec 2019, Retailer at Huanan Seafood Wholesale Market, patient alive
>100	<a href="#">SRX7730882</a>	<a href="#">SAMN14082198</a>	EPI_ISL_402128	WIV05; Lineage B; NSP3 G1433S, NSP16 K160R; passage original	Wuhan Institute of Virology, Chinese Academy of Sciences	52 y, female, hospitalized, ICU8G, outbreak 22 Dec 2019; recovered
>100	<a href="#">SRX7730883</a>	<a href="#">SAMN14082199</a>	EPI_ISL_402129	WIV06; Lineage B; no mutations; original passage	Wuhan Institute of Virology, Chinese Academy of Sciences	40 y, male, hospitalized, ICU9G, 25 Dec 2019
>100	<a href="#">SRX7730884</a>	<a href="#">SAMN14082200</a>	EPI_ISL_402130	WIV07; Lineage B; mutations NSP3 D1761A, NSP4 T327I; passage original	Wuhan Institute of Virology, Chinese Academy of Sciences	56 y, male, hospitalized, ICU10G, 20 Dec 2019
7 small	<a href="#">SRX7730885</a>	<a href="#">SAMN14082196</a>	EPI_ISL_402127	WIV02; Lineage B; mutations NSP16 D220N	Wuhan Institute of Virology, Chinese Academy of Sciences	32 y, male, hospitalized, ICU, outbreak 19 Dec 2019
1 small one	<a href="#">SRX7730886</a>	<a href="#">SAMN14082197</a>	EPI_ISL_402124	WIV04; Lineage B; no mutations; passage original	Wuhan Institute of Virology, Chinese Academy of Sciences	49 y, female, hospitalized, ICU-6, outbreak 27 Dec 2019, Retailer at Huanan Seafood Wholesale Market, patient alive
Very few	<a href="#">SRX7730887</a>	<a href="#">SAMN14082199</a>	EPI_ISL_402129	WIV06; Lineage B; no mutations; original passage	Wuhan Institute of Virology, Chinese Academy of Sciences	40 y, male, hospitalized, ICU9G, 25 Dec 2019
None	<a href="#">SRX8032202</a>	<a href="#">SAMN14479127</a>	EPI_ISL_412898	hCoV-19/Wuhan/HBCDC-HB-02/2019	Hubei Provincial Center for Disease Control and Prevention	male, "traveled from Wuhan"
None	<a href="#">SRX8032203</a>	<a href="#">SAMN14479128</a>	EPI_ISL_402132	Wuhan HBCDC-HB-01/2019; Lineage B; mutation Spike F32I; original passage	Hubei Provincial Center for Disease Control and Prevention	49 y, female, hospitalized

**Figure 9:** Patient samples (Adenovirus sequences) (Francisco de Asis de Ribera Martin).

The laboratories in question used an Illumina sequencing machine belonging to Novogene to process the Wuhan Hospital patient samples. Illumina sequencing machines are well known to give rise to cross-contamination:

*“The Illumina MiSeq DNA sequencing system generates several gigabases of short reads per run with a relatively low error rate. It is characterized by systematic low level, within-run cross-sample contamination, an under-reported issue for this platform”* (Brumme et al, 2020)

Laurence et al (2014) point out that Illumina machines often reveal unknown and previously undetected sequences which may be mistakenly identified as emerging from specimens rather than laboratory contamination:

*“Unbiased high-throughput sequencing of whole metagenome shotgun DNA libraries is not limited to known sequences. Unlike most sequencing applications, it is highly sensitive to*

*laboratory contaminants as these will appear to originate from the clinical specimens”*  
(Laurence et al, 2014)

Despite possible yet time consuming strategies to remedy these issues involving qPCR analysis, sequencing run contamination remains an integral feature of Illumina machines due to their high sensitivity (Laurence et al, 2014).

This raises an interesting and novel avenue of inquiry for remotely investigating Wuhan laboratory viral sequences without having access to their laboratories. DRASTIC researchers found sequence traces of bat coronaviruses in the datasets uploaded to genetic databases by researchers from other Universities and organisations in Wuhan who used the same Illumina NGS sequencing machine (ST-J00123) owned by Novogene.

Novogene has offices in Beijing and Wuhan, and its Illumina NGS machines were shared by Universities and Laboratories in Hubei, such as BIG, CTGU, HBMU, HBUST, HUST, HZAU and WIV.

Indeed, it seems that WIV has left traces of their viruses in metagenomes of other institutions of Hubei (Zhang, 2021; Quay, 2021). Cases in point are the datasets “CRA001143” and “CRA001432” mentioned by Cai et al (2019) from the Hubei University of Science and Technology (HBUST) in their 2019 paper.

Unfortunately, the Genome Sequence Archive (GSA) for “CRA001143” was initially embargoed on BIGD until September 2022. An independent researcher from “DRASTIC”, Francisco de Asis de Ribera Martin considers it possible that it contained runs from ST-J00123 (the Illumina sequencing machine used by WIV for RaTG13). After pressure from the journal publishers and requests from independent researchers, the “CRA001143” dataset has now been made available and is being analysed for evidence of contamination and any traces of bat coronavirus sequences. See below Figure 10, 11 and 12.



To identify time-dependent DE miRNAs, we used the maSigPro package (Conesa et al., 2006) with default parameters. Gene ontology (GO) enrichment was also assessed using the enrichGO functions in R package clusterProfiler (version 3.6.0) (Yu et al., 2012) and the significance of the enriched GO terms was evaluated using a hypergeometric test with a false discovery rate  $<0.05$ . Our sequencing data have been uploaded to the Genome Sequence Archive with accession numbers **CRA001143** and CRA001432.

**Figure 10:** Datasets “CRA001143” and “CRA001432” (Cai et al, 2019)

The screenshot displays the GSA (Genome Sequence Archive) website. At the top, there is a navigation bar with links for Databases, Tools, Standards, Publications, and About. Below this is the GSA logo and a search bar with the text "find a GSA accession" and a search button. The search bar also includes a dropdown menu for "GSA" and a search icon. Below the search bar, there is a message: "The data you are retrieving is not released in GSA: CRA001143". The footer contains contact information for the National Genomics Data Center, China National Center for Bioinformatics / Beijing Institute of Genomics, Chinese Academy of Sciences, and the Chinese Academy of Sciences logo.

**Figure 11:** CRA001143 <https://bigd.big.ac.cn/gsa/browse/CRA001143> (BIGD-GSA, 2021)

A further example was revealed in another paper from researchers at the Huazhong University of Science and Technology (HUST) (Wu et al., 2020) which used the CRA001143 dataset:

*"All data presented are freely available without restriction in the public open access database (GSA, CRA001143)" and "the high-throughput sequencing data reported in this study have been deposited in Genome Sequence Archive (GSA), CRA001143"* (Wu et al., 2020). Their paper states that:

*"The libraries were sequenced on a HiSeq X Ten sequencer with paired-end reads, 150-cycle sequencing run by Novogene"* (Wu et al. 2020). Novogene is the owner of the Illumina machine shared by WIV, HZAU, HBUST, CGTU and HUST in Wuhan.

CRA001143 seems to have been created (but not released) on a similar date as the RaTG13-labelled amplicons (27-Sep-18 to 30-Sep-18). Another CRA with a close ID, CRA001148, is within a project whose "submission date" is 2018-10-07.

The CRA datasets could contain runs from the Novogene Illumina ST-J00123 as both institutions (HBUST) and HUST in Wuhan are known for sharing the Novogene Illumina machine with WIV. Thus, if these datasets can be analyzed, they may well reveal sequence contamination from WIV work with RaTG13 or the 7896 clade, which could for example, allow independent researchers to assemble RaTG13 from the sequence in the datasets.

Bearing this in mind, Francisco de Asis de Ribera Martin, a researcher from DRASTIC has generated a partially complete list of sequencing runs on the Novogene ST-J00123 Illumina HiSeq 300 machine used by different laboratories in Hubel Province:.

Instrument	Run	FCID	Lar	Abbrevi	Reference	BioProject	SRP	SRX	SRR	Key
ST-J00123	27	H7WFNBBXX	5	HZAU						
ST-J00123	28		3	HZAU		PRJNA338015	SRP081118			
ST-J00123	28	H7Y52BBXX	6	HZAU	Zhao et al. (2020)					MH_young_leaf_Input_1
ST-J00123	30	H7Y75BBXX	6	HZAU						
ST-J00123	31		1	HZAU		PRJNA338015	SRP081118			
ST-J00123	38		1	HZAU		PRJNA396502	SRP114409			
ST-J00123	44		1	Other						Patent CN107190003A
ST-J00123	44		3	WIV	Xie et al. (2018)	PRJNA393936	SRP111649			
ST-J00123	44	hcc5vbbxx	4	HZAU	Zhao et al. (2020)	PRJNA597475	SRP238686	SRX7437747	SRR10763648	MH63_young_leaf_DNAmeth_1
ST-J00123	44	hcc5vbbxx	4	HZAU	Zhao et al. (2020)	PRJNA597475	SRP238686	SRX7437748	SRR10763649	MH63_young_leaf_DNAmeth_P1 additional
ST-J00123	44	hcc5vbbxx	4	HZAU	Zhao et al. (2020)	PRJNA597475	SRP238686	SRX7437755	SRR10763656	ZS97_young_leaf_DNAmeth_1
ST-J00123	65	HF7TNBBXX	8	HZAU						
ST-J00123	65		8	WIV	Xie et al. (2018)	PRJNA393936	SRP111649			
ST-J00123	67		2	HZAU		PRJNA383075	SRP104117			
ST-J00123	67		3	HZAU		PRJNA383075	SRP104117			
ST-J00123	67		6	HZAU		PRJNA383075	SRP104117			
ST-J00123	67		8	HZAU		PRJNA383075	SRP104117			
ST-J00123	68		6	HZAU		PRJNA383075	SRP104117			
ST-J00123	68		7	HZAU		PRJNA383075	SRP104117			
ST-J00123	78	HKWJNBBXX	4	HZAU	Yang et al. (2019b)	PRJNA531553	SRP192698	SRX5692740	SRR8907014	GEMS28
ST-J00123	78	HKWJNBBXX	5	HZAU	Yang et al. (2019b)	PRJNA531553	SRP192698	SRX5692470	SRR8906763	BY807
ST-J00123	78	HKWJNBBXX	6	HZAU	Yang et al. (2019b)	PRJNA531553	SRP192698	SRX5692474	SRR8906759	ZHENG32
ST-J00123	78	HKWJNBBXX	7	HZAU	Yang et al. (2019b)	PRJNA531553	SRP192698	SRX5692476	SRR8906757	M97
ST-J00123	78	HKWJNBBXX	8	HZAU	Yang et al. (2019b)	PRJNA531553	SRP192698	SRX5692473	SRR8906760	TY4
ST-J00123	79	HL3W5BBXX	2	HZAU	Yang et al. (2019b)	PRJNA531553	SRP192698	SRX5692475	SRR8906758	R15
ST-J00123	79	HL3W5BBXX	4	HZAU	Yang et al. (2019b)	PRJNA531553	SRP192698	SRX5692469	SRR8906764	U8112
ST-J00123	84	hmn7ybbxx	6	WIV	Zhou et al. (2020)	PRJNA606165	SRP249482	SRX7724752	SRR11085797	RaTG13
ST-J00123	85	HMMKLBBXX	2	HZAU	Yang et al. (2019b)					seedling leaf,ChIA-PET rep2
ST-J00123	85	HMMKLBBXX	6	HZAU	Yang et al. (2019b)	PRJNA531751	SRP191927	SRX5666326	SRR8879428	seedling leaf,ChIA-PET rep1
ST-J00123	88		1	WIV	Li et al. (2020)	PRJNA606159	SRP249478			
ST-J00123	88		3	WIV	Li et al. (2020)	PRJNA606159	SRP249478			
ST-J00123	89		5	HZAU	Li et al. (2019b)	PRJNA380842	SRP102637			
ST-J00123	89		5	WIV	Li et al. (2020)	PRJNA606159	SRP249478			
ST-J00123	89		6	WIV	Li et al. (2020)	PRJNA606159	SRP249478			
ST-J00123	89		7	WIV	Li et al. (2020)	PRJNA606159	SRP249478			
ST-J00123	89		8	WIV	Li et al. (2020)	PRJNA606159	SRP249478			
ST-J00123	91		1	WIV		PRJNA649646	SRP274224			
ST-J00123	93	HTY5YBBXX	6	HZAU	Zhao et al. (2020)	PRJNA597475	SRP238686	SRX7437763	SRR10763664	Nip_young_leaf_DNAmeth_1
ST-J00123	93	HTY5YBBXX	8	HZAU	Zhao et al. (2020)	PRJNA597475	SRP238686	SRX7437764	SRR10763665	Nip_panicle_DNAmeth_1
ST-J00123	104	H2KK3BBXY	7	CTGU						
ST-J00123	104	H2KK3BBXY	7	CTGU						
ST-J00123	104	H2KK3BBXY	7	CTGU						
ST-J00123	104	H2KK3BBXY	7	CTGU						
ST-J00123	105		6	HZAU		PRJNA554517	SRP214970			
ST-J00123	119	H75C5BBXY	2	CTGU						
ST-J00123	119	H75C5BBXY	2	CTGU						
ST-J00123	119	H75C5BBXY	2	CTGU						
ST-J00123	119	H75C5BBXY	3	CTGU						
ST-J00123	119	H75C5BBXY	3	CTGU						
ST-J00123	119	H75C5BBXY	4	CTGU						
ST-J00123	119	H75C5BBXY	6	CTGU						
ST-J00123	119	H75C5BBXY	7	CTGU						
ST-J00123	119	H75C5BBXY	8	CTGU						

**Figure 12:** ST-J00123 Illumina HiSeq 300 Runs Source: Francisco de Asis de Ribera Martin.

By requesting all output files from Illumina HiSeq 300 machine ST-J00123 and analysis of all raw sequence reads (of any institution) from the Illumina HiSeq 3000, traces of sequences of bat viruses that WIV were experimenting on can be detected and analysed.

Thus, despite the time elapsed since the putative laboratory leak, thanks to the shared Illumina sequencing machines in Wuhan, investigators will be able to “illuminate” many details of WIV research into bat viruses between 2012 and 2021.

This investigation of contamination in uploaded and publicly available datasets can best be undertaken using a free software tool called “DecontaMiner” developed by Sangiovanni et al (2019), available at:

<https://bio.tools/DecontaMiner>

<https://github.com/amarinderthind/decontaminer>

<http://www-labgtp.na.icar.cnr.it/decontaminer/>

“DecontaMiner” is described in “From trash to treasure: detecting unexpected contamination in unmapped NGS data (Decontaminer)” (Sangiovanni et al, 2019) as a free software solution to investigate:

*“the presence of contaminating sequences in NGS data and analyze the sequences rejected during the alignment to the reference genome, the so called unmapped reads”.*

DecontaMiner can use fastq, fasta or bam format files, but specifically for investigative purposes:

*“as a detection tool to identify contaminating sequences among the unmapped reads, generally stored in a bam file”.*

For example, using Decontaminer, investigators could remotely search published SRA datasets for any traces of 7896 Clade Viruses sequences, specifically for the recently revealed aa sequence:

NSKAKDENGQYFYRLFRKSKLLPFQRDVSINVITYGSGKNDGCNPSEADCYWPLLKY  
GFTGSVVSQDYQPYPYR

## 14. SAMPLE STORAGE MANAGEMENT SYSTEM AT WIV

Evidence from a Beijing based company, “Orient International Tendering Co., Ltd”, (China Government Procurement Network (2019a), shows that the Wuhan Institute of Virology installed a “scalable automated sample storage management system” in July 2019, featuring “High-throughput automated access to precious biological samples such as viruses, blood samples, and genetic resources at ultra-low temperature (-80°C)”. (China Government Procurement Network (2019b). This new system included:

- A 2D bar code management system for all sample tubes.
- Identification, Tracking and Recording of the whole process, including access to samples.
- A single-tube picking method to prevent unauthorised removal of samples.
- A management system automatically tracking records of sample entry and exit.
- Independent account and password for each user

It is thus clear that from the latter half of 2019, all samples at WIV were stored via this automated retrieval system based on two dimensional barcodes, which ensured consistent temperatures and electronic recording of movement of samples (China Government Procurement Network, 2019b). Again, investigators will need access to this data to compare with experimental data recorded in lab books and employee records.

## 15. LABORATORY DATA

Finally, Laboratory technicians who carry out genetic sequencing and animal imaging will generate significant amounts of data (McCall & Hardcastle, 2014). Thus, further mapping of physical and virtual assets will need to be done either remotely or physically:

- Computer machine addresses
- Internal viral pathogen databases
- Dedicated data centers
- Hardware firewalls
- Local area networks
- NGS generated data (interpreted variant call files, .bam, .fastq and .vcf files)
- PCR data
- Private cloud infrastructure
- Secure wireless networks
- Video monitoring systems
- Virtualized servers
- Virtualized desktops
- VoIP networks
- “WeChat” user groups
- WIV laboratory automation systems (McCall & Hardcastle, 2014).

## **16. TENDERS, EQUIPMENT PURCHASE AND MAINTENANCE CONTRACTS**

Complete details of maintenance projects, tenders and contracts awarded in 2019 by the Wuhan Institute of Virology and other Wuhan BSL Laboratories of interest, will need to be made available to investigators, for example those during 2019 from WIV:

1. Maintenance Project of P3 Laboratory and Laboratory Animal Centre (March 01, 2019) awarded to Hubei Guohua Tendering Consulting Co., Ltd (CCGP, 2019a).
2. Renovation project of the hazardous waste treatment system (July 31, 2019), awarded to Hubei Guohua Tendering Consulting Co., Ltd (CCGP, 2019b).
3. Procurement project of the environmental air disinfection system and the scalable automated sample storage management system (August 14, 2019) (China Government Procurement Network, 2019b).
4. Procurement of air incineration devices and test service projects (December 03, 2019) (CCGP, 2019d)
5. Purchase of positive pressure protective clothing project (March 21, 2019) awarded to Hubei Guohua Tendering Consulting Co., Ltd. Purchased from Hong Kong Yi'an Huawei Co., Ltd (HK) (CCGP, 2019e)
6. Central Air Conditioning Renovation Project of Wuhan Institute of Virology. September 16, 2019 (CCGP, 2019f)
7. Procurement project of high-throughput cell clone screening system and upright multiphoton microscopy imaging system of Wuhan Institute of Virology awarded to Wuhan Ruikang Ogilvy Biotechnology Co., Ltd, Wuhan (CCGP, 2019g)

8. Procurement of Scientific Research Instruments and Equipment for Wuhan Institute of Virology (Probe/Optical Profiler, Piezoelectric micro inkjet dot matrix preparation system, Microcapillary cell analysis platform, Nuclear transfection system, Critical point dryer, High-throughput cell clone screening system, Pulsating vacuum autoclave) April 26, 2019 11:12 via Oriental International Tendering Co., Ltd. (CCGP, 2019h)

Some of the tender companies or service providers may hold laboratory documents which any investigation may need to analyse, for example: floorplans, schematics for plumbing and electricity can all give some idea of the extent of pathogen research and the location of animal facilities. These plans would also help investigators to locate network servers, video surveillance, intrusion alarms, water pipes and electricity supply lines, discharge pipes and even differences in pressure between laboratory areas as well as airflow (Reed & Dunaway, 2019). By comparing these plans from 2019 with current assets at WIV, differences or anomalies may be exposed.



## 17. WUHAN INSTITUTE OF VIROLOGY – VIRAL PATHOGENS DATABASES

Figure 13 below is from a now deleted website showing the full extent of the viral pathogen databases administered by the Wuhan Institute of Virology, all of which have been taken offline (Anon, Bostickson, & Demaneuf, 2021)..

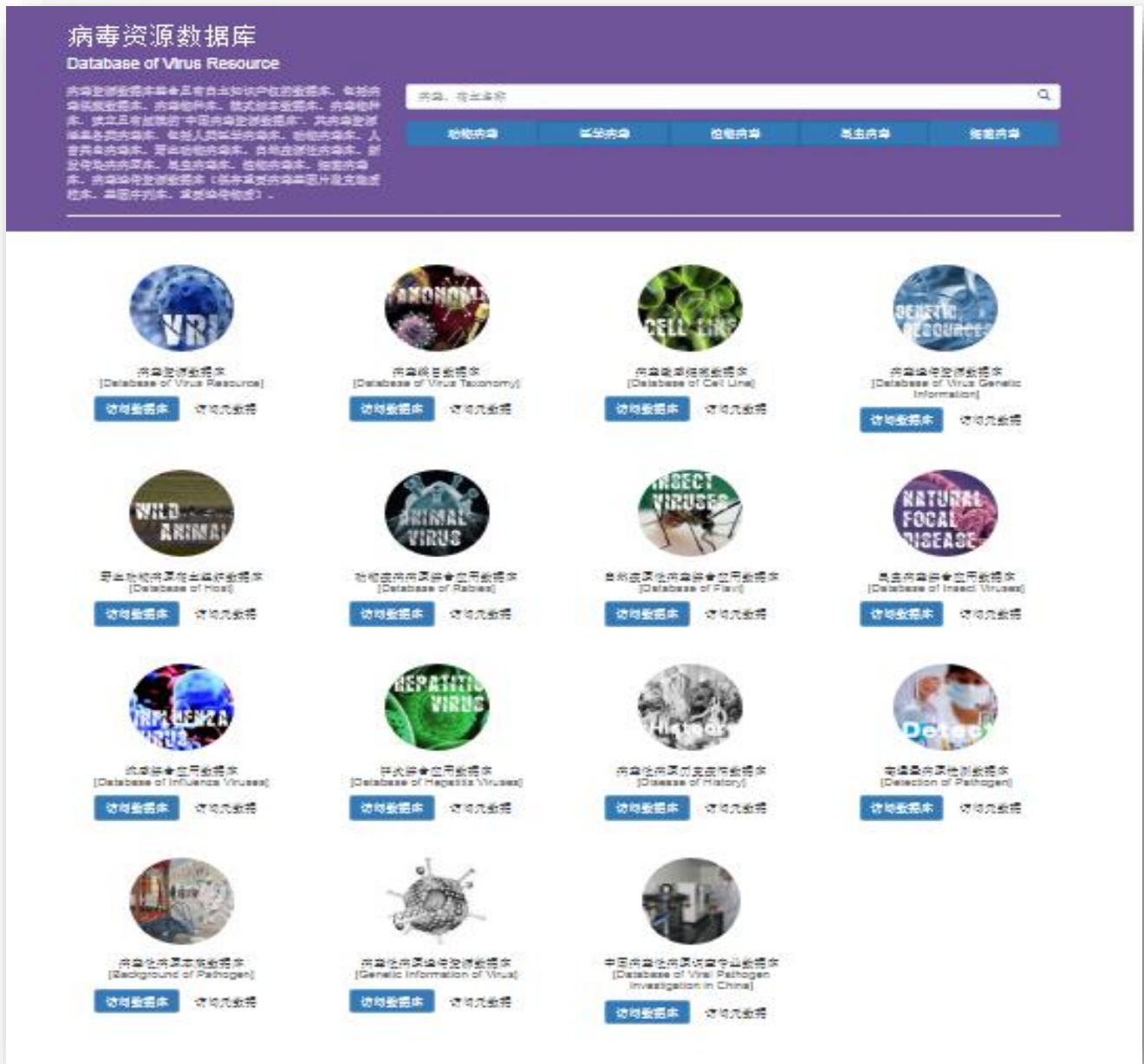


Figure 13. Deleted and Missing WIV Databases (Anon, Bostickson, & Demaneuf, 2021).

An essential part of our proposed investigation would be to examine carefully any viral pathogen sequence databases (Anon, Bostickson, & Demaneuf, 2021) operated by laboratories in Wuhan (Figure 13). Disturbingly, it has been confirmed that WIV took all Chinese viral pathogen databases offline (i.e. The Static 61.5MB SQL version altered on December 30th, 2019 in Figure 14) and deleted it from Chinese public servers against Chinese database regulations. (Anon, 2020b, Segreto & Deigin, 2020, Devine, 2020).

Introduction to the basic information of the database (set) [ edit ]	
<b>Database (set) name</b>	Database of pathogens of bat and mouse origin
<b>Data author</b>	Tang Yijie, Li Bei, Zhou Zijian, Zhu Yan, Zhao Kai, Ma Lili, Wu Yuewei, Shi Zhengli
<b>Data Communication Author</b>	Shi Zhengli (zlshi@wh.iov.cn)
<b>The amount of data</b>	61.5 MB
<b>Data Format</b>	MYSQL
<b>Data Service System URL</b>	<a href="http://batvirus.whiov.ac.cn/">http://batvirus.whiov.ac.cn/</a> <a href="http://www.sciencedb.cn/dataSet/handle/768">http://www.sciencedb.cn/dataSet/handle/768</a>
<b>Fund project</b>	Special project on information technology of Chinese Academy of Sciences (XXH13505-03-210), national major scientific research instrument development project (31727901).
<b>Database (set) composition</b>	This database is composed of four parts: bat collected sample data, bat virus pathogen data, mouse collected sample data and mouse virus pathogen data. The database covers a total of 22,257 samples and viral pathogen data accumulated by the research group for a long time, as well as relevant data published by foreign authorities.

**Figure 14:** Description of SQL Pathogen Database (Anon, Bostickson, & Demaneuf, 2021)

There were at least 100 unpublished sequences of bat beta coronaviruses on the Chinese website hosting the SQL database. Professor Zhengli Shi publicly admitted that they were password protected and available by contacting her. (Anon, 2020b, Segreto & Deigin, 2020) These unpublished sequences have yet to be revealed, and it would certainly be essential to investigate and BLAST them to assess their similarity to SARS-CoV-2 (Segreto & Deigin, 2020).

Thus, another important question arises; were the databases deleted to avoid the identification of closely matching viral sequences which may have been involved in the development of genetic manipulation and experiments involving serial passage in animals such as ferrets (Sirotkin & Sirotkin, 2020).

To further address this question, it is essential to investigate fully why one of the WIV online pathogen databases was altered on December 30<sup>th</sup> and later deleted (Anon, Bostickson, & Demaneuf, 2021; Devine, 2020; Segreto & Deigin, 2020). In May 2020, several media outlets reported the renaming of the online database from “Wildlife borne viral pathogen database” to “Bat and rodent borne viral pathogen database” (Anon, 2020b, Devine, 2020).

The person responsible, most probably Zhengli Shi, as she was the database administrator, deliberately changed the description on December 30 after being informed of the market outbreak in Wuhan, by replacing “wild animal” by “bat and rodent”, and by deleting “arthropod vectors”. These alterations and deletions took place during her return train trip from Wuhan to Shanghai (Anon, 2020b, Devine, 2020). This seems to be a rather strange thing to do after hearing about a possible SARS related pandemic.

Originally, 61.5 Megabytes of SQL data was available for download as a zip file from the CNIC website, but in May 2020, the zip file finally became unavailable (Anon, 2020b, Segreto & Deigin, 2020). Sadly for independent researches, the whole database page was eventually deleted. Despite months of persistent requests to multiple institutions and individuals, including WIV and Peter Daszak, these polite requests have been ignored.

The authors of this report insist that this database be made available to independent researchers, especially the password protected section containing many unpublished viral sequences of interest, including bat betacoronaviruses.

From the database access metadata (CAS CNIC Big Data, 2020), Foreign and Chinese research institutions are known to have downloaded the SQL zip file in 2019 and the authors call on them to provide copies in the public interest.

WIV scientists have stonewalled international attempts to clarify the deleted databases issue. In email communications over 7 months ago and when questioned by the BBC more recently, Zhengli Shi claimed the deletion was due to “cybersecurity issues” and the databases would be back online when they felt "safe". Another WIV colleague at the same time (July 2020) claimed, "They are being updated" and would be “available shortly” (Anon, Bostickson, & Demaneuf, 2021; Sudworth, BBC 2020).

*“Prof Shi has also faced questions about why **the WIV's online public database of viruses** was suddenly taken offline. She told the BBC that the WIV's website and the staff's work emails and personal emails had been attacked and the database taken offline for security reasons”* (Sudworth, BBC 2020).

Both Peter Daszak and Edward Holmes presumably enjoyed privileged access or could have requested access to these databases due to their close collaboration with either Zhengli Shi, WIV (Hu et al., 2017, Li et al., 2019, Zhou et al, 2018, Yuan et al., 2014), George Gao (Huang et al., 2016) and the WCDC (Shi et al, 2016). As part of an investigation, they should thus be asked to provide copies of the databases. Furthermore, a forensic database team should examine any changes in databases, especially the password protected section of the WIV viral pathogen database which contained unpublished viral sequences involving patents, upcoming papers, IP questions or classified military research (Anon, Bostickson, & Demaneuf, 2021).

## **18. CALL FOR A “FULL AND UNRESTRICTED INTERNATIONAL FORENSIC INVESTIGATION”**

Recently, 26 scientists (virologists, microbiologists and zoologists) have now come forward to echo our concerns and proposals by signing an open letter which was published on the 4th of March 2021 calling for “a Full and Unrestricted International Forensic Investigation into the Origins of COVID-19” (WSJ, 2021). They consider that this new investigation should not “exclude the possibility of a leak or accident at or connected with a research facility such as the Wuhan Institute of Virology” (McKay et al, 2021).

These scientists call for a thorough independent international inquiry as they believe that the WHO was not given sufficient access “to adequately investigate possible sources of the new coronavirus” and that it was “all but impossible” for the WHO team to conduct a full investigation, concluding that “efforts to date do not constitute a thorough, credible, and transparent investigation” (McKay et al, 2021).

The scientists consider that the WHO investigation was hampered by faulty and limited terms of reference which rely on consensus involving 17 Chinese and 17 international members who were selected without regard to possible conflicts of interest and did not include the appropriate experts needed to carry out laboratory investigations (New York Times, 2021). They call for an independent international team including a wide range of experts, some of whom should have a deep knowledge of Chinese language and culture. This team should consider with due care and attention the possibility of (WSJ, 2021) a variety of factors which are listed below.

- “Infection at a sampling site of a lab employee or of non-lab personnel
- Infection during transport of collected animals and/or samples
- Lab Acquired Infection (LAI) in one of the laboratories in Wuhan

- Lab-escape without LAI, for instance via waste handling or animals that escaped or were disposed of inappropriately”

The 26 scientists also insist that a truly credible investigation will need to include full access to (WSJ, 2021):

- “Hospital records of Chinese coronavirus cases in late 2019
- Records including maintenance, personnel, animal breeding and experiment logs from all laboratories working with coronaviruses
- Early cases and their relatives and past and present personnel associated with the sites or institutions of interest such as markets, hospitals
- A secure reporting channel for people to confidentially contribute information, wherever they are based, without fear of punishment or retribution.
- Hospital records from fall 2019 of early or suspect patients, including interviews with patients or contacts
- Current and past personnel, such as employees of the labs in 2019 and people present at specific sampling sites
- All sites, records, samples, and personnel of interest
- Key Wuhan markets
- All laboratories and institutions known to have worked on coronaviruses or shared facilities or equipment with groups that worked on coronaviruses”
- Important pathogen sampling sites, such as the Mojiang mine
- All relevant records of the labs and institutions involved in coronavirus research
- Environmental reports
- Inspection reports
- Maintenance logs

- Lab experiment logs
- Raw sequence reads.
- Records of shipments of samples
- Specimen destruction records
- Personnel logs
- Incident reports
- Animal breeding records
- Sampling trip records, including the 2013 Mojiang sampling trip
- Key databases of pathogens, samples, and isolates, including those taken offline.
- Granular data, preferably directly from the source and in its raw form, not summarized data (which can be anonymized if necessary)
- Market samples
- Environmental samples
- Hospital samples
- Wastewater samples
- Blood banks samples
- Chinese CDC case records
- Primary hospital and/or clinic records.
- Other Chinese case databases describing pneumonia cases” (WSJ, 2021).

## **C. LIMITATIONS TO THIS REPORT**

### **19. CHALLENGES**

Kortepeter (2020) outlines four ways a pathogen like SARS-COV-2 could “leak” from a laboratory; by aerosol release, accidental exposure in the lab, via an animal or on an inanimate object/wastewater/sewage (fomites) and finally by the deliberate release of a pathogen.

As this report proposes, an international scientific team should carry out a thorough investigation of Wuhan BSL Laboratories, but as Kortepeter (2020) points out, it is extremely difficult to objectively determine if a given outbreak was caused by intentional release of a pathogen. In a review of the topic, Dembek et al, (2006) use a scoring system previously developed to analyse four outbreaks definitely caused by bioterrorism and two natural outbreaks. Revealing the difficulty in making these assessments, they only managed to evaluate the 2001 anthrax letters as “highly likely to be caused by bioterrorism”, noting that “scoring systems for bioterrorism are imperfect” (Kortepeter, 2020).

This finding highlights the serious challenges that investigators have when trying to evaluate if any given outbreak was in fact “deliberate” Dembek et al, (2006). Some useful quotations from the article by Kortepeter (2020) clearly illustrate these challenges

#### **A. Plausible Deniability**

*“One of the key attractions for bioterrorism is plausible deniability. The bar is high for proof, and an attack can be hidden under the cover of a natural outbreak. The only “smoking gun” for a biowarfare event is to find something like a spray device contaminated with the pathogen or something akin to the anthrax letters of 2001, which were undeniably put in the mail by a human” Kortepeter (2020)*



## **B. Need for a Formal Investigation**

*“In the case of SARS-CoV-2, the only way to get closer to understanding its mysterious origin is to send an unbiased international team into China to conduct a formal investigation to determine the earliest humans infected in the outbreak, compare specimens in the Wuhan lab with human specimens, and analyze similar viruses in bat and other animal populations” Kortepeter (2020)*

## **C. Finding Proof**

*“Finding specimens in the lab that existed prior to the current outbreak that genetically match human outbreak samples would be damning. That would only prove that the samples came from a lab, not whether the outbreak was started intentionally. Having someone who worked in the lab confess would certainly help, but I wouldn’t bet the farm on that happening, either” Kortepeter (2020)*

Apart from the factors listed above, other factors may hamper any investigation into an outbreak, such as political issues. A clear example of the difficulties in identifying whether there was a laboratory leak of a pathogen would be the Sverdlovsk anthrax outbreak in 1979.

In 1979, in Sverdlovsk in the former Soviet Union, dozens of people died from inhalational anthrax from spores that leaked from a classified research laboratory when a filter was left unreplaced. At the time, the Soviet Union instituted a complex cover up plan which involved USSR scientists travelling to the USA to show that the disease was in fact merely a case of gastrointestinal anthrax caused by contaminated meat (Kortepeter, 2020).

However, when the USSR “dissolved”, US scientists determined “ from autopsy records, visits to graveyards, interviews with victims’ families and pathologists, and analysis of where the infections occurred” that the outbreak was most probably caused by a leak of anthrax spores from the classified bioweapons laboratory in Sverdlovsk. Indeed, this was broadly confirmed by the new President, Boris Yeltsin in due course (Kortepeter, 2020).

## 20. SPECIFIC LIMITATIONS

This report presents some hypotheses of laboratory negligence regarding the possible emergence of SARS-CoV-2 in Wuhan and its subsequent spread worldwide.

The authors of this report firmly believe that a full investigation needs to be conducted to clarify the origin of the SAR-CoV-2 pandemic. However, the passing of time is certainly an issue which needs to be taken into account, as it adversely affects any criminal investigation in terms of evidence which can be analyzed to prove or disprove the hypotheses presented.

An important question raised by this is **FIRSTLY**, how exactly investigators will gain full access to health and genomic databases related to this pandemic, in order to assess how and where this pandemic started. Secondly, at this time, entrance to China is restricted to investigators. Finally, some other limitations that can affect any investigation include:

- Language Barriers
- Distance and transport links between the US and China
- The political and economic environment of US- China relations
- The guarantee of security of investigators in China
- Lack of familiarity with Chinese culture and language by investigators
- Access to documents and electronic databases
- Access to blood samples and wastewater samples
- How to deal with strong local CCP influence and control over operations and policies at Chinese State laboratories (Zhang, 2020) in order to augment cooperation between Laboratory Staff and the Investigation Team
- Need for high level permission to obtain cooperation from local CCP units at Wuhan Laboratories, to ensure proactive and transparent communication with Laboratory Staff

- How to agree about the scope or SOP of different kinds of investigate tests
- What kind of testing is better (i.e. screening, diagnostic, pharmacogenomics, prognostic)?
- How to identify unknown diseases present in cell lines (e.g.: SARS-CoV-2)
- How to store, preserve and transfer biological genomic evidence from China to the US
- How to evaluate the safety of such evidence for scientists and investigators
- How to create criteria to recognize tainting in genomic samples
- How to evaluate the lab equipment used in China at Wuhan Laboratories
- How to ensure best practices doing such a forensic investigation, including insurance, variants of unknown significance, sensitivity of data and permanence of data.

## **21. LESSONS TO BE LEARNED**

Time based constraints in terms of the time passed (over a year) since the outbreak began in Wuhan in 2019 may have a significant effect on the ability to collect any evidence in China and may render it inconclusive. Despite these serious challenges to an effective investigation, the alternative would be to willfully ignore the national security implications involved in modern gene-sequencing technology in foreign countries, which may give rise to bioterror attacks (Needham, 2020). In view of the threat of future pandemics resulting from BSL laboratory leaks, it is absolutely crucial that the Intelligence agencies prepare for such worst case scenarios by investigating the local environment of BSL Laboratories in different nations before outbreaks occur, and specifically conducting an in-depth investigation at Wuhan Laboratories to confirm or disprove the origin of SARS-CoV-2.

## **D. CONCLUSION**

Due largely to an overwhelming lack of transparency by the Chinese State and obfuscation and stonewalling by Chinese Health Officials and Laboratories in Wuhan (the WIV and WCDC in particular), it is impossible to confirm whether or not SARS-CoV-2 emerged due to natural zoonotic spillover or as the result of a laboratory leak, intentional or otherwise and even if this was due to deficient biosafety regulations in China.

With the currently, available sequences, analysis based on phylogenies of complete virus genomes are not sufficient to draw firm conclusions of the evolutionary origin of SARS-CoV-2, as pointed out in recent papers by Colin Butler (2020) and Etienne Decroly (2020).

It is clear from the above, that the possible origins of the Coronavirus pandemic, SAR-CoV-2 have been seriously underestimated as a target for a formal microbial forensics investigation. Despite the fact that the WHO was mandated by 194 countries on November 12, 2020 to carry out a thorough investigation into the origins of SARS-CoV-2, recent revelations by members of the early WHO team in the NYT and National Geographic and recently published WHO documents reveal that the WHO is unable to pursue a transparent and independent investigation (Drury, 2020).

We all have witnessed just how many people have lost their lives to this virus, and how many have lost everything they have ever worked for in their lives. We therefore feel that there is an urgent need to investigate how this pandemic has originated not only for moral and ethical reasons but also for practical and scientific ones. It can only be through tracing the virus to its source that we can ever hope to prevent or predict future similar pandemics arising from zoonotic transmission via hidden reservoirs in the animal world.

Indeed, this is the current situation with mink, which have been culled in their millions in the Netherlands, Spain and Denmark, due to the fear of mink to human reverse transmission of a mutated form of the virus which may not be stopped by proposed vaccines or antibodies developed so far by humans (Briggs, 2020; Dyer, 2020; Dyer, O., 2020; ECDC, 2020; Kiro et al., 2020; Oreshkova, 2020, WHO, 2020h).

To conclude, there is no definitive evidence to date to support a “natural origin” hypothesis via an intermediate animal host as none have been found yet. Neither is there concrete evidence for a laboratory leak, or a laboratory acquired infection, however compelling the circumstantial evidence is (Mallapaty, Maxmen, & Callaway, 2021).

The authors of this paper propose nothing more nor less than what would have taken place if SARS-CoV-2 had originated in Europe or the USA or another location, that is, to reconsider the need for an open, transparent and thorough investigation into the origin of SARS-COV-2 without regard to politics or fear of embarrassment to any government.

This pandemic may or may not have been caused by a natural event, and that remains to be determined through an impartial forensic investigation. This investigation is essential for the future security of the United States and indeed the World, as the pandemic origin must be explained using evidence-based data, and as Professor Ebright pointed out: “Understanding the origin of the outbreak is a crucial step to reduce the risk of future outbreaks” (Field, 2020).

Although many months have passed since the outbreak in Wuhan and there are many barriers to an effective forensic investigation in a foreign country (Mallapaty, Maxmen, & Callaway, 2021) by a US government agency, we reiterate that such an investigation into the origins of the pandemic is essential for the security of the United States, the World, for the relatives of the almost three million deceased and above all to prevent future pandemics from destroying more human lives.

## REFERENCE LIST

(Quite lengthy as it includes references from all ten sections of our report)

- ABC News, (2020) Coronavirus began in US, not China, Chinese official suggests - By Max Walden ABC News. (2020, March 13). ABC News. Retrieved from <https://www.abc.net.au/news/2020-03-13/coronavirus-originated-in-united-states-china-official-says/12055278>
- ABC News, (2020, June 8th). Satellite Data suggest Coronavirus Hit China Earlier. ABC News. Retrieved February 6, 2021 from ABC News website: <https://abcnews.go.com/International/satellite-data-suggests-coronavirus-hit-china-earlier-researchers/story>
- Abouelkhair M. A. (2020a). Non-SARS-CoV-2 genome sequences identified in clinical samples from COVID-19 infected patients: Evidence for co-infections. *PeerJ*, 8, e10246. <https://doi.org/10.7717/peerj.10246>
- Abouelkhair M. A. (2020b). Non-SARS-CoV-2 genome sequences identified in clinical samples from COVID-19 infected patients: Evidence for co-infections. Supplemental Information 2.xlsx Identified viral and bacterial genomes sequences by fastv *PeerJ*, 8, e10246. <https://www.ncbi.nlm.nih.gov/pmc/articles/PMC7643552/bin/peerj-08-10246-s002.xlsx> <https://doi.org/10.7717/peerj.10246>
- Académie Nationale de Médecine. (2020, December 3). From SARS, MERS to COVID-19: A journey to understand bat coronaviruses in Covid-19 et "une seule santé": Aspects médicaux, vétérinaires et environnementaux. Retrieved January 11, 2021, from [https://us02web.zoom.us/webinar/register/WN\\_DGQxvns5SbCdS9KK8CUoJg](https://us02web.zoom.us/webinar/register/WN_DGQxvns5SbCdS9KK8CUoJg)
- Achak, M., Alaoui Bakri, S., Chhiti, Y., M'hamdi Alaoui, F.E., Barka, N., Boumya, W., (2020). SARS-CoV-2 in hospital wastewater during outbreak of COVID-19: A review on detection, survival and disinfection technologies. *Sci Total Environ*. 2020 Oct 24:143192. doi: 10.1016/j.scitotenv.2020.143192. Epub ahead of print. PMID: 33153744; PMCID: PMC7585361.
- Alexander, K. A., Carlson, C. J., Lewis, B. L., Getz, W. M., Marathe, M. V., Eubank, S. G., Sanderson, C. E., & Blackburn, J. K. (2018). The Ecology of Pathogen Spillover and Disease Emergence at the Human-Wildlife-Environment Interface. *The Connections Between Ecology and Infectious Disease*, 5, 267–298. [https://doi.org/10.1007/978-3-319-92373-4\\_8](https://doi.org/10.1007/978-3-319-92373-4_8)
- Alimonti, J., Leung, A., Jones, S. et al. Evaluation of transmission risks associated with in vivo replication of several high containment pathogens in a biosafety level 4 laboratory. *Sci Rep* 4, 5824 (2014). <https://doi.org/10.1038/srep05824>

- American Society for Microbiology, (2009). Clinical Virology Manual, 4th edition. Retrieved at <https://www.asmscience.org/content/book/10.1128/9781555815974.cont01>
- Andersen, K.G., Rambaut, A., Lipkin, W.I. et al. The proximal origin of SARS-CoV-2. *Nat Med* 26, 450–452 (2020). <https://doi.org/10.1038/s41591-020-0820-9>
- Animal Science (2007, August 5). Foot and Mouth Disease (FMD) Outbreak in the UK: Initial Report on Potential Breaches to Biosecurity at the Pirbright Site. Retrieved February 11, 2021, from Animal Science Blogs website: <https://sites.psu.edu/tetherton/2007/08/05/foot-and-mouth-disease-fmd-outbreak-in-the-uk-initial-report-on-potential-breaches-to-biosecurity-at-the-pirbright-site/>
- Anon. (2020a, July 3). Names of the RaTG13 Amplicon Sequences. Retrieved January 25, 2021, from Telegraph website: <https://graph.org/RaTG13-Amplicon-Names-07-03> Archived: <https://archive.vn/gjV3m>
- Anon, (2020b) Proposed SARS-CoV-2 Spillover During 2019 Review of Samples from a Mineshaft in Mojiang, Yunnan Province, China. Anonymous. Zenodo. September 14, 2020. doi: 10.5281/zenodo.4029544 Archived: <https://archive.vn/6VYW7>  
PDF Archive: <https://web.archive.org/web/20210125205951/https://zenodo.org/record/4063813/files/2019%20Mojiang%20Mineshaft%20Sample%20Review.pdf>
- Anon. (2020c, June 3). Inspections. Retrieved January 24, 2021, from Telegraph website: <https://graph.org/Inspections-06-03> Archived: <https://archive.vn/yXmsd>
- Anon. (2020d, July 24). The Wuhan Institute of Virology's Patents. Retrieved January 29, 2021, from Telegraph website: <https://graph.org/Patents-07-24> Archived: <https://archive.vn/dNo9Z>
- Anon. (2021, February 2). The Wuhan Institute of Virology's Patent for Treating a Wound Sustained in a Lab Accident. Retrieved February 3, 2021, from Telegraph website: <https://graph.org/Lab-Accident-Patent-02-02> Archived: <https://archive.vn/tO4HW>
- Anon, A, Bostickson, B, & Demaneuf, G. (2021, February 6). Investigation into Wuhan Institute of Virology Pathogen Databases (Version 2). Zenodo. <http://doi.org/10.5281/zenodo.4512260>
- Apolone, G., Montomoli, E., Manenti, A., Boeri, M., Sabia, F., Hyseni, I., ... Pastorino, U. (2020). Unexpected detection of SARS-CoV-2 antibodies in the prepandemic period in Italy. *Tumori Journal*, 030089162097475. Retrieved from: <https://journals.sagepub.com/doi/full/10.1177/0300891620974755> DOI: <https://doi.org/10.1177/0300891620974755>
- Appelt, S., Jacob, D., Rohleder, A.-M., Bråve, A., Szekely Björndal, Å., Di Caro, A., & Grunow, R. (2020). Assessment of biorisk management systems in high containment laboratories, 18 countries in Europe, 2016 and 2017. *Eurosurveillance*, 25(36). <https://doi.org/10.2807/1560-7917.es.2020.25.36.2000089>

- Arbuthnott, G., Calvert, J., Sherwell, P (2020, July 4). Revealed: Seven year coronavirus trail from mine deaths to a Wuhan lab. Retrieved January 23, 2021, from Thetimes.co.uk website: <https://www.thetimes.co.uk/article/seven-year-covid-trail-revealed-15vxt7jqp>
- Arirang News. (2020 Feb 4). International student stranded in Wuhan describes scene in coronavirus-hit city [YouTube Video]. Retrieved from [https://www.youtube.com/watch?v=8uIVf\\_o9aXM](https://www.youtube.com/watch?v=8uIVf_o9aXM)
- Armanious A., Aeppli M., Jacak R., Refardt D., Sigstam T., Kohn T., & Sander M.,(2016). Viruses at Solid-Water Interfaces: A Systematic Assessment of Interactions Driving Adsorption. *Environ Sci Technol.* 2016 Jan 19;50(2):732-43. doi: 10.1021/acs.est.5b04644. Epub 2015 Dec 22. PMID: 26636722.
- Arumugham, V. , (2020). Root cause of COVID-19? Biotechnology's dirty secret: Contamination. Bioinformatics evidence demonstrates that SARS-CoV-2 was created in a laboratory, unlikely to be a bioweapon but most likely a result of sloppy experiments. April25, Zenodo. <http://doi.org/10.5281/zenodo.3766463>
- Associated Press [AP News], (2020b). China delayed releasing coronavirus info, frustrating WHO. 2020, June 2 Retrieved February 7, 2021 from AP NEWS website <https://apnews.com/article/3c061794970661042b18d5aeaed9fae>
- Associated Press [AP News], (2020a). China didn't warn public of likely pandemic for 6 key days. Retrieved at <https://apnews.com/article/68a9e1b91de4ffc166acd6012d82c2f9>
- Australia - Department of Agriculture. (2020). Implementation of next generation sequencing for use in animal disease investigations in Retrieved February 5, 2021, from Agriculture.gov.au website: <https://www.agriculture.gov.au/animal/health/laboratories/guidelines-next-gen-sequencing> Pdf: <https://www.agriculture.gov.au/sites/default/files/sitecollectiondocuments/animal/ahl/next-generation-sequencing-guidelines.pdf>
- Baker, N., (2021). The Lab-Leak Hypothesis For decades, scientists have been hot-wiring viruses in hopes of preventing a pandemic, not causing one. But what if ...? *Intelligencer*, January 04, 2021
- Ballenghien, M., Faivre, N. & Galtier, N. Patterns of cross-contamination in a multispecies population genomic project: detection, quantification, impact, and solutions. *BMC Biol* 15, 25 (2017). <https://doi.org/10.1186/s12915-017-0366-6>
- Baidu (2021) 病毒学国家重点实验室 ( 武汉大学、中国科学院武汉病毒研究所 ) \_百度百科. State Key Laboratory of Virology (Wuhan University, Wuhan Institute of Virology, Chinese Academy of Sciences). Retrieved February 10, 2021, from Baidu.com website: <https://cutt.ly/tkTvBgq>
- Banerjee, A., Misra, V., Schountz, T., & Baker, M. L. (2018). Tools to study pathogen-host interactions in bats. *Virus research*, 248, 5–12. <https://doi.org/10.1016/j.virusres.2018.02.013>



- Barclay, E. (2020, April 23). Wuhan lab: Coronavirus leak theory is unlikely, scientists say. Retrieved January 25, 2021, from Vox website: <https://www.vox.com/2020/4/23/21226484/wuhan-lab-coronavirus-china>.
- Baric, R.S., (2006). Synthetic Viral Genomics. In: Working Papers for Synthetic Genomics: Risks and Benefits for Science and Society, pp. 35-81. Garfinkel MS, Endy D, Epstein GL, Friedman RM, editors. 2007.
- Barone, .PW., Wiebe, M.E., Leung. J.C., Hussein, I.T.M., Keumurian. F.J., and Bouressa,J. (2020). Viral contamination in biologic manufacture and implications for emerging therapies. *Nat Biotechnol.* 2020 May; 38(5):563-572. doi: 10.1038/s41587-020-0507-2
- Barry, M., Russi, M, Armstrong, L., Geller, D, Tesh, R., Dembry.J.P..., (1995). Brief report: treatment of a laboratory-acquired Sabiá virus infection. *N Engl J Med.* 1995 Aug 3; 333(5):294-6. doi: 10.1056/NEJM199508033330505. PMID: 7596373.
- BBC News (2007) Final report on potential breaches of biosecurity at the Pirbright site 2007 Final report on potential breaches of biosecurity at the Pirbright site 2007. Retrieved from [http://news.bbc.co.uk/2/shared/bsp/hi/pdfs/07\\_09\\_07finalreporthsefandm.pdf](http://news.bbc.co.uk/2/shared/bsp/hi/pdfs/07_09_07finalreporthsefandm.pdf)
- Beusekom, M.V., (2020). Scientists isolate live COVID-19 virus from feces, detect RNA on surfaces. *CIDRAP*, May 19, 2020. Retrieved at <https://www.cidrap.umn.edu/news-perspective/2020/05/scientists-isolate-live-covid-19-virus-feces-detect-rna-surfaces>
- Bl Lyu. (2020). 13年不懈追踪，中国科学家寻获SARS病毒源头 (After 13 years of unremitting tracking, Chinese scientists found the source of the SARS virus) [YouTube Video May 20, 2020]. Retrieved from <https://www.youtube.com/watch?v=MNkyeUZHUoU>
- BIGD - GSA. (2021). CRA001143. National Genomics Data Center, China National Center for Bioinformation Retrieved March 5, 2021, from Big.ac.cn website: <https://bigd.big.ac.cn/gsa/browse/CRA001143>
- Bilkey, G. A., Burns, B. L., Coles, E. P., Bowman, F. L., Beilby, J. P., Pachter, N. S., Baynam, G., J S Dawkins, H., Nowak, K. J., & Weeramanthri, T. S. (2019). Genomic Testing for Human Health and Disease Across the Life Cycle: Applications and Ethical, Legal, and Social Challenges. *Frontiers in public health*, 7, 40. <https://doi.org/10.3389/fpubh.2019.00040>
- Bio Physical Society,(2021). Coronavirus Structure, Vaccine and Therapy Development. Retrieved at [https://www.biophysics.org/blog/coronavirus-structure-vaccine-and-therapy-development#:~:text=The%20coronavirus%20particles%20are%20organized,are%20called%20nucleocapsid%20\(N\)](https://www.biophysics.org/blog/coronavirus-structure-vaccine-and-therapy-development#:~:text=The%20coronavirus%20particles%20are%20organized,are%20called%20nucleocapsid%20(N).).
- Birtles,B.,(2021, February 10). Australian WHO investigator sent to probe origins of coronavirus says there were 'tense moments' with China. News.

Blacksell, S. (2012). FAO Regional Biosafety Program Core and Biosafety Assessments. Retrieved from website: [https://www.oie.int/eng/WAVLD2017/Presentations/9\\_BLACKSELL.pdf](https://www.oie.int/eng/WAVLD2017/Presentations/9_BLACKSELL.pdf)

Bostickson, W. , (2020). 176 Questions for Scientists and the WHO (Part 2), July 05, 2020. <https://graph.org/176-Questions-for-Scientists-and-the-WHO-Part-2-07-05>

Bretton-Gordon, H. (de). (2020, December 20). Covid-19 has revealed just how vulnerable we are to biosecurity threats. Covid-19 Has Revealed Just How Vulnerable We Are to Biosecurity Threats. Retrieved January 12, 2021, from CNN <https://edition.cnn.com/2020/12/20/opinions/covid-biosecurity-threat-bretton-gordon/index.html>

Briggs, H., (2020). What's the science behind mink and coronavirus? *BBC News*. Retrieved at <https://www.bbc.com/news/science-environment-54842643>

Brook, C. E., Boots, M., Chandran, K., Dobson, A. P., Drosten, C., Graham, A. L., Grenfell, B. T., Müller, M. A., Ng, M., Wang, L. F., & van Leeuwen, A. (2020). Accelerated viral dynamics in bat cell lines, with implications for zoonotic emergence. *eLife*, 9, e48401. <https://doi.org/10.7554/eLife.48401>

Broomall, S. M., Ait Ichou, M., Krepps, M. D., Johnsky, L. A., Karavis, M. A., Hubbard, K. S., Insalaco, J. M., Betters, J. L., Redmond, B. W., Rivers, B. A., Liem, A. T., Hill, J. M., Fochler, E. T., Roth, P. A., Rosenzweig, C. N., Skowronski, E. W., & Gibbons, H. S. (2015). Whole-Genome Sequencing in Microbial Forensic Analysis of Gamma-Irradiated Microbial Materials. *Applied and environmental microbiology*, 82(2), 596–607. <https://doi.org/10.1128/AEM.02231-15>

Brouwer, J. (2021). WHO Investigators Detail Political Environment During China Field Research | China Digital Times (CDT). Retrieved February 22, 2021, from Chinadigitaltimes.net website: <https://chinadigitaltimes.net/2021/02/who-investigators-detail-political-environment-during-china-field-research/>

Brumme, C.J.; Dong, W; Chui, C; Liang, R; Poon, A; Harrigan, R. (2020) Within-Run Cross-Contamination in Deep Sequencing Applications on the Illumina MiSeq. (2020). Retrieved March 5, 2021, from CROI Conference website: <https://www.croiconference.org/abstract/within-run-cross-contamination-deep-sequencing-applications-illumina-miseq/> Conference Paper: <https://2jg4quetidw2blbbq2ixwziw-wpengine.netdna-ssl.com/wp-content/uploads/sites/2/posters/2015/592.pdf>

Brunner, E. (2021, March 7). Still looking at the beginning — Can a well-formulated Bayesian analysis help inform the Covid-19 pandemic origin debate? Retrieved March 9, 2021, from Medium website: <https://ehb8.medium.com/still-looking-at-the-beginning-how-a-well-formulated-bayesian-analysis-might-inform-the-covid-19-55eebae81369>

- Bryner, J., (2020). Wuhan lab says there's no way coronavirus originated there. Here's the science. *Live Science*, April 8, 2020. Retrieved at <https://www.livescience.com/coronavirus-wuhan-lab-complicated-origins.html>
- Buckley, C (2020, Sep. 22nd) China's 'Big Cannon' Blasted Xi. Now He's Been Jailed for 18 Years, N.Y. Times, Sep. 22, 2020, <https://www.nytimes.com/2020/09/22/world/asia/china-ren-zhiqiang-tycoon.html>
- Butler, C., (2020). Plagues, Pandemics, Health Security, and the War on Nature. *Journal of Human Security*, 16(1), 53-57. doi:10.12924/johs2020.16010053
- Cai, Y., Zhang, Y., Ke, X., Guo, Y., Yao, C., Tang, N., ... Lu, Y. (2019). Transcriptome Sequencing Unravels Potential Biomarkers at Different Stages of Cerebral Ischemic Stroke. *Frontiers in Genetics*, 10 Retrieved from: <https://frontiersin.org/articles/10.3389/fgene.2019.00814/full> DOI: <https://doi.org/10.3389/fgene.2019.00814>
- Caiyu,L., & Shumei, L., (2016). Biosafety guideline issued to fix chronic management loopholes at virus labs. *Global Times* Published: 2020/2/16. Retrieved at <https://www.globaltimes.cn/content/1179747.shtml>
- Calisher, C., Carroll, D., Colwell, R., Corley, R., Dazak, P., Drosten et al., (2020). Statement in support of the scientists, public health professionals, and medical professionals of China combatting COVID-19. *The Lancet*, 395(10226). DOI: [https://doi.org/10.1016/S0140-6736\(20\)30418-9](https://doi.org/10.1016/S0140-6736(20)30418-9)
- Canoui, E., Launay, O., (2019). Histoire et principes de la vaccination, *Revue des Maladies Respiratoires*, 36, Issue 1, pp. 74-81. <https://doi.org/10.1016/j.rmr.2018.02.0>
- Cao, D. (2020, March 10). Helping hands solve medical waste problem. Retrieved December 29, 2020, from <https://www.chinadaily.com.cn/a/202003/10/WS5e66e2ffa31012821727da94.html>
- CAS CNIC Big Data (2020) Special database of pathogens carrying viruses in wild animals. 数据服务监控与统计系统. (2020, May 10). Retrieved January 29, 2021, from archive.is website: <http://archive.is/9MNVZ>
- Cattaneo, A.M., (2021). Reviewing the latest findings on the polypeptide sequence of the Sars-CoV-2 S-Protein to raise questions about the origins of RaTG13. Available from: (January 18, 2021). Available at SSRN: <https://ssrn.com/abstract=3768785> or <http://dx.doi.org/10.2139/ssrn.3768785>
- CBC, 2020. China delayed releasing coronavirus info, frustrating WHO, documents and recordings reveal. (2020, June 2). Retrieved February 7, 2021, from CBC website: <https://www.cbc.ca/news/health/who-china-coronavirus-covid19-investigation-1.5594578>

- CCGP (2019a) P3 laboratory and laboratory animal center maintenance. China Government Procurement Network. Retrieved January 31, 2021, from [http://www.ccgp.gov.cn/cggg/dfgg/jzxc/201903/t20190301\\_11699621.htm](http://www.ccgp.gov.cn/cggg/dfgg/jzxc/201903/t20190301_11699621.htm)  
Archived: <https://archive.is/7eCPU>
- CCGP (2019b) China Government Procurement Network. Renovation project of hazardous waste treatment system in Zhengdian Park, Wuhan Institute of Virology (2020, March 30). Retrieved January 31, 2021, from: [http://www.ccgp.gov.cn/cggg/dfgg/cjgg/201907/t20190731\\_12570960.htm](http://www.ccgp.gov.cn/cggg/dfgg/cjgg/201907/t20190731_12570960.htm) Archived: <https://archive.is/3CW03>
- CCGP (2019d) The Wuhan Institute of Virology of the Chinese Academy of Sciences plans to use a single-source procurement method for publicity December 03, 2019 China Government Procurement Network. Retrieved January 31, 2021, from [http://www.ccgp.gov.cn/cggg/dfgg/dylygg/201912/t20191203\\_13477200.htm](http://www.ccgp.gov.cn/cggg/dfgg/dylygg/201912/t20191203_13477200.htm)  
Archived <https://archive.is/Jifqr>
- CCGP (2019e). Announcement on the single source of purchase of positive pressure protective clothing project by Wuhan Institute of Virology, Chinese Academy of Sciences (March 21, 2019) Retrieved February 4, 2021, from: [http://www.ccgp.gov.cn/cggg/dfgg/dylygg/201903/t20190321\\_11790067.htm](http://www.ccgp.gov.cn/cggg/dfgg/dylygg/201903/t20190321_11790067.htm)  
Archived: [https://web.archive.org/web/20201112234607/http://www.ccgp.gov.cn/cggg/dfgg/dylygg/201903/t20190321\\_11790067.htm](https://web.archive.org/web/20201112234607/http://www.ccgp.gov.cn/cggg/dfgg/dylygg/201903/t20190321_11790067.htm)
- CCGP (2019f) China Government Procurement Network Hubei Guohua Tendering Consulting Co., Ltd 中国科学院武汉病毒研究所中央空调改造工程竞争性磋商. (2019). Retrieved February 7, 2021, from Ccgp.gov.cn website: [http://www.ccgp.gov.cn/cggg/dfgg/jzxc/201909/t20190916\\_12917765.htm](http://www.ccgp.gov.cn/cggg/dfgg/jzxc/201909/t20190916_12917765.htm)  
<https://archive.is/bfoTD>
- CCGP (2019g) High-throughput cell clone screening system of Wuhan Institute of Virology, Chinese Academy of Sciences, upright multiphoton display 中国科学院武汉病毒研究所高通量细胞克隆筛选系统、正置多光子显微成像系统采购项目中标公告. (2019). Retrieved February 7, 2021, from Ccgp.gov.cn website: [http://www.ccgp.gov.cn/cggg/zygg/zbzg/201907/t20190730\\_12563891.htm](http://www.ccgp.gov.cn/cggg/zygg/zbzg/201907/t20190730_12563891.htm)  
Archived: <https://archive.is/2T6N5>
- CCGP (2019h) Public Bidding Announcement for the Procurement of Scientific Research Instruments and Equipment of Wuhan Institute of Virology, (First Batch) 中国科学院武汉病毒研究所科研仪器设备采购项目 (第一批) 公开招标公告. (2019, April.) Retrieved February 7, 2021, from Ccgp.gov.cn website: [http://www.ccgp.gov.cn/cggg/zygg/gkzb/201904/t20190426\\_11976105.htm](http://www.ccgp.gov.cn/cggg/zygg/gkzb/201904/t20190426_11976105.htm)  
Archived: <https://archive.is/nj79Y>

CCTV. (2017). 13年不懈追踪 中国科学家寻获SARS病毒源头\_新闻\_央视网

(13 years of tireless tracking of Chinese scientists to find the source of the SARS virus)  
(CCTV News). December 29, 2017. Retrieved January 25, 2021, from Cctv.com website:  
<http://m.news.cctv.com/2017/12/29/ARTI641hBlhVaFRe0fnOlidO171229.shtml>  
Archived: <https://archive.vn/PAuI8>

CCTV (2019) "Xie Huanwang, Science Zoo" 20191016 Night Elf Bat.《科学动物园》

20191016 暗夜精灵·蝙蝠. (2019 Oct 16). Retrieved February 17, 2021, from Cctv.com  
website: <http://tv.cctv.com/2019/10/16/VIDE6jSDSDL6UNJHLDtV4b5Z191016.shtml>  
Archived: <https://archive.vn/FgeUI>

CDC, NIH, (2020) U.S. Department of Health and Human Service (CDC, NIH), 2020. Biosafety in Microbiological and Biomedical Laboratories. 6th edition. Retrieved at Health Organization [WHO], (2004). Laboratory Biosafety, 3rd Edition. Retrieved at <https://www.who.int/publications/i/item/9241546506World>

Centers for Disease Control and Prevention [CDC], (2012). Guidelines for Safe Work Practices in Human and Animal Medical Diagnostic Laboratories Recommendations of a CDC-convened, *Biosafety Blue Ribbon Panel. Morbidity and Mortality Weekly Report (MMWR)*, Supplements January 6, 2012 / 61(01); 1-101. Retrieved at <https://www.cdc.gov/mmwr/preview/mmwrhtml/su6101a1.htm>

Centers for Disease Control and Prevention [CDC], (2012). Incident Report, January 30, 2008. *Morbidity and Mortality Weekly Report (MMWR)*. Retrieved at [documentcloud.org/documents/2842494-CDC-2008-Autoclave-Potential-Exposure-Incident.html](http://documentcloud.org/documents/2842494-CDC-2008-Autoclave-Potential-Exposure-Incident.html)

Centers for Disease Control and Prevention [CDC], (2014). Report on the Inadvertent Cross Contamination and Shipment of a Laboratory Specimen with Influenza Virus H5N1 Centers for Disease Control and Prevention. Retrieved at <https://www.cdc.gov/labs/pdf/InvestigationCDCH5N1contaminationeventAugust15.pdf>

Centers for Disease Control and Prevention [CDC], (2020). Coronavirus Disease 2019 (COVID-19), symptoms. Retrieved at <https://www.cdc.gov/coronavirus/2019-ncov/symptoms-testing/symptoms.html>

Centers for Disease Control and Prevention [CDC], (2020a). Coronavirus Disease 2019 (COVID-19) 2020 Interim Case Definition, Approved April 5, 2020. *National Notifiable Diseases Surveillance System (NNDSS)*. Retrieved at <https://www.cdc.gov/nndss/conditions/coronavirus-disease-2019-covid-19/case-definition/2020/>

Centers for Disease Control and Prevention [CDC], (2020b). Scientific Brief: SARS-CoV-2 and Potential Airborne Transmission. Retrieved at [https://www.cdc.gov/coronavirus/2019-ncov/more/scientific-brief-SARS-CoV-](https://www.cdc.gov/coronavirus/2019-ncov/more/scientific-brief-SARS-CoV-2/)

2.html#:~:text=Airborne%20transmission%20is%20infection%20spread,and%20time%20(typically%20hours).

Centers for Disease Control and Prevention [CDC], (2020c). Suspected Intentional use of biological and toxic agents. Retrieved at <https://www.cdc.gov/eis/field-epi-manual/chapters/Biologic-Toxic-Agents.html#tbl24-1>

Chakraborty, S., (2020). There was a simultaneous outbreak of the zoonotic Nipah henipavirus in Wuhan - 4 out of 5 patients have the virus in Jinyintan Hospital, along with SARS-Cov2, in their metagenome - which seems to have resolved by itself. OFFSPREPRINTS. Retrieved at <https://doi.org/10.31219/osf.io/s4td6>.

Chan, A.-Y. & Zhan, H.S., (2020). Single source of pangolin CoVs with a near identical Spike RBD to SARS-CoV-2. *BioRxiv*, July 7, 2020. doi: <https://doi.org/10.1101/2020.07.07.1843>

Chan, A., & Ridley, M. (2021, January 15). The World Needs a Real Investigation Into the Origins of Covid-19. Retrieved January 22, 2021, from The Wall Street Journal <https://www.wsj.com/articles/the-world-needs-a-real-investigation-into-the-origins-of-covid-19-11610728316>

Chansoria, M (2020, March 4). Is China Producing Biological Weapons? Look At Its Capabilities and International Compliance. Retrieved February 10, 2021, from JAPAN Forward website: <https://japan-forward.com/is-china-producing-biological-weapons-look-at-its-capabilities-and-international-compliance/>

Chansoria, M (2020, March 24). Biological Weapons the Focus of China's Military Research in the Last 20 Years. Retrieved February 28, 2021, from JAPAN Forward website: <https://japan-forward.com/biological-weapons-the-focus-of-chinas-military-research-in-the-last-20-years/>

Chauhan, S., (2020). COVID-19 19: The Chinese Military and Maj Gen Chen Wei. Retrieved at <http://www.indiandefencereview.com/spotlights/covid-19-the-chinese-military-and-maj-gen-chen-wei/>

Chen, L., Liu, W., Zhang, Q., Xu, K., Ye, G., Wu, W., Sun, Z., Liu, F., Wu, K., Zhong, B., Mei, Y., Zhang, W., Chen, Y., Li, Y., Shi, M., Lan, K., & Liu, Y. (2020). RNA based mNGS approach identifies a novel human coronavirus from two individual pneumonia cases in 2019 Wuhan outbreak. *Emerging microbes & infections*, 9(1), 313–319. <https://doi.org/10.1080/22221751.2020.1725399>

Cheng, M., Kang, D., & McNeil, S. (2020, December 30). China clamps down in hidden hunt for coronavirus origins. Retrieved January 11, 2021, from CNN <https://apnews.com/article/united-nations-coronavirus-pandemic-china-only-on-ap-bats-24fbadc58cee3a40bca2ddf7a14d2955>

China Change (2021a) “The Legal Apparatus Can Bring Anyone to Court for the Sake of Censoring the People:” Some Statements by the Defense During the Trial Argument Phase of Zhang Zhan’s Case. (2021, January 3). Retrieved February 6, 2021, from China Change website:

<https://chinachange.org/2021/01/02/the-legal-apparatus-can-bring-anyone-to-court-for-the-sake-of-censoring-the-people-some-statements-by-the-defense-during-the-trial-argument-phase-of-zhang-zhans-case/> Archived: <https://archive.vn/dn40w>

China Change (2021b) “Criminal Judgment” of Citizen Journalist Zhang Zhan by Court in Shanghai. (2021, January 16). Retrieved February 6, 2021, from China Change website: <https://chinachange.org/2021/01/15/criminal-judgment-of-citizen-journalist-zhang-zhan-by-court-in-shanghai/> Archived: <https://archive.vn/dRoTs>

China Daily (2016) 陈子琰. (2016). “Insect man” hits it big - China - Chinadaily.com.cn 2016-12-23. Liu Kun and Zhou Lihua in Wuhan. Retrieved February 11, 2021, from Archive.org website: [https://web.archive.org/web/20201108122526/http://www.chinadaily.com.cn/china/2016-12/23/content\\_27751301.htm](https://web.archive.org/web/20201108122526/http://www.chinadaily.com.cn/china/2016-12/23/content_27751301.htm)

China Government Procurement Network (2019a). Announcement of winning the bid for the procurement project of the environmental air disinfection treatment system and scalable automated sample storage management system of Wuhan Institute of Virology, Chinese Academy of Sciences. Treasury Department of the Ministry of Finance of PRC [http://www.ccgp.gov.cn/cggg/zygg/zbgg/201908/t20190814\\_12678523.htm](http://www.ccgp.gov.cn/cggg/zygg/zbgg/201908/t20190814_12678523.htm) Retrieved January 31, 2021, from archive.is website: <https://archive.is/1nXLD>

China Government Procurement Network (2019b). Procurement project scalable automated sample storage management system of Wuhan Institute of Virology, Purchase order document: <http://www.ccgp.gov.cn/oss/download?uuid=7D00B52E5CC192BBADA40A6E81DF17> Archived: <https://archive.is/o/1nXLD/www.ccgp.gov.cn/oss/download?uuid=7D00B52E5CC192BBADA40A6E81DF17>

China Labour Bulletin [CLB], (2020). Workers’ rights and labour relations in China. Retrieved <https://clb.org.hk/content/workers%E2%80%99-rights-and-labour-relations-china>.

China News Network (2019) 中国新闻网. (2019). my country's first high-level Biosafety laboratory is upgraded. Science and Technology Daily. 2019-11-27. Retrieved February 10, 2021, from Chinanews.com website: <https://m.chinanews.com/wap/detail/zw/gn/2019/11-27/9018656.shtml> Archived: <https://archive.vn/exeRS>

China Testing Network (2019-07-02) Tender Announcement for the Overall Relocation of the Production Base of Wuhan Institute of Biological Products Co., Ltd. Wuhan Institute of Biological Products Co., Ltd. Wastewater Treatment Station Overhaul Project (HBSJ-201801FJ-067002001) (2019). Retrieved February 28, 2021, from Chinatesting.com.cn website: <http://www.chinatesting.com.cn/0zbt/b/20190722434.html>

Chinese Academy of Sciences. (2019). Wuhan National Biosafety Laboratory. Retrieved 7 February 2021, from Lssf.cas.cn website: <http://lssf.cas.cn/en/facilities-view.jsp?id=ff8080814ff56599014ff59e677e003d>

- Chinese News, (2020). Where did the epidemic produce 260,000 tons of medical waste in 75 days? Who made it, 04-21-2020. (Translation) from <https://huxiu.com/article/349377.html>
- CNN. (2018, July 23). Chinese company sold 250K faulty vaccines. Retrieved March 1, 2021, from CNN website: <https://edition.cnn.com/2018/07/23/asia/faulty-vaccine-china-intl/index.html>
- Coghlan, A. (2020). Faulty pipe blamed for UK foot and mouth outbreak. Retrieved February 7, 2021, from New Scientist website: <https://www.newscientist.com/article/dn12615-faulty-pipe-blamed-for-uk-foot-and-mouth-outbreak/>
- Cohen, J. (2020). Wuhan coronavirus hunter Shi Zhengli speaks out. *Science*, 369(6503), 487–488. 31 Jul 2020 Q & A: <http://scim.ag/ShiZhengli> PDF: <https://www.sciencemag.org/sites/default/files/Shi%20Zhengli%20Q%26A.pdf> <https://doi.org/10.1126/science.369.6503.487>
- Colaiacovo, M. (2020a, December 01). Fearsome viruses and where to find them. Retrieved January 20, 2021, from <https://mygenomix.medium.com/fearsome-viruses-and-where-to-find-them-4e6b0ac6e602>
- Colaiacovo, M. (2020b, December 05). The origin of SARS-CoV-2 is a riddle: Meet the Twitter detectives who aim to solve it. Retrieved January 20, 2021, from <https://mygenomix.medium.com/the-origin-of-sars-cov-2-is-a-riddle-meet-the-twitter-detectives-who-aim-to-solve-it-5050216fd279>
- Conceicao, C., Thakur, N., Human, S., Kelly, J. T., Logan, L., Bialy, D., Bhat, S., Stevenson-Leggett, P., Zagrajek, A. K., Hollinghurst, P., Varga, M., Tsirigoti, C., Tully, M., Chiu, C., Moffat, K., Silesian, A. P., Hammond, J. A., Maier, H. J., Bickerton, E., ... Bailey, D. (2020). The SARS-CoV-2 Spike protein has a broad tropism for mammalian ACE2 proteins. *PLOS Biology*, 18(12), e3001016. <https://doi.org/10.1371/journal.pbio.3001016>
- Cookson, Clive (2015, August 7). Virology: the problem with “leaky” vaccines. Retrieved February 7, 2021, from @FinancialTimes website: <https://www.ft.com/content/a1955694-3ae4-11e5-bbd1-b37bc06f590c>  
Archived: <https://archive.is/xdego>
- Coutard, B., Valle, C., de Lamballerie, X., Canard, B., Seidah, N. G., & Decroly, E. (2020). The spike glycoprotein of the new coronavirus 2019-nCoV contains a furin-like cleavage site absent in CoV of the same clade. *Antiviral research*, 176, 104742. <https://doi.org/10.1016/j.antiviral.2020.104742>
- COVID Tracking Project [CTP], (2020). COVID Data track. Retrieved at <https://covidtracking.com/data>
- Covid19.No (2020, May 8). Did Military athletes catch Covid-19 in Wuhan in OCTOBER? Retrieved February 6, 2021, from Covid-19 News/info website: <https://covid-19.no/military-athletes-catch-covid-19-in-wuhan-october>



- Croddy, (2002) China's Role in the Chemical and Biological Disarmament Regimes by Eric Croddy. Nonproliferation Review • 9.1 • Spring 2002. Retrieved February 10, 2021, from James Martin Center for Nonproliferation Studies website: <https://nonproliferation.org/research/nonproliferation-review/npr-9-1/> PDF: <https://www.nonproliferation.org/wp-content/uploads/npr/91crodd.pdf>
- CUHK, (2013). Professor George Fu Gao. Hong Kong Institute for Advanced Study | City University of Hong Kong. Retrieved February 1, 2021, from Cityu.edu.hk website: <https://www.ias.cityu.edu.hk/en/profile/id=43>
- Cyranoski, (2017). Inside the Chinese lab poised to study world's most dangerous pathogens. *Nature*, 542, p.399. Retrieved at <https://www.nature.com/news/inside-the-chinese-lab-poised-to-study-world-s-most-dangerous-pathogens-1.21487>
- Cyranoski., D. (2020). Mystery deepens over animal source of coronavirus. *Nature*, 579, retrieved at <https://media.nature.com/original/magazine-assets/d41586-020-00548-w/d41586-020-00548-w.pdf>
- Daoyu Zhang. (2021). Vector sequences in early WIV SRA sequencing data of SARS-CoV-2 inform on a potential large-scale security breach at the beginning of the COVID-19 pandemic [Data set]. Zenodo. <http://doi.org/10.5281/zenodo.4486195>
- Davar, K. (2020) The Wuhan Pneumonia and Biological Warfare. (2020, April 11). Retrieved February 28, 2021, from Indian Defence Review website: <http://www.indiandefencereview.com/news/the-wuhan-pneumonia-and-biological-warfare/>
- Daszak, P., Olival, K. J., & Li, H. (2020). A strategy to prevent future epidemics similar to the 2019-nCoV outbreak. *Biosafety and Health*, 2(1), 6–8. <https://doi.org/10.1016/j.bsheal.2020.01.003>
- Daszak, P. (2015, March 26). Assessing Coronavirus threats. Retrieved January 22, 2021, from <https://www.nationalacademies.org/event/03-26-2015/docs/DA760CC9ECD2E72D89ED43A6431A57AD5D3782C72AA6> Archived: <https://web.archive.org/web/20210101084540/https://www.nationalacademies.org/documents/embed/link/LF2255DA3DD1C41C0A42D3BEF0989ACAECE3053A6A9B/file/DA760CC9ECD2E72D89ED43A6431A57AD5D3782C72AA6>
- Davidson, H. (2020, December 28). Wuhan Covid citizen journalist jailed for four years in China's Christmas crackdown. Retrieved January 12, 2021, from The Guardian <https://www.theguardian.com/world/2020/dec/28/wuhan-citizen-journalist-jailed-for-four-years-in-chinas-christmas-crackdown>
- De Figueiredo A, Simas C, Karafillakis E, Paterson P, Larson HJ, (2020). Mapping global trends in vaccine confidence and investigating barriers to vaccine uptake: a large-scale retrospective temporal modelling study. *Lancet*. 396(10255):898-908. doi: 10.1016/S0140-6736(20)31558-0. Epub 2020 Sep 10. PMID: 32919524.
- Demaneuf, G. & de Maistre, R., (2020). Outlines of a probabilistic evaluation of possible SARS-CoV-2 origins. DOI 10.5281/zenodo.4051156

Retrieved at [https://zenodo.org/record/4057129#.X76\\_3GhKiUk](https://zenodo.org/record/4057129#.X76_3GhKiUk)

Demaneuf, G.,(2020a). Evaluation of the Lab Escape risk by the Chinese authorities.

Retrieved at

<https://gillesdemaneuf.medium.com/evaluation-of-the-lab-escape-risks-by-the-chinese-authorities-33450c4a4ea6>

Demaneuf, G. , (201b). Rushed data collection of suspected early Covid-19 cases in Wuhan.

Retrieved at <https://gillesdemaneuf.medium.com/early-cases-of-suspected-covid-19-in-wuhan-feb-20-data-collection-b7740ed1436f>

DEMBEK, Z. F., KORTEPETER, M. G., & PAVLIN, J. A. (2006). Discernment between deliberate and natural infectious disease outbreaks. *Epidemiology and Infection*, 135(3), 353–371. <https://doi.org/10.1017/s0950268806007011>

Devine, M., (2020). What is China covering up about the coronavirus? NYT Magazine.

<https://nypost.com/2020/05/06/what-is-china-covering-up-about-the-coronavirus-devine/> (last accessed on Oct 12, 2020).

Dilanian ,K., Arrow,R., Kube,C., Lee, C.E., Jones, L.and Bodo, L., (2020). Report says cellphone data suggests October shutdown at Wuhan lab, but experts are skeptical. NBC News. Retrieved at <https://www.nbcnews.com/politics/national-security/report-says-cellphone-data-suggests-october-shutdown-wuhan-lab-experts-n1202716>

Dilkoff, D. (2020, May 7). Military World Games in Wuhan in focus: “We are all sick.”

Retrieved February 6, 2021, from Web24 News website:

<https://www.web24.news/u/2020/05/military-world-games-in-wuhan-in-focus-we-are-all-sick.html>

Dilucca, M., Forcelloni, S., Georgakilas, A. G., Giansanti, A., & Pavlopoulou, A., (2020). Codon Usage and Phenotypic Divergences of SARS-CoV-2 Genes. *Viruses*, 12(5), 498.

<https://doi.org/10.3390/v12050498>

Ding Yuena (2020a) 1, Yuan Bifei, Liu Jinye, Song Zhigang, Lin Zhong, Weng Jingqing, Shi Zhiyang, Tang Zhijiao, Sun Zhiping, Han Wendong, Tian Di, Zhou Zhitong, Dai Junming, Qu Di. The current status of job satisfaction in biosafety tertiary laboratories and its correlation with occupational stress [J]. *Microbes and Infection*, 2014, 9(4): 230-237.

Available at:

[http://zgbjyx.cnjournals.com/zgbjyxzzen/ch/reader/view\\_abstract.aspx?file\\_no=20141016](http://zgbjyx.cnjournals.com/zgbjyxzzen/ch/reader/view_abstract.aspx?file_no=20141016)

Archived: <https://archive.vn/oJu49>

Ding Yue-Na (2020b), YUAN Bi-Fei, LIU Jin-Ye, SONG Zhi-Gang, LIN Zhong, WENG Jing-Qing, SHI Zhi-Yang, TANG Zhi-Jiao, SUN Zhi-Ping, HAN Wen-Dong, TIAN Di, ZHOU Zhi-Tong, DAI Jun-Ming, QU Di. Analysis of work satisfaction and its relationship with job stress in staff in biosafety level 3 laboratory. *JOURNAL OF MICROBES AND INFECTIONS*, 2014, 9(4): 230-237. Available at:

<http://jmi.fudan.edu.cn/CN/Y2014/V9/I4/230>

DOJ & FBI (2011) U.S. Department of Justice Federal Bureau of Investigation Criminal

and Epidemiological Investigation Handbook 2011 Edition).  
Available at: <https://www.cdc.gov/phlp/docs/CrimEpiHandbook2011.pdf>

- Driggers, K., (2019). What You Need to Know to Store Vaccines in Refrigerators. Retrieved at <https://americanbiotechsupply.com/blogs/american-biotech-supply/2019/11/05/what-you-need-to-know-to-store-vaccines-in-refrigerators>
- Drury, C. , (2020). Coronavirus: Wuhan lab that researches Covid-19 will not be visited by WHO investigators looking into origin of virus. Independent. Retrieved at <https://www.independent.co.uk/news/world/asia/coronavirus-wuhan-lab-who-visit-covid-19-china-a9614391.html>
- Dye, J. & Willan, F. (2021, February 10). Australian scientist on WHO mission confident COVID-19 originated in China. Retrieved February 11, 2021, from The Sydney Morning Herald website: <https://www.smh.com.au/national/australian-scientist-on-who-mission-confident-covid-19-originated-in-china-20210210-p571cz.html>
- Dyer O. , (2020). Covid-19: Denmark to kill 17 million minks over mutation that could undermine vaccine effort. BMJ. 2020 Nov 9;371:m4338. doi: 10.1136/bmj.m4338. PMID: 33168526.
- EFE. (2020, June 19). Seis de 138 militares que viajaron a los juegos de Wuhan dan positivo a anticuerpos del coronavirus. Retrieved February 6, 2021, from [www.20minutos.es](http://www.20minutos.es) - Últimas Noticias website: <https://www.20minutos.es/noticia/4297980/0/militares-juegos-wuhan-positivo-anticuerpos-coronavirus/>
- Eldholm, V., & Brynildsrud, O. B. (2020, September 18). On the veracity of RaTG13. Retrieved January 22, 2021, from <https://virological.org/t/on-the-veracity-of-ratg13/551>
- EMERGE - QUANDHIP. (2016). Integrated European Checklist for Laboratory Biorisk Management in Handling of High Consequence Risk Group 3 and 4 Agents (ECL-Biorisk) January 6, 2016 Retrieved February 25, 2021, from Emerge.rki.eu website: [https://www.emerge.rki.eu/Emerge/EN/Content/Quandhip/quandhip\\_node.html](https://www.emerge.rki.eu/Emerge/EN/Content/Quandhip/quandhip_node.html)
- Emerging Viruses Group (2020) 国际合作 - 中国科学院武汉病毒研究所. (2020, January 27). Retrieved February 10, 2021, <http://159.226.126.127:8082/web/55577/27> Archived: archive.is website: <https://archive.is/SPLGK>
- Epoch Times (2020). 关于请武汉市协助开展新冠肺炎 早期病例搜索工作的函. CCP internal document: The epidemic has spread in October last year Retrieved from <https://reurl.cc/10eAL9>
- Erwan,S.,Halloy,J.,Casane,D. Decrly,E.VanHelden,J.,(2020). Tracing the origins of SARS-CoV-2 in coronavirus phylogenies. Aix-Marseille Univ, INSERM, lab. Theory and Approaches of Genome Complexity (TAGC), Marseille, France.

- ESWI TV. (2020, December 18). ESWI2020 keynote lecture Zhengli Shi: From SARS to COVID-19, understanding the interspecies transmission of SARS-related coronaviruses - ESWI TV. Retrieved March 3, 2021, from ESWI TV website: <https://eswi.org/eswi-tv/eswi2020-keynote-lecture-zhengli-shi-from-sars-to-covid-19-understanding-the-interspecies-transmission-of-sars-related-coronaviruses/>
- European Centre for Disease Prevention and Control [ECDC], (2020). Detection of new SARS-CoV-2 variants related to mink. Retrieved at <https://www.ecdc.europa.eu/sites/default/files/documents/RRA-SARS-CoV-2-in-mink-12-nov-2020.pdf>
- Evering, T.H. & Tsuji, M., (2018) Human Immune System Mice for the Study of Human Immunodeficiency Virus-Type 1 Infection of the Central Nervous System. *Front. Immunol.* 9:649. doi: 10.3389/fimmu.2018.00649
- Everington, K. (2021a). WHO inspector caught on camera revealing coronavirus manipulation in Wuhan before pandemic. Retrieved January 19, 2021, from Taiwan News <https://www.taiwannews.com.tw/en/news/4104828>
- Everington, K. (2021b). Wuhan lab scientist published paper on lab leak caused by rats | Taiwan News | 2021/01/22. Retrieved January 25, 2021, Taiwan News: <https://www.taiwannews.com.tw/en/news/4108578>
- Everington, K. (2021c). Australian geneticist debunks China's mink theory of Covid origin. Retrieved January 20, 2021, from Taiwan news <https://www.taiwannews.com.tw/en/news/4105989>
- Environmental Protection Agency [EPA], (2018). Sampling, Laboratory and Data Considerations for Microbial Data Collected in the Field. July18. Retrieved at [EPA/600/R-18/164](https://www.epa.gov/research/EPA/600/R-18/164) | July 2018 | [www.epa.gov/research](https://www.epa.gov/research)
- Fan, Y., Zhao, K., Shi, Z. L., & Zhou, P. (2019). Bat Coronaviruses in China. *Viruses*, 11(3), 210. <https://doi.org/10.3390/v11030210>
- FAO. 2017. Sharing FAO tools for Veterinary Laboratory assessment. (2017). Retrieved February 1, 2021, from Fao.org website: [http://www.fao.org/ag/againfo/programmes/en/empres/news\\_231216b.html](http://www.fao.org/ag/againfo/programmes/en/empres/news_231216b.html)
- FDA, ORA, 2019 Food and Drug Administration Office of Regulatory Affairs [FDA ORA], (2019). Laboratory Manual Volume II, document number ORA-LAB.5.9. Retrieved from <https://www.fda.gov/media/73979/download>
- Federal Bureau of Investigations [FBI], (2020a). Mission & Priorities. Retrieved at <https://www.fbi.gov/about/mission>
- Federal Bureau of Investigations [FBI], (2020b). Amerithrax or Anthrax Investigation. Retrieved at <https://archives.fbi.gov/archives/about-us/history/famous-cases/anthrax-amerithrax>

Federal Bureau of Investigations [FBI], (2020c). Combined DNA Index System (CODIS). Retrieved at <https://www.fbi.gov/services/laboratory/biometric-analysis/codis>

Federal Bureau of Investigations [FBI], (2015). Dispositions Aid in Preventing Unauthorized Access to Biological Agents and Toxins. Retrieved at <https://www.fbi.gov/services/cjis/cjis-link/dispositions-aid-in-preventing-unauthorized-access-to-biological-agents-and-toxins>

Federal Bureau of Investigations [FBI], (2011). Statement Before the Senate Committee on Homeland Security and Governmental Affairs Washington, D.C. Vahid Majidi Assistant Director, Weapons of Mass Destruction Directorate Federal Bureau of Investigation. Retrieved at <https://archives.fbi.gov/archives/news/testimony/ten-years-after-9-11-and-the-anthrax-attacks-protecting-against-biological-threats>

Federal Bureau of Investigations [FBI], (2009). Daniel D. Roberts, Assistant Director, Criminal Justice Information Services Division, Federal Bureau of Investigation Statement Before the Senate Judiciary Committee, Subcommittee on Terrorism and Homeland Security Washington, DC. Retrieved at <https://archives.fbi.gov/archives/news/testimony/mission-of-fbis-bioterrorism-risk-assessment-group>

Fei Chang Dao (2021) Translation: Judgment in the Case of Citizen Journalist Zhang Zhan's Reporting on the Novel Coronavirus Outbreak in Wuhan. (January 4, 2021). Retrieved February 6, 2021, from Feichangdao.com website: <http://blog.feichangdao.com/2021/01/covid-zhang-zhan-wuhan-journalist-judgment.html>  
Archived: <https://archive.vn/p4BXq>

Ferrann, L., & Fujita, A. (2013, June 13). Edward Snowden Claims NSA Documents Show U.S. Hacks China: Report. Retrieved January 13, 2021, from <https://abcnews.go.com/Blotter/edward-snowden-claims-evidence-shows-us-hacks-china/story?id=19384436>

Field, M.,(2020). Experts know the new coronavirus is not a bioweapon. They disagree on whether it could have leaked from a research lab. *Bulletin of the Atomic Scientist*. Retrieved at <https://thebulletin.org/2020/03/experts-know-the-new-coronavirus-is-not-a-bioweapon-they-disagree-on-whether-it-could-have-leaked-from-a-research-lab/>

Financial Times, (2012). "China overtakes US as world's largest goods trader". *Financial Times*. Retrieved at <https://www.epi.org/publication/trade-deficit-2011-china-accounted-fourths/>

Football Italia (2020, May 7th) Athletes: "Sick in Wuhan back in October" Football Italia. Retrieved February 6, 2021, from Football-italia.net website: <https://www.football-italia.net/152958/athletes-sick-wuhan-back-october>

Forbes, S.,(2020). CDC And COVID-19: Scandal and incompetence. Forbes, March 14, 2020. Retrieved at <https://www.forbes.com/sites/steveforbes/2020/03/14/cdc-and-covid-19-scandal-and-incompetence/?sh=3fddfffb2e7a>

Foreign, Commonwealth & Development Office. (2021, January 20). Media freedom in China: statement from Media Freedom Coalition members. Retrieved February 6, 2021, from

GOV.UK website: <https://www.gov.uk/government/news/media-freedom-in-china-statement-from-media-freedom-coalition-members>

FR24 News (2020, August 22). The main American body asks explosive questions about the origin of the coronavirus | FR24 News English. Retrieved January 31, 2021, from Fr24news.com website: <https://www.fr24news.com/a/2020/08/the-main-american-body-asks-explosive-questions-about-the-origin-of-the-coronavirus.html>

France Info (2021, Feb 6th) Coronavirus : la piste d'une contamination pour des participants aux Jeux militaires de Wuhan en octobre "tout à fait plausible" estime un infectiologue. (2020, May 6). Retrieved February 6, 2021, from Franceinfo website: [https://www.francetvinfo.fr/sante/maladie/coronavirus/coronavirus-la-piste-dune-contamination-pour-des-participants-aux-jeux-militaires-de-wuhan-en-octobre-tout-a-fait-plausible-estime-un-infectiologue\\_3951627.html](https://www.francetvinfo.fr/sante/maladie/coronavirus/coronavirus-la-piste-dune-contamination-pour-des-participants-aux-jeux-militaires-de-wuhan-en-octobre-tout-a-fait-plausible-estime-un-infectiologue_3951627.html)

France TV Sport. (2020, June 5). Des sportifs français contaminés par le Covid-19 dès octobre aux Jeux militaires de Wuhan ? Retrieved February 6, 2021, from Francetvsport website: <https://sport.francetvinfo.fr/omnisport/des-sportifs-francais-contamines-par-le-covid-19-des-octobre-aux-jeux-militaires-de-wuhan>

Frank, M., Prenzler, A., Eils, R., & Graf von der Schulenburg, J. M. (2013). Genome sequencing: a systematic review of health economic evidence. *Health Economics Review*, 3(1), 29. <https://doi.org/10.1186/2191-1991-3-29>

Fridstrøm, A. (2020, December 2). Will the upcoming WHO investigation in China look into the possibility of a lab leak starting the pandemic? Retrieved February 6, 2021, from Minervanett.no website: <https://www.minervanett.no/sars-sars-cov-2-who/will-the-upcoming-who-investigation-in-china-look-into-the-possibility-of-a-lab-leak-starting-the-pandemic/369666>

Friend, T., & Stebbing, J. (2021). What is the intermediate host species of SARS-CoV-2? *Future Virology*. Retrieved from: <https://www.futuremedicine.com/doi/10.2217/fvl-2020-0390> <https://doi.org/10.2217/fvl-2020-0390>

Friends of China labour Bulletin [ Friendsclb], (2018). Labour relations in China: Some frequently asked questions Labour relations in China: Some frequently asked questions. <https://friendsclb.org/labor-rights-in-china>

Fumanski., (2014). Laboratory Escapes and "Self-fulfilling prophecy" Epidemics. Escaped Viruses-final 2-17-14. Retrieved at <https://armscontrolcenter.org/wp-content/uploads/2016/02/Escaped-Viruses-final-2-17-14-copy.pdf>

Gall, A. M., Mariñas, B. J., Lu, Y., & Shisler, J. L. (2015). Waterborne Viruses: A Barrier to Safe Drinking Water. *PLoS pathogens*, 11(6), e1004867. <https://doi.org/10.1371/journal.ppat.1004867>

- Gallaher, W.R. (2020) A palindromic RNA sequence as a common breakpoint contributor to copy-choice recombination in SARS-COV-2. *Arch Virol* 165, 2341–2348 (2020).  
<https://doi.org/10.1007/s00705-020-04750-z>
- Gao, G., CV (2021). Curriculum Vitae. Retrieved from website:  
[http://bioincheon.kr/files/CV\\_PL3\\_George%20Fu%20Gao\\_upload\\_v2.pdf](http://bioincheon.kr/files/CV_PL3_George%20Fu%20Gao_upload_v2.pdf)
- Gao G. F. (2019). For a better world: Biosafety strategies to protect global health. *Biosafety and health*, 1(1), 1–3. <https://doi.org/10.1016/j.bsheal.2019.03.001>
- Gao, G. F., & Feng, Y. (2014). On the ground in Sierra Leone. *Science* (New York, N.Y.), 346(6209), 666. <https://doi.org/10.1126/science.346.6209.666>
- Gartland, A.,(2020). SARS-CoV-2: lab-origin hypothesis gains traction. *Changing Times*, October 12, 2020. Retrieved at <https://changingtimes.media/2020/10/12/SARS-CoV-2-lab-origin-hypothesis-gains-traction/>
- Ge XY, Wang N, Zhang W, Hu B, Li B, Zhang YZ, et al. (2020) Coexistence of multiple coronaviruses in several bat colonies in an abandoned mineshaft. *Virol Sin.* 31:31–40. doi: 10.1007/s12250-016-3713-9
- Geraghty, J., (2020). Nothing to See Here, Just ‘Labs in China’ Being Sloppy with ‘Biological Disposal. <https://www.nationalreview.com/corner/nothing-to-see-here-just-labs-in-china-being-sloppy-with-biological-disposal/>
- Gianotti, R., Barberis, M., Fellegara, G., Galván-Casas, C., & Gianotti, E. (2021). COVID-19 related dermatosis in November 2019. Could this case be Italy’s patient zero? *British Journal of Dermatology*. Retrieved from: [https://media2-col.corriereobjects.it/pdf/2021/salute/COVID-19\\_related\\_dermatosis\\_in\\_November\\_2019.pdf](https://media2-col.corriereobjects.it/pdf/2021/salute/COVID-19_related_dermatosis_in_November_2019.pdf) DOI: <https://doi.org/10.1111/bjd.19804>
- Gibert, V. (2020, May 3). Covid-19: un patient infecté en France dès décembre, selon ce médecin. Retrieved February 6, 2021, from Le HuffPost website:  
[https://www.huffingtonpost.fr/entry/covid-19-un-patient-infecte-en-france-des-decembre-selon-ce-medecin\\_fr\\_5eaeef72c5b6305c5900d26b](https://www.huffingtonpost.fr/entry/covid-19-un-patient-infecte-en-france-des-decembre-selon-ce-medecin_fr_5eaeef72c5b6305c5900d26b)
- Gillam, C (2020) Validity of key studies on origin of coronavirus in doubt; science journals investigating - U.S. Right to Know. (2020, November 10). Retrieved January 24, 2021, from U.S. Right to Know website: <https://usrtk.org/biohazards/coronavirus-origin-in-doubt>
- Gillim-Ross, L., Taylor, J., Scholl, D. R., Ridenour, J., Masters, P. S., & Wentworth, D. E. (2004). Discovery of novel human and animal cells infected by the severe acute respiratory syndrome coronavirus by replication-specific multiplex reverse transcription-PCR. *Journal of Clinical Microbiology*, 42(7), 3196–3206. <https://doi.org/10.1128/JCM.42.7.3196-3206.2004>
- Global Times, (2021) Mink may be host of coronavirus’ origin: China’s “Bat Woman” - Zhang Hui  
Global Times. (2021, Jan 15). Retrieved February 5, 2021, from Globaltimes.cn website:  
<https://www.globaltimes.cn/page/202101/1212942.shtml>

- Goffinet, A. (2020, May 13). Covid 19: Zoonosis or leak ? Retrieved January 20, 2021, from <https://blogoncovid.blogspot.com/2020/04/covid-19-zoonosis-or-leak.html>
- Good Day Sacramento. (2020, April 2). Coronavirus Testing: Rancho Cordova Company Hopes To Get Rapid Test Approved By FDA. Retrieved February 6, 2021, from Cbslocal.com website: <https://gooddaysacramento.cbslocal.com/2020/04/02/rancho-cordova-rapid-coronavirus-test-fda/>
- Google Patents (2018) CN208317981U - A kind of bat rearing cage - Google Patents. (2018, June 15). Retrieved January 29, 2021, from Google.com website: <https://patents.google.com/patent/CN208317981U/en>
- Google Patents (2019) CN110755127A - A instrument that is used for in biological safety laboratory to indicate to tie up fast - Google Patents. (2019, November 15). Retrieved February 8, 2021, from Google.com website: <https://patents.google.com/patent/CN110755127A/en>
- Google Patents (2020a) CN112262846A - Object surface disinfectant for high-grade biosafety laboratory and preparation method thereof - Google Patents. (2020, November 13). Application filed by Wuhan Institute of Virology, Chinese Academy of Sciences and Langli Biomedicine (Wuhan) Co., Ltd. Retrieved March 25, 2021, from Google.com website: <https://patents.google.com/patent/CN112262846A/en>
- Google Patents. (2020b) CN112205352A - Artificial breeding method for wild bat of predatory worm - (2020, October 16). Application filed by Wuhan Institute of Virology. Retrieved February 3, 2021, from Google.com website: <https://patents.google.com/patent/CN112205352A>  
Archived: <https://archive.vn/LSq9v>
- Greenwald, G. (2014, May 12). How the NSA tampers with US-made internet routers. The Guardian. Retrieved from <https://www.theguardian.com/books/2014/may/12/glenn-greenwald-nsa-tampers-us-internet-routers-snowden>
- Greitens, S.H and Gewirtz, J. (2020, July 10th) China's Troubling Vision for the Future of Public Health, Foreign Affairs, Jul. 10, 2020, <https://www.foreignaffairs.com/articles/china/2020-07-10/chinas-troubling-vision-future-public-health>.
- Griffith., (2020). Mike Pompeo demands truth from Beijing as US investigates if COVID-19 escaped from Wuhan lab during experiments and China covered it up by blaming 'wet' food markets. Daily Mail, April 2020. Retrieved at <https://www.dailymail.co.uk/news/article-8223779/Coronavirus-originated-bungled-experiments-Wuhan-lab-bombshell-report-claims.html>
- Grumberg, J.P. (2020, May 7). Breaking news: French athletes were contaminated by the CCP virus in Wuhan in October - Geller Report News. Retrieved February 6, 2021, from Geller Report News website: <https://gellerreport.com/2020/05/breaking-news-french-athletes-were-contaminated-by-the-ccp-virus-in-wuhan-in-october.html/>
- Grunow, R., & Finke, E. J. (2002). A procedure for differentiating between the intentional release of biological warfare agents and natural outbreaks of disease: its use in analyzing the tularemia



outbreak in Kosovo in 1999 and 2000. *Clinical microbiology and infection : the official publication of the European Society of Clinical Microbiology and Infectious Diseases*, 8(8), 510–521. <https://doi.org/10.1046/j.1469-0691.2002.00524.x>

Gu, H., Chen, Q., Yang, G., He, L., Fan, H., Deng, Y.-Q., ... Luo, D.-Y. (2020). Adaptation of SARS-CoV-2 in BALB/c mice for testing vaccine efficacy. *Science*, eabc4730. <https://doi.org/10.1126/science.abc4730>

Gundy, P. M., Gerba, C. P., & Pepper, I. L. (2009). Survival of Coronaviruses in Water and Wastewater. *Food and Environmental Virology*, 1(1), 10. <https://doi.org/10.1007/s12560-008-9001-6>

Guo, M., Wang, Y., Liu, J., Huang, Z., & Li, X. (2019). Biosafety and data quality considerations for animal experiments with highly infectious agents at ABSL-3 facilities. *Journal of Biosafety and Biosecurity*, 1(1), 50–55. <https://doi.org/10.1016/j.jobb.2018.12.011>

Guo, W.-P., Lin, X.-D., Wang, W., Tian, J.-H., Cong, M.-L., Zhang, H.-L., ... Zhang, Y.-Z. (2013). Phylogeny and Origins of Hantaviruses Harbored by Bats, Insectivores, and Rodents. *PLoS Pathogens*, 9(2), e1003159. <https://doi.org/10.1371/journal.ppat.1003159>

Guterl, F. (2020, April 28). Dr. Fauci Backed Controversial Wuhan Lab with U.S. Dollars for Risky Coronavirus Research. Retrieved January 25, 2021, from Newsweek website: <https://www.newsweek.com/dr-fauci-backed-controversial-wuhan-lab-millions-us-dollars-risky-coronavirus-research-1500741>

Hamid, R. (2020, June 1st). Coronavirus may have been in Europe in November: Scientists hunting for France patient zero. Retrieved February 6, 2021, from Technology Times website: <https://www.technologytimes.pk/2020/06/01/france-patient-zero/>

Han, J. & He, S., ( 2020). Urban flooding events pose risks of virus spread during the novel coronavirus (COVID-19) pandemic. *Science of Total Environment*, 755(2021) 142491. <https://doi.org/10.1016/j.scitotenv.2020.142491>

Han et al (2017) Han, H-J, Wen, H-L, Zhao, L, et al. Novel coronaviruses, astroviruses, adenoviruses and circoviruses in insectivorous bats from northern China. *Zoonoses Public Health*. 2017; 64: 636– 646. <https://doi.org/10.1111/zph.12358>

Han et al (2018) Han, H.-J., Wen, H.-L., Liu, J.-W., Qin, X.-R., Zhao, M., Wang, L.-J., ... Yu, X.-J. (2018). Pathogenic *Leptospira* Species in Insectivorous Bats, China, 2015. *Emerging Infectious Diseases*, 24(6), 1123–1126. <https://doi.org/10.3201/eid2406.171585>

Hao, P., Zhong, W., Song, S., Fan, S., & Li, X. (2020). Is SARS-CoV-2 originated from laboratory? A rebuttal to the claim of formation via laboratory recombination. *Emerging Microbes & Infections*, 9(1), 545–547. <https://doi.org/10.1080/22221751.2020.1738279>

Hao, L., Qi, J., Wang, R., Yi, Y., & Wu, J. (2019). Protective performance test and safety risk evaluation of a powered air-purifying suit. *Biosafety and Health*, 1(2), 91–97. <https://doi.org/10.1016/j.bsheal.2019.08.002>

Harding, T. (2020, December 21). Fears that rogue scientists could engineer a new virus as devastating as Covid. Fears That Rogue Scientists Could Engineer a New Virus as Devastating as Covid. Retrieved January 12, 2021, from <https://www.thenationalnews.com/world/europe/fears-that-rogue-scientists-could-engineer-a-new-virus-as-devastating-as-covid-1.1132642>

Hay, R. J., (1991). Operator-induced contamination in cell culture systems. *Dev Biol Stand.* 1991;75:193-204. PMID: 1794620. Retrieved at [https://www.wsj.com/articles/possible-early-covid-19-cases-in-china-emerge-during-who-mission-11612996225?mod=hp\\_lead\\_pos2https://pubmed.ncbi.nlm.nih.gov/1794620/](https://www.wsj.com/articles/possible-early-covid-19-cases-in-china-emerge-during-who-mission-11612996225?mod=hp_lead_pos2https://pubmed.ncbi.nlm.nih.gov/1794620/)

Henderson, A., & Mellouk, K. (2014). Boston Public Health Commission Biological Laboratory Safety Permit Application SECTION 2: BSL-4 BIOSAFETY MANUAL. Retrieved from website: [https://cdn.muckrock.com/outbound\\_request\\_attachments/BostonPublicHealthCommission/76412/Section20220-BSL-420Biosafety20Manual.pdf](https://cdn.muckrock.com/outbound_request_attachments/BostonPublicHealthCommission/76412/Section20220-BSL-420Biosafety20Manual.pdf)

Hinshaw, D., Page, J., & McKay, B. (2021, February 10). Possible Early Covid-19 Cases in China Emerge During WHO Mission. Retrieved March 3, 2021, from WSJ website: <https://www.wsj.com/articles/possible-early-covid-19-cases-in-china-emerge-during-who-mission-11612996225>

HKU-Pasteur, 2021. Dangerous Liaisons Workshop - Day 1 “Origin & spread of coronaviruses” HKU-Pasteur Research Pole. (24/02/2021) [YouTube Video]. Retrieved from <https://www.youtube.com/watch?v=LSISkvlesnA>

Hotbak (2021, January 31) 武汉P4实验室在哪. (Where is the Wuhan P4 Laboratory?) Retrieved January 31, 2021 from Hotbak.net website: <https://www.hotbak.net/key/%E6%AD%A6%E6%B1%89P4%E5%AE%9E%E9%AA%8C%E5%AE%A4%E5%9C%A8%E5%93%AA%E9%85%B7%E7%9F%A5%E7%BB%8F%E9%AA%8C%E7%BD%91.html> Archived: <https://archive.vn/6k3ns>

House of Commons (2008) Foot and Mouth Disease 2007: A Review and Lessons Learned. House of Commons to be printed 11 March 2008. Retrieved from: [https://assets.publishing.service.gov.uk/government/uploads/system/uploads/attachment\\_data/file/250363/0312.pdf](https://assets.publishing.service.gov.uk/government/uploads/system/uploads/attachment_data/file/250363/0312.pdf)

Housman, D. (2021, January 12). Why Aren't We Talking More About China's 'Gain of Function' Coronavirus Research? Daily Caller. Retrieved January, from <https://dailycaller.com/2021/01/12/china-wuhan-covid-19-coronavirus-gain-of-function-research-lab-leak-nih/>

Hsu, J. (2014, March 26). U.S. Suspicions of China's Huawei Based Partly on NSA's Own Spy Tricks. Retrieved January 13, 2021, from <https://spectrum.ieee.org/tech-talk/computing/hardware/us-suspicions-of-chinas-huawei-based-partly-on-nsas-own-spy-tricks>

- Hsu, J.L.,(2013). A brief history of vaccines: smallpox to the present. *S D Med.* 2013;*Spec no:*33-7. PMID: 23444589.. Retrieved at <https://pubmed.ncbi.nlm.nih.gov/23444589/>
- Hu, B., Zeng, L. P., Yang, X. L., Ge, X. Y., Zhang, W., Li, B., Xie, J. Z., Shen, X. R., Zhang, Y. Z., Wang, N., Luo, D. S., Zheng, X. S., Wang, M. N., Daszak, P., Wang, L. F., Cui, J., & Shi, Z. L. (2017). Discovery of a rich gene pool of bat SARS-related coronaviruses provides new insights into the origin of SARS coronavirus. *PLoS pathogens*, 13(11), e1006698. <https://doi.org/10.1371/journal.ppat.1006698>
- Hu, D., Zhu, C., Ai, L., He, T., Wang, Y., Ye, F., Yang, L., Ding, C., Zhu, X., Lv, R., Zhu, J., Hassan, B., Feng, Y., Tan, W., & Wang, C. (2018). Genomic characterization and infectivity of a novel SARS-like coronavirus in Chinese bats. *Emerging microbes & infections*, 7(1), 154. <https://www.ncbi.nlm.nih.gov/pmc/articles/PMC6135831/> <https://doi.org/10.1038/s41426-018-0155-5>
- Huang, C. (2016) Novel virus discovery in bat and the exploration of receptor of bat coronavirus HKU9 (PhD Thesis). National Institute for Viral Disease Control and Prevention, Beijing: China Available online at: [http://eng.oversea.cnki.net/kcms/detail/detail.aspx?dbcode=CDFD&QueryID=11&CurRec=1&dbname=CDFDLAST2018&filename=1017118517.nh&UID=WEEvREcwSIJHSldTTEYZWEpEZktmRXB3Sm9JeHRKZExVOG5ySkJk0xHMD0%3d%249A4hF\\_YAuvQ5obgVAqNKPCYcEjKensW4IQMovwHtwkF4VYPoHbKxJw!!&autoLogin=0](http://eng.oversea.cnki.net/kcms/detail/detail.aspx?dbcode=CDFD&QueryID=11&CurRec=1&dbname=CDFDLAST2018&filename=1017118517.nh&UID=WEEvREcwSIJHSldTTEYZWEpEZktmRXB3Sm9JeHRKZExVOG5ySkJk0xHMD0%3d%249A4hF_YAuvQ5obgVAqNKPCYcEjKensW4IQMovwHtwkF4VYPoHbKxJw!!&autoLogin=0)
- Huang, C., Liu, W. J., Xu, W., Jin, T., Zhao, Y., Song, J., Shi, Y., Ji, W., Jia, H., Zhou, Y., Wen, H., Zhao, H., Liu, H., Li, H., Wang, Q., Wu, Y., Wang, L., Liu, D., Liu, G., Yu, H., ... Gao, G. F. (2016). A Bat-Derived Putative Cross-Family Recombinant Coronavirus with a Reovirus Gene. *PLoS pathogens*, 12(9), e1005883. <https://doi.org/10.1371/journal.ppat.1005883>
- Hui-Ju Han. (2015a). Pub facts Publications. Retrieved February 11, 2021, from PubFacts website: <https://www.pubfacts.com/author/Hui-Ju+Han>
- Hui Ju Han. (2015b). Elsevierpure Publications. Retrieved February 11, 2021, from COVID-19 Research Collaborations website: <https://covid19.elsevierpure.com/en/persons/hui-ju-han/publications/>
- Husseini, S. (2020, December 16). Peter Daszak's EcoHealth Alliance Has Hidden Almost \$40 Million In Pentagon Funding. Retrieved January 12, 2021, from <https://www.independentsciencenews.org/news/peter-daszaks-ecohealth-alliance-has-hidden-almost-40-million-in-pentagon-funding/>
- i24 NEWS. (2020, April 17th). i24NEWS. Report: US warned Israel about COVID-19 in November. Retrieved February 6, 2021, from I24news.tv website: <https://www.i24news.tv/en/news/israel/1587059866-report-us-warned-israel-about-covid-19-in-november>
- ICDC (2016) Professor Zhang Yongzhen's Chinese introduction on Nature's paper "Redefining the Invertebrate RNA Virus Circle". Official website of the Institute for Infectious Disease

Control and Prevention, Chinese Center for Disease Control and Prevention. November 30, 2016. <http://www.icdc.cn/plus/view.php?aid=2274>

IDSA (2016) China's Biological Warfare Programme: An Integrative Study with Special Reference to Biological Weapons Capabilities | Manohar Parrikar Institute for Defence Studies and Analyses. (2016). Retrieved February 28, 2021, from Idsa.in website: [https://idsa.in/jds/9\\_2\\_2015\\_ChinasBiologicalWarfareProgramme](https://idsa.in/jds/9_2_2015_ChinasBiologicalWarfareProgramme)

IMA. (2021). IMA History. Retrieved February 10, 2021, from Whu.edu.cn website: <http://en-ima.whu.edu.cn/Home/Overview?id=4> and Facilities and Platforms: <http://en-ima.whu.edu.cn/Home/ScientificPlatform?id=13>

Inside The Games. (2020). More athletes claim they contracted COVID-19 at Military World Games in Wuhan. (2020). Retrieved February 6, 2021, from Insidethegames.biz website: <https://www.insidethegames.biz/articles/1094347/world-military-games-illness-covid-19>

International Trade Union Confederation [ITUC], (2019). 2019 ITUC *Global Rights Index Report*, pp. 37, 39. Retrieved at <https://www.ituc-csi.org/IMG/pdf/2019-06-ituc-global-rights-index-2019-report-en-2.pdf>

Izambard, A. (2020, April 30). L'histoire secrète du laboratoire P4 de Wuhan vendu par la France à la Chine. Retrieved January 29, 2021, from Challenges website: [https://www.challenges.fr/entreprise/sante-et-pharmacie/revelations-l-histoire-secrete-du-laboratoire-p4-de-wuhan-vendu-par-la-france-a-la-chine\\_707425](https://www.challenges.fr/entreprise/sante-et-pharmacie/revelations-l-histoire-secrete-du-laboratoire-p4-de-wuhan-vendu-par-la-france-a-la-chine_707425)

Jefferson, T., Plüddemann, A.; Spencer, E.A. Roberts, N. Heneghan, C.,(2020). In: Analysis of the Transmission Dynamics of COVID-19: An Open Evidence Review. Centre for Evidence Based Medicine Transmission Dynamics of COVID-19. Retrieved <https://www.cebm.net/wp-content/uploads/2020/07/Protocol-Analysis-of-Transmission-Dynamics-of-COVID-2.pdf>

Jian, H. (2020, October 9【独家】公函泄疫情爆发比中共公布早数月 - 大纪元. [Exclusive] The outbreak of the official letter leaked the outbreak several months earlier than the CCP's announcement. Retrieved February 6, 2021, from 大纪元 [www.epochtimes.com](http://www.epochtimes.com) website: <https://www.epochtimes.com/gb/20/10/8/n12462796.htm>

Jiao, H., Zhang, L., Xie, H.-W., Simmons, N. B., Liu, H., & Zhao, H. (2019). Trehalase Gene as a Molecular Signature of Dietary Diversification in Mammals. *Molecular Biology and Evolution*, 36(10), 2171–2183. <https://doi.org/10.1093/molbev/msz127>

Jing, L., (2019). Inside China's leading 'sponge city': Wuhan's war with water. *The Guardian*, January 2029. Retrieved at <https://www.theguardian.com/cities/2019/jan/23/inside-chinas-leading-sponge-city-wuhans-war-with-water>.

- Jones, M. E., Schuh, A. J., Amman, B. R., Sealy, T. K., Zaki, S. R., Nichol, S. T., & Towner, J. S. (2015). Experimental Inoculation of Egyptian Rousette Bats (*Rousettus aegyptiacus*) with Viruses of the Ebolavirus and Marburgvirus Genera. *Viruses*, 7(7), 3420–3442. <https://doi.org/10.3390/v7072779>
- Jordan., L.J & Borenstein, S., (2008). FBI admits it destroyed killer anthrax in 2001. *SFGATE*, February 9, 20028. Retrieved at <https://www.sfgate.com/news/article/FBI-admits-it-destroyed-killer-anthrax-in-2001-3199371.php>
- Jqknews. (2020, February 12). Response of the Bureau of ecological environment to the 4-day transportation of medical waste in a hospital in Wuhan. Retrieved December 29, 2020, from <https://www.jqknews.com/news/383177-Response-of-the-Bureau-of-ecological-environment-to-the-4-day-transportation-of-medical-waste-in-a-hospital-in-Wuhan.html>
- Kaier,J.,(2020). Can you catch COVID-19 from your neighbor’s toilet? *Science*, September 1, 2020. Retrieved at <https://www.sciencemag.org/news/2020/09/can-you-catch-covid-19-your-neighbor-s-toilet>
- Kanduc, D., & Shoenfeld, Y., (2020). Molecular mimicry between SARS-CoV-2 spike glycoprotein and mammalian proteomes: implications for the vaccine. *Immunologic Research*, 68(5), 310–313. <https://doi.org/10.1007/s12026-020-09152-6>
- Kitajima, M., Ahmed, W., Bibby, K., Carducci, A., Gerba, C. P., Hamilton, K. A., Haramoto, E., & Rose, J. B., (2020). SARS-CoV-2 in wastewater: State of the knowledge and research needs. *The Science of the total Environment*, 739, 139076. <https://doi.org/10.1016/j.scitotenv.2020.139076>
- Kasloff, S. B., Marszal, P., & Weingartl, H. M. (2018). Evaluation of Nine Positive Pressure Suits for Use in the Biosafety Level-4 Laboratory. *Applied Biosafety*, 23(4), 223–232. <https://doi.org/10.1177/1535676018793151>
- Kataki, S., Chatterjee, S., Vairale, M. G., Sharma, S., & Dwivedi, S. K., (2021). Concerns and strategies for wastewater treatment during COVID-19 pandemic to stop plausible transmission. *Resources, conservation, and recycling*, 164, 105156. <https://doi.org/10.1016/j.resconrec.2020.105156>
- Kaye, M., (2006). SARS-associated coronavirus replication in cell lines. *Emerging Infectious Diseases*, 12(1), 128–133. <https://doi.org/10.3201/eid1201.050496>
- Kelly, M., Cahlan,S.,(2020). Fact check: Was the new coronavirus accidentally released from a Wuhan lab? It’s doubtful. *The Seattle Times*, May 1,2020.Retrieved at <https://www.seattletimes.com/nation-world/fact-check-was-the-new-coronavirus-accidentally-released-from-a-wuhan-lab-its-doubtful/>
- Kilbourne E. D., (2006). Influenza pandemics of the 20th century. *Emerging Infectious Diseases*, 12(1), 9–14. <https://doi.org/10.3201/eid1201.051254>

- Kim, J., Kosinski-Collins, & Sundberg, E., (2020). Coronavirus Structure, Vaccine and Therapy Development. *MIT Faculty Newsletter*, Vol. XXXII No. 4, April, 2020). Retrieved at Kim, J., Kosinski-Collins, & Sundberg, E., (2020). Coronavirus Structure, Vaccine and Therapy Development. *MIT Faculty Newsletter*, Vol. XXXII No. 4, April, 2020).
- Kiros, M., Andualem, H., Kiros, T. et al., (2020). COVID-19 pandemic: current knowledge about the role of pets and other animals in disease transmission. *Virology* 17(143) <https://doi.org/10.1186/s12985-020-01416-9>
- Klaponksi, N., Cutts, T., Gordon, D., & Theriault, S. (2011). A Study of the Effectiveness of the Containment Level-4 (CL-4) Chemical Shower in Decontaminating Dover Positive-Pressure Suits. *Applied Biosafety*, 16(2), 112–117. <https://doi.org/10.1177/153567601101600207>
- Klotz, L., (2019). Human error in high-biocontainment labs: a likely pandemic threat. *Bulletin of the Atomic Scientists*. Retrieved at <https://thebulletin.org/2019/02/human-error-in-high-biocontainment-labs-a-likely-pandemic-threat/>
- Knikkv387. (2020, October 9). CCP internal document: The epidemic has spread in October last year . knikkv387/djy. Retrieved February 6, 2021, from GitHub website: <https://github.com/knikkv387/djy/blob/master/gb/20/10/8/n12462796.md>
- Konda, M., Dodda, B., Konala, V. M., Naramala, S., & Adapa, S., (2020). Potential Zoonotic Origins of SARS-CoV-2 and Insights for Preventing Future Pandemics Through One Health Approach. *Cureus*, 12(6), e8932. <https://doi.org/10.7759/cureus.8932>
- Kortepeter, M. (2020, June 19). Did Covid-19 Come From A Lab? Was It Deliberate Bioterrorism? A Biodefense Expert Explores The Clues. *Forbes*. Retrieved from <https://www.forbes.com/sites/coronavirusfrontlines/2020/06/19/did-covid-19-come-from-a-lab-was-it-deliberate-bioterrorism-a-biodefense-expert-explores-the-clues/>
- Kortepeter, M. (2020, April 28). A Bioweapon Expert Explains Four Ways A Pathogen Can “Escape” From A Lab. *Forbes*. Retrieved from <https://www.forbes.com/sites/coronavirusfrontlines/2020/04/28/a-bioweapon-expert-explains-four-ways-a-pathogen-can-escape-from-a-lab/?sh=c206e531a4e1>
- Kouimtsidis, D. (2020, May 8). Spanish athletes displayed coronavirus symptoms following the World Military Games in Wuhan in October 2019 - Olive Press News Spain. Retrieved February 6, 2021, from Olive Press News Spain website: <https://www.theolivepress.es/spain-news/2020/05/08/spanish-athletes-displayed-coronavirus-symptoms-following-the-world-military-games-in-wuhan-in-october-2019/>
- Kreuder Johnson, C., Hitchens, P. L., Smiley Evans, T., Goldstein, T., Thomas, K., Clements, A., Joly, D. O., Wolfe, N. D., Daszak, P., Karesh, W. B., & Mazet, J. K., (2015). Spillover and pandemic properties of zoonotic viruses with high host plasticity. *Scientific Reports*, 5, 14830. <https://doi.org/10.1038/srep14830>

KTXL. (2020, April 2). Sacramento-area company develops antibody test to detect COVID-19 in minutes. Retrieved February 11, 2021, from YourCentralValley.com website: <https://www.yourcentralvalley.com/news/california/sacramento-area-company-develops-antibody-test-to-detect-covid-19-in-minutes/> Archived: <https://web.archive.org/web/20200728055334/https://www.yourcentralvalley.com/news/california/sacramento-area-company-develops-antibody-test-to-detect-covid-19-in-minutes/>

Kulynych, J., & Greely, H. T., (2017). Clinical genomics, big data, and electronic medical records: reconciling patient rights with research when privacy and science collide. *Journal of law and the biosciences*, 4(1), 94–132. <https://doi.org/10.1093/jlb/lsw061>

Kumar, S., Tao, Q., Weaver, S., Sanderford, M., Caraballo-Ortiz, M. A., Sharma, S., ... Miura, S. (2020a). An evolutionary portrait of the progenitor SARS-CoV-2 and its dominant offshoots in COVID-19 pandemic. <https://doi.org/10.1101/2020.09.24.311845>

Kumar, S., Tao, Q., Weaver, S., Sanderford, M., Caraballo-Ortiz, M. A., Sharma, S., ... Miura, S. (2020b). An evolutionary portrait of the progenitor SARS-CoV-2 and its dominant offshoots in COVID-19 pandemic. <https://doi.org/10.1101/2020.09.24.311845>

Kumar, P., Sobhanan, J., Takano, Y. et al. Molecular recognition in the infection, replication, and transmission of COVID-19-causing SARS-CoV-2: an emerging interface of infectious disease, biological chemistry, and nanoscience. *NPG Asia Mater* 13, 14 (2021). <https://doi.org/10.1038/s41427-020-00275-8>

La Vanguardia. (2020, June 19). Seis de 138 militares de los juegos de Wuhan dan positivo a anticuerpos covid. Retrieved February 6, 2021, from La Vanguardia website: <https://www.lavanguardia.com/politica/20200619/481840336786/seis-de-138-militares-de-los-juegos-de-wuhan-dan-positivo-a-anticuerpos-covid.html>

Lackemeyer, M. G., Kok-Mercado, F. d., Wada, J., Bollinger, L., Kindrachuk, J., Wahl-Jensen, V., Kuhn, J. H., & Jahrling, P. B. (2014). ABSL-4 aerobiology biosafety and technology at the NIH/NIAID integrated research facility at Fort Detrick. *Viruses*, 6(1), 137–150. <https://doi.org/10.3390/v6010137>

Lahrich, S., Laghrib, F., Farahi, A., Bakasse, M., Saqrane, S., & El Mhammedi, M. A., (2021). Review on the contamination of wastewater by COVID-19 virus: Impact and treatment. *The Science of the total environment*, 751, 142325. <https://doi.org/10.1016/j.scitotenv.2020.142325>

Lam,B., (2015, February 10). Vaccines Are Profitable, So What? *The Atlantic*. Received it at <https://www.theatlantic.com/business/archive/2015/02/vaccines-are-profitable-so-what/385214/>

La Rosa, G., Bonadonna, L., Lucentini, L., Kenmoe, S., & Suffredini, E., (2020). Coronavirus in water environments: Occurrence, persistence and concentration methods - A scoping review. *Water Research*, 179, 115899. <https://doi.org/10.1016/j.watres.2020.115899>

- LAB report WUHAN UNIVERSITY 2019 - JustPaste.it. (2019). Retrieved January 25, 2021, from Justpaste.it website: <https://justpaste.it/5pee2>
- Lam, T. T.-Y. et al. (2020) Identifying SARS-CoV-2 related coronaviruses in Malayan pangolins. *Nature* doi:10.1038/s41586-020-2169-0.  
<https://www.biorxiv.org/content/10.1101/2020.07.07.184374v2>
- Lam, T.TY., Jia, N., Zhang, YW. et al. Identifying SARS-CoV-2-related coronaviruses in Malayan pangolins. *Nature* 583, 282–285 (2020). <https://doi.org/10.1038/s41586-020-2169-0>
- Ji, W., Wang, W., Zhao, X., Zai, J., & Li, X. (2020). Cross-species transmission of the newly identified coronavirus 2019-nCoV. *Journal of Medical Virology*, 92(4), 433–440.  
<https://doi.org/10.1002/jmv.25682>
- LAR (2020) 中国科学院实验动物资源平台 | Laboratory Animal Resources, Chinese Academy of Sciences. (2020). Retrieved February 19, 2021, from Lar.ac.cn website:  
<http://www.lar.ac.cn/members?member=15> Archived: <https://archive.vn/iVtzW>
- LASCN (Ed.), (2018, February 2). Animal experiments Biosafety Committee of the Chinese Society for Laboratory Animal Research: Animal experiments Biosafety Committee of the Chinese Society of Laboratory Animal. Retrieved January 08, 2021, from  
<https://lascn.net/hyxw/yjdt/2018/02/02/15174668780.html> Archived:  
<https://web.archive.org/web/20210105120343/https://lascn.net/hyxw/yjdt/2018/02/02/15174668780.html>
- Latham, J. & Wilson, A., (2020). The Case Is Building That COVID-19 Had a Lab Origin. *Bioscience Resource Project*. Retrieved at <https://www.independentsciencenews.org/health/the-case-is-building-that-covid-19-had-a-lab-origin/>
- Latinne, A., Hu, B., Olival, K.J. et al, (2020). . Origin and cross-species transmission of bat coronaviruses in China. *Nat Commun* 11, 4235 (2020). <https://doi.org/10.1038/s41467-020-17687-3>
- Lau, S., Wong, A., Luk, H., Li, K., Fung, J., He, Z....Woo, P. (2020). Differential Tropism of SARS-CoV and SARS-CoV-2 in Bat Cells. *Emerging Infectious Diseases*, 26(12), 2961-2965.  
<https://dx.doi.org/10.3201/eid2612.202308>
- Laurence M, Hatzis C, Brash DE (2014) Common Contaminants in Next-Generation Sequencing That Hinder Discovery of Low-Abundance Microbes. *PLoS ONE* 9(5): e97876.  
<https://doi.org/10.1371/journal.pone.0097876>
- L'Équipe (2020, May 5). Harold Mayot : “La première nuit, c’était un enfer.” Retrieved February 6, 2021, from L'Équipe website: <https://www.lequipe.fr/Tennis/Actualites/Harold-mayot-la-premiere-nuit-c-etait-un-enfer/1132291>
- Légifrance. (2019). Décret n° 2010-294 du 18 mars 2010 portant création d’une commission interministérielle des biens à double usage - Légifrance. (2019). Retrieved January 29, 2021,



from Gouv.fr website:

<https://www.legifrance.gouv.fr/loda/id/LEGITEXT000021996426/2019-08-15/>

Leitenberg, M. (2020, June 10). Did the SARS-CoV-2 virus arise from a bat coronavirus research program in a Chinese laboratory? Very possibly. Retrieved January 12, 2021, from <https://thebulletin.org/2020/06/did-the-sars-cov-2-virus-arise-from-a-bat-coronavirus-research-program-in-a-chinese-laboratory-very-possibly/>

Lentzos, F., (2020). Natural spillover or research lab leak? Why a credible investigation is needed to determine the origin of the coronavirus pandemic. *Bulletin of the Atomic Scientists*. Retrieved at <https://thebulletin.org/2020/05/natural-spillover-or-research-lab-leak-why-a-credible-investigation-is-needed-to-determine-the-origin-of-the-coronavirus-pandemic/>

Li, H., Mendelsohn, E., Zong, C., Zhang, W., Hagan, E., Wang, N., Li, S., Yan, H., Huang, H., Zhu, G., Ross, N., Chmura, A., Terry, P., Fielder, M., Miller, M., Shi, Z., & Daszak, P. (2019). Human-animal interactions and bat coronavirus spillover potential among rural residents in Southern China. *Biosafety and Health*, 1(2), 84–90. <https://doi.org/10.1016/j.bsheal.2019.10.004>

Li, P. (2020, March 27). Medical waste disposal personnel. Retrieved December 29, 2020, from <https://www.chinanews.com/tp/hd2011/2020/03-27/933717.shtml>

Li, Y., Wang, H., Tang, X., Ma, D., Du, C., Wang, Y., Pan, H., Zou, Q., Zheng, J., Xu, L., Farzan, M., & Zhong, G. (2020). Potential host range of multiple SARS-like coronaviruses and an improved ACE2-Fc variant that is potent against both SARS-CoV-2 and SARS-CoV-1. *Cold Spring Harbor Laboratory*. <https://doi.org/10.1101/2020.04.10.032342>

Li, X., Lin, Y., & Wu, J. (2020). Common damage and repair of positive pressure protective clothing for BSL-4 laboratory. *Biosafety and Health*, 2(1), 39–43. <https://doi.org/10.1016/j.bsheal.2020.02.002>

Lin, X.; Chen, S. (2020) Major Concerns on the Identification of Bat Coronavirus Strain RaTG13 and Quality of Related Nature Paper. Preprints 2020, 2020060044 (doi: 10.20944/preprints202006.0044.v1).

Liu, K., & Zhou, L. (2016, December 23). 'Insect man' hits it big. Retrieved January 19, 2021, from [http://www.chinadaily.com.cn/china/2016-12/23/content\\_27751301.htm](http://www.chinadaily.com.cn/china/2016-12/23/content_27751301.htm)

Liu, K., Tan, S., Niu, S., Wang, J., Wu, L., Sun, H., Zhang, Y., Pan, X., Qu, X., Du, P., Meng, Y., Jia, Y., Chen, Q., Deng, C., Yan, J., Wang, H.-W., Wang, Q., Qi, J., & Gao, G. F. (2020). Cross-species recognition of SARS-CoV-2 to bat ACE2. *Proceedings of the National Academy of Sciences*, 118(1), e2020216118. <https://doi.org/10.1073/pnas.2020216118>

Liu, S. L., Saif, L. J., Weiss, S. R., & Su, L., (2020). No credible evidence supporting claims of the laboratory engineering of SARS-CoV-2. *Emerging microbes & Infections*, 9(1), 505–507. <https://doi.org/10.1080/22221751.2020.1733440>

- Liu, W.J. On the ground in Western Africa: from the outbreak to the elapse of Ebola. *Protein Cell* 7, 621–623 (2016). <https://doi.org/10.1007/s13238-016-0305-2>
- Lu R, Zhao X, Li J, Niu P, Yang B, Wu H, Wang W, Song H, Huang B, Zhu N, et al. Genomic characterisation and epidemiology of 2019 novel coronavirus: implications for virus origins and receptor binding. *Lancet*. 2020;395(10224):565–74.
- Liu, J (2020). Ample evidence to show Pompeo is lying. (2020 05-May). Retrieved February 5, 2021, from Cgtn.com website: <https://news.cgtn.com/news/2020-05-05/Ample-evidence-to-show-Pompeo-is-lying-QfjxuV6V44/index.html>
- Lloyd, G., Ippolito, G., Caro, A., Vincenti, D., Brave, A., Strasser, M., ... Grunow, R. (n.d.). ECL-Biorisk Integrated European Checklist for Laboratory Biorisk Management in Handling of High Consequence Risk Group 3 and 4 Agents (ECL-Biorisk) Issue 2015 QUANDHIP - Quality Assurance Exercises and Networking on the Detection of Highly Infectious Pathogens 6 1 Consultant Clinical Scientist. Retrieved from website: [https://www.emerge.rki.eu/Emerge/EN/Content/Topics/Rules/ECL\\_Biorisk.pdf](https://www.emerge.rki.eu/Emerge/EN/Content/Topics/Rules/ECL_Biorisk.pdf)
- Lucey, D.. (2020). COVID-19: Eight key factual statements from Wuhan Institute of Virology's Dr. Zhengli Shi. Retrieved 23 January 2021, from <https://sciencespeaksblog.org/2020/08/15/covid-19-eight-key-factual-statements-from-wuhan-institute-of-virologys-dr-zhengli-shi/>
- Luheshi,I , Raza, S., Moorthie,S., Hall,A. , Blackburn,L., Rands,C. Sagoo, G. ... et al. ,(2015). Pathogen Genomics into Practice. PHG Foundation making science work for health. Retrieved at [https://www.phgfoundation.org/documents/report\\_pathogen\\_genomics\\_practice.pdf](https://www.phgfoundation.org/documents/report_pathogen_genomics_practice.pdf)
- Luo, F., Liao, FL., Wang, H. et al. (2018) Evaluation of Antibody-Dependent Enhancement of SARS-CoV Infection in Rhesus Macaques Immunized with an Inactivated SARS-CoV Vaccine. *Viol. Sin.* 33, 201–204 (2018). <https://doi.org/10.1007/s12250-018-0009-2>
- Lyons-Weiler, (2020). Moderately Strong confirmation of a laboratory origin of 2019-NCOV. Retrieved at <https://jameslyonsweiler.com/2020/02/02/moderately-strong-confirmation-of-a-laboratory-origin-of-2019-ncov/>
- Madabhavi, I., Sarkar, M., Kadakol, N. (2020). COVID-19: a review. *Monaldi Arch Chest Dis*,2020 May 14;90(2). doi: 10.4081/monaldi.2020.1298. PMID: 32498503.
- Magnuson, M., Campisano, R., Griggs, J., Fitz-James, S., Hall, K., Mapp, L., ... Ernst, H. (2014). Analysis of environmental contamination resulting from catastrophic incidents: Part 2. Building laboratory capability by selecting and developing analytical methodologies. *Environment International*, 72, 90–97. <https://doi.org/10.1016/j.envint.2014.01.021>
- Mahy, B.W., Dykewicz, C., Fisher-Hoch, S., Ostroff, S., Tipple. M., Sanchez. A.,(1991). Virus zoonoses and their potential for contamination of cell cultures. *Dev Biol Stand.* 1991;75:183-9. PMID: 1794619.

- Mahmood, A.& Ali,S.,(2017). Microbial and viral contamination of animal and stem cell cultures: common contaminants, detection and elimination. *J Stem Cell Res Ther.* 2017;2(5):149-155. DOI: 10.15406/jsrt.2017.02.00078
- Makarenkov, V., Mazoure, B., Rabusseau, G., Legendre, P., (2020). Horizontal gene transfer and recombination analysis of SARS-CoV-2 genes helps discover its close relatives and shed light on its origin. *BioRxiv.* doi: <https://doi.org/10.1101/2020.12.03.410233>
- Mallapaty, S. (2020, May 18). Animal source of the coronavirus continues to elude scientists. Retrieved January 22, 2021, from <https://www.nature.com/articles/d41586-020-01449-8> doi: <https://doi.org/10.1038/d41586-020-01449-8>
- Mallapaty, S., (2020). Where did COVID come from? WHO investigation begins but faces challenges. *Nature.* Retrieved at <https://www.nature.com/articles/d41586-020-03165-9>
- Mallapaty, S., Maxmen, A., & Callaway, E. (2021). “Major stones unturned”: COVID origin search must continue after WHO report, say scientists. *Nature.* <https://doi.org/10.1038/d41586-021-00375-7>
- Malkan, S. (2020, December 29). FOI documents on origins of SARS-CoV-2, hazards of gain-of-function research and biosafety labs. Retrieved January 13, 2021, from <https://usrtk.org/biohazards/foi-documents-on-origins-of-sars-cov-2-risks-of-gain-of-function-research-and-biosafety-labs/>
- Mandal, A. ,(2020). Origins of SARS-CoV-2-natural or man-made? *News Medical Life Sciences.* Retrieved at <https://www.news-medical.net/news/20200330/Origins-of-SARS-CoV-2-natural-or-man-made.aspx>
- Margolin, J., & Meek, J.G. (2020, April 9). Intelligence report warned of coronavirus crisis as early as November: Sources. Retrieved February 6, 2021, from ABC News website: <https://abcnews.go.com/Politics/intelligence-report-warned-coronavirus-crisis-early-november-sources/story?id=70031273>
- McCall, J., & Hardcastle, K. (2014). Communication and computing technology in biocontainment laboratories using the NEIDL as a model. *Pathogens and disease*, 71(2), 96–101. <https://doi.org/10.1111/2049-632X.12159>
- McFee R. B., (2020). SARS 2 human coronavirus (COVID -19, SARS CoV2). *Disease-a-month* : DM, 101063. Advance Online Publication. <https://doi.org/10.1016/j.disamonth.2020.101063>
- McGregor, G., (2020). China’s controversial emergency-use program for COVID vaccines is going global. *Fortune*, Retrieved at <https://fortune.com/2020/09/16/china-covid-vaccine-emergency-use-approval-uae-global-sinopharm/>

- McGuire, A. L., Gabriel, S., Tishkoff, S. A., Wonkam, A., Chakravarti, A., Furlong, E., Treutlein, B., Meissner, A., Chang, H. Y., López-Bigas, N., Segal, E., & Kim, J. S. (2020). The road ahead in genetics and genomics. *Nature reviews. Genetics*, 21(10), 581–596. <https://doi.org/10.1038/s41576-020-0272-6>
- McKay, B. (2020). WSJ News Exclusive | NIH Presses U.S. Nonprofit for Information on Wuhan Virology Lab. Retrieved 31 January 2021, from <https://www.wsj.com/articles/nih-presses-u-s-nonprofit-for-information-on-wuhan-virology-lab-11597829400>
- McKay, B., Hinshaw, D., & Page, J. (2021, February 19). Covid-19 Was Spreading in China Before First Confirmed Cases, Fresh Evidence Suggests. Retrieved March 3, 2021, from WSJ website: <https://www.wsj.com/articles/covid-19-was-spreading-in-china-before-first-confirmed-cases-fresh-evidence-suggests-11613730600>
- McKay, B., Hinshaw, D., & Page, J. (2021, March 4). WHO Investigators to Scrap Plans for Interim Report on Probe of Covid-19 Origins. Retrieved March 4, 2021, from WSJ website: <https://www.wsj.com/articles/who-investigators-to-scrap-interim-report-on-probe-of-covid-19-origins-11614865067>
- Medium, H. S. (2020, December 13). The coronavirus research that may have led to COVID-19. Retrieved January 19, 2021, from <https://humblescientist.medium.com/the-coronavirus-research-that-may-have-led-to-covid-19-4c6445a017b0>
- Mensch, J. (2020, April). Rancho Cordova company develops antibody test to detect COVID-19 in minutes. Retrieved February 6, 2021, from FOX40 website: <https://fox40.com/news/local-news/rancho-cordova-company-develops-blood-test-to-detect-covid-19-in-minutes/>
- Mercer, D. (2020, November 7). Connor Reed: Family of first Briton known to have caught COVID “may never know truth” about his death. Retrieved February 28, 2021, from Sky News website: <https://news.sky.com/story/connor-reed-family-of-first-briton-known-to-have-caught-covid-may-never-know-truth-about-his-death-12126254>
- Merchet, J.D. (2020, May 6). Covid aux JO militaires : “pas de cas déclarés au Service de santé des armées.” Retrieved February 6, 2021, from L’Opinion website: <https://www.lopinion.fr/blog/secret-defense/covid-aux-jo-militaires-pas-cas-declares-service-sante-armees-217057>
- Merogenomics,(2021). Advantages and Limitations of Genome Sequencing. Retrieved at <https://merogenomics.ca/en/advantages-and-limitations-of-genome-sequencing/>.
- Merten, O. W., (2002). Virus contaminations of cell cultures - A biotechnological view. *Cytotechnology*, 39(2), 91–116. <https://doi.org/10.1023/A:1022969101804>
- Metzl, J., (2020). Origins of Sars-2CoV-2 November 3, 2020. Retrieved at <https://jamiemetzl.com/origins-of-SARS-CoV-2/>

- Meyers, S.L., & Buckley, C., (2020). China Created a Fail-Safe System to Track Contagions. *New York Times*. <https://www.nytimes.com/2020/03/29/world/asia/coronavirus-china.html>
- Miller, R., (2020). The Coronavirus Is Man Made According to Luc Montagnier the Man Who Discovered HIV. *Gillmore Health News*. Retrieved at <https://www.gillmorehealth.com/chinese-coronavirus-is-a-man-made-virus-according-to-luc-montagnier-the-man-who-discovered-hiv/>
- Millipore Sigma, (2020). Common Cell Culture Problems: Contamination. Retrieved at <https://www.sigmaaldrich.com/technical-documents/articles/biology/cell-culture/cell-culture-troubleshooting-contamination.html#types>
- Mishra, A. (2020, March 28). Corona scare: India was part of Wuhan games. Retrieved February 6, 2021, from The Sunday Guardian Live website: <https://www.sundayguardianlive.com/news/corona-scare-india-part-wuhan-games>
- Mitchell, T., Yu S., Liu, X., Peel, M., (2020). China and Covid-19: what went wrong in Wuhan?. Retrieved at <https://www.ft.com/content/82574e3d-1633-48ad-8afb-71ebb3fe3dee>
- Morens, D. M., Breman, J. G., Calisher, C. H., Doherty, P. C., Hahn, B. H., Keusch, G. T., Kramer, L. D., LeDuc, J. W., Monath, T. P., & Taubenberger, J. K. (2020). The Origin of COVID-19 and Why It Matters. *The American journal of tropical medicine and hygiene*, 103(3), 955–959. <https://doi.org/10.4269/ajtmh.20-0849>
- Mosher, S.W., (2020). Don't buy China's story: The coronavirus may have leaked from a lab. *New York Post*, Feb, 22, 2020. Retrieved at <https://nypost.com/2020/02/22/dont-buy-chinas-story-the-coronavirus-may-have-leaked-from-a-lab/>
- Mullin, L., (2020). The WHO is hunting for the coronavirus's origins. Here are the new details. *National Geographic*. Retrieved at <https://www.nationalgeographic.com/science/2020/11/world-health-organization-china-search-covid-origins-what-to-expect/>
- Murphy, B., Stein, (2020). How the CDC failed public health officials fighting the coronavirus. *USA Today*, Sept 18, 2020. Retrieved at <https://www.usatoday.com/in-depth/news/investigations/2020/09/16/how-cdc-failed-local-health-officials-desperate-covid-help/3435762001/>
- Nalapat, S., (2020). China appoints 'Terminator of Ebola' in Wuhan -- Major General Chen Wei, China's foremost bio-warfare expert. Retrieved at <https://www.timesnownews.com/international/article/china-appoints-terminator-of-ebola-in-wuhan-major-general-chen-wei-chinas-foremost-bio-warfare-expert/554930>
- National Health Institute[NHI], 2020. Study suggests new coronavirus may remain on surfaces for days. Retrieved at <https://www.nih.gov/news-events/nih-research-matters/study-suggests-new-coronavirus-may-remain-surfaces-days>

National Institutes of Health (NIH). (2014, October 17). U.S. Government Gain-of-Function Deliberative Process and Research Funding Pause on Selected Gain-of-Function Research Involving Influenza, MERS, and SARS Viruses. Retrieved January 20, 2021, from <https://osp.od.nih.gov/biotechnology/gain-of-function-research/>

National Intelligence Council (1999, 5 November) China and Weapons of Mass Destruction: Implications for the United States. National Intelligence Council Conference Report, Page 67. Retrieved from [https://www.dni.gov/files/documents/China\\_WMD\\_2000.pdf](https://www.dni.gov/files/documents/China_WMD_2000.pdf)

National Research Council, ( 2014) Science needs microbial Forensics. Washington, DC-National Academies Press (US); July 25. ISBN -13: 978-0-309-30245-6. Retrieved at <https://www.ncbi.nlm.nih.gov/books/NBK234876/>

National Natural Science Foundation of China. (n.d.). Ben Hu - Pathogenicity of two new bat SARS-related coronaviruses to transgenic mice expressing human ACE2. Retrieved January 12, 2021, from [http://www.preintell.cn/nsfc/search/?project\\_name=&subcategory=&no=&company=%E4%B8%AD%E5%9B%BD%E7%A7%91%E5%AD%A6%E9%99%A2%E6%AD%A6%E6%B1%89%E7%97%85%E6%AF%92%E7%A0%94%E7%A9%B6%E6%89%80&territory=&project\\_person=&start\\_time=1995&end\\_time=2018&page=2](http://www.preintell.cn/nsfc/search/?project_name=&subcategory=&no=&company=%E4%B8%AD%E5%9B%BD%E7%A7%91%E5%AD%A6%E9%99%A2%E6%AD%A6%E6%B1%89%E7%97%85%E6%AF%92%E7%A0%94%E7%A9%B6%E6%89%80&territory=&project_person=&start_time=1995&end_time=2018&page=2)  
Archived at: <https://archive.vn/DdnaA>

National Research Council (US) Committee on Prudent Practices in the Laboratory. Washington (DC): National Academies Press (US), (2011). Prudent Practices in the Laboratory Handling and Management of Chemical Hazards. Retrieved at <https://www.ncbi.nlm.nih.gov/books/NBK55878/>

NBC News Investigations, (2020). MACE E CONVID 19 analysis. Retrieved at <https://www.documentcloud.org/documents/6884792-MACE-E-PAI-COVID-19-ANALYSIS-Redacted.html>

NCBI. (2020). Bat betacoronavirus isolate 7896 RNA-dependent RNA polymerase (RdRp) g - Nucleotide - Retrieved January 25, 2021, from Nih.gov website: <https://www.ncbi.nlm.nih.gov/nuccore/MN312671>

NDRC, 2016. China intends to build 5–7 high-containment laboratories by 2025 (关于印发高级别生物安全实验室体系建设规划(2016—2025年)的通知(发改高技) Retrieved January 29, 2021, from Archive.org website: [https://web.archive.org/web/20171128130659/http://www.ndrc.gov.cn:80/zcfb/zcfbtz/201612/t20161220\\_830455.html](https://web.archive.org/web/20171128130659/http://www.ndrc.gov.cn:80/zcfb/zcfbtz/201612/t20161220_830455.html)

NDRC, 2016b. Introduction page. Notice on the construction plan of the safety laboratory system (2016-2025). National Development and Reform Commission. Ministry of Science and Technology. Archived:

[https://web.archive.org/web/20171128130659/http://www.ndrc.gov.cn:80/zcfb/zcfbtz/201612/t20161220\\_830455.html](https://web.archive.org/web/20171128130659/http://www.ndrc.gov.cn:80/zcfb/zcfbtz/201612/t20161220_830455.html)

NDRC, 2016c "High-level Biosafety Laboratory System Construction Plan (2016-2025)" November 30, 2016. PDF document available at:  
<http://www.ndrc.gov.cn/zcfb/zcfbtz/201612/W020161220306588586368.pdf> Archived:  
<https://web.archive.org/web/20170829052456/http://www.ndrc.gov.cn:80/zcfb/zcfbtz/201612/W020161220306588586368.pdf>

Nedelec, G & Guyader, J. (2020, May 6). Jeux militaires. Autour de la polémique des Jeux de Wuhan, l'Armée apporte des précisions. Retrieved February 6, 2021, from Ouest-France.fr website:  
<https://www.ouest-france.fr/sport/jeux-militaires-autour-de-la-polemique-des-jeux-de-wuhan-l-armee-apporte-des-precisions-6826718>

Needham, K.,(2020). Special Report: COVID opens new doors for China's gene giant. Reuters. Retrieved at <https://www.reuters.com/article/us-health-coronavirus-bgi-specialreport/special-report-covid-opens-new-doors-for-chinas-gene-giant-idUSKCN2511CE>

Negri, A (2020) La bomba batteriologica franco-cinese di Wuhan: l'inchiesta di Le Monde su laboratorio cinese. (2020, April). Retrieved January 29, 2021, from Tiscali Notizie website:  
<https://notizie.tiscali.it/esteri/articoli/bomba-batteriologica-franco-cinese-wuhan/>

New York Times (2021) Some Scientists Question W.H.O. Inquiry Into the Coronavirus Pandemic's Origins. (2021). James Gorman The New York Times. Retrieved from  
<https://www.nytimes.com/2021/03/04/health/covid-virus-origins.html>

Ng, L. S. Y., Teh, W. T., Ng, S. K., Eng, L. C., & Tan, T. Y. (2011). Bacterial contamination of hands and the environment in a microbiology laboratory. *Journal of Hospital Infection*, 78(3), 231–233. <https://doi.org/10.1016/j.jhin.2011.01.025>

Niewijk, G. , (2020). Controversy Aside, Why the Source of COVID-19 Matters. *Genetic Engineering & Biotechnology News*. <https://www.genengnews.com/insights/controversy-aside-why-the-source-of-covid-19-matters/>

NTI (2011). China Biological Chronology. Retrieved from  
[https://media.nti.org/pdfs/china\\_biological\\_2.pdf](https://media.nti.org/pdfs/china_biological_2.pdf)

NIH Reporter. (2021a). Project Information - NIH RePORTER - NIH Research Portfolio Online Reporting Tools Expenditures and Results . Retrieved 25 January 2021, from  
[https://projectreporter.nih.gov/project\\_info\\_description.cfm?aid=9819304&icde=49645421](https://projectreporter.nih.gov/project_info_description.cfm?aid=9819304&icde=49645421)

NIH RePORTER (2021b). Project Information - NIH RePORTER - NIH Research Portfolio Online Reporting Tools Expenditures and Results . Retrieved 25 January 2021, from  
[https://projectreporter.nih.gov/project\\_info\\_description.cfm?aid=8674931&icde=49750546](https://projectreporter.nih.gov/project_info_description.cfm?aid=8674931&icde=49750546)

Niusdiario (2020, June 19). Seis positivos en anticuerpos del Covid-19 entre los militares españoles que viajaron a los juegos de Wuhan -. Retrieved February 6, 2021, from Nius Diario website:

[https://www.niusdiario.es/sociedad/sanidad/seis-positivos-anticuerpos-covid19-militares-espanoles-juegos-olimpicos-wuhan\\_18\\_2965470276.html](https://www.niusdiario.es/sociedad/sanidad/seis-positivos-anticuerpos-covid19-militares-espanoles-juegos-olimpicos-wuhan_18_2965470276.html)

Normile D., (2004). Infectious diseases. Mounting lab accidents raise SARS fears. *Science*. 2004 Apr 30;304(5671):659-61. doi: 10.1126/science.304.5671.659. PMID: 1511812

Nsoesie, E. O., Rader, B., Barnoon, Y. L., Goodwin, L., & Brownstein, J. (2020). Analysis of hospital traffic and search engine data in Wuhan China indicates early disease activity in the Fall of 2019. Dash.harvard.edu.

[https://dash.harvard.edu/bitstream/handle/1/42669767/Satellite\\_Images\\_Baidu\\_COVID19\\_manuscript\\_DASH.pdf](https://dash.harvard.edu/bitstream/handle/1/42669767/Satellite_Images_Baidu_COVID19_manuscript_DASH.pdf) Retrieved from <https://dash.harvard.edu/handle/1/42669767>

NTDTV. (2020, October 13)【禁闻】中共内部文件：疫情去年十月已扩散. CCP internal document:

The epidemic has spread in October last year Retrieved February 6, 2021, from www.ntdtv.com website: <https://www.ntdtv.com/gb/2020/10/13/a102961945.html>

Opoczynski, D. (2020, May 5). Covid-19 : des athlètes français contaminés à Wuhan en octobre

Retrieved February 6, 2021, from leparisien.fr website:

<https://www.leparisien.fr/international/covid-19-des-athletes-francais-contamines-a-wuhan-en-octobre-05-05-2020-8311221.php>

Oreshkova, N. , Molenaar, R.J., Vreman, S., Harders, F., Oude Munnink B.B., Hakze-van der Honing, R.W., Gerhards, N., Tolsma, P., Bouwstra, R., Sikkema, R,S., Tacken, M,G,, de Rooij M,M,, Weesendorp, E., Engelsma, M,Y,, Brusckke, C,J,, Smit, L,A,,, Koopmans M,, van der Poel, W,H,,, Stegeman A, (2020) SARS-CoV-2 infection in farmed minks, the Netherlands, April and May 2020. *Euro Surveill*. 2020 Jun;25(23):2001005. doi: 10.2807/1560-7917.ES.2020.25.23.2001005. PMID: 32553059; PMCID: PMC7403642.

Oriol, L. (2020, May 5). Coronavirus: des athlètes s’inquiètent d’avoir été contaminés à Wuhan dès octobre. Retrieved February 6, 2021, from Le HuffPost website:

[https://www.huffingtonpost.fr/entry/coronavirus-des-athletes-sinquietent-davoir-ete-contamines-a-wuhan-des-octobre\\_fr\\_5eb1bcf8c5b6a15b6f475f0d](https://www.huffingtonpost.fr/entry/coronavirus-des-athletes-sinquietent-davoir-ete-contamines-a-wuhan-des-octobre_fr_5eb1bcf8c5b6a15b6f475f0d)

Page, J., Fan,W., Khan, N., (2020). China and Covid-19: what went wrong in Wuhan?. *Financial Times*. Retrieved at <https://www.ft.com/content/82574e3d-1633-48ad-8afb-71ebb3fe3dee>

Page, J., & Hinshaw, D. (2021, February 12). China Refuses to Give WHO Raw Data on Early Covid-19 Cases. Retrieved February 22, 2021, from WSJ website:

<https://www.wsj.com/articles/china-refuses-to-give-who-raw-data-on-early-covid-19-cases-11613150580>

Panetta, G.,(2020). US officials were reportedly concerned that safety breaches at a Wuhan lab studying coronaviruses in bats could cause a pandemic. *Business Insider*. Retrieved at <https://www.businessinsider.com/us-officials-raised-alarms-about-safety-issues-in-wuhan-lab-report-2020-4>



- Parker, K.A.,(2011). Storage of cell lines. *Methods Mol Biol.* 2011;731:27-34. doi: 10.1007/978-1-61779-080-5\_3. PMID: 21516395.
- Parks, S., Gregory, S., Fletcher, N., Pottage, T., Thompson, K.-A., Lakeman, J., Jhutti, A., Walker, J. T., & Bennett, A. (2013). Showering BSL-4 Suits to Remove Biological Contamination. *Applied Biosafety*, 18(4), 162–171. <https://doi.org/10.1177/153567601301800402>
- Parry, J., (2004). Breaches of safety regulations are probable cause of recent SARS outbreak, WHO says. *BMJ (Clinical research ed.)*, 328(7450), 1222. <https://doi.org/10.1136/bmj.328.7450.1222-b>
- People's Daily Online. (2020, May 2). West suffering because it failed to listen to China on COVID-19, says Lancet editor. Retrieved January 19, 2021, from <http://en.people.cn/n3/2020/0502/c90000-9686425.html>
- Peter, A., (2019). The global proliferation of high-containment biological laboratories: understanding the phenomenon and its implications. *Rev. Sci. Tech. Off. Int. Epiz.*, 2018, 37 (3), 857-883. DOI: 10.20506/37.3.2892
- Peters, C.J., Jahrling. P.B., Ksiazek. T.G., Johnson. E.D., Lupton. H.W., (1992) Filovirus contamination of cell cultures. *Dev Biol Stand.* 1992;76:267-74. PMID: 1478345. Retrieved at <https://pubmed.ncbi.nlm.nih.gov/1478345/>
- Pérès, J.F & Ricotta, J. (2020) Des athlètes français ont-ils été contaminés à Wuhan en octobre dernier ?. (06 mai 2020). Retrieved 6 February 2021, from <https://www.europe1.fr/sport/des-athletes-francais-ont-ils-ete-contamines-a-wuhan-en-octobre-dernier-3966772>
- Perez, J. C. Montagnier, L.. (2020). COVID-19, SARS AND BATS CORONAVIRUSES GENOMES PECULIAR HOMOLOGOUS RNA SEQUENCES. *International Journal of Research - GRANTHAALAYAH*, 8(7), 217-263. <https://doi.org/10.29121/granthaalayah.v8.i7.2020.678>
- Pharmaceutical guidelines, (n.d.). SOPs for Quality Control. Retrieved at <https://www.pharmaguideline.com/p/sop-for-quality-control.html>
- Pharmaceutical Technology (2018). The bioterrorism threat: what power can terrorists wield with microbes? Retrieved at <https://www.pharmaceutical-technology.com/comment/bioterrorism-threat/>
- Pielke, R. (2021, February 10). The WHO Covid Origins Team has Placed the WHO in a Very Tough Spot. Retrieved February 11, 2021, from Substack.com website: <https://rogerpielkejr.substack.com/p/the-who-covid-origins-team-has-placed>
- Pilch, R., Pomper, M., Luster, J., & Lentzos, F. (2020, October 28). A Guide to Investigating Outbreak Origins: Nature versus the Laboratory”. Retrieved January 12, 2021, from <https://nonproliferation.org/op-49-a-guide-to-investigating-outbreak-origins/>
- Piplani et al., (2020) S. Piplani, P.K. Singh, D.A. Winkler, N. Petrovsky  
`In Silico Comparison of Spike Protein-ACE2 Binding Affinities Across Species;

Significance for the Possible Origin of the SARS-CoV-2 Virus. arXiv:2005.06199

- Plotkin, S., (2014). History of vaccination. *Proceedings of the National Academy of Sciences of the United States of America*, 111(34), 12283–12287. <https://doi.org/10.1073/pnas.1400472111>
- Polack, F. P., Thomas, S. J., Kitchin, N., Absalon, J., Gurtman, A., Lockhart, S., Perez, J. L., Pérez Marc, G., Moreira, E. D., Zerbini, C., Bailey, R., Swanson, K. A., Roychoudhury, S., Koury, K., Li, P., Kalina, W. V., Cooper, D., Frenck, R. W., Jr, Hammitt, L. L., Türeci, Ö., ... C4591001 *Clinical Trial Group*, (2020). Safety and Efficacy of the BNT162b2 mRNA Covid-19 Vaccine. *The New England journal of medicine*, 383(27), 2603–2615. <https://doi.org/10.1056/NEJMoa2034577>
- Pradhan, P., Pandey, A. K., Mishra, A., Gupta, P., Tripathi, P. K., Menon, M. B., Gomes, J., Vivekanandan, P., & Kundu, B. (2020). Uncanny similarity of unique inserts in the 2019-nCoV spike protein to HIV-1 gp120 and Gag. Cold Spring Harbor Laboratory. <https://doi.org/10.1101/2020.01.30.927871>
- Price, W. N., 2nd, & Cohen, I. G., (2019). Privacy in the age of medical big data. *Nature Medicine*, 25(1), 37–43. <https://doi.org/10.1038/s41591-018-0272-7>
- Public Health England (2020). Investigation of novel SARS-COV-2 variant Variant of Concern 2020/12/01. Retrieved from [https://assets.publishing.service.gov.uk/government/uploads/system/uploads/attachment\\_data/file/959438/Technical\\_Briefing\\_VOC\\_SH\\_NJL2\\_SH2.pdf](https://assets.publishing.service.gov.uk/government/uploads/system/uploads/attachment_data/file/959438/Technical_Briefing_VOC_SH_NJL2_SH2.pdf)
- Qin, A. (2020, Feb, 15th) China's Leader, Under Fire, Says He Led Coronavirus Fight Early On, N.Y. Times, Feb. 15, 2020, <https://www.nytimes.com/2020/02/15/world/asia/xi-china-coronavirus.html>.
- Qiu J. (2020) How China's "bat woman" hunted down viruses from sars to the new coronavirus. *Sci Am*. 322:24–32. doi: 10.1038/scientificamerican0620-24
- Qiyue, Z; Yuxi, S; Wai, E; Man, L, Hu, S (2016) The Institute of Model Animals of Wuhan University, China. (2016). *European Heart Journal*, 37(43), 3257–3259. <http://eurheartj.oxfordjournals.org/content/37/43/3257> <https://doi.org/10.1093/eurheartj/ehw445>
- QQ (2020) 探秘武汉大学模式动物研究所，这里曾是抗击非典战场之Explore the Institute of Model Animals of Wuhan University, which was once one of the battlefields against SARS (2020). Retrieved February 10, 2021, from Qq.com website: <https://new.qq.com/omn/20191115/20191115A0OP1200.html> Archived: <https://archive.vn/XtUYE>
- Quammen, D. (2012). 38. In *Spillover* (pp. 194-199). London: The Bodley Head.
- Quay, S. C. (2021). A Bayesian analysis concludes beyond a reasonable

doubt that SARS-CoV-2 is not a natural zoonosis but instead is laboratory derived (Version 2). <http://doi.org/10.5281/zenodo.4477081>

- Racaniello, V. (2020). TWiV 615: Peter Daszak of EcoHealth Alliance [YouTube Video]. Retrieved from [https://www.youtube.com/watch?v=IdYDL\\_RK--w&feature=emb\\_logo](https://www.youtube.com/watch?v=IdYDL_RK--w&feature=emb_logo)
- Rainer Hampp Verlag, (2011). Christoph Scherrer (Ed.) China's Labor Question. Retrieved at [https://www.global-labour-university.org/fileadmin/books/CLQ\\_full\\_book.pdf](https://www.global-labour-university.org/fileadmin/books/CLQ_full_book.pdf)
- Rahalkar, M. C., & Bahulikar, R. A. (2020a). Lethal Pneumonia Cases in Mojiang Miners (2012) and the Mineshaft Could Provide Important Clues to the Origin of SARS-CoV-2. *Frontiers in Public Health*, 8. <https://doi.org/10.3389/fpubh.2020.581569>
- Rahalkar MC, Bahulikar RA.(2020b) Understanding the origin of 'BatCoV-RaTG13', a virus closest to SARS-CoV-2. Preprints. 2020050322. doi: 10.20944/preprints202005.0322.v1
- Rahalkar, M.; Bahulikar, R.(2020c) The Anomalous Nature of the Fecal Swab Data, Receptor Binding Domain and Other Questions in RaTG13 Genome . Preprints 2020, 2020080205 (doi: 10.20944/preprints202008.0205.v3).
- Reed, J. C., & Dunaway, N. (2019). Cyberbiosecurity Implications for the Laboratory of the Future. *Frontiers in Bioengineering and Biotechnology*, 7. <https://doi.org/10.3389/fbioe.2019.00182>
- Relman, D. , (2020). Opinion: To stop the next pandemic, we need to unravel the origins of COVID-19. *PNAS*. Retrieved at <https://www.pnas.org/content/pnas/early/2020/11/03/2021133117.full.pdf>
- Relman, D. (2017). Second China-U.S. Workshop on the Challenges of Emerging Infections, Laboratory Safety and Global Health Security Meeting Program. May 17-19, 2017 Wuhan, China. Retrieved from website: <http://institute.wuhanvirology.org/Notice2016/201712/W020171212651899164674.pdf>
- Repubblica.it. (2020, May 6). Cina, accuse dagli atleti: sintomi del virus già ai giochi militari di ottobre a Wuhan. Retrieved February 6, 2021, from la Repubblica website: [https://www.repubblica.it/sport/vari/2020/05/06/news/giochi\\_militari\\_wuhan\\_dubbi-255887213/](https://www.repubblica.it/sport/vari/2020/05/06/news/giochi_militari_wuhan_dubbi-255887213/)
- Reuters. (2014, March 22). NSA infiltrates servers of China telecom giant Huawei: Report. Retrieved January 13, 2021, from <https://www.reuters.com/article/us-usa-security-china-nsa/nsa-infiltrates-servers-of-china-telecom-giant-huawei-report-idUSBREA2L0PD20140322>
- Revel News, (2021, January 14). [COVID Coverup: Trudeau gov't helped China hide origins of COVID-19](https://lakesuperiornews.com/Health/covid-coverup-trudeau-govt-helped-china-hide-origins-of-covid-19). Retrieved at <https://lakesuperiornews.com/Health/covid-coverup-trudeau-govt-helped-china-hide-origins-of-covid-19>

RFI (2020a, December 29). 法《世界报》：重判张展是给世卫调查组的下马威. Le Monde: The heavy sentence of Zhang Zhan is to disarm the WHO investigation team. Retrieved February 6, 2021, from RFI - 法国国际广播电台 website: <https://rfi.my/6z0w.T>

RFI (2020b, December 30). 张展在法庭上说：国家的恐惧来自于对人民的不信任. Zhang Zhan said in court: The country's fear comes from distrust of the people. Retrieved February 6, 2021, from RFI - 法国国际广播电台 website: <https://rfi.my/6z6N.T>

RFI (2021a, January 23). 美英德等14国发表声明 呼吁立即释放张展. 14 countries including the United States, Britain and Germany issued a statement calling for the immediate release of Zhang Zhan. Retrieved February 6, 2021, from RFI - 法国国际广播电台 website: <https://rfi.my/73li.T>

RFI (2021b, February 6). 公民记者张展庭审照首曝光 显骨瘦如柴被绑轮椅受审. Citizen journalist Zhang Zhanting's trial photos., Retrieved February 6, 2021, from RFI - 法国国际广播电台 website: <https://rfi.my/76hF.T>

Riedel, S., (2004). Biological warfare and bioterrorism: a historical review. *Proceedings (Baylor University. Medical Center)*, 17(4), 400–406.  
<https://doi.org/10.1080/08998280.2004.11928002>

Rincon, P., (2020). Coronavirus: Is there any evidence for lab release theory? *Science*, May, 1, 2020). Retrieved at <https://www.bbc.com/news/science-environment-52318539>

Ritterson, R., & Casagrande, R., (2017). Basic Scholarship in Biosafety Is Critically Needed To Reduce Risk of Laboratory Accidents. *mSphere*, 2(2), e00010-17.  
<https://doi.org/10.1128/mSphere.00010-17>

RMC SPORT. (2020, May 5th). Coronavirus: des sportifs français s'interrogent après une compétition à Wuhan en octobre. Sarah-Lou Cohen avec NC 05/05/2020 RMC SPORT.  
<https://doi.org/https://rmcsport.bfmtv.com/>

Robinson, K. M., Crabtree, J., Mattick, J. S., Anderson, K. E., & Dunning Hotopp, J. C. (2017). Distinguishing potential bacteria-tumor associations from contamination in a secondary data analysis of public cancer genome sequence data. *Microbiome*, 5(1), 9.  
<https://doi.org/10.1186/s40168-016-0224-8>

Robottech, 2017. Second China-U.S. Workshop on the Challenges of Emerging Infections, Laboratory Safety and Global Health Security. Meeting Report. May 17-19, 2017 Wuhan, China. Retrieved from <http://www.robottech.org/lib/exe/fetch.php?media=u020171215362207340934.pdf>

- Rootclaim. (2020, December 31). What is the source of COVID-19 (SARS-CoV-2)? Retrieved January 12, 2021, from <https://www.rootclaim.com/analysis/what-is-the-source-of-covid-19-sars-cov-2>
- Rudolph, J. (2020, March 13th) Translation: Essay by Missing Property Tycoon Ren Zhiqiang, China Digital Times, Mar. 13, 2020, <https://chinadigitaltimes.net/2020/03/translation-essay-by-missing-property-tycoon-ren-zhiqiang/>
- Rupp, J. (2019). Going LOCAL in WUHAN CHINA (homemade baijiu alcohol, fermented rice & street food in tent) 4K [YouTube Video]. Retrieved from <https://youtu.be/DvBA6Tk5HKw?t=1151> Archived: <https://web.archive.org/web/20210222102548/https://www.youtube.com/watch?v=DvBA6Tk5HKw>
- Ryan, J., (2020). Understanding and Managing Cell Culture Contamination. Corning. retrieved at [https://safety.fsu.edu/safety\\_manual/supporting\\_docs/Understanding%20and%20Managing%20Cell%20Culture%20Contamination.pdf](https://safety.fsu.edu/safety_manual/supporting_docs/Understanding%20and%20Managing%20Cell%20Culture%20Contamination.pdf)
- Sadar, A., (2016). Diluted disinfectant scandal hits Romania hospitals. Aljazeera. <https://www.aljazeera.com/news/2016/5/14/diluted-disinfectant-scandal-hits-romania-hospitals>
- Sallard E, Halloy J, Casane D, van Helden J, Decroly É., (2020). Retrouver les origines du SARS-CoV-2 dans les phylogénies de coronavirus [Tracing the origins of SARS-COV-2 in coronavirus phylogenies]. *Med Sci (Paris)*. 2020 Aug-Sep;36(8-9):783-796. French. doi: 10.1051/medsci/2020123. Epub 2020 Aug 10. PMID: 32773024.
- Salo, J. (2020, December 9). CDC: COVID-19 found in Milan boy in November 2019. Retrieved February 6, 2021, from New York Post website: <https://nypost.com/2020/12/09/covid-19-found-in-milan-boy-in-november-2019-cdc/>
- Sanda, M., Morrison, L., & Goldman, R. (2020). N and O glycosylation of the SARS-CoV-2 spike protein. Cold Spring Harbor Laboratory. <https://doi.org/10.1101/2020.07.05.187344>
- Sangiovanni, M., Granata, I., Thind, A. et al. From trash to treasure: detecting unexpected contamination in unmapped NGS data. *BMC Bioinformatics* 20, 168 (2019). Retrieved from: <https://bmcbioinformatics.biomedcentral.com/articles/10.1186/s12859-019-2684-x> DOI: <https://doi.org/10.1186/s12859-019-2684-x>
- Sardeiro, T. L., Souza, C. L., Salgado, T. A., Galdino Jr. , H., Neves, Z.C.P., Tipple, A. F.V. , (2019). Work accidents with biological material: factors associated with abandoning clinical and laboratory follow-up. *Rev Esc Enferm USP*. 2019 Dec 2;53:e03516. Portuguese, English. doi: 10.1590/S1980-220X2018029703516. PMID: 31800811.
- Schuh, A. J., Amman, B. R., Sealy, T. K., Spengler, J. R., Nichol, S. T., & Towner, J. S. (2017a). Egyptian rousette bats maintain long-term protective immunity against Marburg virus infection despite diminished antibody levels. *Scientific reports*, 7(1), 8763. <https://doi.org/10.1038/s41598-017-07824-2>

- Schuh, A. J., Amman, B. R., Jones, M. E., Sealy, T. K., Uebelhoer, L. S., Spengler, J. R., Martin, B. E., Coleman-McCray, J. A., Nichol, S. T., & Towner, J. S. (2017b). Modelling filovirus maintenance in nature by experimental transmission of Marburg virus between Egyptian rousette bats. *Nature communications*, 8, 14446. <https://doi.org/10.1038/ncomms14446>
- Science Magazine, 2020. Reply to Science Magazine. Retrieved from <https://www.sciencemag.org/sites/default/files/Shi%20Zhengli%20Q%26A.pdf>
- SCMP (2020, March 13). (Ma, Josephine) China's first confirmed Covid-19 case traced back to November 17. Retrieved January 05, 2021, from <https://www.scmp.com/news/china/society/article/3074991/coronavirus-chinas-first-confirmed-covid-19-case-traced-back>
- Segreto, R., Deigin, Y., (2020). The genetic structure of SARS-CoV-2 does not rule out a laboratory origin: SARS-COV-2 chimeric structure and furin cleavage site might be the result of genetic manipulation. *Bioessays*. 2020 Nov 17:e2000240. doi: 10.1002/bies.202000240.
- Seidler, C (2020, June 9). Brennpunkt Wuhan: Coronavirus könnte schon im Herbst in China ausgebrochen sein. Retrieved February 6, 2021, from Spiegel.de website: <https://www.spiegel.de/wissenschaft/mensch/corona-satellitenbilder-sollen-frueheren-virus-ausbruch-in-china-belegen-a-57ad1512-a4cd-469c-954e-817c14c98849>
- Selam,G., Apuzzo, M., Qin,A., & Hernández, J.C. , (2020). Behind the curve in the hunt for the virus source W.H.O. Let China take charge. *New York Times*. Retrieved at <https://www.nytimes.com/2020/11/02/world/who-china-coronavirus.html>
- Selitsky, S.R., Marron, D., Hollern, D. et al. Virus expression detection reveals RNA-sequencing contamination in TCGA. *BMC Genomics* 21, 79 (2020). <https://doi.org/10.1186/s12864-020-6483-6>
- Sellin, L. (2020, October 01). Is the COVID-19 Pandemic a Case of Vaccine Research Gone Wrong? Retrieved January 12, 2021, from <https://ccnationalecurity.org/is-the-covid-19-pandemic-a-case-of-vaccine-research-gone-wrong/>
- Seyran, M., Pizzol, D., Adadi, P., El-Aziz, T.M.A., Hassan, S.S., Soares, A., Kandimalla, R., Lundstrom, K., Tambuwala, M., Aljabali, A.A.A., Lal, A., Azad, G.K., Choudhury, P.P., Uversky, V.N., Sherchan, S.P., Uhal, B.D., Rezaei, N. and Brufsky, A.M. (2021), Questions concerning the proximal origin of SARS-CoV-2. *J Med Virol*. <https://doi.org/10.1002/jmv.26478>
- Shabman, R. S., Shrivastava, S., Tsibane, T., Attie, O., Jayaprakash, A., Mire, C. E., Dilley, K. E., Puri, V., Stockwell, T. B., Geisbert, T. W., Sachidanandam, R., & Basler, C. F. (2016). Isolation and Characterization of a Novel Gammaherpesvirus from a Microbat Cell Line. *mSphere*, 1(1), e00070-15. <https://doi.org/10.1128/mSphere.00070-15>
- Shaikh, S. (2020, November 30). 3 Chinese scientists just said Covid came from India, Bangladesh. It's politics, not science. Retrieved February 5, 2021, from ThePrint website:

<https://theprint.in/opinion/3-chinese-scientists-just-said-covid-came-from-india-bangladesh-its-politics-not-science/554384/>

Shajahan, A., Archer-Hartmann, S., Supekar, N. T., Gleinich, A. S., Heiss, C., & Azadi, P. (2020a). Comprehensive characterization of N- and O- glycosylation of SARS-CoV-2 human receptor angiotensin converting enzyme 2. *Glycobiology*. <https://doi.org/10.1093/glycob/cwaa101>

Shajahan, A., Supekar, N. T., Gleinich, A. S., & Azadi, P. (2020b). Deducing the N- and O- glycosylation profile of the spike protein of novel coronavirus SARS-CoV-2. *Glycobiology*, 30(12), 981–988. <https://doi.org/10.1093/glycob/cwaa042>

Sharma, A., Gupta, G., Ahmad, T., Krishan, K., & Kaur, B., (2020). Next generation agents (synthetic agents): Emerging threats and challenges in detection, protection, and decontamination. *Handbook on Biological Warfare Preparedness*, 217–256. <https://doi.org/10.1016/B978-0-12-812026-2.00012-8>

Sharpe, J. (2020, May 16). More competitors reveal they were ill at the World Military Games. Retrieved February 6, 2021, from Mail Online website: <https://www.dailymail.co.uk/news/article-8327047/More-competitors-reveal-ill-World-Military-Games.html>

Shen L, He F, Zhang Z. (2020) The Early Cryptic Transmission and Evolution of SARS-CoV-2 in Human Hosts. SSRN; 2020. Retrieved from: <https://europepmc.org/article/ppr/ppr241540> DOI: 10.2139/ssrn.3724275.

Shen, M. (2020, May 9). Cellphone location data analysis in Wuhan virology lab suggests 'hazardous event, October shutdown. Retrieved March 8, 2021, from Mail Online website: <https://www.dailymail.co.uk/news/article-8302739/Cellphone-location-data-analysis-Wuhan-virology-lab-suggests-hazardous-event-October-shutdown.html>

Sherwell, P., (2020). Beijing gets whip hand in WHO's Covid inquiry — and hopes of answers vanish . *The Times*. Retrieved at <https://www.thetimes.co.uk/article/beijing-gets-whip-hand-in-whos-covid-inquiry-and-hopes-of-answers-vanish-6078z2pl3>

Sherwell, P. (2021, February 14). Beijing refuses to hand over samples linked to “pre-Wuhan Covid”, says WHO. Retrieved February 22, 2021, from Thetimes.co.uk website: <https://www.thetimes.co.uk/article/beijing-refuses-to-hand-over-samples-linked-to-pre-wuhan-covid-says-who-mw28brv27>

Shi, M., Lin, XD., Tian, JH. et al. Redefining the invertebrate RNA virosphere. *Nature* 540, 539–543 (2016). <https://doi.org/10.1038/nature20167>

Shoham, D. (2015). Reference to Biological Weapons Capabilities. *Journal of Defence Studies*, 9(2), 131–156. April 2015. Retrieved from [https://idsa.in/system/files/jds/jds\\_9\\_2\\_2015\\_DanyShoham.pdf](https://idsa.in/system/files/jds/jds_9_2_2015_DanyShoham.pdf)

Shoham, D., (2020). The Roots of the COVID-19 Pandemic. BESA, December 14, 2020. Retrieved at <https://besacenter.org/perspectives-papers/covid-pandemic-roots/>

Signus, J.F. (2020). Anomalous Datasets Reveal Metagenomic Fabrication Pipeline That Further Questions the Legitimacy of RaTG13 Genome and the Associated Nature Paper. Retrieved January 22, 2021, from <https://vixra.org/abs/2010.0164>

Singla, M.; Ahmad, S.; Gupta, C.; Sethi, T. De-novo Assembly of RaTG13 Genome Reveals Inconsistencies Further Obscuring SARS-CoV-2 Origins. Preprints 2020, 2020080595 (doi: [10.20944/preprints202008.0595.v1](https://doi.org/10.20944/preprints202008.0595.v1)).

Sirotkin, D. (2020, August 29). Debunking "The proximal origin of SARS-CoV-2" claiming COVID-19 definitely wasn't from a lab. Retrieved January 11, 2021, from <https://harvardtothebighouse.com/2020/03/19/china-owns-nature-magazines-ass-debunking-the-proximal-origin-of-sars-cov-2-claiming-covid-19-wasnt-from-a-lab/>

Sirotkin, K., & Sirotkin, D., (2020). Might SARS-CoV-2 Have Arisen via Serial Passage through an Animal Host or Cell Culture?: A potential explanation for much of the novel coronavirus' distinctive genome. *BioEssays* : News and Reviews in Molecular, Cellular and Developmental Biology, 42(10), e2000091. <https://doi.org/10.1002/bies.202000091>

Sixth Tone (2018) A researcher prepares an experiment at the WIV laboratory in Wuhan, Hubei province, May 4, 2018. Wang Yiwei/Sixth Tone <https://archive.vn/0VeVq>

Sky News (2020, November 2). Coronavirus: First Briton known to have contracted COVID-19 dies in "tragic accident." Retrieved February 28, 2021, from Sky News website: <https://news.sky.com/story/coronavirus-first-briton-known-to-have-contracted-covid-19-dies-in-tragic-accident-12121553>

Sørensen, B., Susrud, A., & Dalglish, A. G., (2020a). BioVacc-19: A Candidate Vaccine for Covid-19 (SARS-CoV-2) Developed from Analysis of its General Method of Action for Infectivity. *QRB Discovery*, 1, e6. <https://doi.org/10.1017/qrd.2020.8>

Sørensen, B., Dalglish, A., & Susrud, A. (2020b). The Evidence which Suggests that This Is No Naturally Evolved Virus A Reconstructed Historical Aetiology of the SARS-CoV-2 Spike. Retrieved January 12, 2021, from <https://www.minervanett.no/angus-dalglish-birger-sorensen-coronavirus/the-evidence-which-suggests-that-this-is-no-naturally-evolved-virus/362529> PDF version: <https://www.minervanett.no/files/2020/07/13/TheEvidenceNoNaturalEvol.pdf>

Sousa, A., (2020, July 17). SARS-Cov-2 Natural or Artificial? That is the Question. Retrieved January 08, 2021, from [https://www.sciencerepository.org/sars-cov-2-natural-or-artificial-that-is-the-question\\_CM2020-1-106](https://www.sciencerepository.org/sars-cov-2-natural-or-artificial-that-is-the-question_CM2020-1-106)

Spencer, D. (2020, August 01). How The Lancet backed Beijing and lost all credibility. Retrieved January 19, 2021, from <https://www.taiwannews.com.tw/en/news/3977561>



- Squitieri, T. (2020, June 30). Did the Military World Games Spread COVID-19? Retrieved February 6, 2021, from The American Prospect website: <https://prospect.org/coronavirus/did-the-military-world-games-spread-covid-19/>
- Subbaraman, N., (2020). 'Heinous!': Coronavirus researcher shut down for Wuhan-lab link slams new funding restrictions. *Nature*, 21 August. <https://www.nature.com/articles/d41586-020-02473-4>
- Sudworth, J., (2020). Covid: Wuhan scientist would 'welcome' visit probing lab leak theory . *BBC News*, December 21, 2020. Retrieved at <https://www.bbc.com/news/world-asia-china-55364445>
- Suryanarayanan, S. (2020a, November 25). Scientist with conflict of interest leading Lancet COVID-19 Commission task force on virus origins. Retrieved January 13, 2021, from <https://usrtk.org/biohazards-blog/scientist-with-conflict-of-interest-leading-lancet-covid-commission-task-force-on-virus-origins/>
- Suryanarayanan, S. (2020b, December 14). EcoHealth Alliance orchestrated key scientists' statement on "natural origin" of SARS-CoV-2. Retrieved January 13, 2021, from <https://usrtk.org/biohazards-blog/ecohealth-alliance-orchestrated-key-scientists-statement-on-natural-origin-of-sars-cov-2/>
- Suryanarayanan, S. (2020c, December 29). Altered datasets raise more questions about reliability of key studies on coronavirus origins. Retrieved January 13, 2021, from <https://usrtk.org/biohazards-blog/altered-datasets-raise-more-questions-about-reliability-of-key-studies-on-coronavirus-origins/>
- Suryanarayanan, S. (2020d, December 18). No peer review for addendum to prominent coronavirus origins study? Retrieved January 13, 2021, from <https://usrtk.org/biohazards-blog/no-peer-review-for-addendum-to-prominent-coronavirus-origins-study/>
- Suryanarayanan, S. (2020e) Nature and PLoS Pathogens probe scientific veracity of key studies linking pangolin coronaviruses to origin of SARS-CoV-2 - U.S. Right to Know. (2020). Retrieved 24 January 2021, from <https://usrtk.org/biohazards-blog/nature-and-plos-pathogens-probe-scientific-veracity-of-key-studies-linking-pangolin-coronaviruses-to-origin-of-sars-cov-2/>
- Syiptv(2018) 我国首个P4实验室到底多牛?这里研究世界上最危险病毒-十堰广电网. (2018-06-27). Hubei Daily. Retrieved January 31, 2021, from Syiptv.com website: <http://www.syiptv.com/article/show/43402>
- Tae, H., Karunasena, E., Bavarva, J. H., McIver, L. J., & Garner, H. R. (2014). Large scale comparison of non-human sequences in human sequencing data. *Genomics*, 104(6 Pt B), 453–458. <https://doi.org/10.1016/j.ygeno.2014.08.009>

Taher, A., (2021). China lab leak is the 'most credible' source of the coronavirus outbreak, says top US government official, amid bombshell claims Wuhan scientist has turned whistleblower. Mail online news. Retrieved at <https://www.dailymail.co.uk/news/article-9106951/Lab-leak-credible-source-coronavirus-outbreak-says-government-official.html>

Taiwan News. (2021). Video shows Wuhan lab scientists admit to being bitten by bats | Taiwan News | 2021/01/15. Retrieved January 25, 2021, from Taiwan News website: <https://www.taiwannews.com.tw/en/news/4102619>

Tamburini, E., Donegà, V., Marchetti, M., Pedrini, P., Monticelli, C., & Balbo, A. (2015). Study on Microbial Deposition and Contamination onto Six Surfaces Commonly Used in Chemical and Microbiological Laboratories. *International Journal of Environmental Research and Public Health*, 12(7), 8295–8311. MDPI AG. Retrieved from <http://dx.doi.org/10.3390/ijerph120708295>

Taodocs (2011) [www.taodocs.com](http://www.taodocs.com). (2011). 【基金标书】2011CB504700-重要病毒跨种间感染与传播致病的分子机制研究 [Fund Tender Document] 2011CB504700-Research on the molecular mechanism of important viruses' cross-species infection and transmission. Retrieved February 22, 2021, from Taodocs.com website: <https://www.taodocs.com/p-567897.html> Archived: <https://archive.vn/4OGqr>

The Independent, 2021. Wuhan already had 13 variants of Covid by December 2019, WHO team finds. (2021, February 15). The Independent. Retrieved from <https://www.independent.co.uk/news/world/asia/wuhan-covid-variants-december-2019-who-investigation-b1802393.html>

The Lancet. (2018) Vaccine scandal and confidence crisis in China. *The Lancet*, 392(10145), 360. [https://doi.org/10.1016/s0140-6736\(18\)31695-7](https://doi.org/10.1016/s0140-6736(18)31695-7)

The Local Sweden.(2020, May 5). Coronavirus may have arrived in Sweden in November: Public Health Agency. Retrieved February 6, 2021, from Thelocal.se website: <https://www.thelocal.se/20200505/the-coronavirus-may-have-arrived-in-sweden-in-november>

The Paper (2019a) 旷野青春 | 他们深入洞穴采集高危病毒，为制作疫苗铺路\_眼光\_澎湃新闻  
Wilderness Youth | They went deep into caves to collect high-risk viruses to pave the way for vaccines -The Paper. (2019-12-11). Retrieved February 22, 2021, from Thepaper.cn website: [https://www.thepaper.cn/newsDetail\\_forward\\_5200198](https://www.thepaper.cn/newsDetail_forward_5200198) Archived: <https://archive.vn/c3L6p>

The Paper (2019b) 旷野青春 | 他们深入洞穴采集高危病毒，为制作疫苗铺路\_眼光\_澎湃新闻  
'Insect man' hits it big -The Paper. (2019). Retrieved February 11, 2021, from Thepaper.cn website: [https://www.thepaper.cn/newsDetail\\_forward\\_5200198](https://www.thepaper.cn/newsDetail_forward_5200198)

Time, (2020a). U.S. Relations with China 1949 – 2020 From Time Magazine. Retrieved at <https://www.cfr.org/timeline/us-relations-china>

- Time, (2020b) World Health Organization Declares COVID-19 a 'Pandemic.' Here's What That Means. <https://time.com/5791661/who-coronavirus-pandemic-declaration/>
- Times of Israel, (2020, April 16th) US alerted Israel, NATO to disease outbreak in China in November — TV report. (2020). Retrieved February 6, 2021, from Timesofisrael.com website: <https://www.timesofisrael.com/us-alerted-israel-nato-to-disease-outbreak-in-china-in-november-report/>
- United States Department of State. (2021a, January 15). Ensuring a Transparent, Thorough Investigation of COVID-19's Origin. Retrieved January 20, 2021, from <https://www.state.gov/ensuring-a-transparent-thorough-investigation-of-covid-19s-origin/>
- United States Department of State. (2021b, January 15). Fact Sheet: Activity at the Wuhan Institute of Virology. Retrieved January 20, 2021, from <https://www.state.gov/fact-sheet-activity-at-the-wuhan-institute-of-virology/>
- Uphoff, C.C., Pommerenke, C, Denkmann, S.A., Drexler H.G., (2019) Screening human cell lines for viral infections applying RNA-Seq data analysis. *PLoS ONE* 14(1): e0210404. <https://doi.org/10.1371/journal.pone.0210404>
- U.S. Department of Health and Human Services, (2009). Biosafety in Microbiological and Biomedical Laboratories, 5th edition. Retrieved from [https://www.utep.edu/orsp/institutional-biosafety/\\_Files/docs/BMBL.pdf](https://www.utep.edu/orsp/institutional-biosafety/_Files/docs/BMBL.pdf)
- U.S. Government Gain-of-Function Deliberative Process and Research Funding Pause on Selected Gain-of-Function Research Involving Influenza, MERS, and SARS Viruses, (N.A, 2014, October 17). Retrieved at <http://www.phe.gov/s3/dualuse/Documents/gain-of-function.pdf>
- Vankadari N. (2020). Structure of Furin Protease Binding to SARS-CoV-2 Spike Glycoprotein and Implications for Potential Targets and Virulence. *The journal of physical chemistry letters*, 11(16), 6655–6663. <https://doi.org/10.1021/acs.jpcllett.0c01698>
- Venkatakrishnan, A. J., Kayal, N., Anand, P. et al., (2020). Benchmarking evolutionary tinkering underlying human–viral molecular mimicry shows multiple host pulmonary–arterial peptides mimicked by SARS-CoV-2. *Cell Death Discov.* 6, 96 (2020). <https://doi.org/10.1038/s41420-020-00321-y>
- Verma, V.B. (2020) AN ASSESSMENT OF CHINA'S BIOLOGICAL WARFARE CAPABILITIES AND NEED FOR GLOBAL APPROACH TO BIO-SECURITY – USI. (03-05-2020). Retrieved February 28, 2021, from Usiofindia.org website: <https://usiofindia.org/publication/cs3-strategic-perspectives/an-assessment-of-chinas-biological-warfare-capabilities-and-need-for-global-approach-to-bio-security/>
- Viboud, C, Lessler, J.,(2018). The 1918 Influenza Pandemic: Looking Back, Looking Forward. *American Journal of Epidemiology*. 2018 Dec 1;187(12):2493-2497. doi: 10.1093/aje/kwy207. PMID: 30346477; PMCID: PMC6454441.

- Video.Twimg (2021). Interview with Professor Dominic Dwyer. Retrieved 22 February 2021, [https://video.twimg.com/ext\\_tw\\_video/1359482240263098370/pu/vid/1280x720/qe09oyWsaKcX2zq8.mp4?tag=10](https://video.twimg.com/ext_tw_video/1359482240263098370/pu/vid/1280x720/qe09oyWsaKcX2zq8.mp4?tag=10)
- Vijaykrishna, D., Mukerji, R., & Smith, G. J., (2015). RNA Virus Reassortment: An Evolutionary Mechanism for Host Jumps and Immune Evasion. *PLoS Pathogens*, 11(7), e1004902. <https://doi.org/10.1371/journal.ppat.1004902>
- Vilar, V & Besnard, M. (2020, June 18). VIDEO. Le mystère du patient zéro. Retrieved February 6, 2021, from Franceinfo website: [https://www.francetvinfo.fr/sante/maladie/coronavirus/video-le-mystere-du-patient-zero\\_4009751.html](https://www.francetvinfo.fr/sante/maladie/coronavirus/video-le-mystere-du-patient-zero_4009751.html)
- Virgo., J., (2020). Virologist Explains His Quest To Track Down The Origin Of COVID-19. *The Federalist*, September 2,2020. Retrieved at <https://thefederalist.com/2020/09/02/virologist-explains-his-quest-to-track-down-the-origin-of-covid-19/>
- Vu, H. T., Leitmeyer, K. C., Le, D. H., Miller, M. J., Nguyen, Q. H., Uyeki, T. M., Reynolds, M. G., Aagesen, J., Nicholson, K. G., Vu, Q. H., Bach, H. A., & Plan, A. J., (2004). Clinical description of a completed outbreak of SARS in Vietnam, February-May 2003. *Emerging Infectious Diseases*, 10(2), 334–338. <https://doi.org/10.3201/eid1002.030761>
- Waeda,J. , (2016). China flooding: Wuhan on red alert for further rain. Loop. Retrieved at <https://www.looppng.com/content/china-flooding-wuhan-red-alert-further-rain>
- Walgate, R., (2004). SARS escaped Beijing lab twice. *Bio Med Central*. DOI 10.1186/gb-spotlight-20040427-03. Retrieved at <https://genomebiology.biomedcentral.com/articles/10.1186/gb-spotlight-20040427-03>
- Walsh, N. P. (2020, December 01). Leaked documents reveal China's mishandling of the early stages of Covid-19 pandemic. Retrieved January 11, 2021, CNN <https://edition.cnn.com/2020/11/30/asia/wuhan-china-covid-intl/index.html>
- Wang, C., Horby, P. W., Hayden, F. G., & Gao, G. F., (2020). A novel coronavirus outbreak of global health concern. *Lancet* (London, England), 395(10223), 470–473. [https://doi.org/10.1016/S0140-6736\(20\)30185-9](https://doi.org/10.1016/S0140-6736(20)30185-9)
- Wang, H., Pipes, L., & Nielsen, R. (2020). Synonymous mutations and the molecular evolution of SARS-CoV-2 origins. *Virus Evolution*, 7(1). <https://doi.org/10.1093/ve/veaa098> earlier version: bioRxiv 2020.04.20.052019; doi: <https://doi.org/10.1101/2020.04.20.052019>
- Wang, M.Y. , Zhao R. , Gao L.J., Gao X.F., Wang, D.P. , Cao, J.M., (2020). SARS-CoV-2: Structure, Biology, and Structure-Based Therapeutics Development. *Front Cell Infect Microbiol*. 2020 Nov 25;10:587269. doi: 10.3389/fcimb.2020.587269. PMID: 33324574; PMCID: PMC7723891.
- Wang, N., Li, S. Y., Yang, X. L., Huang, H. M., Zhang, Y. J., Guo, H., Luo, C. M., Miller, M., Zhu, G., Chmura, A. A., Hagan, E., Zhou, J. H., Zhang, Y. Z., Wang, L. F., Daszak, P., & Shi, Z.

- L. (2018). Serological Evidence of Bat SARS-Related Coronavirus Infection in Humans, China. *Virologica Sinica*, 33(1), 104–107.  
<https://doi.org/10.1007/s12250-018-0012-7>
- Wang, T., Wu, J., Yi, Y., & Qi, J. (2016). Optimization of Process Conditions for Infected Animal Tissues by Alkaline Hydrolysis Technology. *Procedia Environmental Sciences*, 31, 366–374.  
<https://doi.org/10.1016/j.proenv.2016.02.049>
- Wang, X; Song, J, Song, Q.Q, Yu, J, Luo, X.N, Wu, G.Z, Han, J.(2016)  
Viral Contamination Source in Clinical Microbiology Laboratory. Biomedical  
And Environmental Sciences, 29(8), 609-611. Retrieved from:  
<http://www.sciencedirect.com/science/article/pii/S089539881630099X>  
<https://doi.org/10.3967/bes2016.082>.
- Wang, Y. (2018). How China’s Bat Caves Hold the Secret to Preventing Epidemics. Wang Yiwei.  
May 24, 2018. Sixth Tone. Retrieved 29 January 2021, from  
<https://www.sixthtone.com/news/1002326/how-chinas-bat-caves-hold-the-secret-to-preventing-epidemics>
- Wang, Y., Grunewald, M., & Perlman, S. (2020). Coronaviruses: An Updated Overview of Their  
Replication and Pathogenesis. *Methods in molecular biology* (Clifton, N.J.), 2203, 1–29.  
[https://doi.org/10.1007/978-1-0716-0900-2\\_1](https://doi.org/10.1007/978-1-0716-0900-2_1)
- Wang, Z. (2020) 健康时报-人民网. "Bat Hunter" Tian Junhua (2020). Health Times reporter Wang Zhenya "Health Times" (Edition 03, March 13, 2020 Retrieved February 11, 2021, from People.com.cn website: [http://paper.people.com.cn/jksb/html/2020-03/13/content\\_1979666.htm](http://paper.people.com.cn/jksb/html/2020-03/13/content_1979666.htm)
- Wassie, G. T., Azene, A. G., Bantie, G. M., Dessie, G., & Aragaw, A. M., (2020). Incubation period of SARS-CoV-2: A systematic review and meta-analysis. *Current Therapeutic Research, Clinical and Experimental*, 93, 100607. Advance online publication.  
<https://doi.org/10.1016/j.curtheres.2020.100607>
- Wartecki, A., & Rzymiski, P., (2020). On the Coronaviruses and Their Associations with the Aquatic Environment and Wastewater. *Water* 2020, 12(6), 1598; <https://doi.org/10.3390/w12061598>
- Watanabe, Y., Allen, J. D., Wrapp, D., McLellan, J. S., & Crispin, M. (2020). Site-specific glycan analysis of the SARS-CoV-2 spike. *Science*, eabb9983.  
<https://doi.org/10.1126/science.abb9983>
- Web24 (2020, June 19). Six of 138 servicemen who traveled to the Wuhan Games test for coronavirus antibodies. Retrieved February 6, 2021, from Web24 News website:  
<https://www.web24.news/u/2020/06/six-of-138-servicemen-who-traveled-to-the-wuhan-games-test-for-coronavirus-antibodies.html>
- Web24 (2020, May 7). Military World Games in Wuhan in focus: “We are all sick.” DIMITAR DILKOFF. Retrieved February 6, 2021, from Web24 News website:

<https://www.web24.news/u/2020/05/military-world-games-in-wuhan-in-focus-we-are-all-sick.html>

Wei, H (2019). Introduction to International Workshop on Biosafety Laboratory Management Techniques. Wuhan Institute of Virology, CAS. July 30, 2019. Retrieved January 31, 2021, from Unog.ch website:  
[https://www.unog.ch/80256EDD006B8954/\(httpAssets\)/77340B93E2A74F01C125844D0034FB0D/](https://www.unog.ch/80256EDD006B8954/(httpAssets)/77340B93E2A74F01C125844D0034FB0D/) PDF of presentation slides:  
[https://www.unog.ch/80256EDD006B8954/\(httpAssets\)/77340B93E2A74F01C125844D0034FB0D/\\$file/WEI+Hongping.pdf](https://www.unog.ch/80256EDD006B8954/(httpAssets)/77340B93E2A74F01C125844D0034FB0D/$file/WEI+Hongping.pdf)

Wei,L & Liu, Z (2009) Shi Zhengli: A female scientist with the virus. Lu Wei, Liu Zheng Source: Science Times. Published: 2009-3-10. Retrieved 29 January 2021, from <http://news.sciencenet.cn/sbhtmlnews/2009/3/216816.html> Archived: <https://archive.vn/fOabS>

Weiss S, Yitzhaki S, Shapira SC.(2015) Lessons to be Learned from Recent Biosafety Incidents in the United States. Isr Med Assoc J. 2015 May;17(5):269-73. PMID: 26137650. <https://www.ima.org.il/MedicineIMAJ/viewarticle.aspx?year=2015&month=05&page=269>

WEMP (2019a) 生态学系研究生参加野生动物科学考察、野外行为实验、遗传样本采集. Graduate students of the Department of Ecology participate in wildlife scientific investigations, field behavior experiments, and genetic sample collection. (2019-07-17). Retrieved February 11, 2021, from Wemp.app website: <https://wemp.app/posts/41b8ab05-0aec-4084-b19d-98a3bad1f571> Archived: <https://archive.vn/CTpKw>

WEMP (2019b) Graduate students from Dept of Ecology appear on CCTV 生态学系研究生亮相 央视舞台 - 我们的生态学 | 微信公众号文章阅读 - WeMP.2019 -10 -17 (2021, February 17). <https://wemp.app/posts/d2f3799b-3ea3-44e1-b69e-8b3a379d2c7d> Retrieved February 17, 2021, from archive.vn website: <https://archive.vn/FgeUI>

WEMP (2020a) 蝙蝠野外科考调查：从广东到云南. (2020-07-08). Survey of bat field surgery in 2020: from Guangdong to Yunnan. Retrieved February 11, 2021, from Wemp.app website: <https://wemp.app/posts/e24b83b9-b661-4319-8fde-62ac7b0ecd55> Archived: <https://archive.vn/Z2PGX>

WEMP (2020b) 生态学系博士后焦恒武入选博新计划. Jiao Hengwu, a postdoctoral fellow in the Department of Ecology, was selected for the new PhD program (2020-06-17) Retrieved February 16, 2021, from Wemp.app website: <https://wemp.app/posts/ce0eae1f-1b83-4a70-a01d-2aae2397d846>

WHCDC (2020) 24小时不停！武汉疾控实验室核酸日检测量提升80%-工作动态-武汉市疾病预防控制中心中24 hours a day! Wuhan Disease Control Laboratory's daily nucleic acid testing volume increased by 80%. Retrieved February 7, 2021, Original webpage

<https://www.whcdc.org/view/11301.html> deleted. Retrieved from Archive.org website:  
<https://web.archive.org/web/20200510030257/https://www.whcdc.org/view/11301.html>

WHCDC (2020, April 4). English subtitles - Youth in the Wild - Invisible Defender [Video].  
<https://www.youtube.com/watch?v=gYOetKA1o4U>

WHIOV (2019a). Scientists design a training program for BSL-4 laboratory users---Wuhan Institute of Virology. Retrieved February 7, 2021, from Whiov.cas.cn website:  
[http://english.whiov.cas.cn/Research2016/Research\\_Progress2016/201904/t20190422\\_208725.html](http://english.whiov.cas.cn/Research2016/Research_Progress2016/201904/t20190422_208725.html)

WHIOV (2019b) Microbial Resources and Bioinformatics Research Center中国科学院计算机网络信息中心. (2019). 微生物资源与生物信息研究中心--中国科学院武汉病毒研究所. Retrieved February 7, 2021, from Archive.org website:  
[https://web.archive.org/web/20201025071711/http://www.whiov.cas.cn/jgsz\\_160229/kyxt\\_160230/wswzyyswxyjzx/](https://web.archive.org/web/20201025071711/http://www.whiov.cas.cn/jgsz_160229/kyxt_160230/wswzyyswxyjzx/)

WHIOV (2019c) Wuhan Institute of Virology, CAS recruitment notice Third quarter 2019, 中科院武汉病毒所2019年第三季度集中招聘启事（管理岗位）（已截止）. 2019-07-25  
[http://www.whiov.cas.cn/105341/201907/t20190725\\_5351234.html](http://www.whiov.cas.cn/105341/201907/t20190725_5351234.html)  
Retrieved February 7, 2021, from archive.is website: <http://archive.is/N606e#selection-503.6-2791.108>

WHIOV (2020) Recycling and Disposal of the First Batch of Obsolete Fixed Assets in 2020 by Wuhan Institute of Virology, Chinese Academy of Sciences 中国科学院计算机网络信息中心. (2020). 中国科学院武汉病毒研究所2020年第一批报废固定资产回收处置询价公告--中国科学院武汉病毒研究所. 2020-01-08. Retrieved March 25, 2021, from Whiov.cas.cn website: [http://www.whiov.cas.cn/tzgg\\_160286/202005/t20200511\\_5577835.html](http://www.whiov.cas.cn/tzgg_160286/202005/t20200511_5577835.html)

WHIOV (2021) Microbial Resources and Bioinformatics Research Center--Wuhan Institute of Virology中国科学院计算机网络信息中心. (2021). 微生物资源与生物信息研究中心--中国科学院武汉病毒研究所. Retrieved February 7, 2021, from Whiov.cas.cn website:  
[http://www.whiov.cas.cn/jgsz\\_160229/kyxt\\_160230/wswzyyswxyjzx/](http://www.whiov.cas.cn/jgsz_160229/kyxt_160230/wswzyyswxyjzx/)

WHIOV (2021b) Laboratory Animal Center 实验动物中心. (2021). Retrieved February 7, 2021, from Whiov.cas.cn website:  
[http://www.whiov.cas.cn/jgsz/zcwg/sjggjssx/sydwzx/200907/t20090723\\_125487.html](http://www.whiov.cas.cn/jgsz/zcwg/sjggjssx/sydwzx/200907/t20090723_125487.html)  
Archived: <https://archive.vn/99sTg>

WHO, (2014). World Health Organization [WHO], (2004). Laboratory Biosafety, 3rd Edition. Retrieved at <https://www.who.int/publications/i/item/9241546506World>

- WHTV (2020) 田俊华：不惧艰险的病媒专家\_ Tian Junhua: A vector expert who is not afraid of hardships. WHTV HanneWS. (2020-01-04). Retrieved February 6, 2021, from Whtv.com.cn website: <http://www.whtv.com.cn/splby/p/18448.html> Archived: <https://archive.vn/cel7r>
- WHU (2019) 食物改变基因：生态学系赵华斌教授课题组发现动物食性转变的指示基因-武汉大学赵华斌实验室. Food-altering genes: Professor Huabin Zhao's research group from the Department of Ecology found indications of animal food habits.. (2019). Retrieved February 16, 2021, from Whu.edu.cn website: <http://animal-evolution.whu.edu.cn/info/1006/1003.htm>
- WHU (2021) 研究方向-武汉大学赵华斌实验室. Zhao Huabin Laboratory of Wuhan University (2021). Retrieved February 16, 2021, from Whu.edu.cn website: <http://animal-evolution.whu.edu.cn/research.htm>
- WHU (2021b) Huabin Zhao's Bat Lab (Wuhan University) Research Profile-武汉大学赵华斌实验室. (2021). Retrieved February 11, 2021, from Whu.edu.cn website: <http://animal-evolution.whu.edu.cn/En/Research.htm>
- WHU (2021c) Publications-武汉大学赵华斌实验室. (2021). Retrieved February 11, 2021, from Whu.edu.cn: <http://animal-evolution.whu.edu.cn/En/Publications.htm>
- WIBP (2018) 武汉生物制品研究所有限责任公司. (2018) Hazardous Waste Disposal Service-Tender Notice. Retrieved February 28, 2021, from Wibp.com.cn website: <http://www.wibp.com.cn/Chs/Detail2.aspx?Id=5643> Archived: <https://archive.vn/rqYZZ>
- WIBP (2019a) 武汉生物制品研究所有限责任公司. 133. Replacing the gates of the three buildings of the animal house-Tender Notice (2019/10/15). Retrieved February 28, 2021, from Wibp.com.cn website: <http://www.wibp.com.cn/Chs/Detail.aspx?Id=11953> Archived: <https://archive.vn/eCY9c#selection-667.0-957.234>
- WIBP (2019b) 武汉生物制品研究所有限责任公司. 085. Sewage station overhaul project supervision-bidding announcement (2019/6/27). Retrieved February 28, 2021, from Wibp.com.cn website: <http://www.wibp.com.cn/Chs/Detail.aspx?Id=10855> Archived: <https://archive.vn/F2AHy#selection-543.0-705.118>
- WIBP (2019c) 武汉生物制品研究所有限责任公司. 153. Sewage Relocation and Reconstruction Project in the Early Stage of the Joint Vaccine Project. (2019/11/13). Retrieved February 28, 2021, from Wibp.com.cn website: <http://www.wibp.com.cn/Chs/Detail.aspx?Id=12024> Archived: <https://archive.vn/6hG3E#selection-607.0-809.19>
- WIBP (2019d) 武汉生物制品研究所有限责任公司. Announcement on Disposal of Waste



Equipment. (2019). 2019/4/28 Retrieved February 28, 2021, from Wibp.com.cn website: <http://www.wibp.com.cn/Chs/Detail.aspx?Id=5869> Archived: <https://archive.vn/PJgR9#selection-667.0-715.23>

WIBP (2019e) 武汉生物制品研究所有限责任公司. Announcement on Disposal of Waste Equipment (2019). 2019/11/5 Retrieved February 28, 2021, from Wibp.com.cn website: <http://www.wibp.com.cn/Chs/Detail.aspx?Id=11957> Archived: <https://archive.vn/vcxbJ#selection-667.0-897.140>

WIBP (2020) 武汉生物制品研究所有限责任公司. Announcement on Disposal of Waste Equipment (2020). 2020/1/10 Retrieved February 28, 2021, from Wibp.com.cn website: <http://www.wibp.com.cn/Chs/Detail.aspx?Id=12133> Archived: archive.vn website: <https://archive.vn/7Le8i>

Winter, A.E. The impact of the World Military Games on the COVID-19 pandemic. *Ir J Med Sci* (2021). <https://doi.org/10.1007/s11845-020-02484-0>

WION. (2021). Gravitas: Wuhan Virus Pandemic: Leaked audio featuring WHO officials reveal China's lapses [YouTube Video]. Retrieved from <https://www.youtube.com/watch?v=YS1aCf028nA>

Wired Gov (2021) Foot and Mouth outbreak in Surrey HSE publishes final report on potential breaches of biosecurity at the Pirbright site | Health and Safety Executive. (2021). Retrieved February 11, 2021, from Wired-gov.net website: <https://www.wired-gov.net/wg/wg-news-1.nsf/0/B019EDA1015B6FD78025734F003D0FC5?OpenDocument>

Woo, J. H., Cho, J. Y., Kim, Y. S., Choi, D. H., Lee, N. M., Choe, K. W., & Chang, W. H., (1990). A case of laboratory-acquired murine typhus. *The Korean journal of internal medicine*, 5(2), 118–122. <https://doi.org/10.3904/kjim.1990.5.2.118>

World Health Organization, [WHO], (2020a). WHO best practices for naming of new human infectious diseases. Retrieved at [https://www.who.int/topics/infectious\\_diseases/naming-new-diseases/en/](https://www.who.int/topics/infectious_diseases/naming-new-diseases/en/)

World Health Organization[WHO], (2020b). ICD purpose and uses. Retrieved at <https://www.who.int/classifications/icd/en/>

World Health Organization[WHO], (2020c). Novel Coronavirus(2019-nCoV) Situation Report – 11. Retrieved at [https://www.who.int/docs/default-source/coronaviruse/situation-reports/20200131-sitrep-11-ncov.pdf?sfvrsn=de7c0f7\\_4](https://www.who.int/docs/default-source/coronaviruse/situation-reports/20200131-sitrep-11-ncov.pdf?sfvrsn=de7c0f7_4)

World Health Organization[WHO], (2020d). SARS (Severe Acute Respiratory Syndrome). Retrieved <https://www.who.int/ith/diseases/sars/en/>

World Health Organization[WHO], (2020e). Novel Coronavirus(2019-nCoV) Situation Report – 22. Retrieved at [https://www.who.int/docs/default-source/coronaviruse/situation-reports/20200211-sitrep-22-ncov.pdf?sfvrsn=fb6d49b1\\_2](https://www.who.int/docs/default-source/coronaviruse/situation-reports/20200211-sitrep-22-ncov.pdf?sfvrsn=fb6d49b1_2)

- World Health Organization[WHO],(2020f). Countries made up the WHO. Retrieved at <https://www.who.int/countries/>
- World Health Organization [WHO],(2020g). WHO-convened Global Study of the Origins of SARS-CoV-2. Retrieved at <https://www.who.int/publications/m/item/who-convened-global-study-of-the-origins-of-SARS-CoV-2>
- World Health Organization[WHO], (2020h). ARS-CoV-2 mink-associated variant strain – Denmark. Retrieved at <https://www.who.int/csr/don/06-november-2020-mink-associated-sars-cov2-denmark/en/>
- World Health Organization[WHO], (2020i). Archived: WHO Timeline - COVID-1. Retrieved at <https://www.who.int/news/item/27-04-2020-who-timeline---covid-19>
- World Health Organization,(2020j) Statement on the second meeting of the International Health Regulations (2005) Emergency Committee regarding the outbreak of novel coronavirus (2019-nCoV), Jan. 30, 2020, [https://www.who.int/news/item/30-01-2020-statement-on-the-second-meeting-of-the-international-health-regulations-\(2005\)-emergency-committee-regarding-the-outbreak-of-novel-coronavirus-\(2019-ncov\)](https://www.who.int/news/item/30-01-2020-statement-on-the-second-meeting-of-the-international-health-regulations-(2005)-emergency-committee-regarding-the-outbreak-of-novel-coronavirus-(2019-ncov)).
- World Health Organization, (2020k) WHO Director-General’s statement on IHR Emergency Committee on Novel Coronavirus (2019-nCoV), Jan. 30, 2020, [https://www.who.int/dg/speeches/detail/who-director-general-s-statement-on-ihr-emergency-committee-on-novel-coronavirus-\(2019-ncov\)](https://www.who.int/dg/speeches/detail/who-director-general-s-statement-on-ihr-emergency-committee-on-novel-coronavirus-(2019-ncov)).
- World Health Organization, (2020L) Report of the WHO-China Joint Mission on Coronavirus Disease 2019 (COVID-19), Feb. 16–24, 2020, <https://www.who.int/docs/default-source/coronaviruse/who-china-joint-mission-on-covid-19-final-report.pdf>.
- World Health Organization[WHO], ( 2014). China enters the global market. Retrieved at <https://www.who.int/bulletin/volumes/92/9/14-020914/en/>
- World Health Organization[ WHO], (2004). China’s latest SARS outbreak has been contained, but biosafety concerns remain – Update 7. Retrieved at [https://www.who.int/csr/don/2004\\_05\\_18a/en/](https://www.who.int/csr/don/2004_05_18a/en/)
- World Health Organization[WHO], ( 2004a). China’s latest SARS outbreak has been contained, but biosafety concerns remain – Update 7. Retrieved at <https://www.ncbi.nlm.nih.gov/pmc/articles/PMC3291385/>
- World Health Organization[WHO], (2004b). Laboratory biosafety manual. 3<sup>rd</sup> Edition. ISBN 92 4 154650 6 (LC/NLM classification: QY 25) WHO/CDS/CSR/LYO/2004.11 Retrieved at <https://www.who.int/csr/resources/publications/biosafety/Biosafety7.pdf>
- Wrobel, A.G., Benton, D.J., Xu, P. et al. SARS-CoV-2 and bat RaTG13 spike glycoprotein structures inform on virus evolution and furin-cleavage effects. Nat Struct Mol Biol 27, 763–767 (2020). <https://doi.org/10.1038/s41594-020-0468-7>

- WSJ, 2021. OPEN LETTER: Call for a Full and Unrestricted International Forensic Investigation into the Origins of COVID-19 March 4, 2021. Retrieved from [https://s.wsj.net/public/resources/documents/COVID%20OPEN%20LETTER%20FINAL%20030421%20\(1\).pdf](https://s.wsj.net/public/resources/documents/COVID%20OPEN%20LETTER%20FINAL%20030421%20(1).pdf)
- Wu, D., Wu, T., Liu, Q., & Yang, Z., (2020). The SARS-CoV-2 outbreak: What we know. *International Journal of Infectious Diseases* : IJID : official publication of the International Society for Infectious Diseases, 94, 44–48. <https://doi.org/10.1016/j.ijid.2020.03.004>
- Wu G. (2019). Laboratory biosafety in China: past, present, and future. *Biosafety and health*, 1(2), 56–58. <https://doi.org/10.1016/j.bsheal.2019.10.003>
- Wu, L., Chen, Q., Liu, K. et al. Broad host range of SARS-CoV-2 and the molecular basis for SARS-CoV-2 binding to cat ACE2. *Cell Discov* 6, 68 (2020). <https://doi.org/10.1038/s41421-020-00210-9>
- Wu,J, Wu,Z, He,A, Zhang,T, Zhang, P, Jin, J, Li, S, Li, G, Li,X, Liang, S, Pei, L, Liu, R, Tian, Q, He, X, Lu, Y, Tang, Z, Li, H. Genome-Wide Screen and Validation of Microglia Pro-Inflammatory Mediators in Stroke[J]. , 2020, 0(0): <https://doi.org/10.14336/AD.2020.0926> (DOI not working) retrieved from: <http://www.aginganddisease.org/article/0000/2152-5250/ad-0-0-0-2010050804-1.shtml> and <http://www.aginganddisease.org/EN/10.14336/AD.2020.0926>
- Wu Z, Yang L, Yang F, Ren X, Jiang J, Dong J, et al. (2014) Novel henipa-like virus, mojiang paramyxovirus, in rats, China, 2012. *Emerging Infect Dis.* (2014) 20:1064–6. doi: 10.3201/eid2006.131022
- Wuhan.gov.cn (2019a) 市水务局认真开展水务系统安全整治 确保国庆和军运会期间安全稳  
Safety rectification of the water system to ensure safety and stability during the National Day and Military Games (2019-09-27). Wuhan Municipal Water Affairs Bureau. Retrieved February 7, 2021, from Wuhan.gov.cn website: [http://swj.wuhan.gov.cn/swyw/gzdt/202004/t20200426\\_1126041.html](http://swj.wuhan.gov.cn/swyw/gzdt/202004/t20200426_1126041.html) Archived: <http://archive.is/ufEOK>
- Wuhan.gov.cn (2019b) 市排水泵站管理处开展建设项目专项整治. Municipal Drainage Pumping Station Management Office launched special rectification of construction projects (2019-09-30). Retrieved February 7, 2021, from Wuhan.gov.cn website: [http://swj.wuhan.gov.cn/swyw/gzdt/202004/t20200426\\_1126023.html](http://swj.wuhan.gov.cn/swyw/gzdt/202004/t20200426_1126023.html) Archived: <http://archive.is/YIG4E>
- Wuhan.Gov.Cn (2019d) 市水务局召开全市混错接改造和隐患 整改工作推进会. The Municipal Water Affairs Bureau held a city-wide mixed connection transformation and hidden danger rectification work promotion meeting (2019-09-25). Retrieved February 7, 2021, from Wuhan.gov.cn website: [http://swj.wuhan.gov.cn/swyw/gzdt/202004/t20200426\\_1126046.html](http://swj.wuhan.gov.cn/swyw/gzdt/202004/t20200426_1126046.html)

Wuhan.gov.cn (2021) 长江日报：整改164处，雨水污水“各走各路” Yangtze River Daily:

164 places were rectified, rainwater and sewage "take their own paths", (2019). Wuhan Municipal Water Affairs Bureau. Retrieved February 7, 2021, from Wuhan.gov.cn website: [http://swj.wuhan.gov.cn/swyw/jcss/202004/t20200426\\_1127115.html](http://swj.wuhan.gov.cn/swyw/jcss/202004/t20200426_1127115.html) Archived: <http://archive.is/apj73>

Wuhan Municipal Water Affairs Bureau (2019c) 市作风巡查组召开涉水类问题整改工作 专题

工作督办会 --市委联合督办工作组第一站走进市水务局. The Municipal Work Style Inspection Team held a special work supervision meeting for the rectification of water-related problems 2019-09-27. Retrieved February 7, 2021, from Wuhan.gov.cn website: [http://swj.wuhan.gov.cn/swyw/gzdt/202004/t20200426\\_1126039.html](http://swj.wuhan.gov.cn/swyw/gzdt/202004/t20200426_1126039.html) Archived: <http://archive.is/n8axN>

Wuhan Municipal Water Affairs Bureau. (2020) 市水务局召开全市混错接改造和隐患 整改工作

推进会. The Municipal Water Affairs Bureau held a city-wide mixed connection transformation and hidden danger rectification work promotion meeting (2020, July 25). Retrieved February 7, 2021, from archive.is website: <http://archive.is/8CJa1>

Wuhan University (2019) 实验室与设备管理处. Notice on further strengthening laboratory safety

management during the military games. Release time: 2019-10-14. Retrieved February 10, 2021, from Whu.edu.cn website: <https://lab.whu.edu.cn/info/1013/2331.htm>  
Archived copy: <https://archive.vn/wsDJR>

Wuhan Institute of Virology, CAS, (n.d.). Emerging Viruses Group Retrieved January 13, 2021

<http://159.226.126.127:8082/web/55577/home>  
archived:<https://web.archive.org/web/20200404102050/http://159.226.126.127:8082/web/55577/home>

Wuhan Institute of Virology. (2017). Second China-U.S. Workshop on the Challenges of

Emerging Infections, Laboratory Safety and Global Health Security (First Announcement)  
---Wuhan Institute of Virology. Retrieved January 29, 2021, from Wuhanvirology.org  
[http://institute.wuhanvirology.org/Notice2016/201712/t20171212\\_187696.html](http://institute.wuhanvirology.org/Notice2016/201712/t20171212_187696.html)

Wuhan University. (2016). The Institute of Model Animal of Wuhan University attracts the attention

of top international academic journal. Liu Hui (2016-12-26) Retrieved February 10, 2021, from Whu.edu.cn website: <https://en.whu.edu.cn/info/1081/2747.htm>

Xagoraraki, I., Yin, Z., Svambayev, S., (2014). Fate of viruses in water systems. *Journal of Environmental Engineering*,(140)7. Retrieved at [https://doi.org/10.1061/\(ASCE\)EE.1943-7870.0000827](https://doi.org/10.1061/(ASCE)EE.1943-7870.0000827)

- Xia, H., Huang, Y., Ma, H., Liu, B., Xie, W., Song, D., & Yuan, Z., (2019). Biosafety Level 4 Laboratory User Training Program, China. *Emerging Infectious Diseases*, 25(5), e180220. Detailed Training Course:  
<https://www.ncbi.nlm.nih.gov/pmc/articles/PMC6478205/bin/18-0220-Techapp-s1.xlsx>  
<https://doi.org/10.3201/eid2505.180220>
- Xia, S., Yan, L., Xu, W., Agrawal, A. S., Algaissi, A., Tseng, C. K., Wang, Q., Du, L., Tan, W., Wilson, I. A., Jiang, S., Yang, B., & Lu, L. (2019). A pan-coronavirus fusion inhibitor targeting the HR1 domain of human coronavirus spike. *Science advances*, 5(4), eaav4580.  
<https://doi.org/10.1126/sciadv.aav4580>
- Xiao, F., Sun, J., Xu, Y., Li, F., Huang, X., Li, H...Zhao, J., (2020). Infectious SARS-CoV-2 in Feces of Patient with Severe COVID-19. *Emerging Infectious Diseases*, 26(8), 1920-1922.  
<https://dx.doi.org/10.3201/eid2608.200681>
- Xiao, Y., Zhang, L., Yang, B., Li, M., Ren, L., & Wang, J. (2019). Application of next generation sequencing technology on contamination monitoring in microbiology laboratory. *Biosafety and Health*, 1(1), 25–31. <https://doi.org/10.1016/j.bsheal.2019.02.003>
- Xie, J., (2020). Chinese Lab with Checkered Safety Record Draws Scrutiny over COVID-19. VOA, April,21, 2020. Retrieved at <https://www.voanews.com/covid-19-pandemic/chinese-lab-checked-safety-record-draws-scrutiny-over-covid-19>
- Xinhua. (2020, March 28). Worker responsible for disposal, incineration of medical waste in Wuhan. Retrieved December 29, 2020, from [http://m.china.org.cn/orgdoc/doc\\_1\\_29302\\_1572340.html](http://m.china.org.cn/orgdoc/doc_1_29302_1572340.html)
- Xinhuanet (2017) 80后“疾控”小伙为搞研究抓虫数万只 夜夜趴地看蟑螂-新华网. (The post-80s "disease control" guys catch tens of thousands of insects and watch cockroaches every night) 2017, May 03. Retrieved February 11, 2021, from Xinhuanet website: [http://www.xinhuanet.com/local/2017-05/03/c\\_1120909064\\_2.htm](http://www.xinhuanet.com/local/2017-05/03/c_1120909064_2.htm)
- Xu L. (2013) The analysis of 6 patients with severe pneumonia caused by unknown viruses (Master's Thesis). The First Clinical Medical College of Kunming Medical University, Kunming Medical University, Kunming, China  
<http://eng.oversea.cnki.net/Kcms/detail/detail.aspx?filename=1013327523.nh&dbcode=CMFD&dbname=CMFD2014>
- Xu, Y., Lewandowski, K., Lumley, S., Pullan, S., Vipond, R., & Carroll, M. et al. (2018). Detection of Viral Pathogens With Multiplex Nanopore MinION Sequencing: Be Careful With Cross-Talk. *Frontiers In Microbiology*, 9. doi: 10.3389/fmicb.2018.02225
- Xu W, Wang M, Yu D and Zhang X (2020) Variations in SARS-CoV-2 Spike Protein Cell Epitopes and Glycosylation Profiles During Global Transmission Course of COVID-19. *Front. Immunol.* 11:565278. doi: 10.3389/fimmu.2020.565278

- Ya, L., (2020). The outbreak of the official letter leaks the outbreak several months earlier than the CCP's announcement. *The Epoch Times*. Retrieved at <https://www.epochtimes.com/gb/20/10/8/n12462796.htm>
- Yan et al (2020a) H. Yan et al., Many bat species are not potential hosts of SARS-CoV and SARS-CoV-2: Evidence from ACE2 receptor usage. *bioRxiv:doi:10.1101/2020.09.08.284737* (8 September 2020)
- Yan, L-M, Kang, S., Guan, J., & Hu, S., (2020b). SARS-CoV-2 Is an Unrestricted Bioweapon: A Truth Revealed through Uncovering a Large-Scale, Organized Scientific Fraud. *Zenodo*. DOI 10.5281/zenodo.4073131
- Yang, X. L., Hu, B., Wang, B., Wang, M. N., Zhang, Q., Zhang, W., Wu, L. J., Ge, X. Y., Zhang, Y. Z., Daszak, P., Wang, L. F., & Shi, Z. L. (2015). Isolation and Characterization of a Novel Bat Coronavirus Closely Related to the Direct Progenitor of Severe Acute Respiratory Syndrome Coronavirus. *Journal of virology*, 90(6), 3253–3256. <https://doi.org/10.1128/JVI.02582-15>
- Yang Xu, Liang Huigang, Shen Yi, Xu Ping, Yuan Zhiming. (2016a) Thoughts on strengthening China's high-level biosafety laboratory system planning[J]. Bulletin of the Chinese Academy of Sciences,2016,31(10):1248-1254.
- Yang Xu, Liang Huigang, Xu Ping, Shen Yi, Yuan Zhiming. (2016b) Consideration about Improving the Planning of High-level Biosafety Laboratory System in China[J].Bulletin of the Chinese Academy of Sciences,2016,31(10):1248-1254  
[http://www.bulletin.cas.cn/zgkxyy/ch/reader/view\\_abstract.aspx?file\\_no=20161016](http://www.bulletin.cas.cn/zgkxyy/ch/reader/view_abstract.aspx?file_no=20161016)
- Yao, W., Wang, Y., Ma, D., Tang, X., Wang, H., Li, C., Zhong, G. (2021). Circulating SARS-CoV-2 variants B.1.1.7, 501Y.V2, and P.1 have gained ability to utilize rat and mouse Ace2 and altered in vitro sensitivity to neutralizing antibodies and ACE2-Ig.  
<https://doi.org/10.1101/2021.01.27.428353>
- Yarbrough, M. L., Kwon, J. H., Wallace, M. A., Hink, T., Shupe, A., Fraser, V. J., ... Burnham, C.-A. D. (2018). Frequency of Instrument, Environment, and Laboratory Technologist Contamination during Routine Diagnostic Testing of Infectious Specimens. *Journal of Clinical Microbiology*, 56(6). <https://doi.org/10.1128/jcm.00225-18>
- Ye, F., Chen C, Qin J, Liu J, Zheng C., (2015). Genetic profiling reveals an alarming rate of cross-contamination among human cell lines used in China. *FASEB J*. 2015 Oct;29(10):4268-72. doi: 10.1096/fj.14-266718. Epub 2015 Jun 26. PMID: 26116706.
- Ye, R., Eilenberg, R.M., Graham, K.E. & Wigginton, K. R., (2016). Survivability, Partitioning, and Recovery of Enveloped Viruses in Untreated Municipal Wastewater. *Environmental Science and Technology*, 50, p.5077-5085. Retrieved at <https://pubs.acs.org/doi/pdf/10.1021/acs.est.6b00876>

- Yee, J. (2020, February 01). Bizarre Wuhan Wet Market Menu Shows Over 100 Wild Animals Sold As Food, Link With Virus Unclear. Retrieved January 12, 2021, from <https://mustsharenews.com/wuhan-market-animals-menu/>
- Yiwu Suoji Medical Technology. (2020). On the development of novel coronavirus vaccine in China. Retrieved January 28, 2021, from Drsg.com website: <https://drsg.com/wap/news/448.html>  
Archived:  
<https://web.archive.org/web/20201127132143/https://drsg.com/wap/news/448.html>
- Yong, K., Ng, J., Her, Z., Hey, Y. Y., Tan, S. Y., Tan, W., Irac, S. E., Liu, M., Chan, X. Y., Gunawan, M., Foo, R., Low, D., Mendenhall, I. H., Chionh, Y. T., Dutertre, C. A., Chen, Q., & Wang, L. F. (2018). Bat-mouse bone marrow chimera: a novel animal model for dissecting the uniqueness of the bat immune system. *Scientific reports*, 8(1), 4726.  
<https://doi.org/10.1038/s41598-018-22899-1>
- Yoshikawa, R., Shimode, S., Sakaguchi, S., & Miyazawa, T., (2014). Contamination of live attenuated vaccines with an infectious feline endogenous retrovirus (RD-114 virus). *Archives of Virology*, 159(3), 399–404. <https://doi.org/10.1007/s00705-013-1809-1>
- Yu, Z. (2020, March 17). How Wuhan copes with mountains of medical waste. Retrieved December 29, 2020, from <https://news.cgtn.com/news/2020-03-17/How-Wuhan-cope-with-its-mountains-of-medical-waste--OUxhr4jW1i/index.html>
- Yua P, Hua B, Zhengli S, Cuia J. (2019) Geographical structure of bat SARS-related coronaviruses. *Infect Genet Evol.* (2019) 2019:224–9. doi: 10.1016/j.meegid.2019.02.001
- Yuan, D., Gao, W., Liang, S., Yang, S., & Jia, P., (2020). Biosafety threats of the rapidly established labs for SARS-CoV-2 tests in China. *Environment International*, 143, 105964. Advance online publication. <https://doi.org/10.1016/j.envint.2020.105964>
- Yuan, L., Li, M., Li, L., Monagin, C., Chmura, A. A., Schneider, B. S., Epstein, J. H., Mei, X., Shi, Z., Daszak, P., & Chen, J. (2014). Evidence for retrovirus and paramyxovirus infection of multiple bat species in china. *Viruses*, 6(5), 2138–2154. <https://doi.org/10.3390/v6052138>
- Zeng, L. P., Gao, Y. T., Ge, X. Y., Zhang, Q., Peng, C., Yang, X. L., Tan, B., Chen, J., Chmura, A. A., Daszak, P., & Shi, Z. L. (2016). Bat Severe Acute Respiratory Syndrome-Like Coronavirus WIV1 Encodes an Extra Accessory Protein, ORFX, Involved in Modulation of the Host Immune Response. *Journal of virology*, 90(14), 6573–6582.  
<https://doi.org/10.1128/JVI.03079-15>
- Zhan, S., Deverman, B., & Chan, Y.A., (2020). SARS-CoV-2 is well adapted for humans. What does this mean for re-emergence?. *bioRxiv*.  
doi: <https://doi.org/10.1101/2020.05.01.07326>
- Zhang, B. (2020, October 7). SARS-CoV-2 Could Come from a Lab - A Critique of "The Proximal Origin of SARS-CoV-2" Published in Nature. Retrieved January 11, 2021, from <https://www.linkedin.com/pulse/repost-sars-cov-2-could-come-from-lab-critique-proximal-billy-zhang/?articleId=6719634577222115328>

- Zhang, D. (2020a). Evidence of Lax and disregard of laboratory safety protocols and regulations in China [Data set]. Zenodo. <http://doi.org/10.5281/zenodo.4307879>
- Zhang, D. (2020b). The Validity of critical pieces of evidence for the natural origin of SARS-CoV-2 is dubious, and needs to be reconsidered. Zenodo. <http://doi.org/10.5281/zenodo.3786451>
- Zhang, D. (2020c). Anomalies in BatCoV/RaTG13 sequencing and provenance. Zenodo. <http://doi.org/10.5281/zenodo.4064067>
- Zhang, D. (2020d). The Pan-SL-CoV/GD sequences may be from contamination. Zenodo. <http://doi.org/10.5281/zenodo.4450267>
- Zhang, F. Officials punished for SARS virus leak. China Daily News, July 07, 2004. Retrieved at [https://www.chinadaily.com.cn/english/doc/2004-07/02/content\\_344755.htm](https://www.chinadaily.com.cn/english/doc/2004-07/02/content_344755.htm)
- Zhang, H (2021) Mink may be host of coronavirus' origin: China's "Bat Woman" - By Zhang Hui Global Times. (Jan 15 2021). Retrieved February 5, 2021, from Globaltimes.cn website: <https://www.globaltimes.cn/page/202101/1212942.shtml>
- Zhang, H., Peng, C., Liu, B., Liu, J., Yuan, Z., & Shi, Z. (2018). Evaluation of MICRO-CHEM PLUS as a Disinfectant for Biosafety Level 4 Laboratory in China. *Applied Biosafety*, 23(1), 32–38. <https://doi.org/10.1177/1535676018758891>
- Zhang, J., (2020, August 16). China's Military Employment of Artificial Intelligence and Its Security Implications. *The International Affairs Review*. Retrieved at <https://iar-gwu.org/print-archive/blog-post-title-four-xgtap>
- Zhang, Q., Zeng, L. P., Zhou, P., Irving, A. T., Li, S., Shi, Z. L., & Wang, L. F. (2017). IFNAR2-dependent gene expression profile induced by IFN- $\alpha$  in *Pteropus alecto* bat cells and impact of IFNAR2 knockout on virus infection. *PloS one*, 12(8), e0182866. <https://doi.org/10.1371/journal.pone.0182866>
- Zhang, T, Wu Q, Zhang Z., (2020). Probable Pangolin Origin of SARS-CoV-2 Associated with the COVID-19 *Outbreak*. *Curr Biol* . <http://dx.doi.org/10.1016/j.cub.2020.03.022>
- Zhang, Y.; Zhao, W.; Mao, Y.; Wang, S.; Zhong, Y.; Su, T.; Gong, M.; Lu, X.; Cheng, J.; Yang, H.,(2020) Site-Specific N-Glycosylation Characterization of Recombinant SARS-CoV-2 Spike Proteins Using High-Resolution Mass Spectrometry. *bioRxiv* 2020, 2020.03.28.013276. <https://doi.org/10.1101/2020.03.28.013276>
- Zhang, Y., Zhang, H., Dong, X., Yuan, J., Zhang, H., Yang, X., Zhou, P., Ge, X., Li, Y., Wang, L. F., & Shi, Z. (2010). Hantavirus outbreak associated with laboratory rats in Yunnan, China. *Infection, genetics and evolution : journal of molecular epidemiology and evolutionary genetics in infectious diseases*, 10(5), 638–644. <https://doi.org/10.1016/j.meegid.2010.03.015>



- Zhang, Z., Wu, J., Hao, L., Yi, Y., & Qi, J. (2020). Development of biosafety equipment for high containment laboratory and for personal protection in China. *Biosafety and Health*, 2(1), 12–17. <https://doi.org/10.1016/j.bsheal.2019.12.008>
- Zhang Zhan. (2020a, February 26). Wuhan\_Virus Research Institute "Maintain World Peace" (Construction Gate) [Video]. YouTube. [https://www.youtube.com/watch?v=mzR\\_9xwlNeg](https://www.youtube.com/watch?v=mzR_9xwlNeg)  
Archived: <https://archive.is/wip/gnIKD>
- Zhang Zhan. (2020b, April 26). Zhang Zhan: Mysterious Wuhan Institute of Virology Laboratory Visit\_Is the source of the virus related to this? [Video]. YouTube. (Construction Site Waste) [https://www.youtube.com/watch?v=qbUgF\\_mQy90](https://www.youtube.com/watch?v=qbUgF_mQy90)  
Archived: <https://archive.vn/or3eV>
- Zhao, P., Praissman, J. L., Grant, O. C., Cai, Y., Xiao, T., Rosenbalm, K. E., Aoki, K., Kellman, B. P., Bridger, R., Barouch, D. H., Brindley, M. A., Lewis, N. E., Tiemeyer, M., Chen, B., Woods, R. J., & Wells, L. (2020). Virus-Receptor Interactions of Glycosylated SARS-CoV-2 Spike and Human ACE2 Receptor. *Cell host & microbe*, 28(4), 586–601.e6. <https://doi.org/10.1016/j.chom.2020.08.004>
- Zheng, J., (2020). SARS-CoV-2: an Emerging Coronavirus that Causes a Global Threat. *International Journal of Biological Sciences*, 16(10), 1678–1685. <https://doi.org/10.7150/ijbs.45053>
- Zhenzhen, H., (2020). Medical Wastewater Treatment In COVID Times. Retrieved at <https://www.chinawaterrisk.org/resources/analysis-reviews/medical-wastewater-treatment-in-covid-times/>
- Zhiming Y. (2019). Current status and future challenges of high-level biosafety laboratories in China. *Journal of biosafety and biosecurity*, 1(2), 123–127. <https://doi.org/10.1016/j.jobb.2019.09.005>
- Zho, J.B.,Kong,W.H.,Wang, S.,long,Y. B., Dong, H.,He,Z., Liu, M.Q, (2020). Potential transmission risk of SARS-CoV-2 through medical wastewater in COVID-19 outbreak cities. *Research Square*. DOI: <https://doi.org/10.21203/rs.3.rs-3743/v1>
- Zhong, N. S., Zheng, B. J., Li, Y. M., Poon, Xie, Z. H., Chan, K. H., Li, P. H., Tan, S. Y., Chang, Q., Xie, J. P., Liu, X. Q., Xu, J., Li, D. X., Yuen, K. Y., Peiris, & Guan, Y., (2003). Epidemiology and cause of severe acute respiratory syndrome (SARS) in Guangdong, People's Republic of China, in February, 2003. *Lancet* (London, England), 362(9393), 1353–1358. [https://doi.org/10.1016/s0140-6736\(03\)14630-2](https://doi.org/10.1016/s0140-6736(03)14630-2)
- Zhou, P., Chionh, Y. T., Irac, S. E., Ahn, M., Jia Ng, J. H., Fossum, E., Bogen, B., Ginhoux, F., Irving, A. T., Dutertre, C. A., & Wang, L. F. (2016). Unlocking bat immunology: establishment of Pteropus alecto bone marrow-derived dendritic cells and macrophages. *Scientific reports*, 6, 38597. <https://doi.org/10.1038/srep38597>
- Zhou, D., Song, H. & Wang, J. & li, Z. & Xu, S. & Ji, X. & Hou, X. & Xu, J. (2019). Biosafety and biosecurity. *Journal of Biosafety and Biosecurity*. 1. 10.1016/j.jobb.2019.01.001.

Zhou, P., Fan, H., Lan, T. et al. (2018) Fatal swine acute diarrhoea syndrome caused by an HKU2-related coronavirus of bat origin. *Nature* 556, 255–258 (2018).  
<https://doi.org/10.1038/s41586-018-0010-9>

Zhou P, Yang XL, Wang XG, Hu B, Zhang L, Zhang W, et al. (2020a) A pneumonia outbreak associated with a new coronavirus of probable bat origin. *Nature*. (2020) 579:270–3. doi: 10.1038/s41586-020-2012-7

Zhou, P., Yang, XL., Wang, XG. et al.(2020b) Addendum: A pneumonia outbreak associated with a new coronavirus of probable bat origin. *Nature* 588, E6 (2020).  
<https://doi.org/10.1038/s41586-020-2951-z>

Zhou, P., & Shi, Z.-L. (2021). SARS-CoV-2 spillover events. *Science*, 371(6525), 120–122.  
<https://science.sciencemag.org/content/371/6525/120/tab-article-info>  
doi: <https://doi.org/10.1126/science.abf6097>