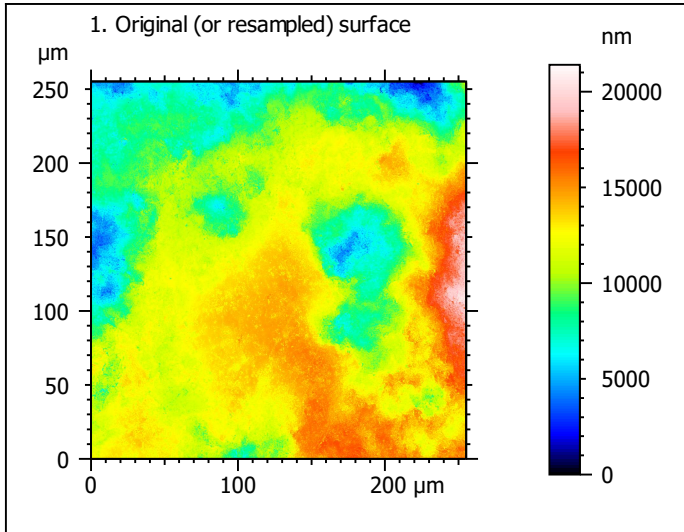


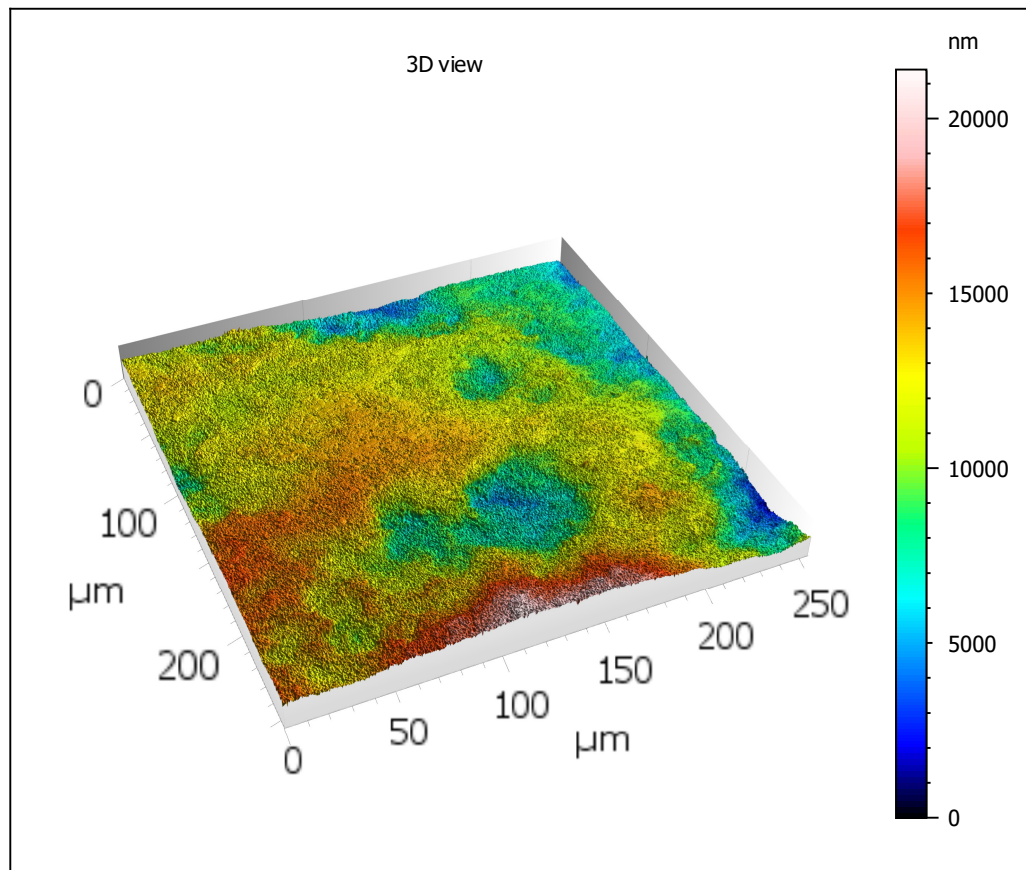
Template - Processing analysis

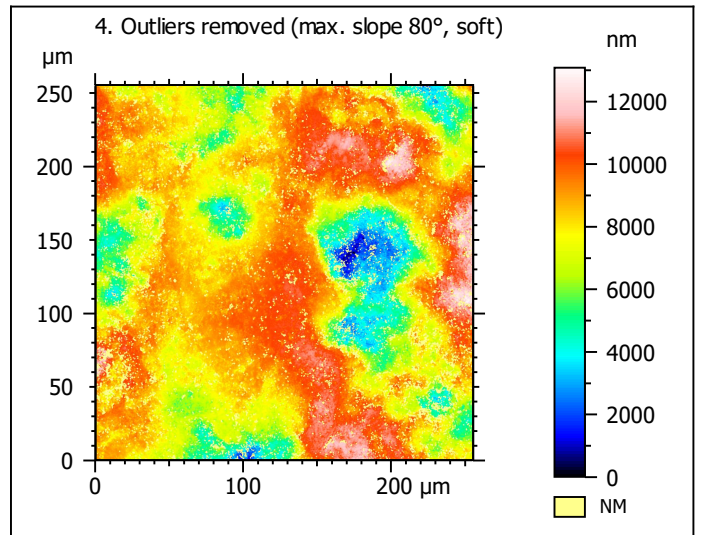
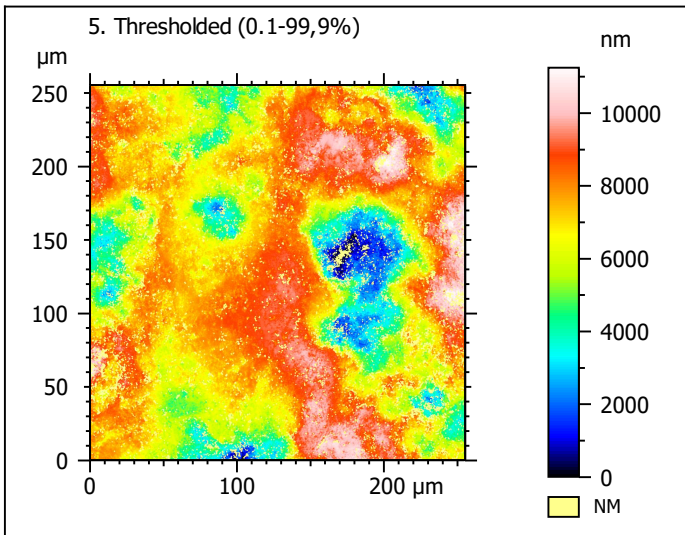
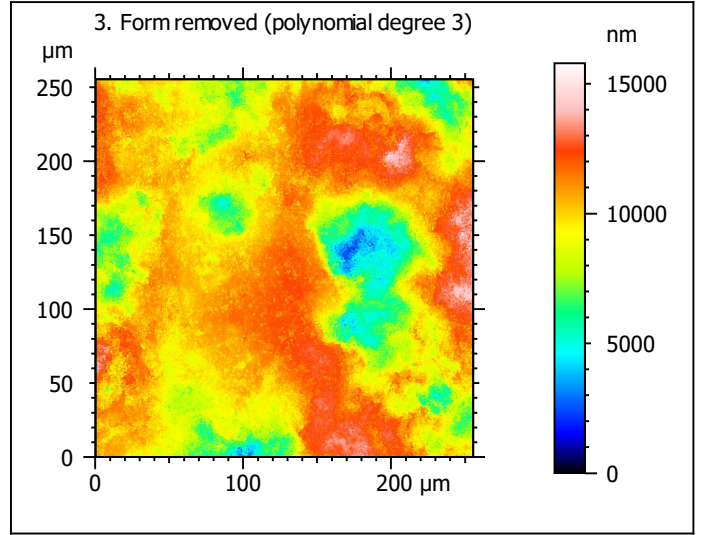
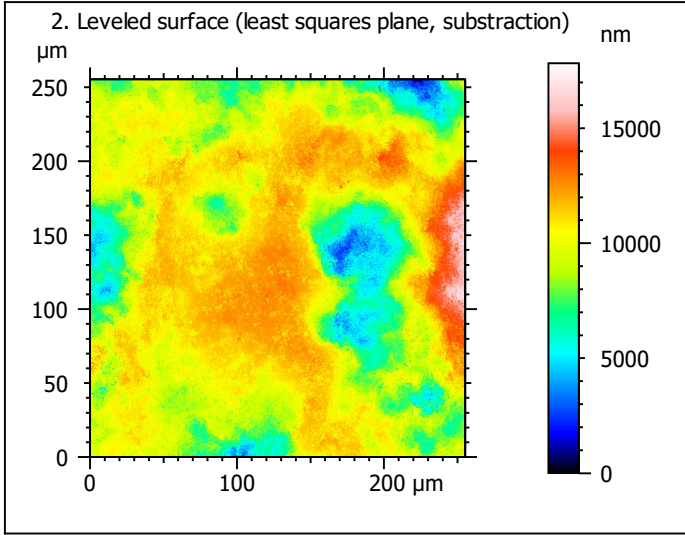
Template to process all surfaces acquired with the LSM with the 50x/0.75 and 50x/0.95 objectives.

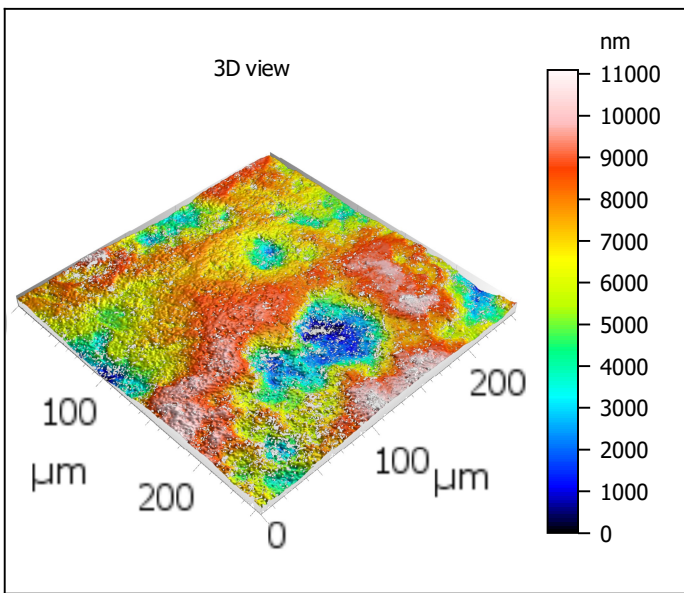
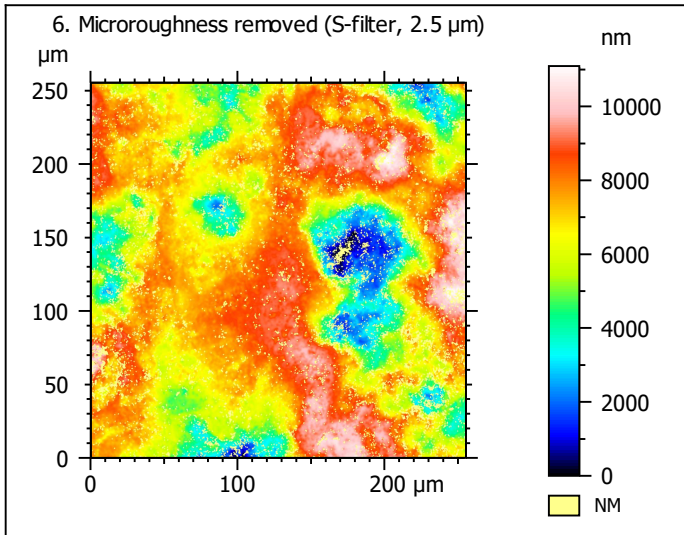
Processing



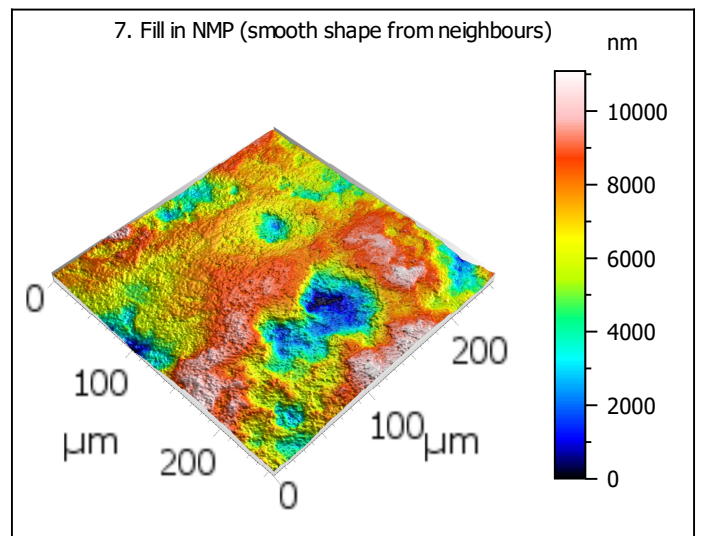
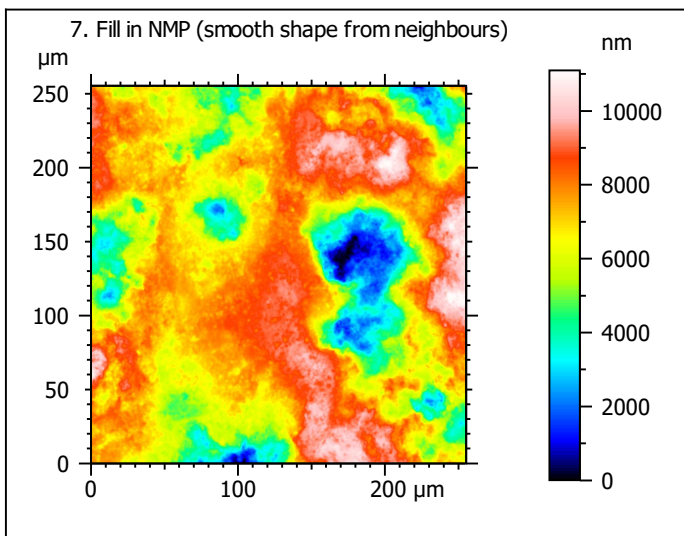
Identity card			
Name:	lime6-1_lsm_50x-0.75_20200914_surf3_Topo		
Created on:	9/14/2020 3:53:22 PM		
Studiabile type:	Surface		
Axis:	X		
Length:	255.3	μm	
Size:	1024	points	
Spacing:	0.2496	μm	
Axis:	Y		
Length:	255.3	μm	
Size:	1024	points	
Spacing:	0.2496	μm	
Axis:	Z		
Layer type:	Topography		
Length:	21401	nm	
Size:	65532	digits	
Spacing:	0.3266	nm	
NM-points ratio:	0.000 % (0 Pts)		







Identity card			
Name:	lime6-1_lsm_50x-0.75...filtered (As 2.500 μm)		
File path:	C:\Users\marreiros.R...0914_surf3_Topo.sur		
Created on:	9/14/2020 3:53:22 PM		
Studiable type:	Surface		
Axis:	X		
Length:	255.3	μm	
Size:	1024	points	
Spacing:	0.2496	μm	
Offset:	0.000	μm	
Axis:	Y		
Length:	255.3	μm	
Size:	1024	points	
Spacing:	0.2496	μm	
Offset:	-255.3	μm	
Axis:	Z		
Layer type:	Topography		
Length:	11093	nm	
Min:	-6768	nm	
Max:	4325	nm	
Size:	339683	digits	
Spacing:	0.03266	nm	
NM-points ratio:	11.14 % (116837 Pts)		

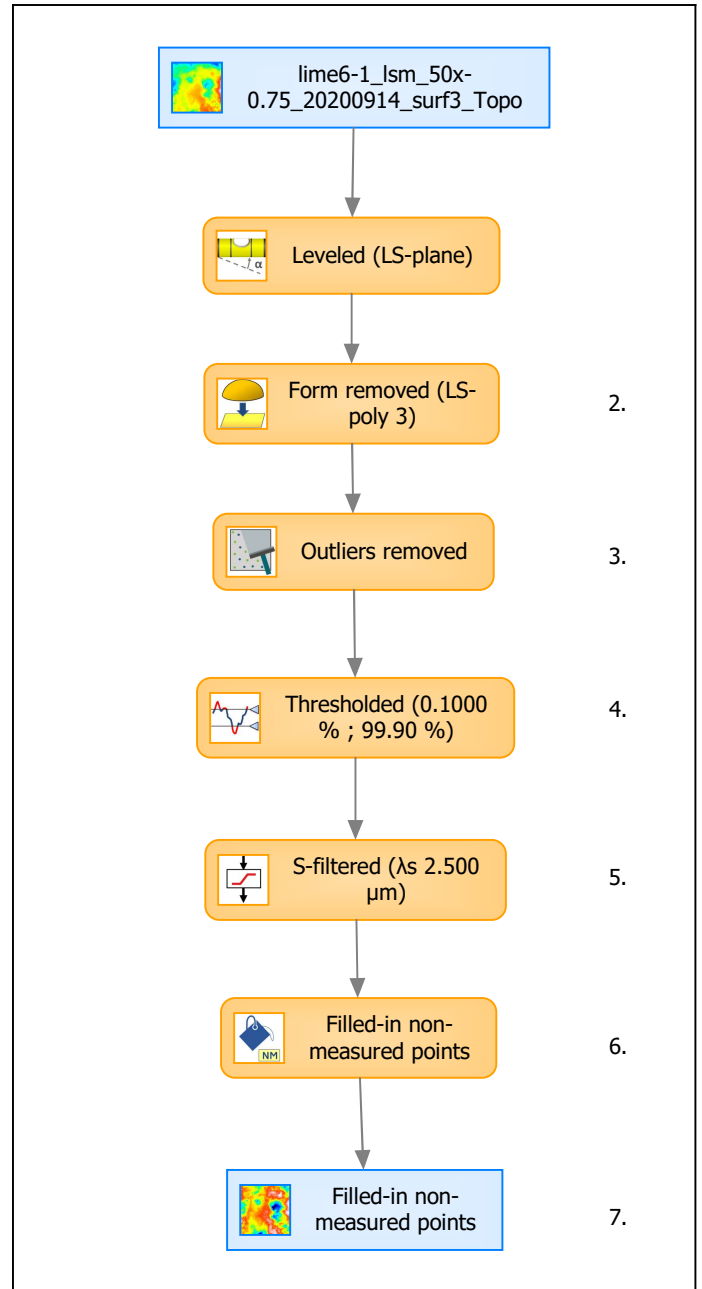


Identity card			
Name:	lime6-1_lsm_50x-0.75_...in non-measured points		
Created on:	9/14/2020 3:53:22 PM		
Studiable type:	Surface		
Axis: X			
Length:	255.3	μm	
Size:	1024	points	
Spacing:	0.2496	μm	
Axis: Y			
Length:	255.3	μm	
Size:	1024	points	
Spacing:	0.2496	μm	
Axis: Z			
Layer type:	Topography		
Length:	11093	nm	
Size:	339683	digits	
Spacing:	0.03266	nm	
NM-points ratio:	0.000 % (0 Pts)		

Analyses


8. ISO 25178-2 parameters on surface #7

ISO 25178 - Primary surface			
<i>F: [Workflow] Form removed (LS-poly 3)</i>			
<i>S-filter (λs): [Workflow] S-filtered (λs 2.500 μm)</i>			
Height parameters			
Sq	1967	nm	
Ssk	-0.6892		
Sku	3.236		
Sp	4301	nm	
Sv	6792	nm	
Sz	11093	nm	
Sa	1551	nm	
Functional parameters			
Smr	1.717	%	
Smc	2276	nm	
Sxp	4918	nm	
Spatial parameters			
Sal	27.39	μm	
Str	0.5385		
Std	109.5	°	
Hybrid parameters			
Sdq	0.3529		
Sdr	5.716	%	
Functional parameters (Volume)			
Vm	0.05666	μm ³ /μm ²	
Vv	2.332	μm ³ /μm ²	
Vmp	0.05666	μm ³ /μm ²	
Vmc	1.788	μm ³ /μm ²	
Vvc	2.022	μm ³ /μm ²	
Vvv	0.3105	μm ³ /μm ²	



Analyses:	
ISO 25178	8.
Furrow	9.
Texture direction	10.
Texture isotropy	11.
SSFA	12.

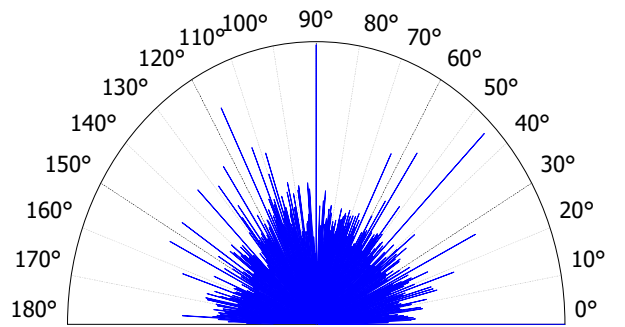
9. Furrow analysis on surface #7



All furrows are shown.


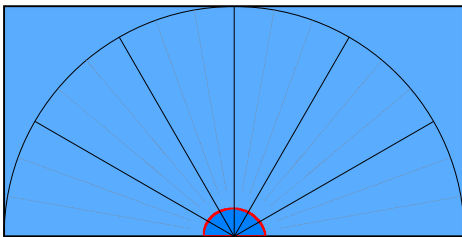
Parameters	Value	Unit
Maximum depth of furrows	5294	nm
Mean depth of furrows	1405	nm
Mean density of furrows	2852	cm/cm2

10. Texture direction on surface #7



Parameters	Value	Unit
First direction	180.0	°
Second direction	90.00	°
Third direction	45.00	°

11. Texture isotropy on surface #7



Parameters	Value	Unit
Isotropy	89.39	%

12. SSFA on surface #7

