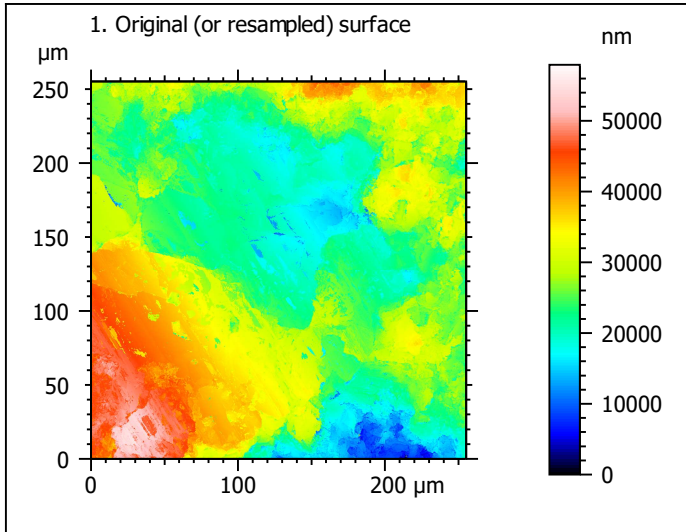


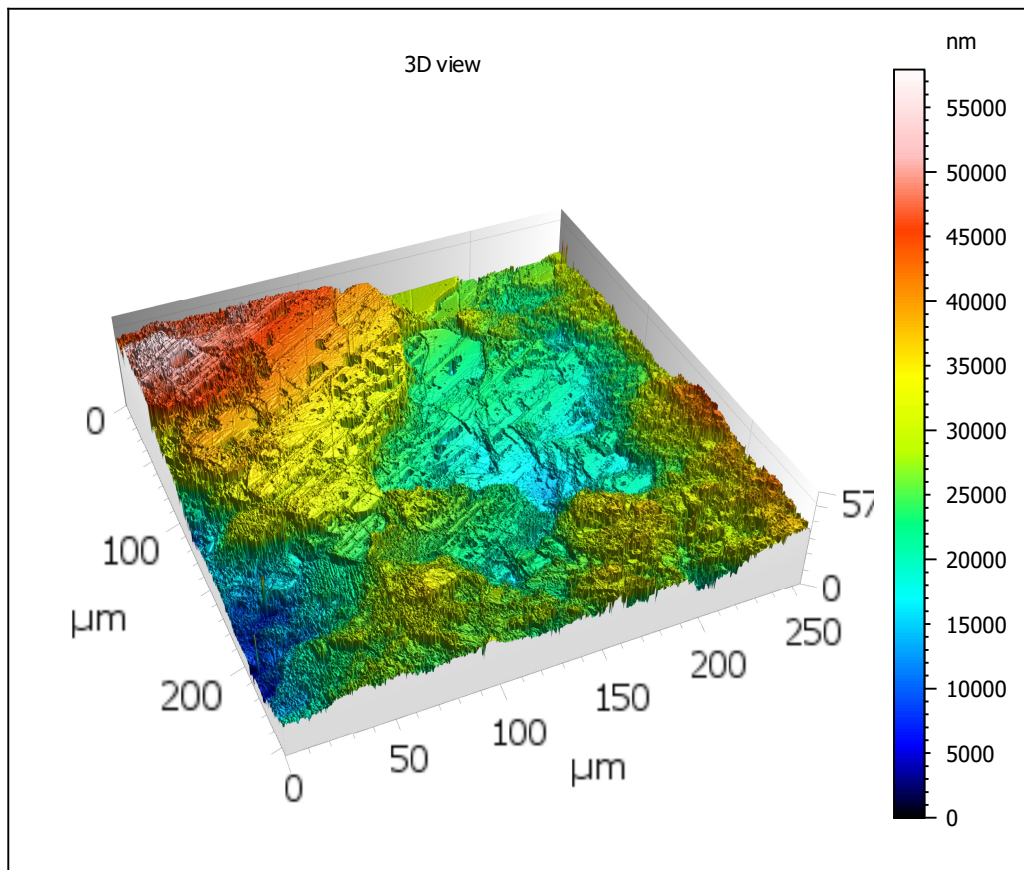
Template - Processing analysis

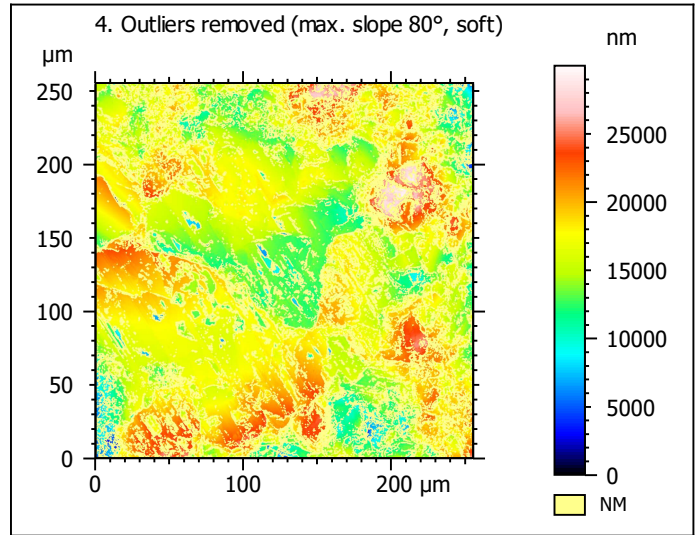
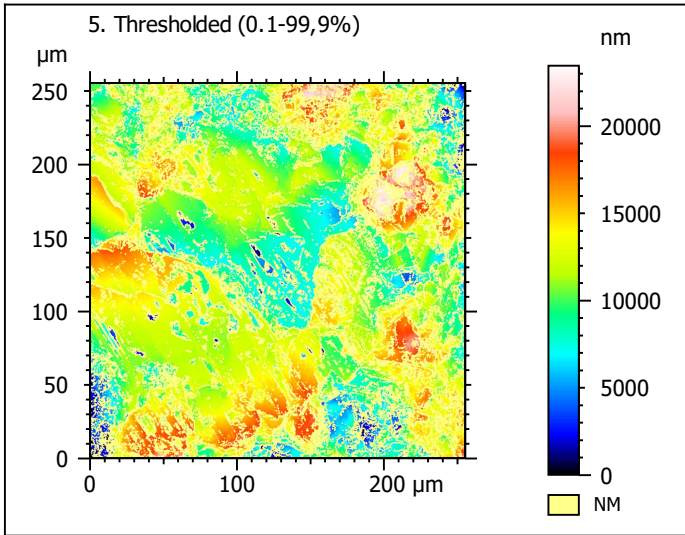
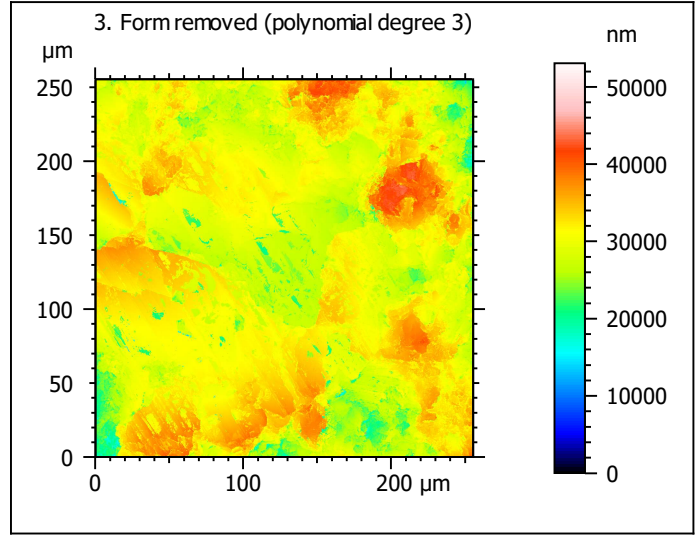
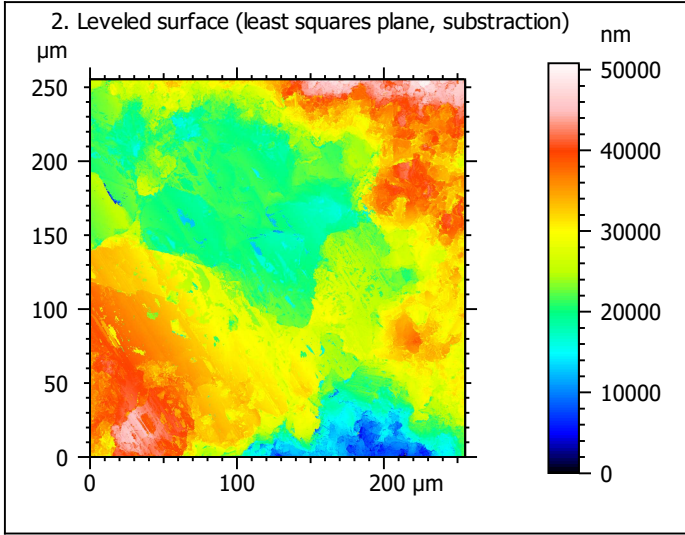
Template to process all surfaces acquired with the LSM with the 50x/0.75 and 50x/0.95 objectives.

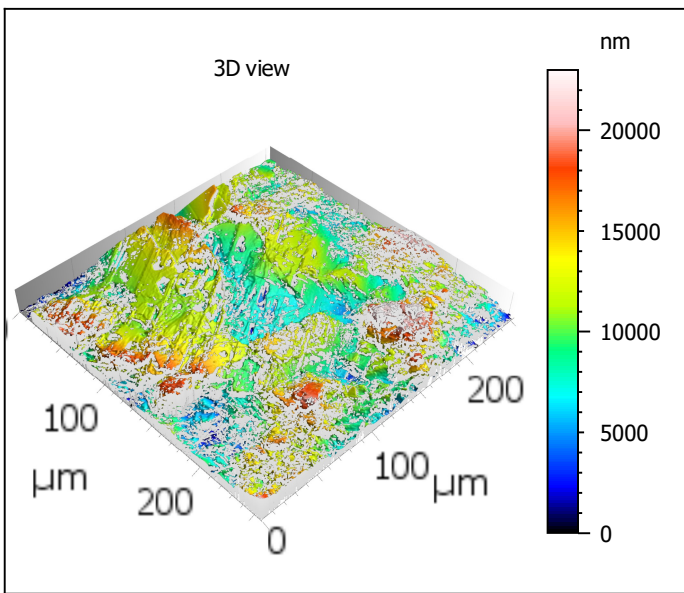
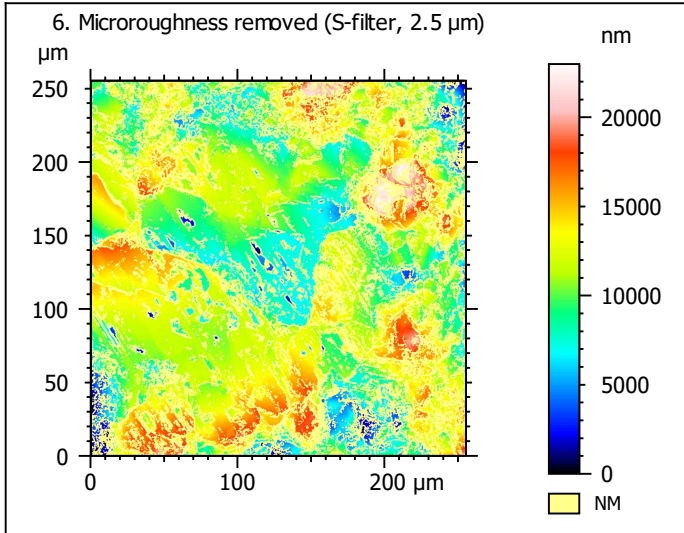
Processing



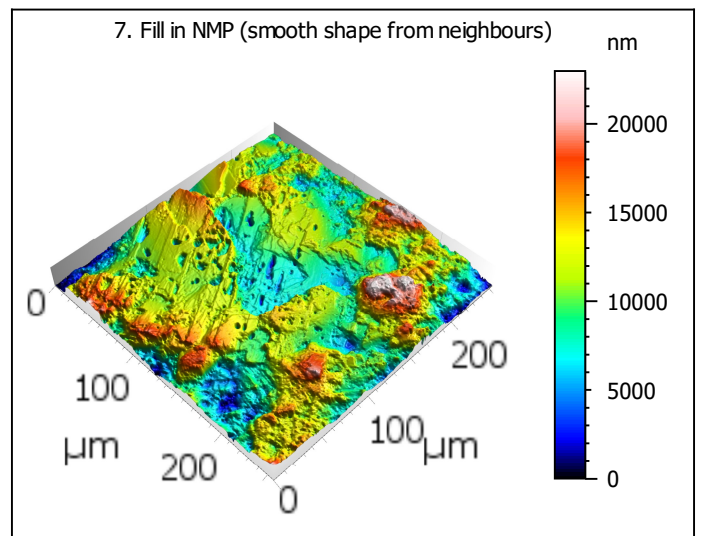
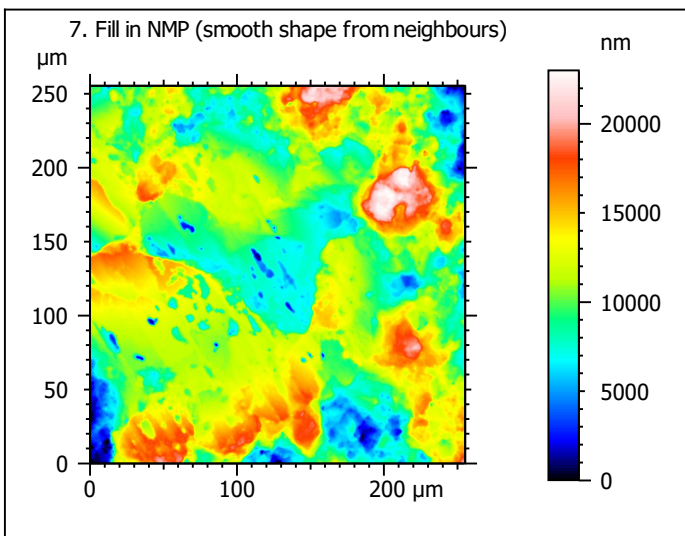
Identity card			
Name:	lime3-3_lsm_50x-0.75_20200914_surf3_Topo		
Created on:	9/14/2020 1:58:59 PM		
Studiabile type:	Surface		
Axis:	X		
Length:	255.3	µm	
Size:	1024	points	
Spacing:	0.2496	µm	
Axis:	Y		
Length:	255.3	µm	
Size:	1024	points	
Spacing:	0.2496	µm	
Axis:	Z		
Layer type:	Topography		
Length:	57928	nm	
Size:	65532	digits	
Spacing:	0.8840	nm	
NM-points ratio:	0.000 % (0 Pts)		







Identity card			
Name:	lime3-3_Ism_50x-0.75...filtered (As 2.500 μm)		
File path:	C:\Users\marreiros.R...0914_surf3_Topo.sur		
Created on:	9/14/2020 1:58:59 PM		
Studiable type:	Surface		
Axis:	X		
Length:	255.3	μm	
Size:	1024	points	
Spacing:	0.2496	μm	
Offset:	0.000	μm	
Axis:	Y		
Length:	255.3	μm	
Size:	1024	points	
Spacing:	0.2496	μm	
Offset:	-255.3	μm	
Axis:	Z		
Layer type:	Topography		
Length:	22990	nm	
Min:	-10827	nm	
Max:	12162	nm	
Size:	260079	digits	
Spacing:	0.0884	nm	
NM-points ratio:	40.00 % (419391 Pts)		

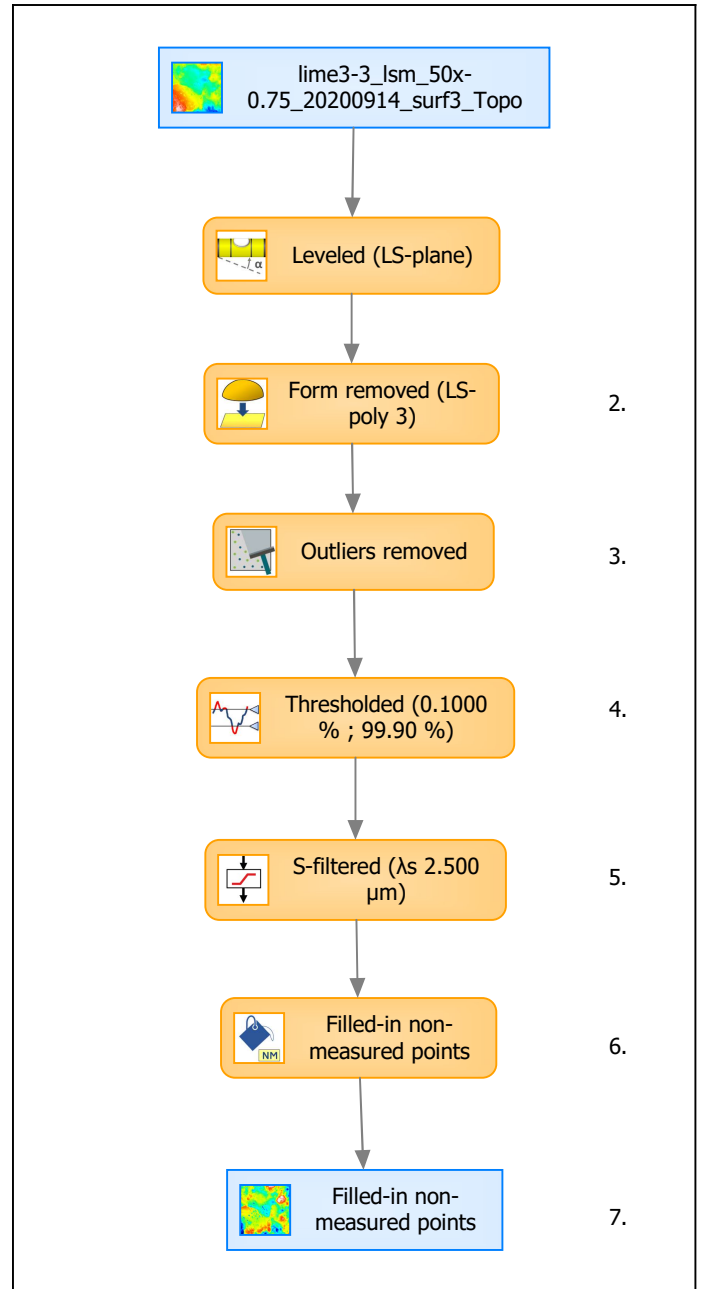


Identity card			
Name:	lime3-3_lsm_50x-0.75_...in non-measured points		
Created on:	9/14/2020 1:58:59 PM		
Studiable type:	Surface		
Axis:	X		
Length:	255.3	μm	
Size:	1024	points	
Spacing:	0.2496	μm	
Axis:	Y		
Length:	255.3	μm	
Size:	1024	points	
Spacing:	0.2496	μm	
Axis:	Z		
Layer type:	Topography		
Length:	22990	nm	
Size:	260079	digits	
Spacing:	0.0884	nm	
NM-points ratio:	0.000 % (0 Pts)		

Analyses

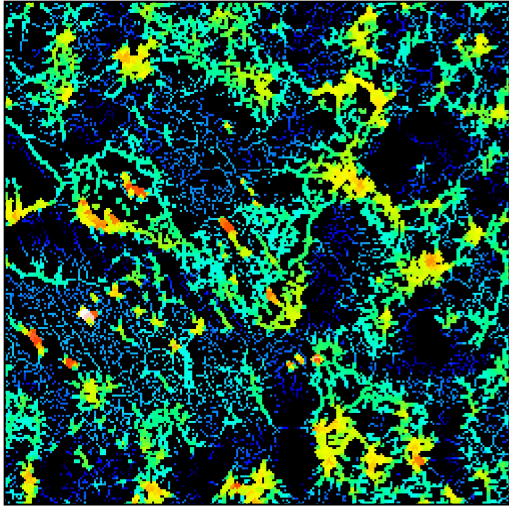
8. ISO 25178-2 parameters on surface #7

ISO 25178 - Primary surface			
<i>F: [Workflow] Form removed (LS-poly 3)</i>			
<i>S-filter (λs): [Workflow] S-filtered (λs 2.500 μm)</i>			
Height parameters			
Sq	3491	nm	
Ssk	0.2010		
Sku	3.457		
Sp	11877	nm	
Sv	11113	nm	
Sz	22990	nm	
Sa	2699	nm	
Functional parameters			
Smr	0.3539	%	
Smc	4436	nm	
Sxp	6740	nm	
Spatial parameters			
Sal	22.92	μm	
Str	0.8031		
Std	123.5	°	
Hybrid parameters			
Sdq	0.8966		
Sdr	24.60	%	
Functional parameters (Volume)			
Vm	0.2114	μm ³ /μm ²	
Vv	4.648	μm ³ /μm ²	
Vmp	0.2114	μm ³ /μm ²	
Vmc	3.146	μm ³ /μm ²	
Vvc	4.303	μm ³ /μm ²	
Vvv	0.3444	μm ³ /μm ²	



Analyses:	
ISO 25178	8.
Furrow	9.
Texture direction	10.
Texture isotropy	11.
SSFA	12.

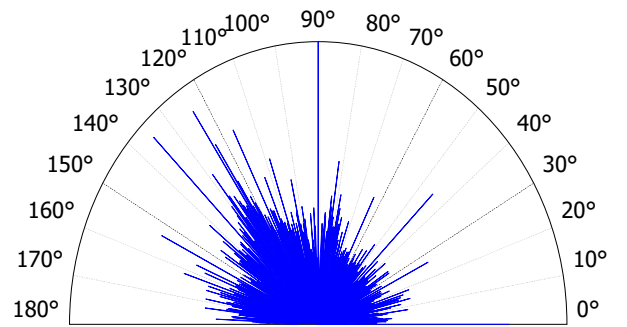
9. Furrow analysis on surface #7



All furrows are shown.

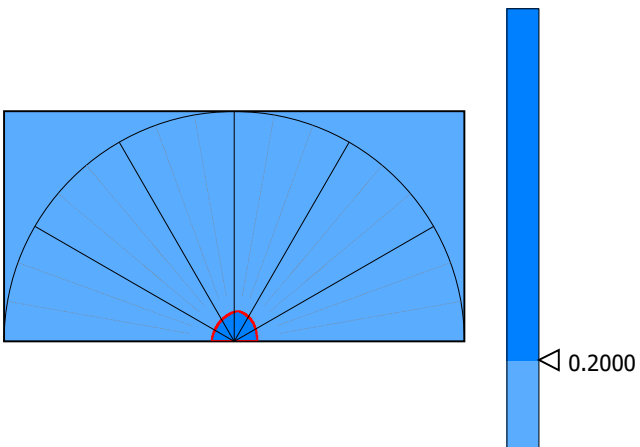
Parameters	Value	Unit
Maximum depth of furrows	13880	nm
Mean depth of furrows	3932	nm
Mean density of furrows	2201	cm/cm2

10. Texture direction on surface #7



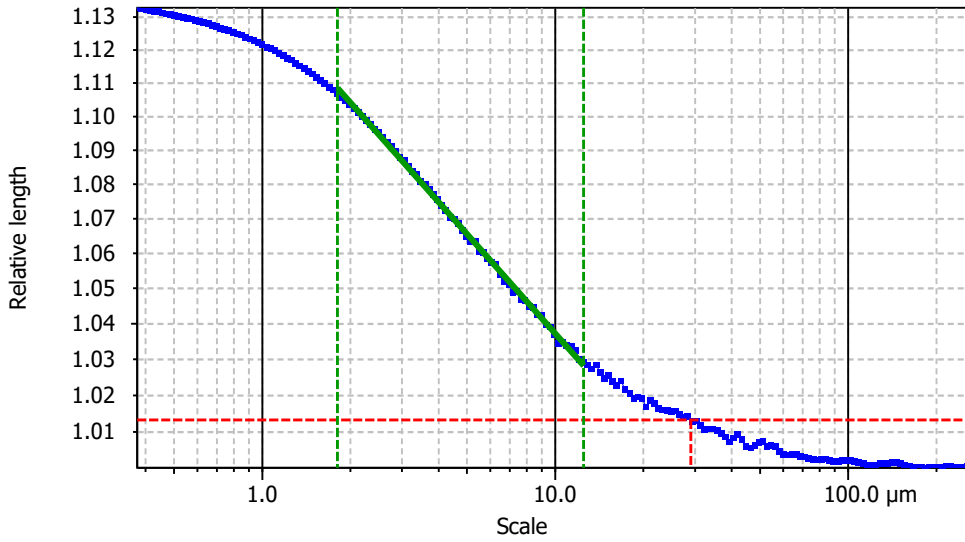
Parameters	Value	Unit
First direction	90.01	°
Second direction	135.0	°
Third direction	123.7	°

11. Texture isotropy on surface #7



Parameters	Value	Unit
Isotropy	73.83	%

12. SSFA on surface #7

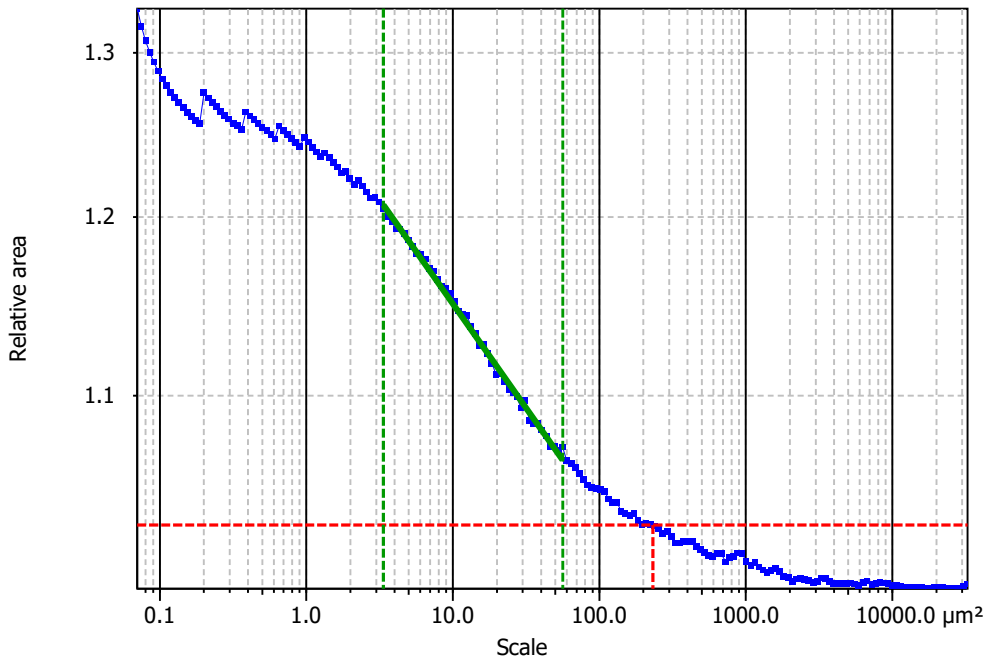


Information

Method Length-scale (rows)

Parameters

Value	Unit	Comment
epLsar	0.001218	Length-scale anisotropy (Sfrac) (1.8 μm, 5°)
NewEplsar	0.0172	Length-scale anisotropy (1.8 μm, 5°)



Information

Method Area-scale (four corners)

Parameters

Value	Unit	Comment
Asfc	44.11	Fractal complexity
Smfc	15.17 μm²	Scale of max complexity
HAsfc9	0.2543	Heterogeneity of Asfc (3x3)
HAsfc81	0.4870	Heterogeneity of Asfc (9x9)