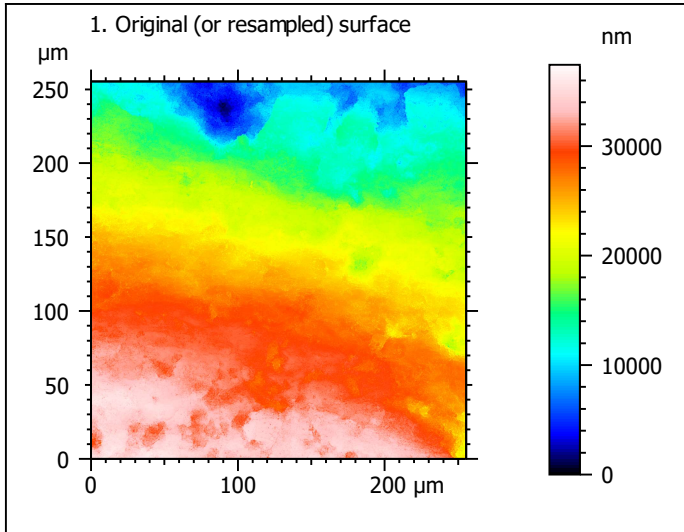


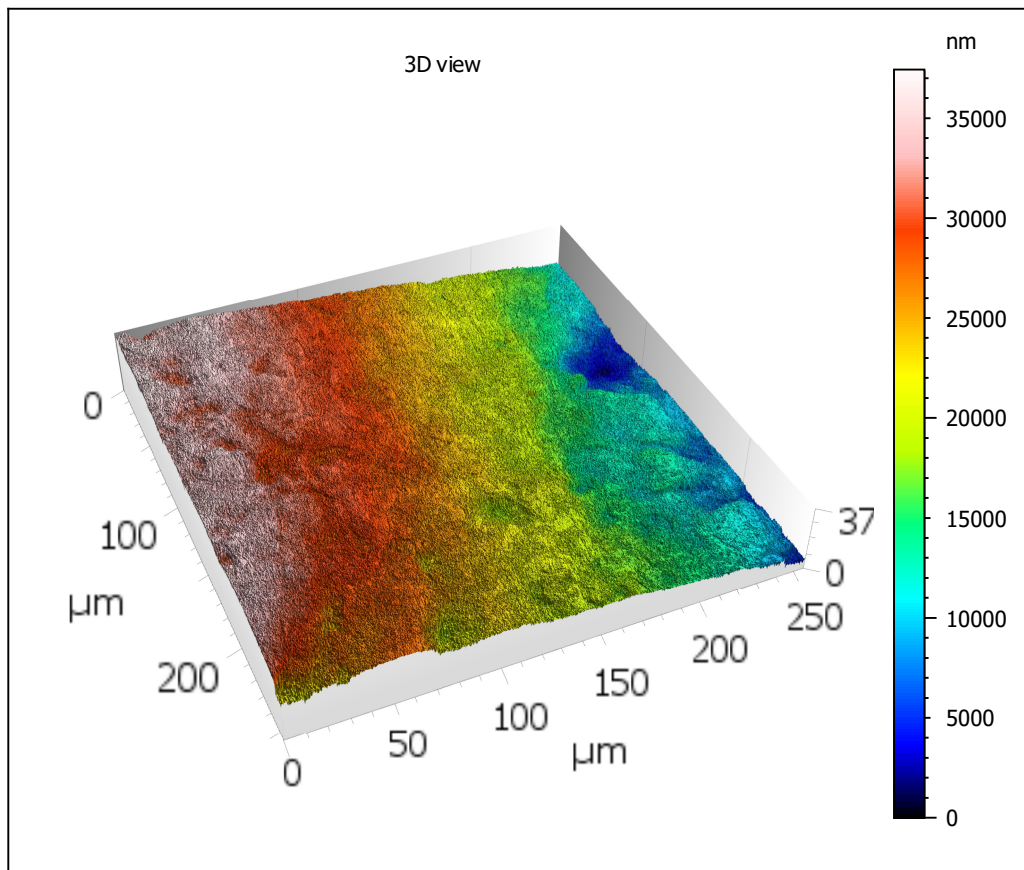
Template - Processing analysis

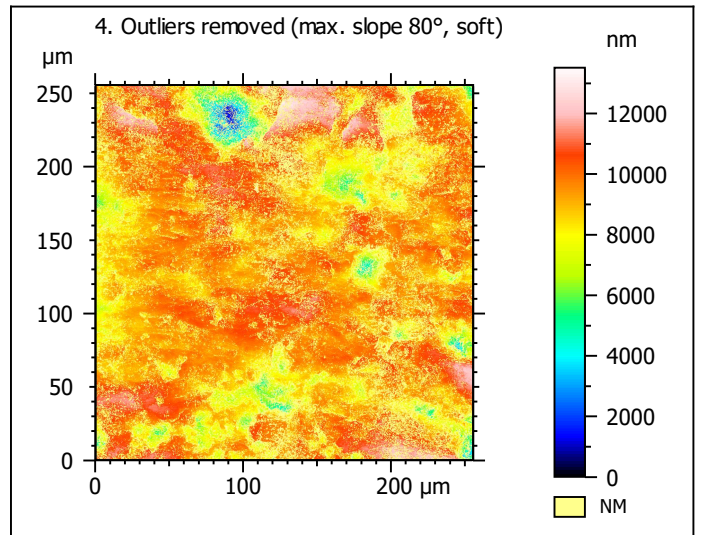
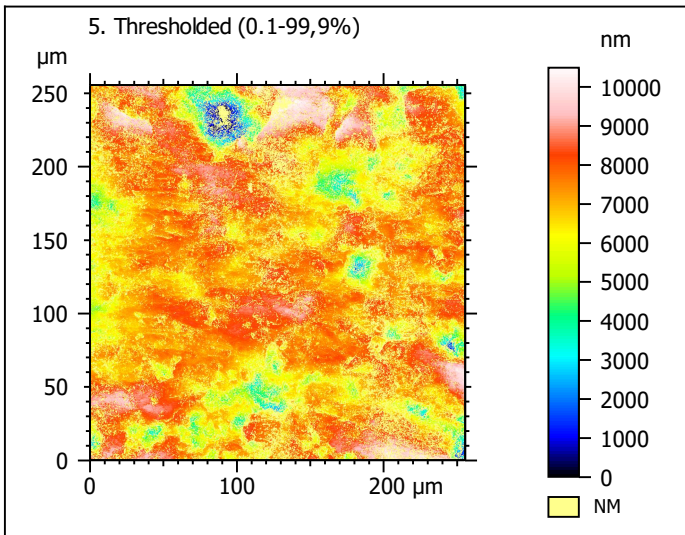
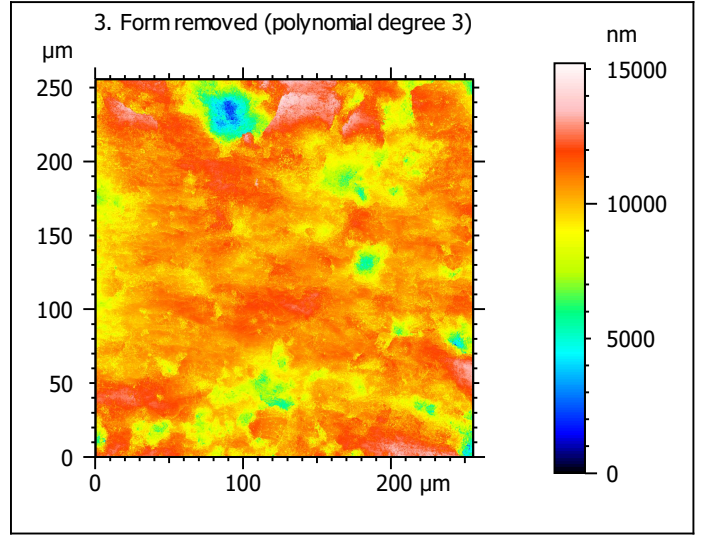
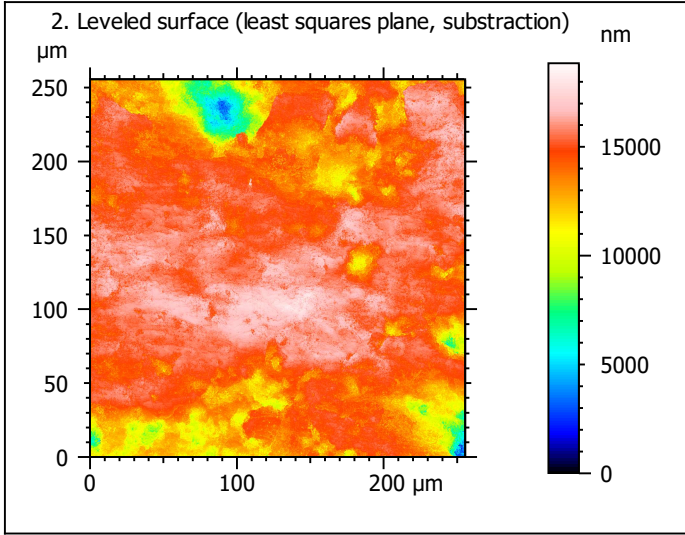
Template to process all surfaces acquired with the LSM with the 50x/0.75 and 50x/0.95 objectives.

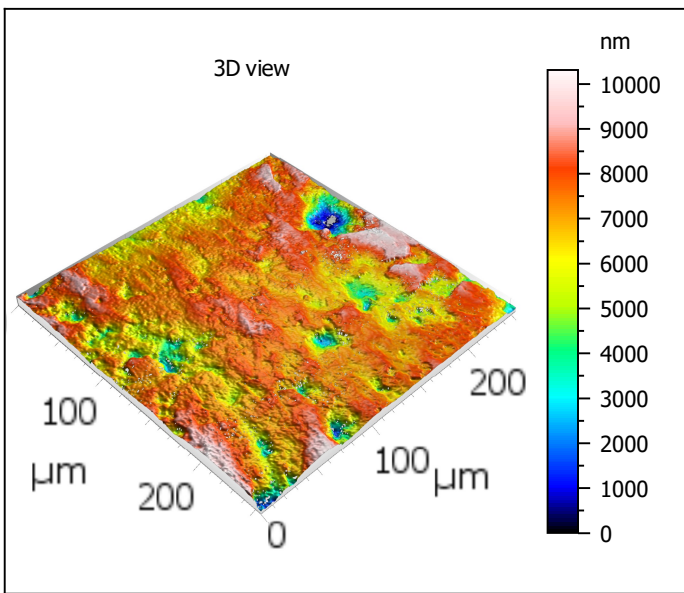
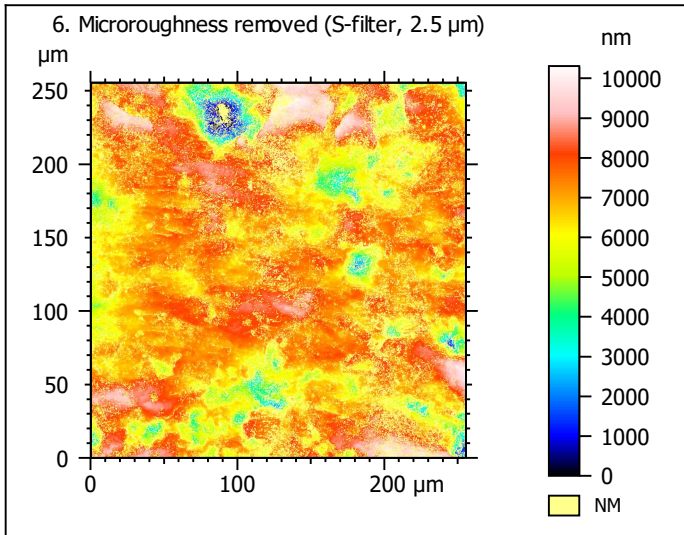
Processing



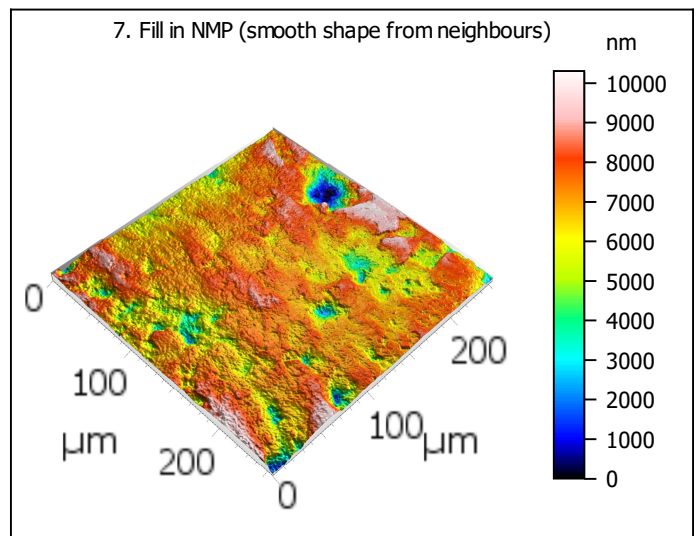
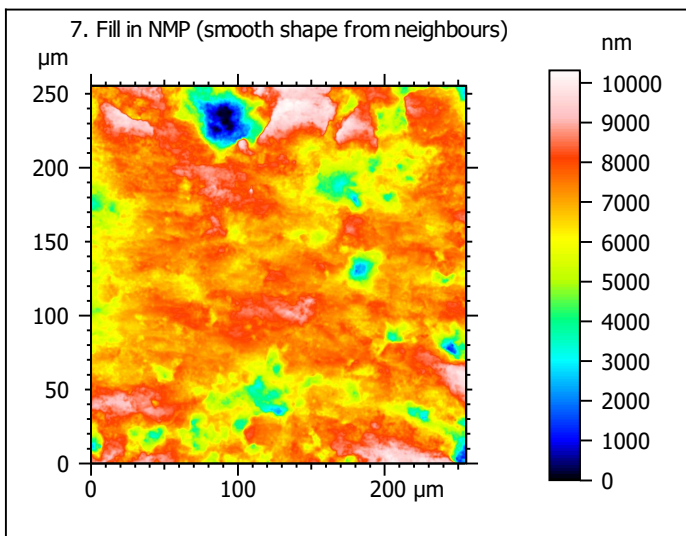
Identity card			
Name:	Lime3-8_LSM_50x075_surface2_Topo		
Created on:	3/10/2020 11:55:44 AM		
Studiabile type:	Surface		
Axis:	X		
Length:	255.5	µm	
Size:	3000	points	
Spacing:	0.08519	µm	
Axis:	Y		
Length:	255.5	µm	
Size:	3000	points	
Spacing:	0.08519	µm	
Axis:	Z		
Layer type:	Topography		
Length:	37431	nm	
Size:	65532	digits	
Spacing:	0.5712	nm	
NM-points ratio:	0.000 % (0 Pts)		







Identity card			
Name:	Lime3-8_LSM_50x075...filtered (λs 2.500 μm)		
File path:	C:\Lime3-8_LSM_50x075_surface2_Topo.sur		
Created on:	3/10/2020 11:55:44 AM		
Studiabale type:	Surface		
Axis:	X		
Length:	255.5	μm	
Size:	3000	points	
Spacing:	0.08519	μm	
Offset:	0.000	μm	
Axis:	Y		
Length:	255.5	μm	
Size:	3000	points	
Spacing:	0.08519	μm	
Offset:	-255.5	μm	
Axis:	Z		
Layer type:	Topography		
Length:	10309	nm	
Min:	-6913	nm	
Max:	3396	nm	
Size:	180484	digits	
Spacing:	0.05712	nm	
NM-points ratio:	26.45 % (2380438 Pts)		

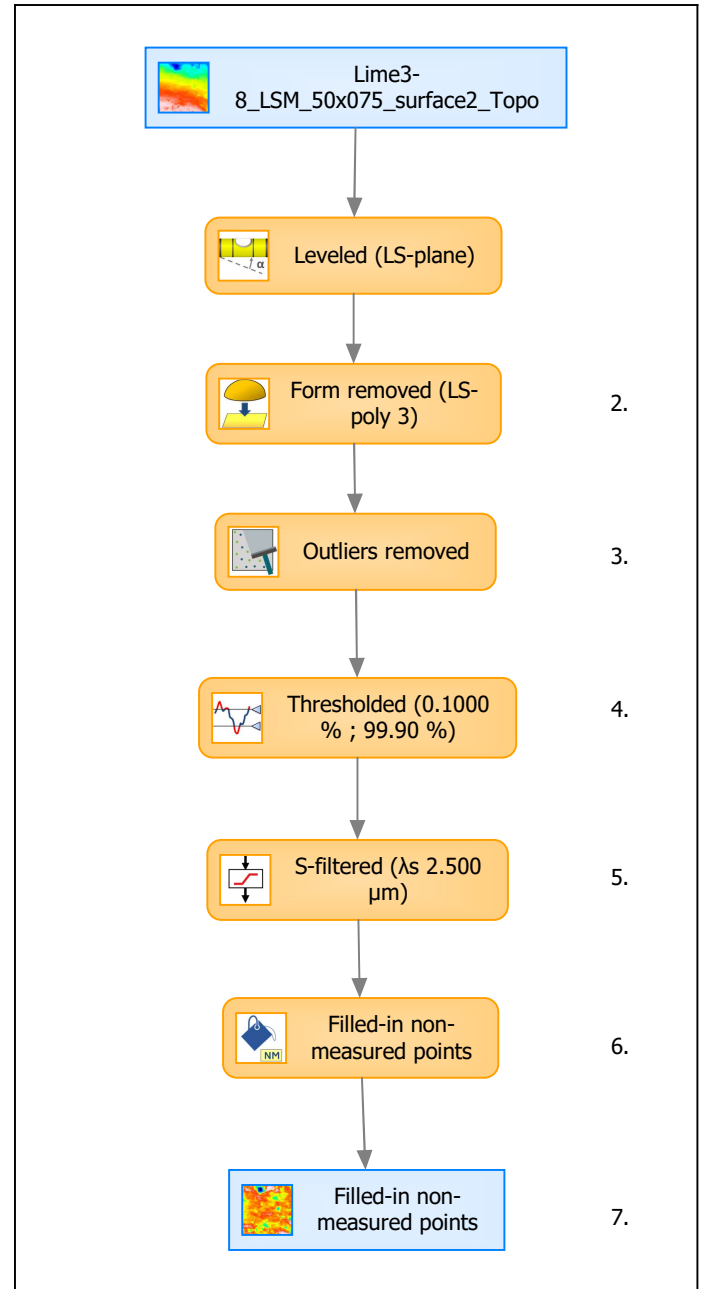


Identity card			
Name:	Lime3-8_LSM_50x075_s...in non-measured points		
Created on:	3/10/2020 11:55:44 AM		
Studiable type:	Surface		
Axis: X			
Length:	255.5	μm	
Size:	3000	points	
Spacing:	0.08519	μm	
Axis: Y			
Length:	255.5	μm	
Size:	3000	points	
Spacing:	0.08519	μm	
Axis: Z			
Layer type:	Topography		
Length:	10309	nm	
Size:	180484	digits	
Spacing:	0.05712	nm	
NM-points ratio:	0.000 % (0 Pts)		

Analyses

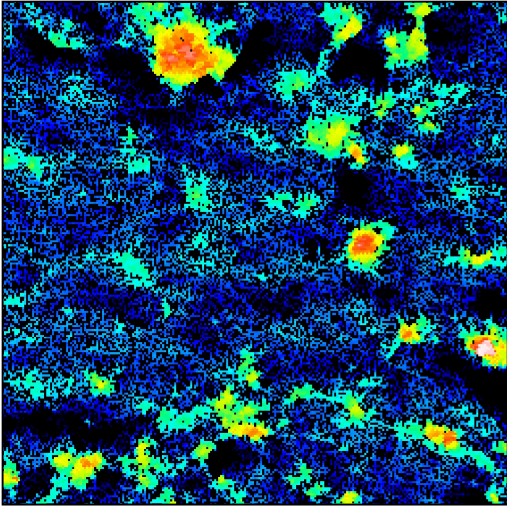
8. ISO 25178-2 parameters on surface #7

ISO 25178 - Primary surface			
<i>F: [Workflow] Form removed (LS-poly 3)</i>			
<i>S-filter (λs): [Workflow] S-filtered (λs 2.500 μm)</i>			
Height parameters			
Sq	1303	nm	
Ssk	-1.296		
Sku	6.843		
Sp	3353	nm	
Sv	6956	nm	
Sz	10309	nm	
Sa	922.5	nm	
Functional parameters			
Smr	2.173	%	
Smc	1335	nm	
Sxp	3426	nm	
Spatial parameters			
Sal	19.64	μm	
Str	0.7244		
Std	177.0	°	
Hybrid parameters			
Sdq	0.4076		
Sdr	6.659	%	
Functional parameters (Volume)			
Vm	0.05897	μm ³ /μm ²	
Vv	1.394	μm ³ /μm ²	
Vmp	0.05897	μm ³ /μm ²	
Vmc	0.9398	μm ³ /μm ²	
Vvc	1.157	μm ³ /μm ²	
Vvv	0.2371	μm ³ /μm ²	



Analyses:	
ISO 25178	8.
Furrow	9.
Texture direction	10.
Texture isotropy	11.
SSFA	12.

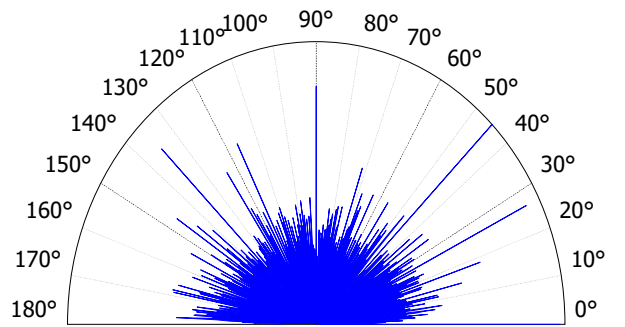
9. Furrow analysis on surface #7



All furrows are shown.

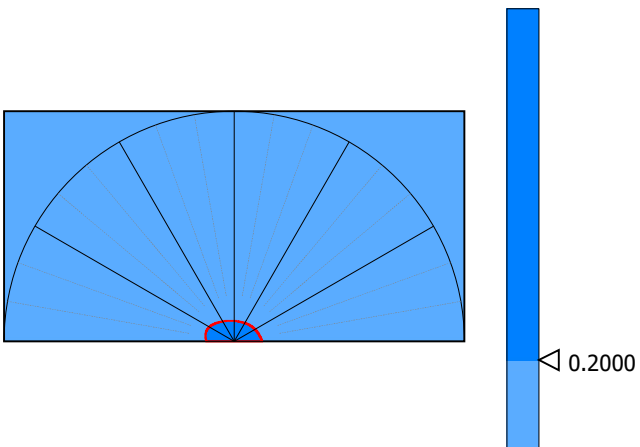
Parameters	Value	Unit
Maximum depth of furrows	6927	nm
Mean depth of furrows	1404	nm
Mean density of furrows	4508	cm/cm2

10. Texture direction on surface #7



Parameters	Value	Unit
First direction	45.01	°
Second direction	180.0	°
Third direction	26.49	°

11. Texture isotropy on surface #7



Parameters	Value	Unit
Isotropy	68.14	%

12. SSFA on surface #7

