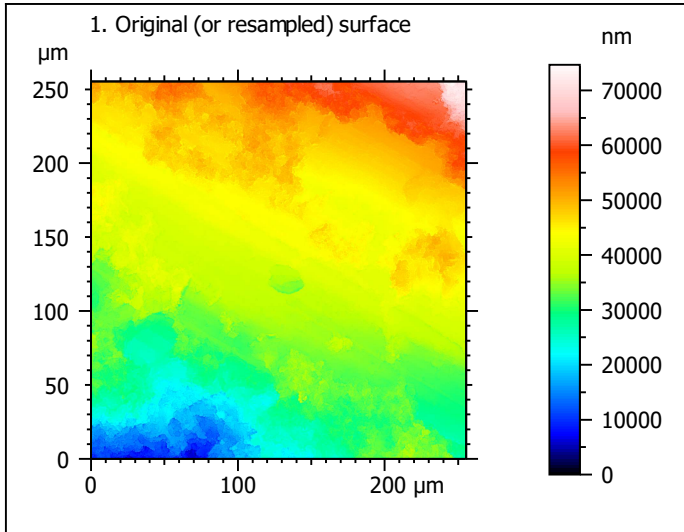


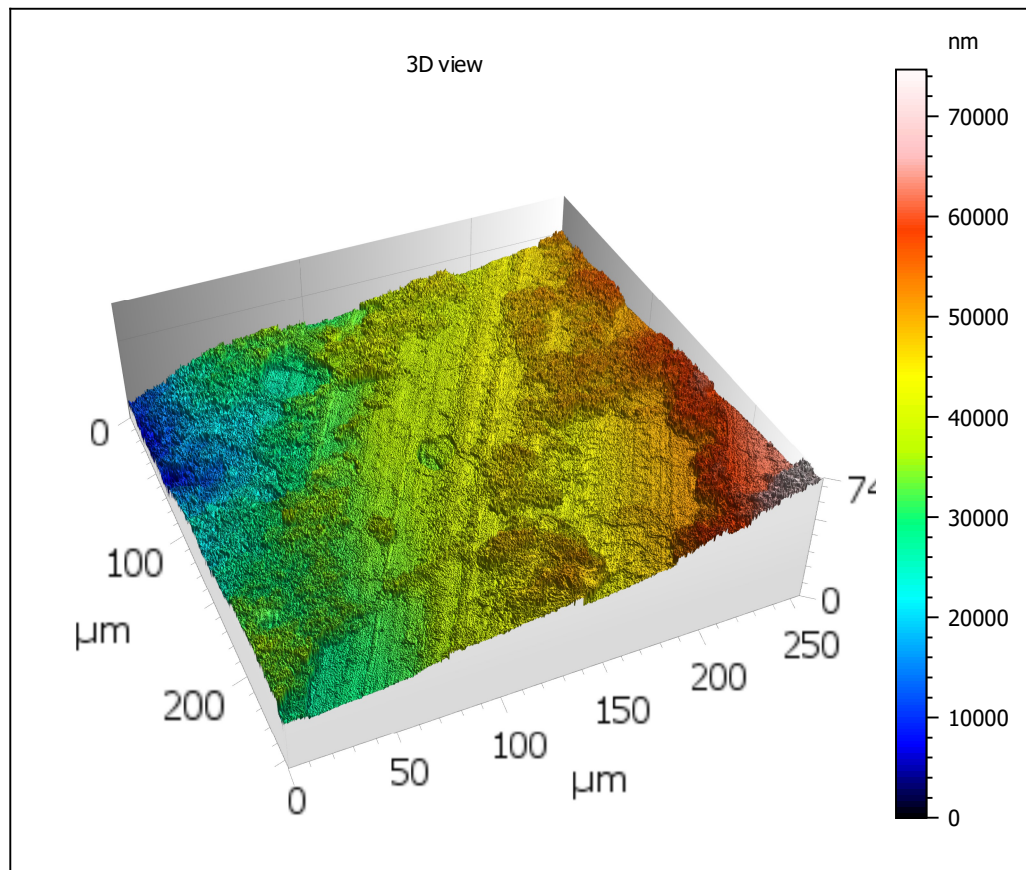
Template - Processing analysis

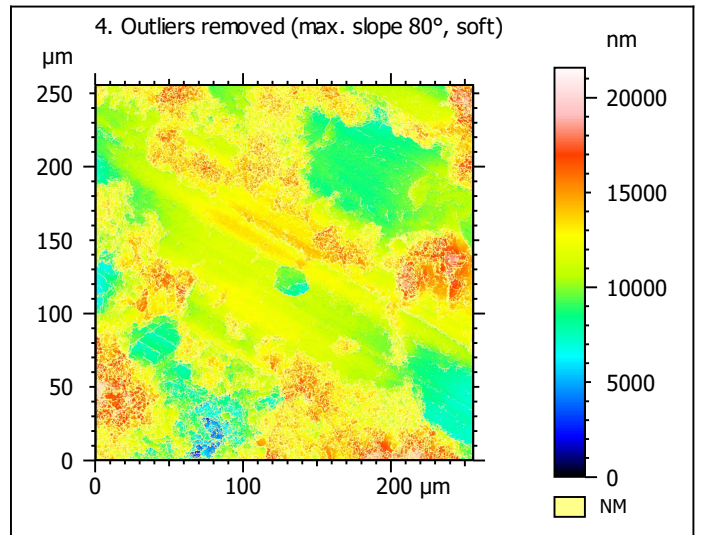
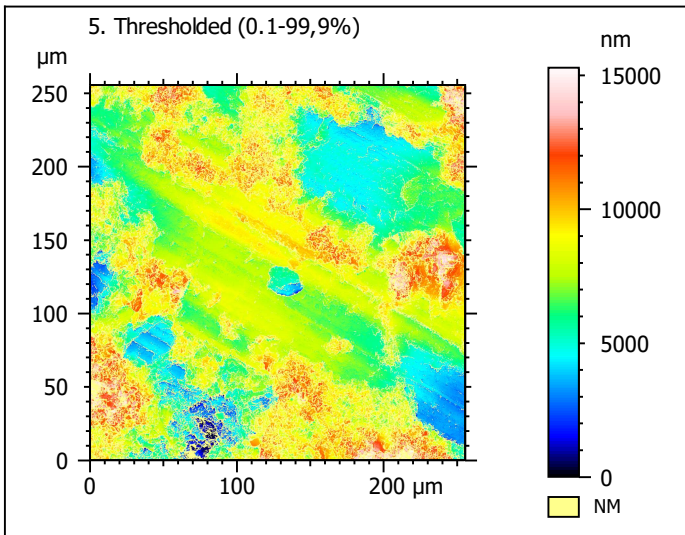
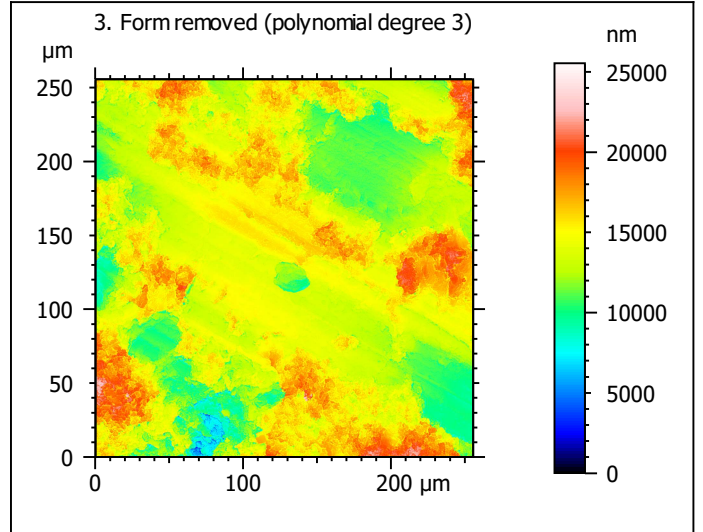
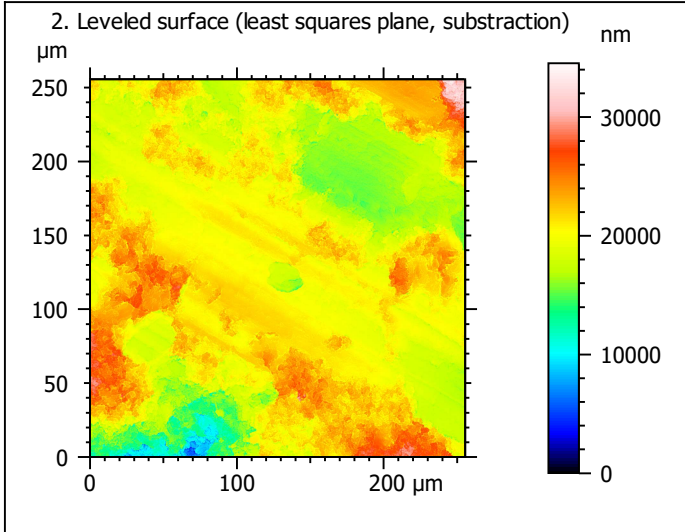
Template to process all surfaces acquired with the LSM with the 50x/0.75 and 50x/0.95 objectives.

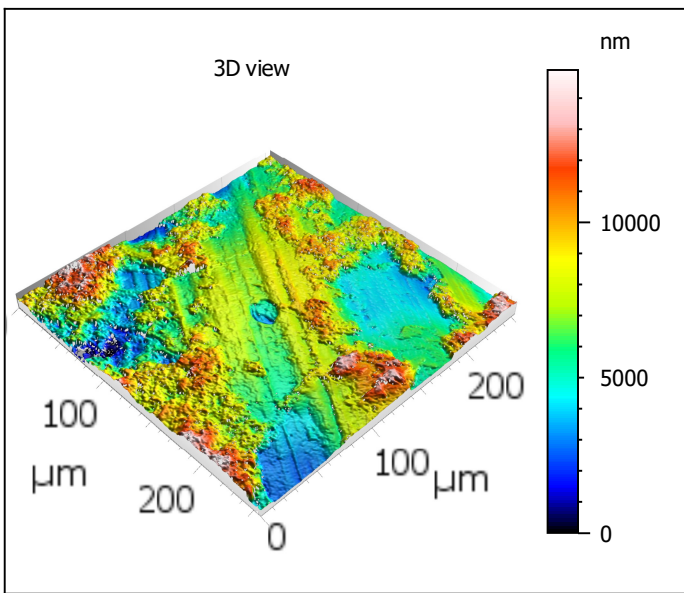
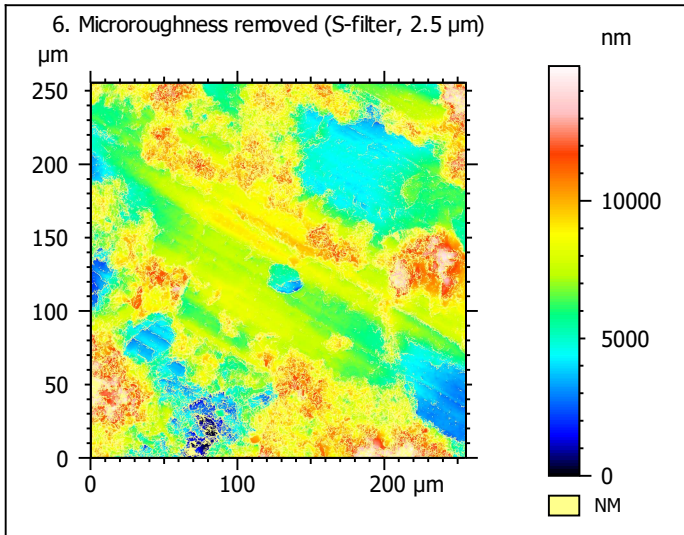
Processing



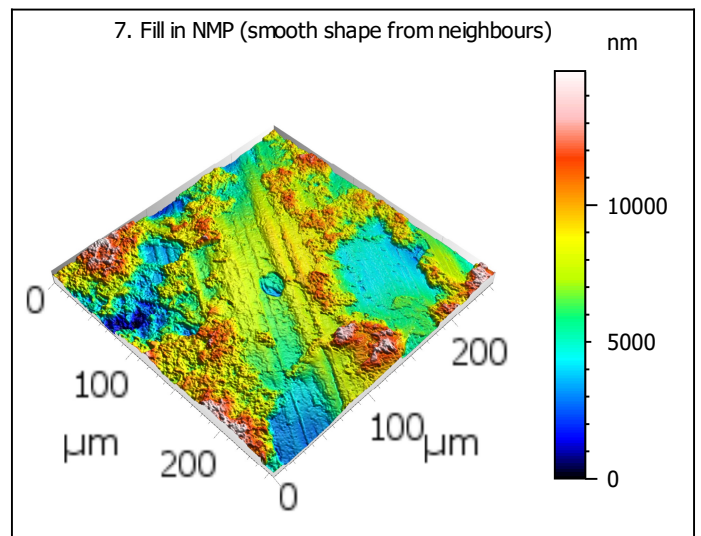
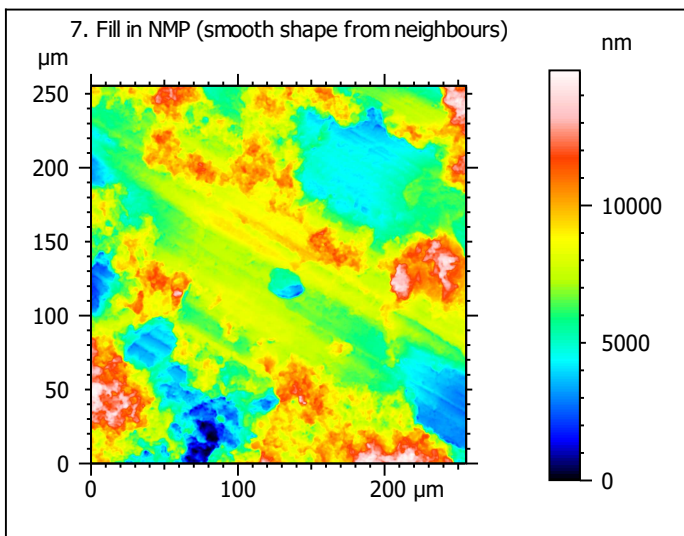
Identity card			
Name:	Lime2-5_LSM_50x075_suf3_Topo		
Created on:	6/24/2020 1:26:11 PM		
Studiabile type:	Surface		
Axis:	X		
Length:	255.5	µm	
Size:	3000	points	
Spacing:	0.08519	µm	
Axis:	Y		
Length:	255.5	µm	
Size:	3000	points	
Spacing:	0.08519	µm	
Axis:	Z		
Layer type:	Topography		
Length:	74667	nm	
Size:	65532	digits	
Spacing:	1.139	nm	
NM-points ratio:	0.000 % (0 Pts)		







Identity card			
Name:	Lime2-5_LSM_50x075...filtered (λ_s 2.500 μm)		
File path:	C:\Us...\Lime2-5_LSM_50x075_suf3_Topo.sur		
Created on:	6/24/2020 1:26:11 PM		
Studiable type:	Surface		
Axis:	X		
Length:	255.5	μm	
Size:	3000	points	
Spacing:	0.08519	μm	
Offset:	0.000	μm	
Axis:	Y		
Length:	255.5	μm	
Size:	3000	points	
Spacing:	0.08519	μm	
Offset:	-255.5	μm	
Axis:	Z		
Layer type:	Topography		
Length:	14905	nm	
Min:	-7399	nm	
Max:	7506	nm	
Size:	130813	digits	
Spacing:	0.1139	nm	
NM-points ratio:	26.92 % (2422931 Pts)		

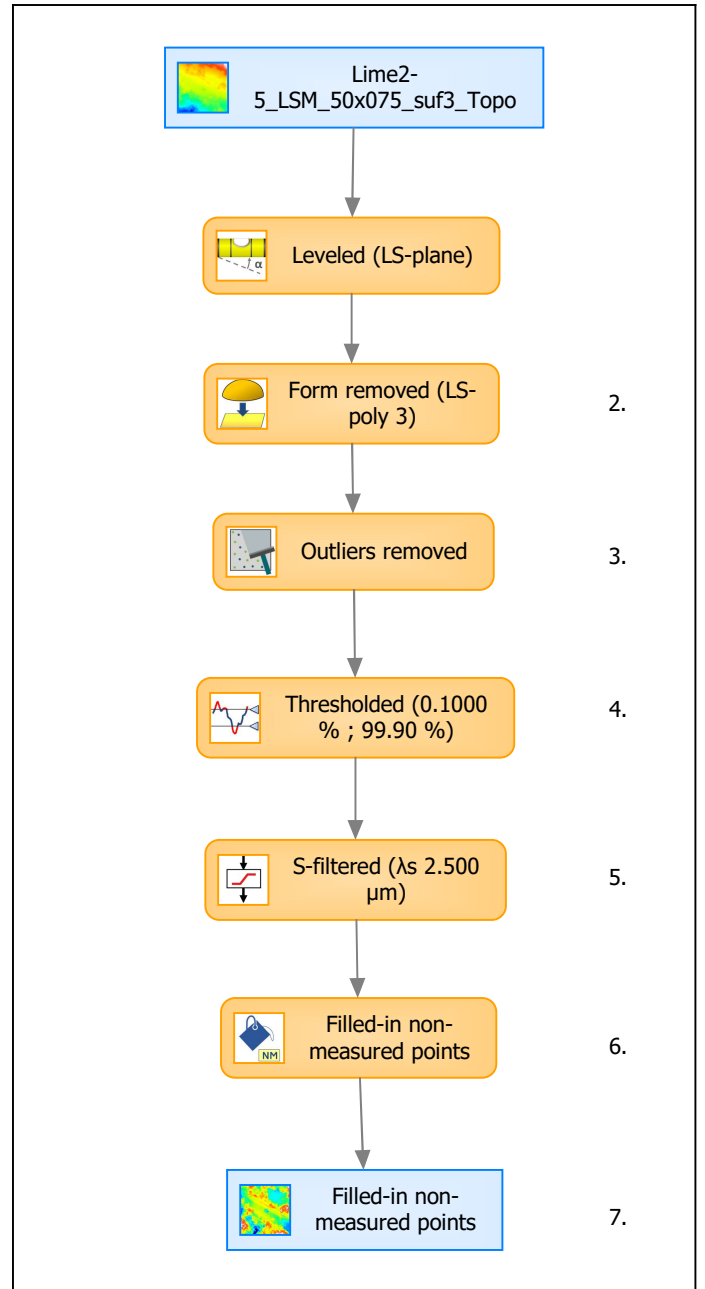


Identity card			
Name:	Lime2-5_LSM_50x075_s...in non-measured points		
Created on:	6/24/2020 1:26:11 PM		
Studiable type:	Surface		
Axis:	X		
Length:	255.5	μm	
Size:	3000	points	
Spacing:	0.08519	μm	
Axis:	Y		
Length:	255.5	μm	
Size:	3000	points	
Spacing:	0.08519	μm	
Axis:	Z		
Layer type:	Topography		
Length:	14905	nm	
Size:	130813	digits	
Spacing:	0.1139	nm	
NM-points ratio:	0.000 % (0 Pts)		

Analyses

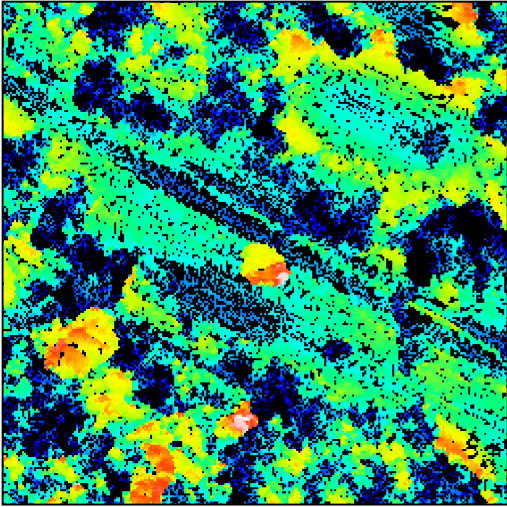
8. ISO 25178-2 parameters on surface #7

ISO 25178 - Primary surface			
<i>F: [Workflow] Form removed (LS-poly 3)</i>			
<i>S-filter (λs): [Workflow] S-filtered (λs 2.500 μm)</i>			
Height parameters			
Sq	2321	nm	
Ssk	0.1415		
Sku	3.107		
Sp	7456	nm	
Sv	7449	nm	
Sz	14905	nm	
Sa	1819	nm	
Functional parameters			
Smr	0.4479	%	
Smc	2944	nm	
Sxp	4295	nm	
Spatial parameters			
Sal	20.12	μm	
Str	0.5918		
Std	150.0	°	
Hybrid parameters			
Sdq	0.6885		
Sdr	16.47	%	
Functional parameters (Volume)			
Vm	0.1331	μm ³ /μm ²	
Vv	3.078	μm ³ /μm ²	
Vmp	0.1331	μm ³ /μm ²	
Vmc	2.097	μm ³ /μm ²	
Vvc	2.824	μm ³ /μm ²	
Vvv	0.2534	μm ³ /μm ²	



Analyses:	
ISO 25178	8.
Furrow	9.
Texture direction	10.
Texture isotropy	11.
SSFA	12.

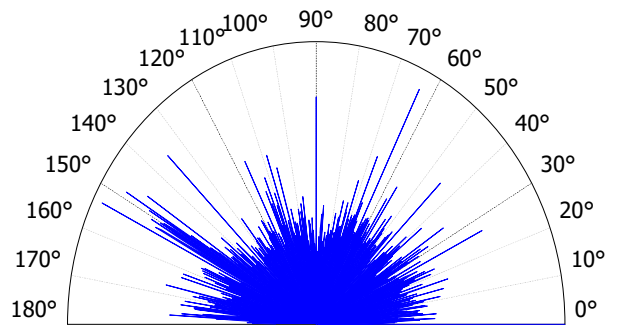
9. Furrow analysis on surface #7



All furrows are shown.


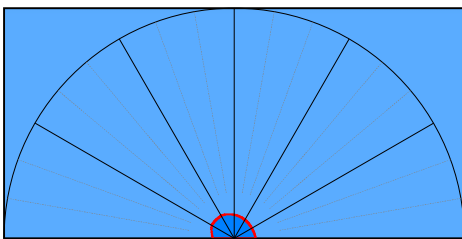
Parameters	Value	Unit
Maximum depth of furrows	7652	nm
Mean depth of furrows	2490	nm
Mean density of furrows	4509	cm/cm2

10. Texture direction on surface #7



Parameters	Value	Unit
First direction	0.002662	°
Second direction	153.5	°
Third direction	63.51	°

11. Texture isotropy on surface #7



Parameters	Value	Unit
Isotropy	77.82	%

12. SSFA on surface #7

