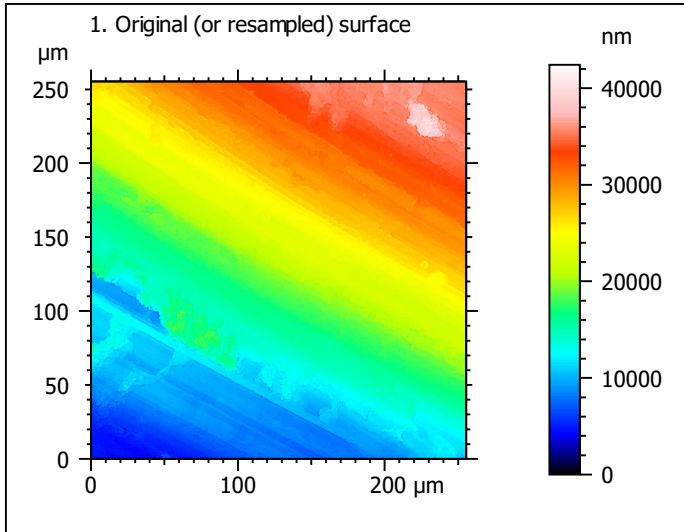


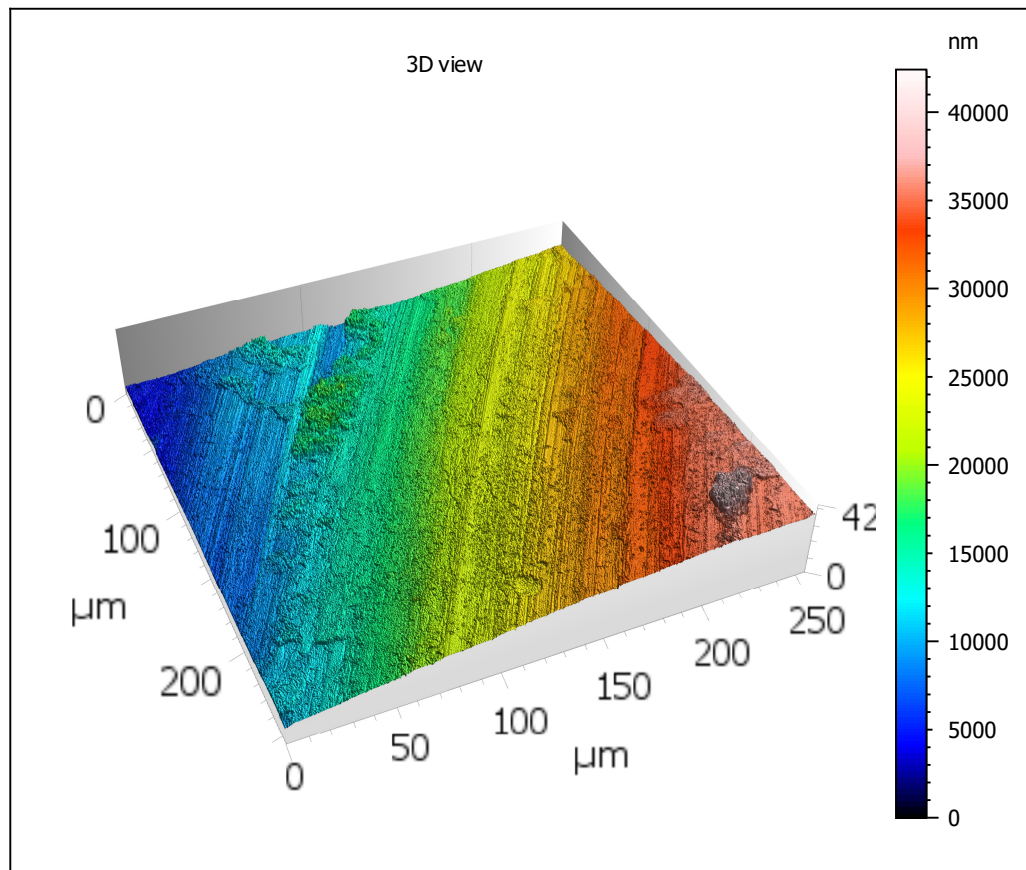
Template - Processing analysis

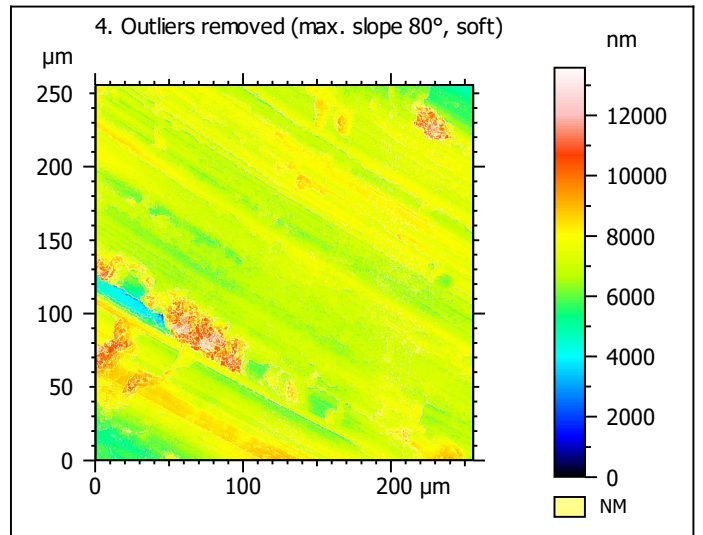
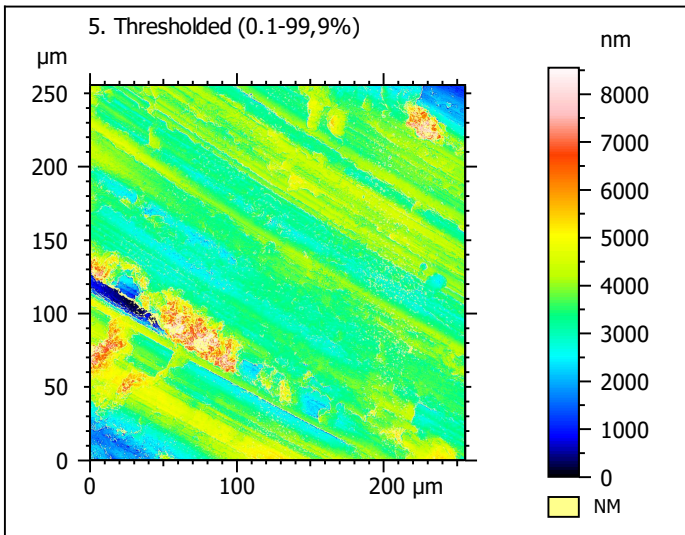
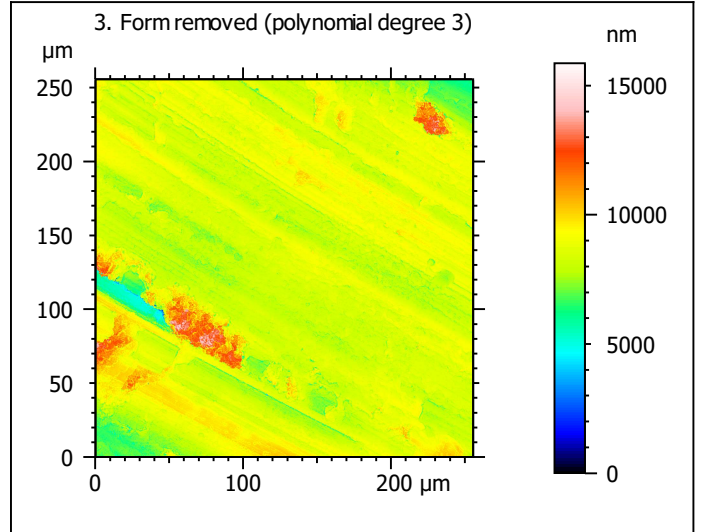
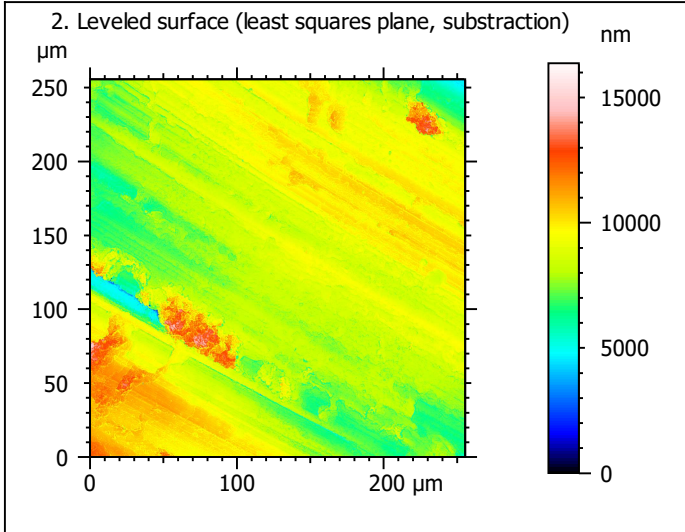
Template to process all surfaces acquired with the LSM with the 50x/0.75 and 50x/0.95 objectives.

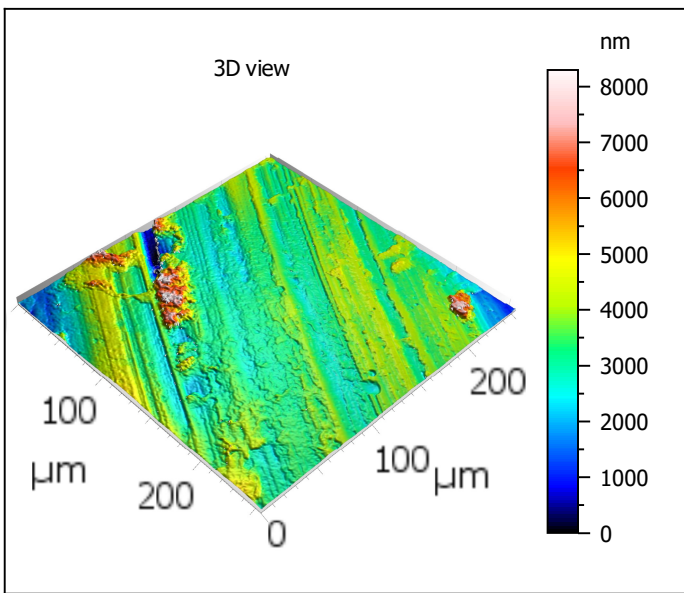
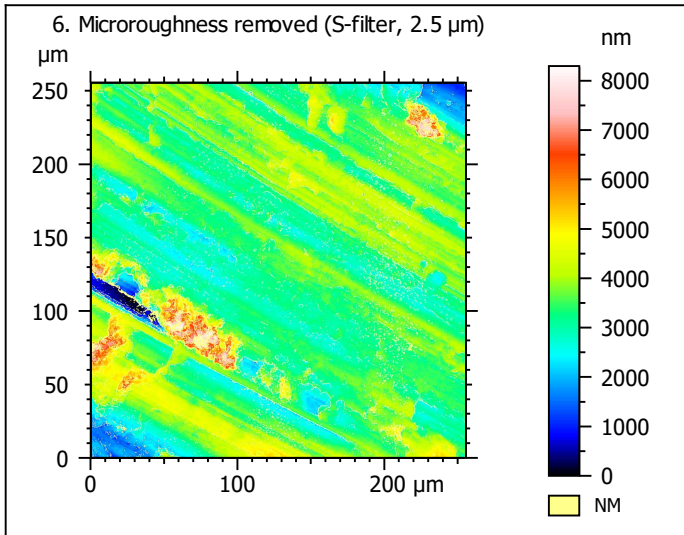
Processing



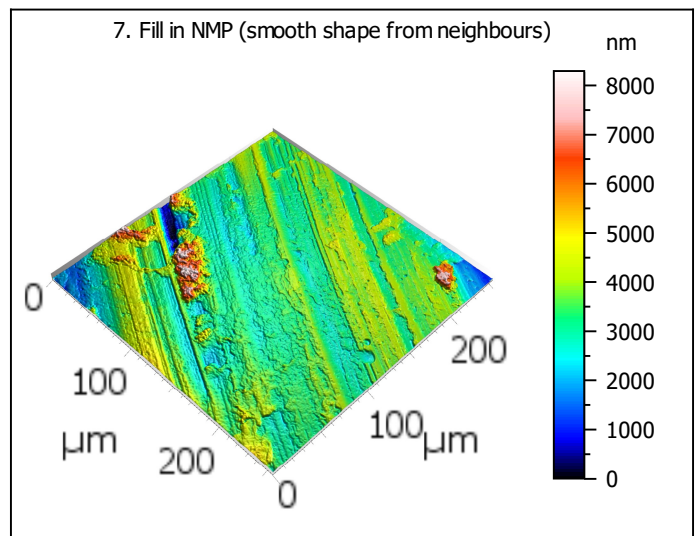
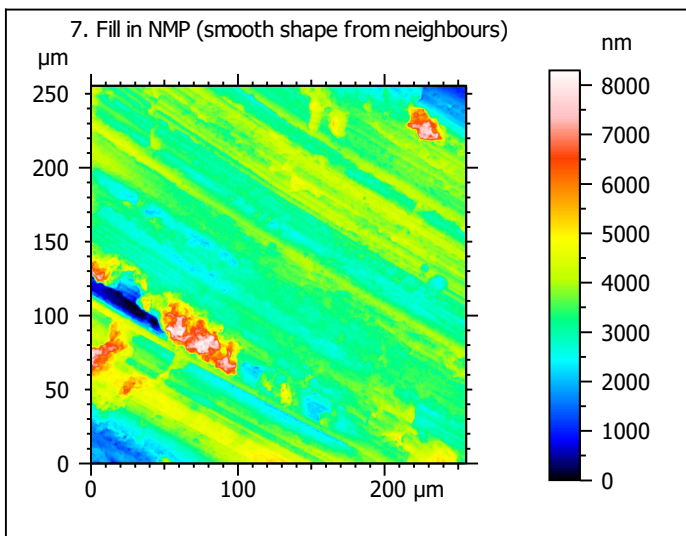
Identity card		
Name:	Lime2-5_LSM_50x075_suf1_Topo	
Created on:	6/24/2020 12:03:05 PM	
Studiabile type:	Surface	
Axis:	X	
Length:	255.5	µm
Size:	3000	points
Spacing:	0.08519	µm
Axis:	Y	
Length:	255.5	µm
Size:	3000	points
Spacing:	0.08519	µm
Axis:	Z	
Layer type:	Topography	
Length:	42418	nm
Size:	65532	digits
Spacing:	0.6473	nm
NM-points ratio:	0.000 % (0 Pts)	







Identity card			
Name:	Lime2-5_LSM_50x075...filtered (λ s 2.500 μm)		
File path:	C:\Us...\Lime2-5_LSM_50x075_suf1_Topo.sur		
Created on:	6/24/2020 12:03:05 PM		
Studiabale type:	Surface		
Axis:	X		
Length:	255.5	μm	
Size:	3000	points	
Spacing:	0.08519	μm	
Offset:	0.000	μm	
Axis:	Y		
Length:	255.5	μm	
Size:	3000	points	
Spacing:	0.08519	μm	
Offset:	-255.5	μm	
Axis:	Z		
Layer type:	Topography		
Length:	8296	nm	
Min:	-3481	nm	
Max:	4814	nm	
Size:	128164	digits	
Spacing:	0.06473	nm	
NM-points ratio:	8.211 % (738953 Pts)		

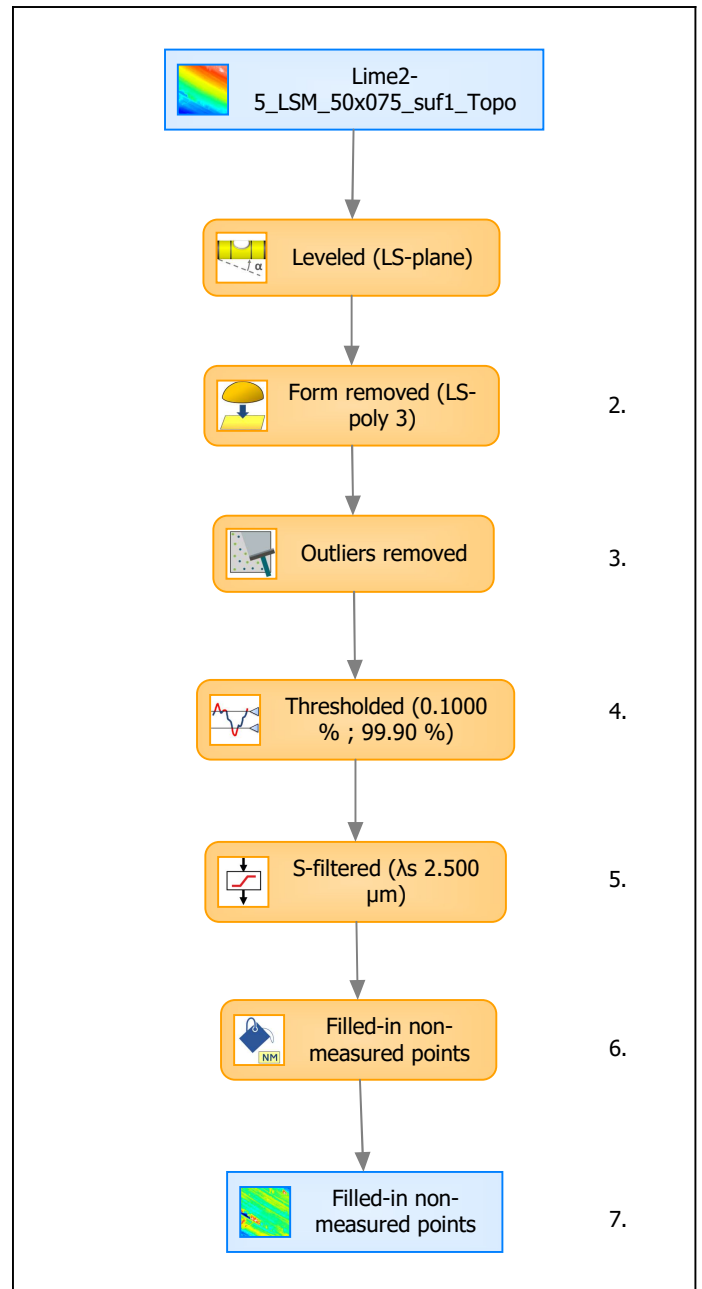


Identity card			
Name:	Lime2-5_LSM_50x075_s...in non-measured points		
Created on:	6/24/2020 12:03:05 PM		
Studiable type:	Surface		
Axis: X			
Length:	255.5	μm	
Size:	3000	points	
Spacing:	0.08519	μm	
Axis: Y			
Length:	255.5	μm	
Size:	3000	points	
Spacing:	0.08519	μm	
Axis: Z			
Layer type:	Topography		
Length:	8296	nm	
Size:	128164	digits	
Spacing:	0.06473	nm	
NM-points ratio:	0.000 % (0 Pts)		

Analyses


8. ISO 25178-2 parameters on surface #7

ISO 25178 - Primary surface			
<i>F: [Workflow] Form removed (LS-poly 3)</i>			
<i>S-filter (λs): [Workflow] S-filtered (λs 2.500 μm)</i>			
Height parameters			
Sq	836.4	nm	
Ssk	0.9972		
Sku	8.633		
Sp	4803	nm	
Sv	3493	nm	
Sz	8296	nm	
Sa	572.2	nm	
Functional parameters			
Smr	0.4643	%	
Smc	774.9	nm	
Sxp	1535	nm	
Spatial parameters			
Sal	13.53	μm	
Str	0.3709		
Std	149.2	°	
Hybrid parameters			
Sdq	0.3283		
Sdr	4.361	%	
Functional parameters (Volume)			
Vm	0.08656	μm ³ /μm ²	
Vv	0.8614	μm ³ /μm ²	
Vmp	0.08656	μm ³ /μm ²	
Vmc	0.5283	μm ³ /μm ²	
Vvc	0.7691	μm ³ /μm ²	
Vvv	0.09233	μm ³ /μm ²	



Analyses:	
ISO 25178	8.
Furrow	9.
Texture direction	10.
Texture isotropy	11.
SSFA	12.

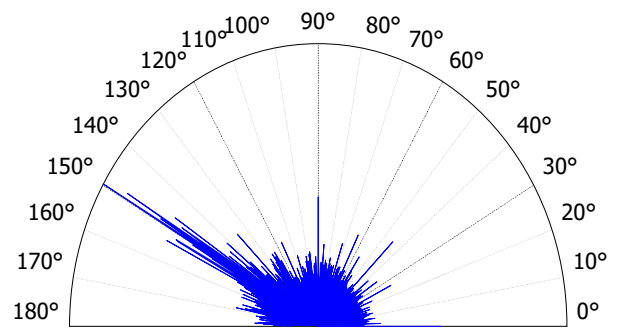
9. Furrow analysis on surface #7



All furrows are shown.

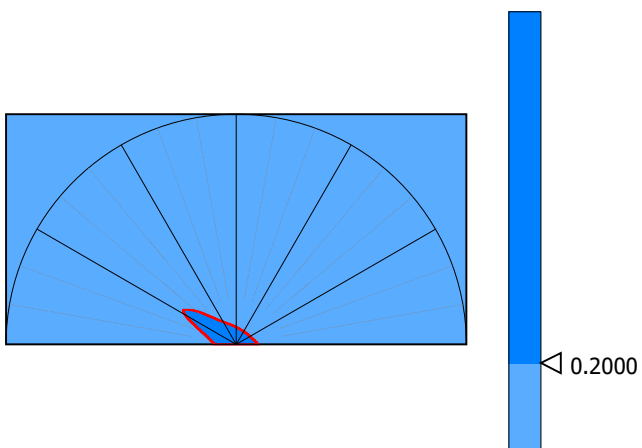
Parameters	Value	Unit
Maximum depth of furrows	4563	nm
Mean depth of furrows	961.9	nm
Mean density of furrows	4523	cm/cm2

10. Texture direction on surface #7



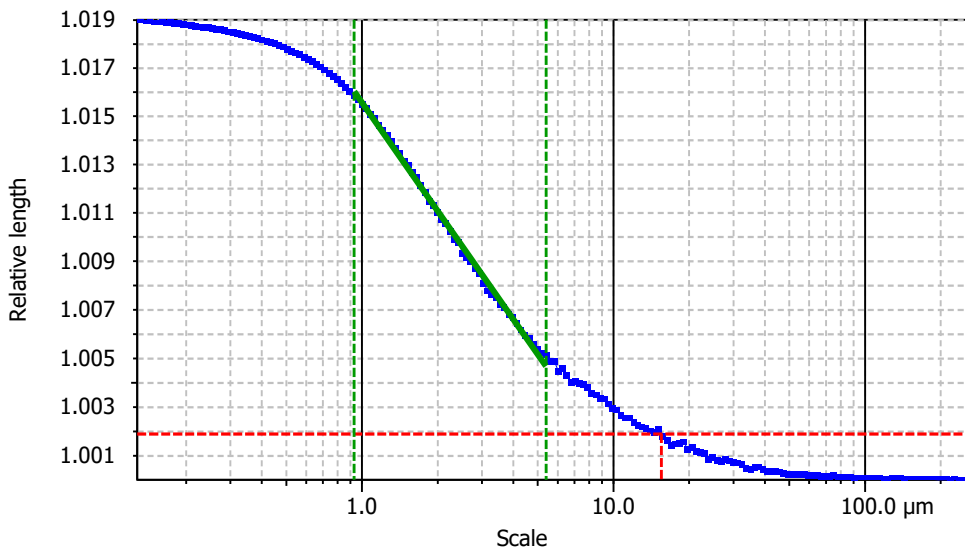
Parameters	Value	Unit
First direction	149.7	°
Second direction	180.0	°
Third direction	141.3	°

11. Texture isotropy on surface #7



Parameters	Value	Unit
Isotropy	23.50	%

12. SSFA on surface #7



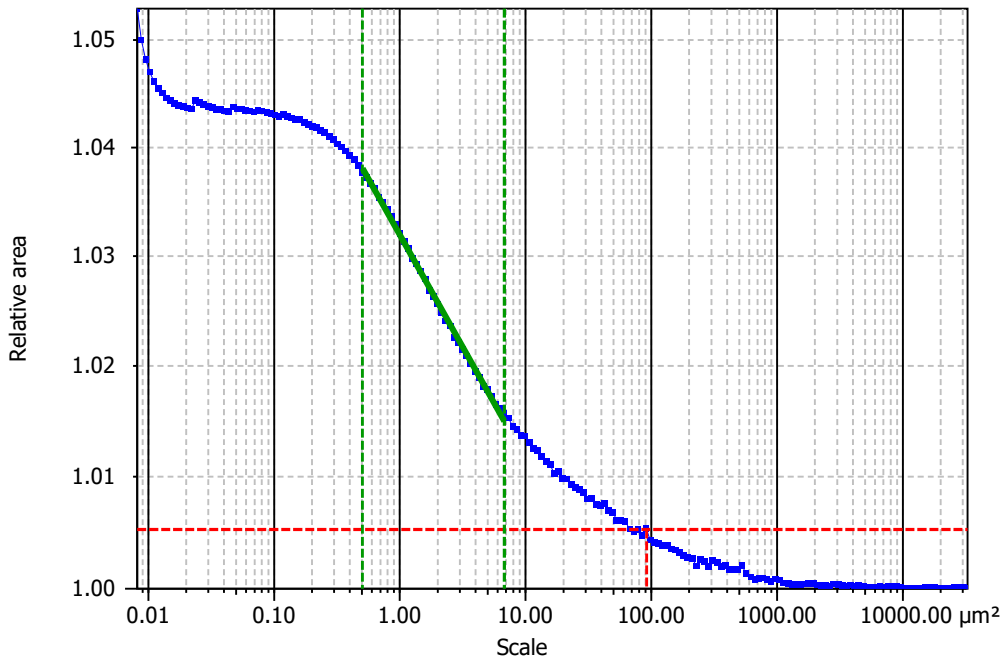
Information

Method Length-scale (rows)

Parameters Value Unit Comment

epLsar 0.003813 Length-scale anisotropy (Sfrac) (1.8 μm, 5°)

NewEplsar 0.01868 Length-scale anisotropy (1.8 μm, 5°)



Information

Method Area-scale (four corners)

Parameters Value Unit Comment

Asfc 8.658 Fractal complexity

Smfc 1.714 μm² Scale of max complexity

HAsfc9 0.4485 Heterogeneity of Asfc (3x3)

HAsfc81 0.6589 Heterogeneity of Asfc (9x9)