

1 **Validated innovative approaches for energy-efficient resource recovery and re-use from**
2 **municipal wastewater: from anaerobic treatment systems to a biorefinery concept**

3

4 Çağrı Akyol¹, Alessia Foglia², Emine Gozde Ozbayram³, Nicola Frison⁴, Evina Katsou⁵, Anna
5 Laura Eusebi^{2,*}, Francesco Fatone²

6

7 ¹ *Institute of Environmental Sciences, Boğaziçi University, 34342, Istanbul, Turkey*

8 ² *Department of Materials, Environmental Sciences and Engineering, Urban Planning-SIMAU, Faculty of Engineering,*
9 *Polytechnic University of Marche, 60121, Ancona, Italy*

10 ³ *Department of Environmental Engineering, Istanbul Technical University, 34469, Istanbul, Turkey*

11 ⁴ *Department of Biotechnology, University of Verona, 37134, Verona, Italy*

12 ⁵ *Department of Civil Engineering and Environmental Engineering; Institute of Environment, Health and Societies,*
13 *Brunel University London, Uxbridge Campus, Middlesex, UB8 3PH, Uxbridge, UK*

14

15

16

17

18

19

20

21

22

23 * Corresponding author (A.L. EUSEBI)

24 Department of Materials, Environmental Sciences and Engineering, Urban Planning-SIMAU, Faculty of Engineering,
25 Polytechnic University of Marche, 60121, Ancona, Italy

26 E-mail: a.l.eusebi@univpm.it

27 Phone: +39 071 2204911 Fax: +39 071 2204729

1 **Abstract**

2 The development of innovative technologies in wastewater treatment create the concept of biorefinery
3 in wastewater treatment plants (WWTPs), placing anaerobic processes in the highlight. Starting from
4 the conventional anaerobic treatment processes to “closing the loop” scheme, next generation
5 WWTPs are ready to serve for water, energy and materials mining. While bioenergy is still
6 dominating the resource recovery, recovery of value-added materials (i.e. struvite, biopolymers,
7 cellulose) are receiving significant attention in recent years. So, what are the state-of-the-art
8 approaches for energy-efficient resource recovery and re-use from municipal wastewater? This paper
9 follows a critical review on the validated technologies in operational environment available and
10 further suggests possible market routes for the recovered materials in WWTPs. Considering the
11 development and verification of a novel technology together with the valorisation of the obtained
12 products, biorefinery and resource recovery approaches were gathered in this review paper from a
13 circular economy point of view. General currently-faced barriers were briefly addressed to pave the
14 way to a create to-the-point establishments of resource recovery facilities in the future.

15

16

17

18

19

20

21

22

23

24

25 **Keywords:** anaerobic treatment, biorefinery, energy recovery, material recovery, municipal
26 wastewater, valorisation

1 **1. Introduction**

2 During the last years, wastewater treatment plants (WWTP) have moved from the concept of “waste
3 treatment”, aimed at discharging treated wastewater into surface waters, to the concept of “water
4 resource recovery facility” (WRRF). This transformation from pollutants removal to valuable
5 resources frames wastewater management in the broader context of the circular economy. The
6 question that arises is which are the possible recovered and safely reusable resources to help closing
7 the loop in WRRF?

8 First of all, the reclaimed water: Water reuse is particularly important because it is considered as an
9 effective approach to address water shortage problems and water quality deterioration issues (Sun et
10 al. 2016). Water reuse can be one of the methods of recycling treated wastewater for beneficial
11 purposes, such as agricultural and landscape irrigation, industrial processes, non-potable domestic
12 use (e.g. toilet flushing), and groundwater replenishing. At EU level the minimum quality standards
13 for water reuse have been proposed in May 2018; this proposal for regulation lays down minimum
14 requirements for water quality and monitoring and the obligation to carry out specified key risk
15 management tasks. Classes of reclaimed water quality, minimum treatment requirements, allowed
16 uses, irrigation methods and minimum requirements for water quality are set
17 ([http://www.europarl.europa.eu/RegData/etudes/BRIE/2018/625171/EPRS_BRI\(2018\)625171_EN.pdf](http://www.europarl.europa.eu/RegData/etudes/BRIE/2018/625171/EPRS_BRI(2018)625171_EN.pdf)).
18 pdf).

19 On site energy recovery, particularly as biogas production, in WWTP is widely diffused as an
20 alternative source of energy, for the recovery of thermal, electrical and mechanical energy, to be
21 consumed either inside (also achieving energy self-sufficiency) or outside the plant. Nowadays
22 energy recovery takes place mostly in the sludge line and actions in water line are much rarer but
23 more and more of interest (Papa et al. 2017). Biogas is the main resource of anaerobic treatment
24 systems. In the last years; however, two-step bioconversion comes into prominence as more value is
25 derived to volatile fatty acids (VFAs) production before ending up to other end-products. Moreover,
26 anaerobic processes offer much more than conventional wastewater treatment, provide recovering

1 sustainable energy and valuable biochemicals. This scenario helps to recognize conventional and
2 innovative (i.e. anaerobic membrane bioreactor - AnMBR) anaerobic processes as core of biorefinery
3 general concept (Puyol et al., 2017, Krzeminski et al., 2017).

4 Nutrient recovery and recycling take an important role in circular economy. Recovered nutrients
5 from the wastewater can be utilized as soil amendments or fertilizers for beneficial uses in agriculture.
6 In particular, NH_4^+ form is advantageous because it predominates in anaerobic reactor effluents and
7 can be useful for fertigation purposes. Phosphorus recovery (i.e. in the form struvite or phosphorous
8 salts) becomes essential for preventing eutrophication in the aquatic environment and for alleviating
9 economic dependence on phosphate rocks. Addressing raw materials conservation, arising from
10 phosphorus scarcity is described as one of the greatest global challenges of the 21st Century (Peng et
11 al. 2018).

12 The resources mentioned above are those most commonly recovered in WWTPs; in addition to them
13 there are more innovative ones that can be originated from cellulosic primary sludge (CPS) and
14 polyhydroxyalkanoate (PHA) rich sludge. The cellulosic sludge can be separated by upstream
15 dynamic sieving. The CPS can then be anaerobically digested to produce biogas, or, under optimal
16 acidogenic fermenting conditions it produces VFAs. Here the propionate content can be more than
17 30% and can optimize the enhanced biological phosphorus removal (BPR) processes (Crutchik et al.
18 2018). Long-term operation indicated that anaerobic alkaline fermentation for VFA production from
19 sewage sludge is both technically and economically feasible (Liu et al., 2018). Regarding PHA
20 recovery, primary and secondary sewage sludges are potential feedstock for its recovery (Kumar et
21 al. 2018). PHAs have comparable properties to petrochemical plastics and can also serve as a biofuel
22 or building blocks for the synthesis of various chemicals (Kleerebezem et al. 2015).

23 While some of the above-mentioned reuse and recovery approaches towards wastewater are already
24 efficiently implemented, some of them still lack the convenient technology together with social-
25 technological planning and design methodology to identify their potential end-use and market
26 requirements (Van Der Hoek et al. 2016).

1 At European level there are several EU projects founded by Horizon 2020 that aim at recovering
2 materials from centralized and decentralized WWTPs. For example, SMART-Plant is an Innovation
3 Action that aims at reducing the energy and environmental footprint and, contemporary, at recovering
4 valuable materials (SMART-Products are water, cellulose, biopolymers, nutrients) that are valued in
5 construction, chemical and agriculture supply chain (smart-plant.eu). POWERSTEP is another
6 Innovation Action aims at energy positive WWTP, biogas production and carbon extraction
7 (powerstep.eu). P-REX, similarly, aimed at sustainable sewage sludge management promoting
8 phosphorus recycling and energy efficiency (p-rer.eu).

9 This review critically analyses innovative anaerobic processes to recover materials and energy from
10 municipal wastewater, state of the art WWTPs and future aspects. The energy-efficient resource
11 recovery is examined by the critical analysis only of the anaerobic processes. Moreover, the discussed
12 technologies are selected based on the validation criteria of the demonstrative or full scales
13 applications to ensure the robustness of the technologies supporting the characteristics, as quantity
14 and quality, of the products to be marketed. Hence, this review paper aims to provide a comprehensive
15 overview to the biorefinery concept, recent leading technologies and further sustainable scenarios to
16 fulfil circular economy goals. Although great previous efforts have been done towards anaerobic
17 processes and the concept of resource recovery, environmental technology verification (ETV) has
18 further reviewed innovative technologies together with the possible valorisation market alternatives,
19 bottlenecks or barriers of recovered products.

20 **2. Brief evolution of anaerobic schemes as the core of the biorefinery approach**


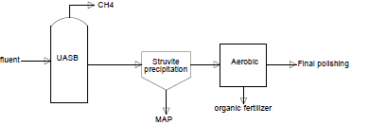
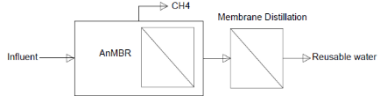
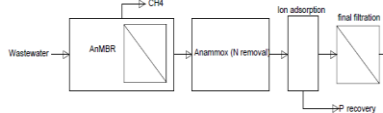
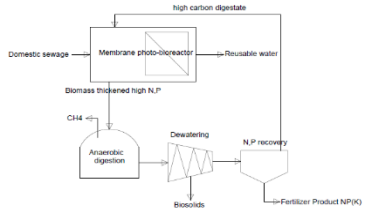
21 Anaerobic treatment is one of the most promising treatment technologies for developing more
22 sustainable sanitation; it is considered to be the core technology for resource and energy recovery
23 (Stazi and Tomei 2018). Upflow anaerobic sludge blanket (UASB) was successfully implemented
24 and established within a wide acceptance in municipal WWTPs, especially in tropical and subtropical
25 regions where the temperature of the wastewater is usually above 20 °C (Lohani et al. 2016).
26 Expanded granular sludge bed (EGSB) was further developed to enhance substrate-biomass

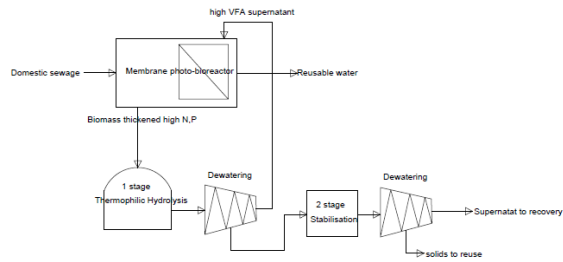
1 interaction within the treatment system by expanding the sludge bed and increasing hydraulic mixing
2 compared to UASB (Niwa et al. 2016; Cuff et al. 2018). Although well-established UASB and/or
3 EGSB configurations mostly meet the requirements necessary for anaerobic treatment, unfavourable
4 conditions regarding the disintegration of granules led to the development of AnMBR by coupling
5 membrane technology with anaerobic treatment. Meanwhile, combined heat and power (CHP)
6 systems using the anaerobic digestion (AD) of sludge has become the most adopted technology in the
7 existing energy self-sufficient WWTPs. Based on life cycle comparison, AnMBR technology was
8 found to produce more net energy as biogas compared to conventional activated sludge coupled with
9 AD (Gu et al. 2017). The main advantage of AnMBR as a mainline wastewater treatment process is
10 the capacity to recover most of the energy potential in the wastewater rather than the fraction currently
11 recovered by the aerobic-anaerobic treatment. The recent results obtained from pilot-scale AnMBRs
12 treating domestic wastewaters were reviewed and discussed in detail (Shin and Bae 2018).

13 Table 1 provides a schematic representation of different flow schemes to enhance the role of
14 anaerobic processes as core of biorefinery approach. Table 2 refers to resource recovery associated
15 with the schemes in Table 1; all of them recover methane, which is the main produced-resource in
16 WWTPs where anaerobic processes are implemented. Moreover, some of them recover N, P and
17 VFAs due to coupling with the membrane technology. The optimization of anaerobic processes brings
18 the key towards energy self-sufficient WWTPs.

19
20
21
22
23
24
25
26

Table 1. Flow schemes with resource recovery - role of anaerobic processes

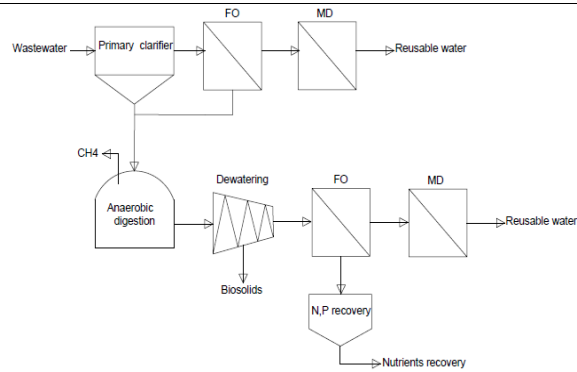
Main units	Scheme and resource recovery	Anaerobic process	Reference	Number scheme
Anaerobic Process + Post-treatment		UASB in main line	(Li and Yu 2016)	1a
		UASB in main line	(Verstraete et al. 2009)	1b
AnMBR + Post-treatment		AnMBR in main line	(Song et al. 2018)	2a
		AnMBR in main line	(Batstone and Viridis 2014)	2b
Aerobic Membrane + AD + dewatering		AD in sludge line	(Batstone et al. 2015)	3a



Double stage AD in sludge line

(Batstone et al. 2015)

3b

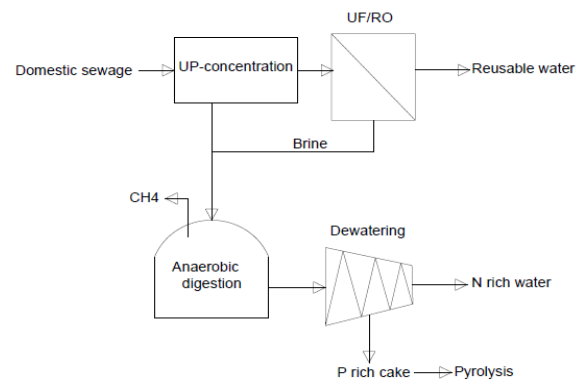


AD in sludge line

(Ansari et al. 2017)

4a

Membrane (double stage) + AD + dewatering

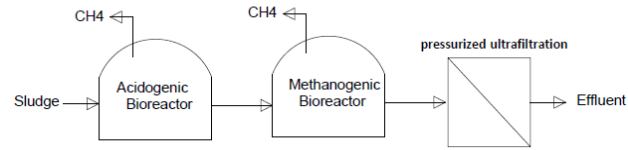


AD in sludge line

(Verstraete et al. 2009)

4b

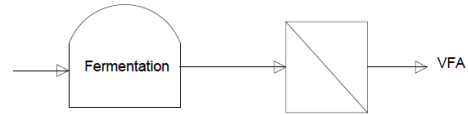
AD/Fermentation + Membrane



AD in sludge line

(Joo et al. 2016)

5a



Fermentation in sludge
line

(Longo et al. 2015)

5b

-
- 1 Legend: MES=microbial electrochemical systems; MAP= magnesium ammonium phosphate; MD=membrane distillation, UF=ultrafiltration; RO=reverse osmosis; FO= forward
2 osmosis; VFA=volatile fatty acids.

Table 2. Resource recovery for different plant schemes.

Resource recovery	Item	Scheme numbers
Methane	CH ₄	1,2,3,4,5
Water Reuse	WR	2,3,4
VFA	VFA	5b
N rich sludge	NS	3,4
P rich sludge	PS	3,4
N rich water	NW	4
P rich water	PW	None
Struvite	MAP	1b

3. Resource recovery in anaerobic processes

3.1. Wastewater treatment line

The biogas produced during anaerobic treatment of wastewater can be utilized as an energy source (Table 3). However, a significant amount of methane cannot be recovered since a major proportion is dissolved in the effluent, even if the biogas exhibits high CH₄ content (Liu et al., 2018; Souza et al., 2011). Anaerobic wastewater treatment processes such as UASB is therefore limited because of low liquid upflow velocity and inadequate mixing (Yeo and Lee 2013). CH₄ losses recorded in different anaerobic reactors at a pilot-scale were listed and discussed and average CH₄ loss in the effluents were stated between 19-85% (Crone et al. 2017). In municipal wastewater treatment up to 30-40% of the produced methane was reported to be loss in the application of AnMBR (Krzeminski et al. 2017). Although many efforts were directed towards recovering dissolved CH₄ from anaerobic effluents, such as hollow fibre membrane contactors (Cookney et al. 2016) or down-flow hanging sponge reactors (Hatamoto et al. 2011), scaling up is still missing and validation is required.

In the concept of valorisation of municipal wastewater, two-step bioconversion stands as an attractive alternative route (Li and Yu 2011) in the fermentation reactors (Table 3). Complex organic matter in wastewater is simply converted to VFAs before ending up as other valuable end-products (Zhou et al. 2018). This allows a separated optimization of bioconversion mechanisms into a more straight-

1 forward bioproduction process (Pan et al. 2018). The concentration and speciation of VFAs during
2 this process often determines the desired quality of the end-products (Reyhanitash et al. 2017).

3 Although VFAs are so-called intermediate products, they have various potential applications within
4 the WWTP. Acetate is the most-preferred VFA product for denitrification within WWTP followed
5 by butyrate and propionate (Elefsiniotis and Wareham 2007). Propionate can enhance BPR processes
6 in biological nutrient removal systems (Chen et al. 2004). However, further application, either within
7 WWTP or the product value, will determine the desired VFA concentration and speciation (Peces et
8 al. 2016) as discussed in the following section. Microbial fuel cells (MFCs) is also another option to
9 produce electricity from VFAs by fermentative hydrogen production (Teng et al. 2010); however,
10 this technology has not yet been validated. Low power density and high operating cost of MFCs limits
11 their implementations on a large-scale (He et al. 2017).

12 AnMBRs have been successfully implemented to treat municipal wastewaters with high COD
13 removal rates for the main water reuse purpose. However, the discharge of the treated effluents into
14 the aquatic environment or water reuse is usually not possible without further nutrient removal (Ruiz-
15 Martinez et al. 2012; Batstone et al. 2015). In this regard, nutrient removal from AnMBR effluent
16 using microalgae was proposed (Viruela et al. 2016). In addition, within the context of EU LIFE
17 Project MEMORY (life-memory.eu), submerged AnMBR was demonstrated to combine AD and
18 membrane technology. Such innovative pilot-scale implementations suggest promising technologies
19 for municipal wastewater treatment and resource recovery ([https://ec.europa.eu/info/research-and-
20 innovation/law-and-regulations/identifying-barriers-innovation_en](https://ec.europa.eu/info/research-and-innovation/law-and-regulations/identifying-barriers-innovation_en)).

1 **Table 3.** Recovered products in anaerobic wastewater line.

2

Wastewater line Process	Influent	Scale	Volume m ³ xline	HRT h	OLR kg COD/m ³ /d	T °C	Recovered products	Amounts/Composition	Location	Reference
Fermentation reactor	sewage WW	Pilot	0.5	4.6–5.9 (d)		35	VFA	7453 mg COD/L	Italy	(Longo et al. 2015)
Fermentation reactor	sewage WW	Pilot	1			42	VFA	120 mg VFA/g VS/d	Belgium	(Morgan-Sagastume et al. 2015)
Fermentation reactor	sewage WW	Pilot	0.05	8 (d)		25	VFA	2825 mg COD/L	China	(Li et al. 2011)
UASB	sewage WW	Full	605x8	8			CH ₄	390.1 Nm ³ /d, 78.2% CH ₄	Brazil	(Rosa et al. 2018)
UASB	sewage WW	Pilot	0.12	4		24	CH ₄	0.072 L CH ₄ /g COD _{removed}	Brazil	(Barbosa and Sant'Anna 1989)
UASB	sewage WW	Pilot	20.36	10	0.5	20	CH ₄	0.3-0.9 Nm ³ /d, 78% CH ₄	Spain	(Álvarez et al. 2008)
UASB	sewage WW	Pilot	0.021	4.7			CH ₄	0.22 L CH ₄ /g COD _{removed}		(Uemura and Harada 2000)
UASB	sewage WW	Pilot	0.11	9	0.73	25	CH ₄	212 L CH ₄ /g COD _{removed}		(Agrawal et al. 1997)
UASB	sewage WW	Full	14	12	0.88		CH ₄	0.24 L CH ₄ /g COD _{removed}	Brazil	(Souza et al. 2011)
UASB	sewage WW	Pilot	0.36	5	2.12	25	CH ₄	0.22 L CH ₄ /g COD _{removed}	Brazil	(Souza et al. 2011)
UASB	sewage WW	Full	1200	6	2.35	25	CH ₄	0.075 L CH ₄ /g COD _{removed}	India	(Draaijer et al. 1992)

3

T

4

Table 4. Recovered products in anaerobic sludge line

Sludge line	Influent	Scale	Flow	Volume	HRT	OLR	T	Residual concentrations/Recovered products	Amount	Location	Reference
Process			t/d	m ³ line	d	kg VS/m ³ /d	°C	°C			
FERM	WAS	Full		30		3	35	VFA	1261 kg VFA/d	Wuxi city of China	(Liu et al., 2018)
FERM+A D	Cellulosic PS	Pilot	n.a	n.a.	n.a		n.a.	VFA	100-120 mg COD/g VS·d	Verona, Italy	(Crutchik et al. 2018)
								Struvite	0.15 kg struvite per capita/year		
								CH ₄	n.a.		
AD	PS+WAS	Full	n.a	4400x2	20	1-2	M	Electricity	25-55% COD _{converted}	Tilburg-Noord, Netherlands	(De Vrieze et al. 2016)
								Ammonia	143 kg N/d		
								Struvite	36 kg P/d		
AD	WAS	Full	n.a	2900	25	1-2	M	Electricity	38% COD _{converted}	Land van Cuijk, Netherlands	(De Vrieze et al. 2016)
								Ammonia	175 kg N/d		
								Struvite	137 kg P/d		
AD	PS+WAS	Full	n.a	5430x2	20	1-2	M	Electricity	0.82 m ³ CH ₄ /m ³ /d , 25-55%COD _{converted}	Bath, Netherlands	(De Vrieze et al. 2016)
								Ammonia	440 kg N/d		
								Struvite	112 kg P/d		
AD	WAS	Full	n.a	12000x6	20		M	Biogas	0.4 m ³ biogas/VSS	Castiglione Torinese, Italy	(Traversi et al. 2015)
AD	PS+WAS	Full	n.a	12000x6	25		M	Biogas	0.49 m ³ biogas/VSS	Castiglione Torinese, Italy	(Traversi et al. 2015)
TH+AD	Sewage sludge	Full	n.a	100	15-18	3.5	55	CH ₄	0.35 m ³ CH ₄ /kg VS	Namyangju city, Korea	(Han et al. 2017)
Co-DA	PS+WAS+OFM SW	Full	n.a	n.a.	45	1.3	35	Electricity	400 kW	Rovereto, Italy	(Nghiem et al. 2017)
Co-DA	PS+WAS+OFM SW	Full	120	n.a.		0.78	70	Electricity	125 kW	Treviso, Italy	(Nghiem et al. 2017)
Co-DA	PS+WAS+OFM SW	Full	95	n.a.		n.a.	55	Electricity	95 kW	Kurobe, Japan	(Nghiem et al. 2017)
Co-DA	PS+WAS+OFM SW	Full	2700	n.a.	18	n.a.	35	Electricity	11000 kW	East Bay MUD, USA	(Nghiem et al. 2017)

1 **3.2. Sludge treatment line**

2 Sewage sludge management constitutes a major part of the operating expenses of municipal WWTPs.
3 In full-scale WWTPs sewage sludge usually undergoes anaerobic digestion to recover energy (CH₄-
4 rich biogas), and thus produce heat and electricity within the concept of combined heat and power
5 plants. There is also a growing trend to use sludge as a feedstock in other value-added processes
6 together with bioenergy (Zacharof and Lovitt, 2013) as shown in Table 4.

7 **3.2.1 Recovered materials: VFA**

8 More attention has been paid in the recent years to recover VFAs through the acidogenic fermentation
9 of sewage sludge on down-stream processes (Liu et al. 2012; Longo et al. 2015). In a wider
10 biorefinery concept, carbon upgrading to VFAs seems an energy-efficient and cost-effective strategy.
11 However, utmost importance lies here when considering the WWTP as an integrated process, since
12 extracting VFA will reduce the amount of organic matter fed to AD, which will eventually decrease
13 the energy recovery (Peces et al. 2016). In this regard, the benefits of VFA production and extraction
14 from sewage sludge should be well-designed and optimized in order not to outshadow methane
15 recovery. The optimization should focus on two main criteria: (i) the cost (capital investment and
16 operating expenses) of the fermentation and extraction process and further earnings from VFA use or
17 sale; and (ii) the impact on CH₄ generation (Peces et al. 2016).

18 Depending on the selective production of VFAs from the acidogenic fermentation of sewage sludge,
19 VFAs also have high economic values such as materials used in the production of bioplastics and
20 biotextiles (Zacharof and Lovitt 2013; Lin et al. 2018). For instance, acetate and butyrate are preferred
21 for polyhydroxybutyrate (PHB) production, while propionate is required when producing
22 polyhydroxyvalerate (PHV) (Shen et al. 2014; Peces et al. 2016). In addition, some important
23 characteristics such as higher flexibility, low stiffness and brittleness, and higher tensile strength and
24 toughness are highlighted to promote the production of co-polymers using VFAs with higher
25 propionate/acetate ratio (Frison et al. 2015; Crutchik et al. 2018). However, establishing consistence
26 VFA concentrations and proportion remains a significant challenge.

1 **3.2.2 Recovered materials: Nutrients**

2 As mentioned earlier, there is large interest in decreasing costs and elevating sustainability by energy-
3 efficient resource recovery in the concept of biorefinery (Raheem et al. 2018). So far, validated
4 biorefinery products from WWTPs include nutrients (i.e. N, P), biopolymers (i.e. PHA) and cellulose
5 (Zijp et al. 2017; Raheem et al. 2018).

6 The recovered nutrients from WWTPs can be utilized for struvite and/or Ca-P precipitation (Cieřlik
7 and Konieczka 2017; Melia et al. 2017) or biochar adsorption (Huggins et al. 2016). Struvite
8 (MgNH_4PO_4) crystallization has been successfully used for simultaneous recovery of nutrients from
9 wastewater (Hermassi et al. 2018) together with calcium phosphate ($\text{Ca}_3(\text{PO}_4)_2$) (Le Corre et al.
10 2009). Struvite is more preferred in agricultural use due to the fact that magnesium (Mg), N and P are
11 released simultaneously (1:1:1 M ratio), and that the rate of nutrient release is slow compared to other
12 fertilizers (Puchongkawarin et al. 2015). Deficient concentrations of phosphorus, on the other hand,
13 limit the struvite precipitation. Even the presence of toxic compounds and/or micropollutants in
14 wastewater restrain its purity and further agricultural application. Hence, alternative nutrient recovery
15 technologies (i.e. membrane, electrodialysis) should be considered to improve the quality of the
16 recovered nutrients (Xie et al. 2016). Several other benefits are also associated with P recovery by
17 crystallization. For instance, the volume of the sludge produced together with other undesired
18 precipitates diminishes, which eventually decreases the cost of sludge disposal (Hermassi et al. 2018).
19 Integration of the Short Cut Enhanced Nutrient Abatement (SCENA) system into the Carbonera
20 WWTP, Italy, was previously evaluated (Longo et al. 2017) and the results motivated the Horizon
21 2020 ‘SMART-Plant’ action which is currently running and investigates the optimization of the best
22 scenario for SCENA within SMARTech4a and SMARTech4b. Briefly, the SCENA system integrates
23 the following processes: optional upstream concentration of cellulosic sludge, fermentation of
24 dynamic thickened sewage sludge to produce VFAs as carbon source, and nitrogen and phosphorus
25 removal (by P-bioaccumulation) via nitrite from sludge reject water using an SBR. In this
26 configuration, nitrogen is removed through the bioprocesses of nitrification/denitrification, and Enhanced

1 BPR (EBPR) via nitrite using the VFAs from sludge fermentation liquid as carbon source.
2 SMARTech4b is another validated SCENA pilot-scale system at the WWTP of Psytalia, Greece. It
3 enables the integration of the enhanced biogas recovery (by thermal pressure hydrolysis) of sewage
4 sludge with side stream energy-efficient and compact nitrogen removal and phosphorus recovery.
5 The CAMBI™ thermal hydrolysis process has been installed to treat 50% of the produced sludge
6 before this is sent for AD. The integration of CAMBI™ with anaerobic digestion produces, after
7 dewatering, a reject water stream that has a very high ammonium nitrogen concentration (>1.2 gN/L)
8 to be removed in the SCENA unit.

9 Furthermore, many technologies are applied in full size for specific objective of phosphorous salts
10 recovery. In fact, CalPrex™ reactor (Pre-digestion P-recovery) placed between the acid phase and
11 gas phase digesters enables dissolved phosphorus in dewatered centrate precipitates and is recovered
12 as a brushite crystal. Similarly, the AirPrex™ reactor (Sludge optimization and P-recovery) placed
13 between the anaerobic digester and the dewatering equipment converts the orthophosphate into
14 struvite crystals, which are harvested from the bottom of the reactor. Both the WASSTRIP™ and
15 Ostara Pearl™ processes are already in operation in a number of municipal installations and achieve
16 efficient P recovery (Point et al. 2017). Examples of commercial processes for P recovery and the
17 different final P products derived are thoroughly listed and discussed (Melia et al. 2017). Potassium
18 recovery from wastewater has not been substantially considered and is an emerging issue (Batstone
19 et al. 2015). There are also quite number of other promising nutrient recovery technologies that are
20 yet invalidated, such as microbial recovery cell- anaerobic osmotic membrane bioreactor ((MRC)-
21 AnOMBR system (Hou et al. 2017), reactive sorbents (Hermassi et al. 2018) and microalgae (Viruela
22 et al. 2016).

23 **3.2.2 Recovered materials: PHA**

24 Biopolymers are a group of polymers with similar properties to petroleum-based plastics, produced
25 from renewable sources also by different types of bacteria using carbon as a substrate (Raheem et al.
26 2018). The main advantages of PHAs are the possibility of being completely biodegradable and non-

1 toxic. PHA-storing bacteria are well-known to grow in activated sludge processes of WWTPs that
2 store these polymers as carbon source and energy reserve (Frison et al. 2015). The series of operations
3 needed for microbial production of PHAs are substantially described in the literature (Tamis et al.
4 2014; Anjum et al. 2016). Ongoing pilot-scale demonstrations in recent years offer fundamental
5 experience to produce PHA from waste materials in enough quantities to inspire value chains and
6 investment within first bio-based value chains. To launch the private and public relationships that
7 will drive the economic and regulatory framework, it is a crucial to verify and explore technology
8 process basis, to validate recovered material flows to marketable renewable resources (Valentino et
9 al. 2017). SMARTech2b stands as the key to enable secondary mainstream energy-efficient resource
10 recovery in Manresa WRRF, Spain. It applies the mainstream SCEPPHAR (Short-cut Enhanced
11 Phosphorus and PHA Recovery) and consists of two sequencing batch reactors (SBRs); one for
12 heterotrophic bacterial growth operated under anaerobic/anoxic/aerobic sequence (HET-SBR), and
13 another SBR for autotrophic nitrifiers growth (AUT-SBR), an interchange vessel and a chemical
14 system for P-recovery as struvite. The integrated system accomplishes enhanced N-removal and P-
15 recovery in municipal WWTP. PHA is recovered from the anaerobic purge of the SBR. SMARTech5
16 also applies the SCEPPHAR concept in Carbonera WWTP, Italy, which was conceived as a modified
17 version of SCENA where PHA recovery is an economically sustainable option. It accounts of the
18 following subprocesses: (i) cellulosic primary sludge fermentation to enhance the production of VFAs
19 and release nitrogen and phosphorus in soluble forms (i.e. ammonia and phosphate); (ii) solid and
20 liquid separation of the fermentation products and recovery of struvite from the sewage sludge
21 fermentation liquid by the addition of $Mg(OH)_2$ to favour the precipitation; (iii) ammonium
22 conversion to nitrite accomplished in a SBR; (iv) selection of PHA storing biomass in a SBR by the
23 alternation of aerobic feast conditions and followed by anoxic famine conditions for denitritation
24 driven by internally stored PHA as carbon source; (v) PHA accumulation using a fed-batch reactor to
25 maximize the cellular PHA content of the biomass harvested from the selection stage. Within the
26 context of the INCOVER Project, pilot-scale mainstream phototrophic PHA recovery is conducted in

1 Viladecans, Spain. PHA is produced through photo-bioreactors in which microalgae and
2 cyanobacteria communities grow in a symbiotic relationship, removing pollutants from urban and
3 agricultural wastewaters and accumulating PHA. Produced biomass is then fed into the AD with
4 sewage sludge or other biomass sources as co-substrate for biogas production (incover-project.eu).
5 An innovative biogas upgrading technology is also implemented, based on the symbiosis between
6 microalgae and bacteria and the photosynthetic fixation of CO₂, which removes CO₂ and H₂S to produce
7 biomethane of 92%. In El Torno WWTP, Spain, PHA production is produced through two-stage
8 anaerobic-photosynthetic high rate algae pond systems that are consisting of pulse feeding of
9 municipal wastewater pre-treated in an UASB reactor with molasses as COD source. Similarly, after
10 PHA production, the remaining biomass is converted into biogas using thermal pre-treatment and an
11 anaerobic co-digestion process followed by biogas upgrade.

12 **3.2.2 Recovered materials: Cellulose**

13 Municipal wastewater contains high amounts of cellulose fibre (30–50% of the total suspended solids)
14 that is mainly originated from toilet papers (Behera et al. 2018). These cellulose fibres easily enter
15 biological treatment systems of WWTPs if they are not separated during the primary treatment;
16 biodegradation of cellulose is comparatively difficult and depends on many factors (Ruiken et al.
17 2013; Crutchik et al. 2018). On the other hand, cellulose fibres hold a great potential as a resource
18 which can be recovered from wastewater by sieving (Ruiken et al. 2013). The benefits of cellulose
19 dewatering sludge are: minimization of chemical consumption, lower electricity consumption for
20 aeration, less chance of phosphate release and much lower sludge volume to discharge that reduces
21 sludge handling and management cost. Cellulose harvesting is expected to have added benefits to the
22 WWTP's downstream biological process and provided outside the WWTP for the downstream
23 blending with PHA and processing for final biocomposite production. SMARTech1 comprises an
24 innovative integration of dynamic fine-sieving together with in-situ post-processing that is currently
25 validated in the municipal WWTP of Geestmerambacht, Netherlands. CirTec has developed flow
26 scheme with filter for primary treatment (Salsnes FilterTM) and separating cellulosic fibres to produce

1 a highly-concentrated sludge. The produced cake layer or fine sieved fraction (FSF) harvested from
2 Salsnes Filter™ has a very heterogeneous composition containing mainly cellulosic fibres originating
3 from toilet paper. The result is a market-ready cellulose that has been cleaned, dried and disinfected.
4 Examples of the recovered materials from WWTPs in SMART-Plant are shown in Fig. 1.

5 **4. Technologies to the market: focus on the environmental technology verification and other** 6 **performance certifications**

7 At EU level, innovative environmental technologies are validated by Environmental Technology
8 Verification (ETV) Program to prove the reliability of the developed claims and help technology
9 purchasers identify innovations that suit their needs. Hence, the best long-term technical,
10 environmental and economic performances are validated by ETV protocol. ETV ensures that the
11 performance claims are as structured and complete in order to present a clear assessment of the
12 technology's potential and value. However, it does not cover the evaluation of the technology's
13 performance against standard or pre-defined criteria. More information can be found at ETV's
14 official website (https://ec.europa.eu/environment/ecoap/etv_en).

15 In addition to validation of a technology, the functional properties of recovered materials should be
16 determined using specific functional tests to compare recovered products with industrial products.

17 The use of phosphate salts, biochar and pyrolysis materials, is more controlled and regulated
18 compared to other recovered materials. The European Sustainable Phosphorus Platform (ESPP) are
19 implementing many activities for the sustainable management of phosphorus and other nutrients.

20 STRUBIAS - EU Fertilisers Regulation - sets criteria for nutrient recovery rules within EU
21 Fertilising Products Regulation. At national level, authorisations of struvite/recovered phosphates as
22 fertilisers together with phosphorus recycling legislations are in force in some EU countries. The
23 main challenge of these organic-based fertilizers is to ensure that their application is not resulting in
24 an accumulation of different organic non-biogenic and inorganic compounds (e.g., toxic metals and
25 non-metals) (Hermassi et al. 2018). Strong debates continue regarding the social awareness of
26 consumers and framework regularities about food security (3rd European Nutrient Event, 2018).

1 Inconsistency and high-variability of available sources for recovered PHA quality in routine
2 production is still a hidden gem (Valentino et al. 2017). For instance, the extracted PHA from
3 municipal secondary wastewater was examined using ^{13}C NMR spectroscopy (Kumar et al. 2018).
4 Size exclusion chromatography (SEC) and differential scanning calorimetry (SDC) were also used
5 for the characterization of the recovered PHA (molecular number, molecular weight, glass transition
6 temperature etc.) (Frison et al. 2015). However, consistent quality of recovered PHA derived from
7 wastewater as feedstock has not been proven or refuted presenting a big challenge in scaled-up
8 implementations (Valentino et al. 2017).

9 **5. Valorisation of recovered materials to consumer/industrial products**

10 Sustainability assessment of the recovered materials from wastewater was conducted (Zijp et al.
11 2017) with respect to 6 different categories as follows: economic welfare, resource depletion,
12 environmental and biological quality, technical welfare, human health and social welfare. It was
13 concluded that PHA and struvite seemed economically feasible in terms of production costs and
14 market values. However, PHA needs urgent and further investigations as it exhibits some critical
15 barriers, which have to do with the possible emissions of toxic compounds during the production
16 stage and concerns regarding the perception of the market on the food security. Similarly, struvite
17 utilization also depends on location-specific aspects and legislations and needs further assessment.
18 Cellulose recovery and application, on the other hand, seems less feasible due to the costs of extra
19 hygiene step when used in the paper and carton industry. This step is not required in construction
20 applications which makes cellulose recovery more beneficial for all resource themes. In a recent
21 study, better value was derived from valorising CPS to VFAs and struvite from the fermentation
22 liquid, then CH_4 was further recovered after AD of remaining fermentation solids (Crutchik et al.
23 2018). The authors made a simple comparison by assuming CH_4 market price of 0.11 €/m^3 , the best
24 valorisation of CH_4 from CPS could be up to $0.46 \text{ €/capita}\cdot\text{year}$. Acetate and propionate price could
25 be as high as 0.45 and 1.01 €/kg , respectively, meanwhile struvite could be sold up to 0.76 €/kg .
26 Therefore, the VFAs and struvite route before biomethanization have the potential to increase the

1 market value potential of CPS up to 1.55-1.95 €/capita-year (Crutchik et al. 2018). Overall, potential
2 end-use of the recovered materials with respect to market requirements highly influence its role within
3 circular economy. Some of the potential end-uses of the recovered materials from WWTPs are
4 discussed with existing market values and possible valorisation alternatives.

5 The different market possibilities and the discussion of the advantages and disadvantages for the
6 recovered materials commercialization opportunities are summarized in Table 5.

7 **5.1. Market possibilities for recovered materials: Nutrients**

8 Adding nutrient-loaded sorbents enhances the soil quality in terms of agricultural yield and nutritional
9 quality. However, socioeconomic conditions highly influence whether such materials can be
10 applicable in commercial agriculture. The key factors that influence the application of post-sorbent
11 fertilizers are the availability of feedstock, the technology to manufacture fertilizers, and the
12 investment costs and capacity. (Hermassi et al. 2018). In addition, soil measurements together with
13 plant bioavailability indices can help to determine fertilizer performance (Peng et al. 2018). Effects
14 of struvite as fertilizer on various plants can be found (Kataki et al. 2016).

15 The market value of struvite varies from 188 to 763 €/t struvite in the recent years (Molinos-Senante
16 et al. 2011; Desmidt et al. 2015). Although economic feasibility of struvite recovery is limited by
17 high operational costs, it was also determined that when the struvite sale price is assumed as 560
18 €/ton, the net profit of 445.62 €/day was obtained for a full-scale fertilizer production industry with a
19 500 m³/day capacity. (Yetilmezsoy et al. 2017). The European Commission's draft "market study"
20 assesses the possible sources of raw materials for nutrient recycling, STRUBIAS technologies and
21 economic aspects. High quality of these struvite-based products enables them to be used as effective
22 slow-release fertilizers for agriculture practices. Furthermore, P recovery also aids to cease
23 eutrophication in aquatic environments. In this regard, if economic aspects for P recovery are not
24 satisfactory, environmental benefits and government regulations could be the driving force (Peng et
25 al. 2018). During the market development strategy for struvite, focus should be based on a holistic
26 approach considering pricing, demand, purity, size, storage, transportation and distribution with

1 respect to the existing regulatory framework of contaminants and eco-toxicity (Desmidt et al. 2015;
2 Katakai et al. 2016).

3 **5.2. Market possibilities for recovered materials: Biopolymers**

4 Biopolymers must compete with petroleum-based polymers, which are available in high amounts at
5 relatively low prices. Biogas could be also considered the main competitor for biopolymer production
6 in WWTPs since organic carbon from waste material will not be diverted for the production of
7 biopolymers when the production of biogas is more convenient (Kleerebezem et al. 2015). Thus, the
8 market potential of bioplastics seems limited so far (Van Der Hoek et al. 2016). However, (EEA
9 report No 8/2018) reported that the global production of plastics is estimated to account for about 7
10 % of the world's fossil fuel consumption. The proportion of bioplastics is still low, currently below 1
11 %. However, the worldwide biopolymer production capacity is forecast to increase from 6.6 million
12 tonnes in 2016 to 8.5 million tonnes in 2021.

13 Production of biopolymers from waste feedstock seems advantageous and economical depending on
14 the market requirements. It has multiple applications especially in material and packaging industries
15 and utilisation of waste feedstock as substrate makes a great contribution to waste management and
16 reduces environmental pollution. For instance, these waste materials are proved to be efficient
17 substrates producing significant amounts of PHA or extracellular polymeric substances (EPS) that
18 can help to reduce the production cost by eliminating the usage of pure carbon sources. Research is
19 still on-going for the lower-cost production of PHAs by utilization of such low cost wastes and using
20 wild and mutant strains of microorganisms (Anjum et al. 2016). Optimization of the processing
21 techniques can pave the way to take PHA formation from waste materials to industrial level and then
22 into the market (Pakalapati et al. 2018). At the moment, the bottleneck of the process seems to be the
23 extraction of PHA from the biomass which requires thermal and/or chemical processes which are
24 usually expensive.

25 **5.2.1 Market possibilities for recovered materials: PHA**

1 PHA has gained greater attraction in the recent years due to their many advantages such as
2 biodegradability, biocompatibility, controllable thermal and mechanical properties as well as
3 molecular weight diversity, which allow them to be used as bioimplant materials for medical and
4 therapeutic applications (Zhang et al. 2018). Although the utilization of waste materials for the
5 synthesis of high-class materials such as PHAs has led to cost reduction as previously mentioned, the
6 final products cannot be used in medical applications where high purity products with non-toxic
7 nature are of utmost considerations (Raza et al. 2018). PHAs recovered from waste materials can
8 contain viral, plasmid, bacterial or genetic contaminations that hinder their potential usage for medical
9 applications. Impurities in PHA regarding proteins, lipids, endotoxins, antifoam agents, DNA and
10 hypochlorite have been previously reported (Koller et al. 2013b, a). Such impurities require specific
11 post recovery washing procedures that eventually cause a major increase in product cost (Raza et al.
12 2018).

13 In this regard, the majority of recovered PHA applications take place in a wide range of products
14 including paper coatings, bags, containers, food packaging materials, bottles, cup etc. (Muhammadi
15 et al. 2015). For instance, water-resistant layer for paper, film or cardboard can be produced out of
16 the latex of PHAs (Anderson and Dawes 1990; Bourbonnais and Marchessault 2010). PHAs can also
17 be used to replace petrochemical polymers in toner and developer compositions as well as ion-
18 conducting polymers (Muhammadi et al. 2015).

19 Industrial PHAs and their applications were discussed by Anjum and colleagues (Anjum et al. 2016).
20 Among these materials and their applications, recovered PHA can find its own place in such practices:
21 Biopol (co-polymer of poly (3-hydroxybutyrate-co-3-hydroxyvalerate)), currently produced by
22 Metabolix (Cambridge, MA, USA), can be used in packaging materials, shampoo bottles, disposable
23 razors, disposable cups, disposable knives and forks. Nodax (PHA copolymer family consisting of 3-
24 hydroxybutyrate) (P&G Chemicals, USA/Japan) is available as foams, fibres or nonwovens, films
25 and latex among others. Biogreen (Mitsubishi Gas Chemicals) developed the production of P (3HB)
26 from methanol, and markets it under the trade name Biogreen. Furthermore, PHAs can be used to

1 make foils and diaphragms, pressure sensors for keyboards, stretch and acceleration measuring
2 instruments, material testing, shockwave sensors, lighters, gas lighters; acoustics, and for ultrasonic
3 therapy and atomization of liquids (Anjum et al. 2016). A high performance of PHA biopolymer,
4 Minerv-PHA (Minerv, Italy), takes the place of highly pollutant materials such as PET, PP, PE, HDPE
5 and LDPE. The most known commercially-available PHA products can be found elsewhere
6 (Bugnicourt et al. 2014).

7 Other than being used mainly as environmentally friendly plastics for packaging purposes, PHAs are
8 considered as a source for the synthesis of chiral compounds which highlights them as raw materials
9 for the production of paints (Reddy et al. 2003; Mohammadi et al. 2015). Furthermore, PHA can be
10 hydrolysed chemically, and the monomers can then be converted into molecules such as 2-alkenoic
11 acids, β -hydroxy acids, β -hydroxyalkanols, β -hydroxyacid esters, β -acyllactones, β -amino acids,
12 which hold great potential as biodegradable solvents (Madison and Huisman 1999; Mohammadi et
13 al. 2015). Other important, industrial applications of PHAs are printing and photography, art-smart
14 gels, heat-sensitive-adhesives and also fishing equipment (Pakalapati et al. 2018).

15 Blending PHAs, in particular polyhydroxybutyrate (PHB), with other polymers, or with plasticizers,
16 creates opportunities to enhance their properties by decreasing the processing temperature and
17 lowering the brittleness of PHAs based plastics. So far many blends containing PHB/PHAs have been
18 investigated and several types of plasticizers have been proposed (Bugnicourt et al. 2014).

19 In addition, nanocomposites of PHA are also reported (Anjum et al. 2016). For example, the
20 preparation of biodegradable nanocomposites using NFC and poly(3-hydroxybutyrate-co-3-
21 hydroxyvalerate, PHBV) as the polymer matrix has been investigated (Srithep et al. 2013). This can
22 be a good alternative to valorise two types of recovered materials from WWTPs in one application.

23 PHA yield on carbon source, its productivity and downstream costs determine their introduction into
24 the global market (Mozejko-Ciesielska and Kiewisz 2016). The selected end-use of PHA often
25 determines the market specifications and requirements.

1 The current cost of PHAs production and recovery with aqueous two-phase extraction method is
2 stated as 5.77 USD/kg. However, utilizing a cheaper carbon source such as sludge has the potential
3 to reduce the final PHA production price significantly (Leong et al. 2017). Hence, the theoretical
4 price of PHAs produced in fed-batch mode using waste materials could reach up to 3.51 €/kg. Yet,
5 they are still not cost-efficient when compared to their synthetic alternatives such as polypropylene
6 and polyethylene, which cost 1.47 and 1.15 €/kg, respectively (Możejko-Ciesielska and Kiewisz
7 2016). The current PHA price ranges between 2.2-5.0 €/kg, which depends on monomer composition
8 and is usually higher for the copolymers. In spite of having several environmental advantages, the
9 PHA prices are still not commercially-competitive with conventional petroleum-based polymers,
10 which typically cost less than 1.0 €/kg (Valentino et al. 2017).

11 **5.2.2 Market possibilities for recovered materials: EPS**

12 EPS are biopolymers that are considered eco-friendly, cost effective and sustainable alternatives to
13 substitute the existing chemical flocculants. Potential environmental applications of EPS can be listed
14 as follows as summarized from More et al., 2014): Water treatment (Wang et al. 2012), wastewater
15 treatment (Li et al. 2013), colour removal from wastewater (Liu et al. 2009), sludge dewatering (Yang
16 et al. 2012), metal removal or recovery (Mikutta et al. 2012), removal of toxic organic compounds
17 (Zhang et al. 2011), landfill leachate treatment (Zouboulis et al. 2004) and soil remediation and
18 reclamation (Chandran and Das 2011). Existing literature is limited to lab-scale applications and
19 further research is still needed to be scaled up to field applications since EPS can be used as a cost-
20 effective treatment alternative. The cost of the EPS extraction and purification can be the limiting
21 factor in the field application considered of various sectors with chemistry, structure and properties
22 of interest (More et al. 2014).

23 **5.3. Market possibilities for recovered materials: Cellulose**

24 Classification of cellulosic materials as well as current and emerging markets for cellulose-based
25 products have been thoroughly discussed (Keijsers et al. 2013). Accordingly, cellulose markets were
26 classified into 9 categories: Textile, non-woven, wood and timber, pulp/paper and board, cellulose

1 dissolving pulp, cellulosic films, building materials, cellulosic fibre composites and green chemicals.
2 The selected end-use of a certain lignocellulosic raw material often specifies the market requirements.
3 Hence, the end-use of cellulose determines the market prices and volumes, which are directly linked
4 to the cellulose quality and defined over physical properties, chemical composition, unwanted
5 components, prior treatments of raw material, and physical, chemical, biological stability of the
6 cellulose. For instance, end-uses for cellulose such as pulp, paper and board are pointed on brightness,
7 tensile and tear, freeness, write-ability; the price range is between 450-650 raw material price €/ton.
8 Polymeric cellulose will eventually have higher chemical purity requirements. Meanwhile, market
9 requirement of building materials for extracted cellulose is based on its strength, moisture absorbency
10 and fire retardancy. Details of market volume and market price of purified celluloses can be found in
11 the literature (Keijsers et al. 2013).

12 Considering its nature and high energy content, fine sieved fraction (FSF) has started to gain attraction
13 in countries such as the Netherlands (Ghasimi et al. 2016). The recovered cellulose can be used either
14 as raw material to make paper products, adhesion binders for asphalts (Crutchik et al. 2018) or as the
15 fibrous reinforcement material in bricks (Kim et al. 2017) when properly separated and refined. For
16 instance, cellulosic material recovered from screenings were used as an ingredient in the production
17 of asphalt to create a bike path near Beemster WWTP, the Netherlands (Selster A.S., 2018). Similarly,
18 Makron (Finland) uses recycled cellulose fibre additives for asphalt.

19 The use of natural fibres as the adsorbent is another emerging trend in environmental engineering
20 applications including environmental remediation and water filtration membranes as the fibres are
21 abundant, readily available and are more environmentally friendly compared to carbon based
22 materials (Carpenter et al. 2015). They are used as adsorbents in wastewater treatment (i.e. in the
23 form of membrane) and for the removal of adsorbates such as oil, dyes, heavy metals and ionic
24 compounds (Rahman et al. 2018). As the production of effective adsorbents at low cost and low
25 energy consumption is placed at the centre of many researches, the properties and possible
26 modifications of recovered cellulose need to be thoroughly investigated and understood.

1 Furthermore, market projections of cellulose nanomaterial-enabled products are estimated (Cowie et
2 al. 2014) and recent developments in production of cellulose nanofibrils (CNF) were discussed
3 (Nechyporchuk et al. 2016). Fluorescent cellulose bio-based plastics were successfully fabricated
4 based on the strong hydrogen bonding interaction between cellulose chains and conjugated dye
5 molecules, and further suggested as a good candidate for making anti-counterfeiting banknotes (Wang
6 et al. 2016). In another study, the transparent and flexible cellulose-based nanocomposite papers were
7 fabricated to be used as solar cell substrates (Cheng et al. 2018). However, smooth surface was
8 proposed to be maintained on the cellulosic material to avoid problems during the coating process.
9 The use of cellulose nanocrystals for thermal insulation can be another option to value recovered
10 cellulose from WWTPs (Septevani et al. 2017). CNF can be combined with clay for the preparation
11 of nanopaper to obtain unique brick-and mortar structure (Carosio et al. 2016).

12 Cellulose can be efficiently used to produce valuable chemicals or biofuels, such as VFAs (Guo et
13 al. 2015), poly lactic acid (Graupner et al. 2009; Jamshidian et al. 2010) and bioethanol (Zabed et
14 al. 2017). However, it should be noted that the use of cellulose for biogas and bioenergy production
15 are positioned at the bottom of the biomass value pyramid (Gavrilescu 2014).

16 The possibility to use the separated materials to safely produce toilet paper was also suggested as a
17 real cradle to-cradle application, but difficulties in relation to social acceptance were also highlighted
18 (Ruiken et al. 2013). In all conditions and possible applications, extraction and purification methods
19 of cellulose must be thoroughly studied to assess its feasibility to meet the criteria of end-use markets.

1

2 **Table 5.** Market possibilities, quality indicators and market price range for recovered struvite, PHA and cellulose.

3

Product	Market possibilities	Quality indicators	Price range (€/t)	Reference
Struvite	<ul style="list-style-type: none"> • Fertilizer 	<ul style="list-style-type: none"> • Solubility, purity, plant bioavailability, metal content, crystal size 	<ul style="list-style-type: none"> • 188-763 	(Molinos-Senante et al. 2011; Peng et al. 2018)
PHA	<ul style="list-style-type: none"> • Paper (coating) • Packaging (foils) • Electronics (headphones, keyboards) • Printing and photography • Others 	<ul style="list-style-type: none"> • Purity, toxicity, chemical constituents, blending 	<ul style="list-style-type: none"> • 2.2-5.0 €/kg 	(Anjum et al. 2016; Valentino et al. 2017)
Cellulose	<ul style="list-style-type: none"> • Textiles • Non-woven • Wood, timber • Pulp, paper and board • Cellulose dissolving pulp • Cellulosic films • Building materials • Cellulosic fibre composites • Green chemicals 	<ul style="list-style-type: none"> • Purity/colour/fibre length/distribution/lustre/softness/hygienic • Purity/fibre length/ distribution/ absorbency • Density/strength and modulus/durability/hardness/colour • Brightness, tensile and tear, freeness, writability • α Cellulose %, polymerisation degree • α Cellulose %, polymerisation degree • Strength, moisture absorbency, fire retardancy • Compatibility • Glucose yield/extractability 	<ul style="list-style-type: none"> • 1200-1900 • 200-400 • 450-600 €/m³ • 450-650 • 1600-2000 • 3000-3500 • - • 200-400 • 50-100 	(Keijsers et al. 2013)

1 **5 Barriers to resource recovery and reuse and solutions to overcome**

2 Actually, notwithstanding the important research activities and the developed technologies for
3 resources recovery from the real WWTPs, many bottlenecks for the market uptake and for their
4 application could be identified.

5 In fact, the law for water reuse, actually, regulates only the irrigation purpose. None specific
6 indications and legislations were clearly promoted for fertigation objective as highlighted even by
7 EU Innovation Deal on sustainable wastewater treatment combining anaerobic membrane technology
8 and water reuse. Many lacks have been identified both in the legal definition of the term discharge
9 and for quality standards provisions adopted for wastewater effluents to be used for agriculture.
10 Moreover, recognition of the economic and environmental benefits of water reuse within reclaimed
11 water pricing have to be implemented.

12 For phosphorous and ammonia salts, more detailed studies and programs have been developed at
13 European level to overcome regulatory barriers. Not similar evidences have been identified for PHA
14 and cellulose potential recovery.

15 Moreover, the quality, the purity and the characteristics of the recovered resources change on the
16 basis of the implemented process in the WWTPs. From the other hand, the different market sectors
17 request inlet materials with diverse standards on the basis of the final productive application. For this
18 reason the certification of the technologies, which also has to include the main properties of the
19 recovered products, seems necessary to couple the recovery processes to the industrial sectors.

20 In this direction, the European criteria of “End-of-waste” could be identified as possible legislative
21 solution to support the resources recovery application in the WWTPs. In fact, this approach (Waste
22 Framework Directive 2008/98/EC) specifies when certain waste ceases to be waste and obtains a
23 status of a product or a secondary raw material. The obtainment of the end of waste status has to be
24 supported by several conditions: 1- the substance or object is commonly used for specific purposes;
25 2- there is an existing market or demand for the substance or object; 3- the use is lawful (substance

1 or object fulfils the technical requirements for the specific purposes and meets the existing legislation
2 and standards applicable to products); 4- the use will not lead to overall adverse environmental or
3 human health impacts. Starting from this point, specific regulations, centred on the end of waste
4 concept, could be implemented to support the regulatory framework of the resources recovery. This
5 approach can justify and encourage the technological investments in the WWTPs to economically
6 address and support the resources recovery and to promote the circular economy in the water sector
7 (Guest, et al., 2009).

8 Finally, public perception and social acceptance are insufficiently developed for all the described
9 materials. Therefore, specific formative and public dissemination activities have to be strongly
10 supported.

11 **6 Conclusions**

12 This paper has provided a commentary on recent advances in energy-efficient resource recovery
13 approaches in WWTPs. Anaerobic processes stand as the “gold mine” in wastewater mining strategy
14 while AnMBRs are the “gold diggers”. While the biorefinery concept has been widely recognized,
15 lab-scale studies are gradually evolving into validated pilot/full scale implementations. Onsite energy
16 recovery is still getting most attention. However, recently-developed and validated processes, such
17 as SCENA and SCEPPHAR, derive more value to VFAs, while achieving satisfactory nutrients and
18 PHA recovery, respectively. Together with nutrients and PHA, cellulose is another value-added
19 material to be recovered in WWTPs. Among all the energy and material recovery methods, some are
20 consistently considered to be beneficial to improve sustainability, and some of them still need further
21 research to achieve desired feasibility. Struvite has a comparatively large market, also brings strong
22 debates on food security that needs to be addressed in the near future. Valorisation of PHA and
23 cellulose, by the way, should not be overlooked since there are huge market alternatives. Therefore,
24 there is a need to develop the regulatory framework for resource recovery and carry out
25 socioeconomic assessments considering the market potential and specific requirements.

1 **Acknowledgements**

2 This study was carried out within the framework of the “SMART-Plant” Innovation Action which
3 has received funding from the European Union's Horizon 2020 research and innovation programme
4 under grant agreement No 690323.

5 **References**

- 6 3rd European Nutrient Event, 2018. ECOMONDO 8-9 November 2018, Rimini, Italy.
- 7 Agrawal LK, Harada H, Okui H (1997) Treatment of dilute wastewater in a UASB reactor at a
8 moderate temperature: Performance aspects. *J Ferment Bioeng* 83:179–184. doi:
9 10.1016/S0922-338X(97)83579-9
- 10 Álvarez JA, Armstrong E, Gómez M, Soto M (2008) Anaerobic treatment of low-strength municipal
11 wastewater by a two-stage pilot plant under psychrophilic conditions. *Bioresour Technol*
12 99:7051–7062. doi: 10.1016/j.biortech.2008.01.013
- 13 Anderson AJ, Dawes EA (1990) Occurrence, metabolism, metabolic role, and industrial uses of
14 bacterial polyhydroxyalkanoates. *Microbiol Rev* 54:450–472. doi: 0146-0749/90/040450-
15 23\$02.00/0
- 16 Anjum A, Zuber M, Zia KM, et al (2016) Microbial production of polyhydroxyalkanoates (PHAs)
17 and its copolymers: A review of recent advancements. *Int J Biol Macromol* 89:161–174. doi:
18 10.1016/j.ijbiomac.2016.04.069
- 19 Ansari AJ, Hai FI, Price WE, et al (2017) Forward osmosis as a platform for resource recovery from
20 municipal wastewater - A critical assessment of the literature. *J Memb Sci* 529:195–206. doi:
21 10.1016/j.memsci.2017.01.054
- 22 Barbosa RA, Sant’Anna GL (1989) Treatment of raw domestic sewage in an UASB reactor. *Water*
23 *Res* 23:1483–1490. doi: 10.1016/0043-1354(89)90112-7
- 24 Batstone DJ, Hülsen T, Mehta CM, Keller J (2015) Platforms for energy and nutrient recovery from
25 domestic wastewater: A review. *Chemosphere* 140:2–11. doi:

- 1 10.1016/j.chemosphere.2014.10.021
- 2 Batstone DJ, Viridis B (2014) The role of anaerobic digestion in the emerging energy economy. *Curr*
3 *Opin Biotechnol* 27:142–149. doi: 10.1016/j.copbio.2014.01.013
- 4 Behera CR, Santoro D, Gernaey K V., Sin G (2018) Organic carbon recovery modeling for a rotating
5 belt filter and its impact assessment on a plant-wide scale. *Chem Eng J* 334:1965–1976. doi:
6 10.1016/j.cej.2017.11.091
- 7 Bourbonnais R, Marchessault RH (2010) Application of polyhydroxyalkanoate granules for sizing of
8 paper. *Biomacromolecules* 11:989–993. doi: 10.1021/bm9014667
- 9 Bugnicourt E, Cinelli P, Lazzeri A, Alvarez V (2014) Polyhydroxyalkanoate (PHA): Review of
10 synthesis, characteristics, processing and potential applications in packaging. *Express Polym*
11 *Lett* 8:791–808. doi: 10.3144/expresspolymlett.2014.82
- 12 Carosio F, Cuttica F, Medina L, Berglund LA (2016) Clay nanopaper as multifunctional brick and
13 mortar fire protection coating-Wood case study. *Mater Des* 93:357–363. doi:
14 10.1016/j.matdes.2015.12.140
- 15 Carpenter AW, De Lannoy CF, Wiesner MR (2015) Cellulose nanomaterials in water treatment
16 technologies. *Environ Sci Technol* 49:5277–5287. doi: 10.1021/es506351r
- 17 Chandran P, Das N (2011) Degradation of diesel oil by immobilized *Candida tropicalis* and biofilm
18 formed on gravels. *Biodegradation* 22:1181–1189. doi: 10.1007/s10532-011-9473-1
- 19 Chen Y, Randall AA, Mccue T (2004) The efficiency of enhanced biological phosphorus removal
20 from real wastewater affected by different ratios of acetic to propionic acid. 38:27–36. doi:
21 10.1016/j.watres.2003.08.025
- 22 Cheng Q, Ye D, Yang W, et al (2018) Construction of Transparent Cellulose-Based Nanocomposite
23 Papers and Potential Application in Flexible Solar Cells. *ACS Sustain Chem Eng* 6:8040–8047.
24 doi: 10.1021/acssuschemeng.8b01599
- 25 Cieřlik B, Konieczka P (2017) A review of phosphorus recovery methods at various steps of

1 wastewater treatment and sewage sludge management. The concept of “no solid waste
2 generation” and analytical methods. *J Clean Prod* 142:1728–1740. doi:
3 10.1016/j.jclepro.2016.11.116

4 Cookney J, Mcleod A, Mathioudakis V, et al (2016) Dissolved methane recovery from anaerobic
5 effluents using hollow fibre membrane contactors. *J Memb Sci* 502:141–150. doi:
6 10.1016/j.memsci.2015.12.037

7 Cowie JOHN, Bilek EMTED, Wegner TH (2014) Market projections of cellulose nanomaterial-
8 enabled products - Part 2: Volume estimates. 13:57–69

9 Crone BC, Garland JL, Sorial GA, Vane LM (2017) Significance of dissolved methane in effluents
10 of anaerobically treated low strength wastewater and potential for recovery as an energy product:
11 A review. *Water Res* 111:420. doi: 10.1016/j.watres.2017.01.035

12 Crutchik D, Frison N, Eusebi AL, Fatone F (2018) Biorefinery of cellulosic primary sludge towards
13 targeted Short Chain Fatty Acids, phosphorus and methane recovery. *Water Res* 136:112–119.
14 doi: 10.1016/j.watres.2018.02.047

15 Cuff G, Turcios AE, Mohammad-pajooch E, et al (2018) High-rate anaerobic treatment of wastewater
16 from soft drink industry: Methods, performance and experiences. *J Environ Manage* 220:8–15.
17 doi: 10.1016/j.jenvman.2018.05.015

18 De Vrieze J, Smet D, Klok J, et al (2016) Thermophilic sludge digestion improves energy balance
19 and nutrient recovery potential in full-scale municipal wastewater treatment plants. *Bioresour*
20 *Technol* 218:1237–1245. doi: 10.1016/j.biortech.2016.06.119

21 Desmidt E, Ghyselbrecht K, Zhang Y, et al (2015) Global Phosphorus Scarcity and Full-Scale P-
22 Recovery Techniques: A Review. *Crit Rev Environ Sci Technol* 45:336–384. doi:
23 10.1080/10643389.2013.866531

24 Draaijer H, Maas JAW, Schaapman JE, Khan A (1992) Performance of the 5 MLD UASB reactor for
25 sewage treatment at Kanpur, India. *Water Sci Technol* 25:123–133

- 1 Elefsiniotis P, Wareham DG (2007) Utilization patterns of volatile fatty acids in the denitrification
2 reaction. *Enzyme Microb Technol* 41:92–97. doi: 10.1016/j.enzmictec.2006.12.006
- 3 Frison N, Katsou E, Malamis S, et al (2015) Development of a Novel Process Integrating the
4 Treatment of Sludge Reject Water and the Production of Polyhydroxyalkanoates (PHAs).
5 *Environ Sci Technol* 49:10877–10885. doi: 10.1021/acs.est.5b01776
- 6 Gavrilescu M (2014) Biomass Potential for Sustainable Environment, Biorefinery Products and
7 Energy. In: Visa I (ed) *Sustainable Energy in the Built Environment - Steps Towards nZEB*.
8 Springer International Publishing, Cham, pp 169–194
- 9 Ghasimi DSM, Zandvoort MH, Adriaanse M, et al (2016) Comparative analysis of the digestibility
10 of sewage fine sieved fraction and hygiene paper produced from virgin fibers and recycled fibers.
11 *Waste Manag* 53:156–164. doi: 10.1016/j.wasman.2016.04.034
- 12 Graupner N, Herrmann AS, Müssig J (2009) Natural and man-made cellulose fibre-reinforced
13 poly(lactic acid) (PLA) composites: An overview about mechanical characteristics and
14 application areas. *Compos Part A Appl Sci Manuf* 40:810–821. doi:
15 10.1016/j.compositesa.2009.04.003
- 16 Guest, J. S., Skerlos, s. J., Barnard, J. L., Beck, M.B., Daigg , G .T. (2009) New planning and design
17 paradigm to achieve sustainable resource recovery from wastewater. *Environ. Sci. Technol.*, 43,
18 6126–6130
- 19 Gu Y, Li Y, Li X, et al (2017) The feasibility and challenges of energy self-sufficient wastewater
20 treatment plants. *Appl Energy* 204:1463–1475. doi: 10.1016/J.APENERGY.2017.02.069
- 21 Guo Z, Zhou A, Yang C, et al (2015) Enhanced short chain fatty acids production from waste
22 activated sludge conditioning with typical agricultural residues: Carbon source composition
23 regulates community functions. *Biotechnol Biofuels* 8:1–14. doi: 10.1016/j.crad.2017.10.014
- 24 Han D, Lee CY, Chang SW, Kim DJ (2017) Enhanced methane production and wastewater sludge
25 stabilization of a continuous full scale thermal pretreatment and thermophilic anaerobic

1 digestion. *Bioresour Technol* 245:1162–1167. doi: 10.1016/j.biortech.2017.08.108

2 Hatamoto M, Miyauchi T, Kindaichi T, et al (2011) Dissolved methane oxidation and competition
3 for oxygen in down-flow hanging sponge reactor for post-treatment of anaerobic wastewater
4 treatment. *Bioresour Technol* 102:10299–10304. doi: 10.1016/j.biortech.2011.08.099

5 He L, Du P, Chen Y, et al (2017) Advances in microbial fuel cells for wastewater treatment. *Renew
6 Sustain Energy Rev* 71:388–403. doi: 10.1016/j.rser.2016.12.069

7 Hermassi M, Dosta J, Valderrama C, et al (2018) Simultaneous ammonium and phosphate recovery
8 and stabilization from urban sewage sludge anaerobic digestates using reactive sorbents. *Sci
9 Total Environ* 630:781–789. doi: 10.1016/j.scitotenv.2018.02.243

10 Hou D, Lu L, Sun D, et al (2017) Microbial electrochemical nutrient recovery in anaerobic osmotic
11 membrane bioreactors. *Water Res* 114, 181–188. doi: 10.1016/j.watres.2017.02.034

12 Huggins TM, Haeger A, Biffinger JC, Ren ZJ (2016) Granular biochar compared with activated
13 carbon for wastewater treatment and resource recovery. *Water Res* 94:225–232. doi:
14 10.1016/j.watres.2016.02.059

15 Jamshidian M, Tehrany EA, Imran M, et al (2010) Poly-Lactic Acid: Production, applications,
16 nanocomposites, and release studies. *Compr Rev Food Sci Food Saf* 9:552–571. doi:
17 10.1111/j.1541-4337.2010.00126.x

18 Joo JY, Park CH, Han GB (2016) Optimization of two-phased anaerobic sludge digestion using the
19 pressurized ultra filtration membrane with a mesh screen (MS-PUFM). *Chem Eng J* 300:20–28.
20 doi: 10.1016/j.cej.2016.04.078

21 Kataki S, West H, Clarke M, Baruah DC (2016) Phosphorus recovery as struvite: Recent concerns
22 for use of seed, alternative Mg source, nitrogen conservation and fertilizer potential. *Resour
23 Conserv Recycl* 107:142–156. doi: 10.1016/j.resconrec.2015.12.009

24 Keijsers ERP, Yilmaz G, Van Dam JEG (2013) The cellulose resource matrix. *Carbohydr Polym*
25 93:9–21. doi: 10.1016/j.carbpol.2012.08.110

- 1 Kim M, Lee E-K, Choi C-J, et al (2017) Brick insulation composite and method for manufacturing
2 same. US Pat 2017/0191264 A1. doi: 10.1016/j.(73)
- 3 Kleerebezem R, Joosse B, Rozendal R, Van Loosdrecht MCM (2015) Anaerobic digestion without
4 biogas? *Rev Environ Sci Biotechnol* 14:787–801. doi: 10.1007/s11157-015-9374-6
- 5 Koller M, Niebelschütz H, Braunegg G (2013a) Strategies for recovery and purification of poly[(R)-
6 3-hydroxyalkanoates] (PHA) biopolyesters from surrounding biomass. *Eng Life Sci* 13:549–
7 562. doi: 10.1002/elsc.201300021
- 8 Koller M, Sandholzer D, Salerno A, et al (2013b) Biopolymer from industrial residues: Life cycle
9 assessment of poly(hydroxyalkanoates) from whey. *Resour Conserv Recycl* 73:64–71. doi:
10 10.1016/j.resconrec.2013.01.017
- 11 Krzeminski P, Leverette L, Malamis S, Katsou E (2017) Membrane bioreactors – A review on recent
12 developments in energy reduction, fouling control, novel configurations, LCA and market
13 prospects. *J Memb Sci* 527:207–227. doi: 10.1016/j.memsci.2016.12.010
- 14 Kumar M, Ghosh P, Khosla K, Thakur IS (2018) Recovery of polyhydroxyalkanoates from municipal
15 secondary wastewater sludge. *Bioresour Technol* 255:111–115. doi:
16 10.1016/j.biortech.2018.01.031
- 17 Le Corre KS, Valsami-Jones E, Hobbs P, Parsons SA (2009) Phosphorus recovery from wastewater
18 by struvite crystallization: A review. *Crit Rev Environ Sci Technol* 39:433–477. doi:
19 10.1080/10643380701640573
- 20 Leong YK, Show PL, Lan JCW, et al (2017) Economic and environmental analysis of PHAs
21 production process. *Clean Technol Environ Policy* 19:1941–1953. doi: 10.1007/s10098-017-
22 1377-2
- 23 Li O, Lu C, Liu A, et al (2013) Optimization and characterization of polysaccharide-based
24 bioflocculant produced by *Paenibacillus elgii* B69 and its application in wastewater treatment.
25 *Bioresour Technol* 134:87–93. doi: 10.1016/j.biortech.2013.02.013

- 1 Li W, Yu H (2011) From wastewater to bioenergy and biochemicals via two-stage bioconversion
2 processes : A future paradigm. *Biotechnol Adv* 29:972–982. doi:
3 10.1016/j.biotechadv.2011.08.012
- 4 Li WW, Yu HQ (2016) Advances in Energy-Producing Anaerobic Biotechnologies for Municipal
5 Wastewater Treatment. *Engineering* 2:438–446. doi: 10.1016/J.ENG.2016.04.017
- 6 Li X, Chen H, Hu L, et al (2011) Pilot-scale waste activated sludge alkaline fermentation,
7 fermentation liquid separation, and application of fermentation liquid to improve biological
8 nutrient removal. *Environ Sci Technol* 45:1834–1839. doi: 10.1021/es1031882
- 9 Lin L, Li R, Li X (2018) Recovery of organic resources from sewage sludge of Al-enhanced primary
10 sedimentation by alkali pretreatment and acidogenic fermentation. *J Clean Prod* 172:3334–3341.
11 doi: 10.1016/j.jclepro.2017.11.199
- 12 Liu H, Han P, Liu H, et al (2018a) Full-scale production of VFAs from sewage sludge by anaerobic
13 alkaline fermentation to improve biological nutrients removal in domestic wastewater. *Bioresour*
14 *Technol* 260:105–114. doi: 10.1016/j.biortech.2018.03.105
- 15 Liu H, Wang J, Liu X, et al (2012) Acidogenic fermentation of proteinaceous sewage sludge: Effect
16 of pH. *Water Res* 46:799–807. doi: 10.1016/j.watres.2011.11.047
- 17 Liu WJ, Yuan HL, Yang JS, Li BZ (2009) Characterization of bioflocculants from biologically
18 aerated filter backwashed sludge and its application in dyeing wastewater treatment. *Bioresour*
19 *Technol* 100:2629–2632. doi: 10.1016/j.biortech.2008.12.017
- 20 Liu Y, Huang L, Dong G, et al (2018b) Enhanced granulation and methane recovery at low load by
21 downflow sludge circulation in anaerobic treatment of domestic wastewater. *Bioresour Technol*
22 249:851–857. doi: 10.1016/j.biortech.2017.10.091
- 23 Lohani SP, Wang S, Lackner S, et al (2016) ADM1 modeling of UASB treating domestic wastewater
24 in Nepal. *Renew Energy* 95:263–268. doi: 10.1016/j.renene.2016.04.014
- 25 Longo S, Frison N, Renzi D, et al (2017) Is SCENA a good approach for side-stream integrated

- 1 treatment from an environmental and economic point of view? *Water Res* 125:478–489. doi:
2 10.1016/j.watres.2017.09.006
- 3 Longo S, Katsou E, Malamis S, et al (2015) Recovery of volatile fatty acids from fermentation of
4 sewage sludge in municipal wastewater treatment plants. *Bioresour Technol* 175:436–444. doi:
5 10.1016/j.biortech.2014.09.107
- 6 Madison LL, Huisman GW (1999) Metabolic engineering of poly(3-hydroxyalkanoates): from DNA
7 to plastic. *Microbiol Mol Biol Rev* 63:21–53. doi: <p></p>
- 8 Melia PM, Cundy AB, Sohi SP, et al (2017) Trends in the recovery of phosphorus in bioavailable
9 forms from wastewater. *Chemosphere* 186:381–395. doi: 10.1016/j.chemosphere.2017.07.089
- 10 Mikutta R, Baumgärtner A, Schippers A, et al (2012) Extracellular polymeric substances from
11 *Bacillus subtilis* associated with minerals modify the extent and rate of heavy metal sorption.
12 *Environ Sci Technol* 46:3866–3873. doi: 10.1021/es204471x
- 13 Molinos-Senante M, Hernández-Sancho F, Sala-Garrido R, Garrido-Baserba M (2011) Economic
14 feasibility study for phosphorus recovery processes. *Ambio* 40:408–416. doi: 10.1007/s13280-
15 010-0101-9
- 16 More TT, Yadav JSS, Yan S, et al (2014) Extracellular polymeric substances of bacteria and their
17 potential environmental applications. *J Environ Manage* 144:1–25. doi:
18 10.1016/j.jenvman.2014.05.010
- 19 Morgan-Sagastume F, Hjort M, Cirne D, et al (2015) Integrated production of polyhydroxyalkanoates
20 (PHAs) with municipal wastewater and sludge treatment at pilot scale. *Bioresour Technol*
21 181:78–89. doi: 10.1016/j.biortech.2015.01.046
- 22 Możejko-Ciesielska J, Kiewisz R (2016) Bacterial polyhydroxyalkanoates: Still fabulous? *Microbiol*
23 *Res* 192:271–282. doi: 10.1016/j.micres.2016.07.010
- 24 Muhammadi, Shabina, Afzal M, Hameed S (2015) Bacterial polyhydroxyalkanoates-eco-friendly
25 next generation plastic: Production, biocompatibility, biodegradation, physical properties and

1 applications. *Green Chem Lett Rev* 8:56–77. doi: 10.1080/17518253.2015.1109715

2 Nechyporchuk O, Belgacem MN, Bras J (2016) Production of cellulose nanofibrils: A review of
3 recent advances. *Ind Crops Prod* 93:2–25. doi: 10.1016/j.indcrop.2016.02.016

4 Nghiem LD, Koch K, Bolzonella D, Drewes JE (2017) Full scale co-digestion of wastewater sludge
5 and food waste: Bottlenecks and possibilities. *Renew Sustain Energy Rev* 72:354–362. doi:
6 10.1016/j.rser.2017.01.062

7 Niwa T, Hatamoto M, Yamashita T, et al (2016) Demonstration of a full-scale plant using an UASB
8 followed by a ceramic MBR for the reclamation of industrial wastewater. *Bioresour Technol*
9 218:1–8. doi: 10.1016/j.biortech.2016.06.036

10 Pakalapati H, Chang CK, Show PL, et al (2018) Development of polyhydroxyalkanoates production
11 from waste feedstocks and applications. *J Biosci Bioeng* 126:282–292. doi:
12 10.1016/j.jbiosc.2018.03.016

13 Pan X, Li W, Huang L, et al (2018) Recovery of high-concentration volatile fatty acids from
14 wastewater using an acidogenesis-electrodialysis integrated system. *Bioresour Technol* 260:61–
15 67. doi: 10.1016/j.biortech.2018.03.083

16 Papa M, Foladori P, Guglielmi L, Bertanza G (2017) How far are we from closing the loop of sewage
17 resource recovery? A real picture of municipal wastewater treatment plants in Italy. *J Environ*
18 *Manage* 198:9–15. doi: 10.1016/j.jenvman.2017.04.061

19 Peces M, Astals S, Clarke WP, Jensen PD (2016) Semi-aerobic fermentation as a novel pre-treatment
20 to obtain VFA and increase methane yield from primary sludge. *Bioresour Technol* 200:631–
21 638. doi: 10.1016/j.biortech.2015.10.085

22 Peng L, Dai H, Wu Y, et al (2018) A comprehensive review of phosphorus recovery from wastewater
23 by crystallization processes. *Chemosphere* 197:768–781. doi:
24 10.1016/j.chemosphere.2018.01.098

25 Point S, Kemp J, Marten B (2017) Current Trends in Biosolids Management & Treatment. 35th Annu

1 Spring Biosolids Symp Wisconsin,:

2 Puchongkawarin C, Gomez-Mont C, Stuckey DC, Chachuat B (2015) Optimization-based
3 methodology for the development of wastewater facilities for energy and nutrient recovery.
4 *Chemosphere* 140:150–158. doi: 10.1016/j.chemosphere.2014.08.061

5 Puyol D, Batstone DJ, Hülsen T, et al (2017) Resource recovery from wastewater by biological
6 technologies: Opportunities, challenges, and prospects. *Front Microbiol* 7:1–23. doi:
7 10.3389/fmicb.2016.02106

8 Raheem A, Sikarwar VS, He J, et al (2018) Opportunities and challenges in sustainable treatment and
9 resource reuse of sewage sludge: A review. *Chem Eng J* 337:616–641. doi:
10 10.1016/j.cej.2017.12.149

11 Rahman NSA, Yhaya MF, Azahari B, Ismail WR (2018) Utilisation of natural cellulose fibres in
12 wastewater treatment. *Cellulose* 25:4887–4903. doi: 10.1007/s10570-018-1935-8

13 Raza ZA, Abid S, Banat IM (2018) Polyhydroxyalkanoates: Characteristics, production, recent
14 developments and applications. *Int Biodeterior Biodegrad* 126:45–56. doi:
15 10.1016/j.ibiod.2017.10.001

16 Reddy CSK, Ghai R, Rashmi, Kalia VC (2003) Polyhydroxyalkanoates: An overview. *Bioresour*
17 *Technol* 87:137–146. doi: 10.1016/S0960-8524(02)00212-2

18 Reyhanitash E, Kersten SRA, Schuur B (2017) Recovery of Volatile Fatty Acids from Fermented
19 Wastewater by Adsorption. *ACS Sustain Chem Eng* 5:9176–9184. doi:
20 10.1021/acssuschemeng.7b02095

21 Rosa AP, Chernicharo CAL, Lobato LCS, et al (2018) Assessing the potential of renewable energy
22 sources (biogas and sludge) in a full-scale UASB-based treatment plant. *Renew Energy* 124:21–
23 26. doi: 10.1016/j.renene.2017.09.025

24 Ruiken CJ, Breuer G, Klaversma E, et al (2013) Sieving wastewater - Cellulose recovery, economic
25 and energy evaluation. *Water Res* 47:43–48. doi: 10.1016/j.watres.2012.08.023

- 1 Ruiz-Martinez A, Martin Garcia N, Romero I, et al (2012) Microalgae cultivation in wastewater:
2 Nutrient removal from anaerobic membrane bioreactor effluent. *Bioresour Technol* 126:247–
3 253. doi: 10.1016/j.biortech.2012.09.022
- 4 Septevani AA, Evans DAC, Annamalai PK, Martin DJ (2017) The use of cellulose nanocrystals to
5 enhance the thermal insulation properties and sustainability of rigid polyurethane foam. *Ind*
6 *Crops Prod* 107:114–121. doi: 10.1016/j.indcrop.2017.05.039
- 7 Shen L, Hu H, Ji H, et al (2014) Production of poly(hydroxybutyrate-hydroxyvalerate) from waste
8 organics by the two-stage process: Focus on the intermediate volatile fatty acids. *Bioresour*
9 *Technol* 166:194–200. doi: 10.1016/j.biortech.2014.05.038
- 10 Shin C, Bae J (2018) Current status of the pilot-scale anaerobic membrane bioreactor treatments of
11 domestic wastewaters: A critical review. *Bioresour Technol* 247:1038–1046. doi:
12 10.1016/j.biortech.2017.09.002
- 13 Song X, Luo W, McDonald J, et al (2018) An anaerobic membrane bioreactor – membrane distillation
14 hybrid system for energy recovery and water reuse: Removal performance of organic carbon,
15 nutrients, and trace organic contaminants. *Sci Total Environ* 628–629:358–365. doi:
16 10.1016/j.scitotenv.2018.02.057
- 17 Souza CL, Chernicharo CAL, Aquino SF (2011) Quantification of dissolved methane in UASB
18 reactors treating domestic wastewater under different operating conditions. *Water Sci Technol*
19 64:2259–2264. doi: 10.2166/wst.2011.695
- 20 Srithep Y, Ellingham T, Peng J, et al (2013) Melt compounding of poly (3-hydroxybutyrate-co-3-
21 hydroxyvalerate)/ nanofibrillated cellulose nanocomposites. *Polym Degrad Stab* 98:1439–1449.
22 doi: 10.1016/j.polymdegradstab.2013.05.006
- 23 Stazi V, Tomei MC (2018) Enhancing anaerobic treatment of domestic wastewater: State of the art,
24 innovative technologies and future perspectives. *Sci Total Environ* 635:78–91. doi:
25 10.1016/j.scitotenv.2018.04.071

- 1 Sun Y, Chen Z, Wu G, et al (2016) Characteristics of water quality of municipal wastewater treatment
2 plants in China: Implications for resources utilization and management. *J Clean Prod* 131:1–9.
3 doi: 10.1016/j.jclepro.2016.05.068
- 4 Tamis J, Marang L, Jiang Y, et al (2014) Modeling PHA-producing microbial enrichment cultures-
5 towards a generalized model with predictive power. *N Biotechnol* 31:324–334. doi:
6 10.1016/j.nbt.2013.11.007
- 7 Teng SX, Tong ZH, Li WW, et al (2010) Electricity generation from mixed volatile fatty acids using
8 microbial fuel cells. *Appl Microbiol Biotechnol* 87:2365–2372. doi: 10.1007/s00253-010-2746-
9 5
- 10 Traversi D, Romanazzi V, Degan R, et al (2015) Microbial-chemical indicator for anaerobic digester
11 performance assessment in full-scale wastewater treatment plants for biogas production.
12 *Bioresour Technol* 186:179–191. doi: 10.1016/j.biortech.2015.03.042
- 13 Uemura S, Harada H (2000) Treatment of sewage by a UASB reactor under moderate to low
14 temperature conditions. *Bioresour Technol* 72:275–282. doi: 10.1016/S0960-8524(99)00118-2
- 15 Valentino F, Morgan-Sagastume F, Campanari S, et al (2017) Carbon recovery from wastewater
16 through bioconversion into biodegradable polymers. *N Biotechnol* 37:9–23. doi:
17 10.1016/j.nbt.2016.05.007
- 18 Van Der Hoek JP, De Fooij H, Struker A (2016) Wastewater as a resource: Strategies to recover
19 resources from Amsterdam’s wastewater. *Resour Conserv Recycl* 113:53–64. doi:
20 10.1016/j.resconrec.2016.05.012
- 21 Verstraete W, Van de Caveye P, Diamantis V (2009) Maximum use of resources present in domestic
22 “used water.” *Bioresour Technol* 100:5537–5545. doi: 10.1016/j.biortech.2009.05.047
- 23 Viruela A, Murgui M, Gómez-Gil T, et al (2016) Water resource recovery by means of microalgae
24 cultivation in outdoor photobioreactors using the effluent from an anaerobic membrane
25 bioreactor fed with pre-treated sewage. *Bioresour Technol* 218:447–454. doi:

1 10.1016/j.biortech.2016.06.116

2 Wang Q, Cai J, Chen K, et al (2016) Construction of Fluorescent Cellulose Biobased Plastics and
3 their Potential Application in Anti-Counterfeiting Banknotes. *Macromol Mater Eng* 301:377–
4 382. doi: 10.1002/mame.201500364

5 Wang Z, Hessler CM, Xue Z, Seo Y (2012) The role of extracellular polymeric substances on the
6 sorption of natural organic matter. *Water Res* 46:1052–1060. doi: 10.1016/j.watres.2011.11.077

7 Xie M, Shon HK, Gray SR, Elimelech M (2016) Membrane-based processes for wastewater nutrient
8 recovery: Technology, challenges, and future direction. *Water Res* 89:210–221. doi:
9 10.1016/j.watres.2015.11.045

10 Yang Q, Luo K, Liao DX, et al (2012) A novel biofloculant produced by *Klebsiella* sp. and its
11 application to sludge dewatering. *Water Environ J* 26:560–566. doi: 10.1111/j.1747-
12 6593.2012.00319.x

13 Yeo H, Lee H-S (2013) The effect of solids retention time on dissolved methane concentration in
14 anaerobic membrane bioreactors. *Environ Technol* 34:2105–2112. doi:
15 10.1080/09593330.2013.808675

16 Yetilmezsoy K, Ilhan F, Kocak E, Akbin HM (2017) Feasibility of struvite recovery process for
17 fertilizer industry: A study of financial and economic analysis. *J Clean Prod* 152:88–102. doi:
18 10.1016/j.jclepro.2017.03.106

19 Zabed H, Sahu JN, Suely A, et al (2017) Bioethanol production from renewable sources: Current
20 perspectives and technological progress. *Renew Sustain Energy Rev* 71:475–501. doi:
21 10.1016/j.rser.2016.12.076

22 Zacharof MP, Lovitt RW (2013) Complex effluent streams as a potential source of volatile fatty acids.
23 *Waste and Biomass Valorization* 4:557–581. doi: 10.1007/s12649-013-9202-6

24 Zhang J, Shishatskaya EI, Volova TG, et al (2018) Polyhydroxyalkanoates (PHA) for therapeutic
25 applications. *Mater Sci Eng C* 86:144–150. doi: 10.1016/j.msec.2017.12.035

- 1 Zhang Y, Wang F, Yang X, et al (2011) Extracellular polymeric substances enhanced mass transfer
2 of polycyclic aromatic hydrocarbons in the two-liquid-phase system for biodegradation. *Appl*
3 *Microbiol Biotechnol* 90:1063–1071. doi: 10.1007/s00253-011-3134-5
- 4 Zhou M, Yan B, Wong JWC, Zhang Y (2018) Enhanced volatile fatty acids production from
5 anaerobic fermentation of food waste: A mini-review focusing on acidogenic metabolic
6 pathways. *Bioresour Technol* 248:68–78. doi: 10.1016/j.biortech.2017.06.121
- 7 Zijp MC, Waaijers-van der Loop SL, Heijungs R, et al (2017) Method selection for sustainability
8 assessments: The case of recovery of resources from waste water. *J Environ Manage* 197:221–
9 230. doi: 10.1016/j.jenvman.2017.04.006
- 10 Zouboulis AI, Chai XL, Katsoyiannis IA (2004) The application of bioflocculant for the removal of
11 humic acids from stabilized landfill leachates. *J Environ Manage* 70:35–41. doi:
12 10.1016/j.jenvman.2003.10.003

13

14

15

16

17

18

19

20

21

22

23

24

25

1 **Figure captions**

2 **Fig. 1.** Examples of the recovered products in the context of SMART-Plant Project **(a)** Recovered
3 PHA from SMARTech2b in Manresa WWTP, Spain **(b)** Recovered struvite from SMARTech5 in
4 Carbonera WWTP, Italy **(c)** Recovered cellulosic sludge from Geestmerambacht WWTP,
5 Netherlands



6