

TFAW K2 SURVEY: AN INSIGHT INTO A FEW HUNDREDS OF NEW EARTH-SIZED PLANETARY CANDIDATES

M. del Alcázar,^{1,2} D. del Ser,^{1,2,3} O. Fors,^{2,1,3}

¹Observatori Fabra, Reial Acadèmia de Ciències i Arts de Barcelona, Barcelona, Spain, ²Dept. de Física Quàntica i Astrofísica, Institut de Ciències del Cosmos (ICCUB), Universitat de Barcelona, IEEC-UB, Spain, and ³University of North Carolina at Chapel Hill, Department of Physics and Astronomy, Chapel Hill, NC, USA.



Contact: daniel@delser@gmail.com

OVERVIEW

- ▶ We performed a uniform reanalysis of $\sim 300K$ EVEREST 2.0-corrected light curves from K2 campaigns C1-C8 and C12-C18.
- ▶ We combine TFAW's **improved photometric precision** and TLS **signal detection efficiency (SDE)** to search for new transit candidates.
- ▶ We present a first set of **220** planet candidates validated with VESPA.

TFAW ALGORITHM

- ▶ Wavelet-based modification of the Trend Filtering Algorithm (TFA) [5].
- ▶ Divided in two steps:
 - ▶ *Frequency analysis*: Remove systematics, noise and outliers. Perform period search.
 - ▶ *Iterative signal reconstruction*: Once a significant period is found, the final light curve is reconstructed and de-noised.
- ▶ TFAW yields improved photometric precision, increased transit detection efficiency and better transit characterization [2].
- ▶ **K2-327 b & K2-328 b**: TFAW discovers two K2-C1 Earth-sized validated candidates [1].

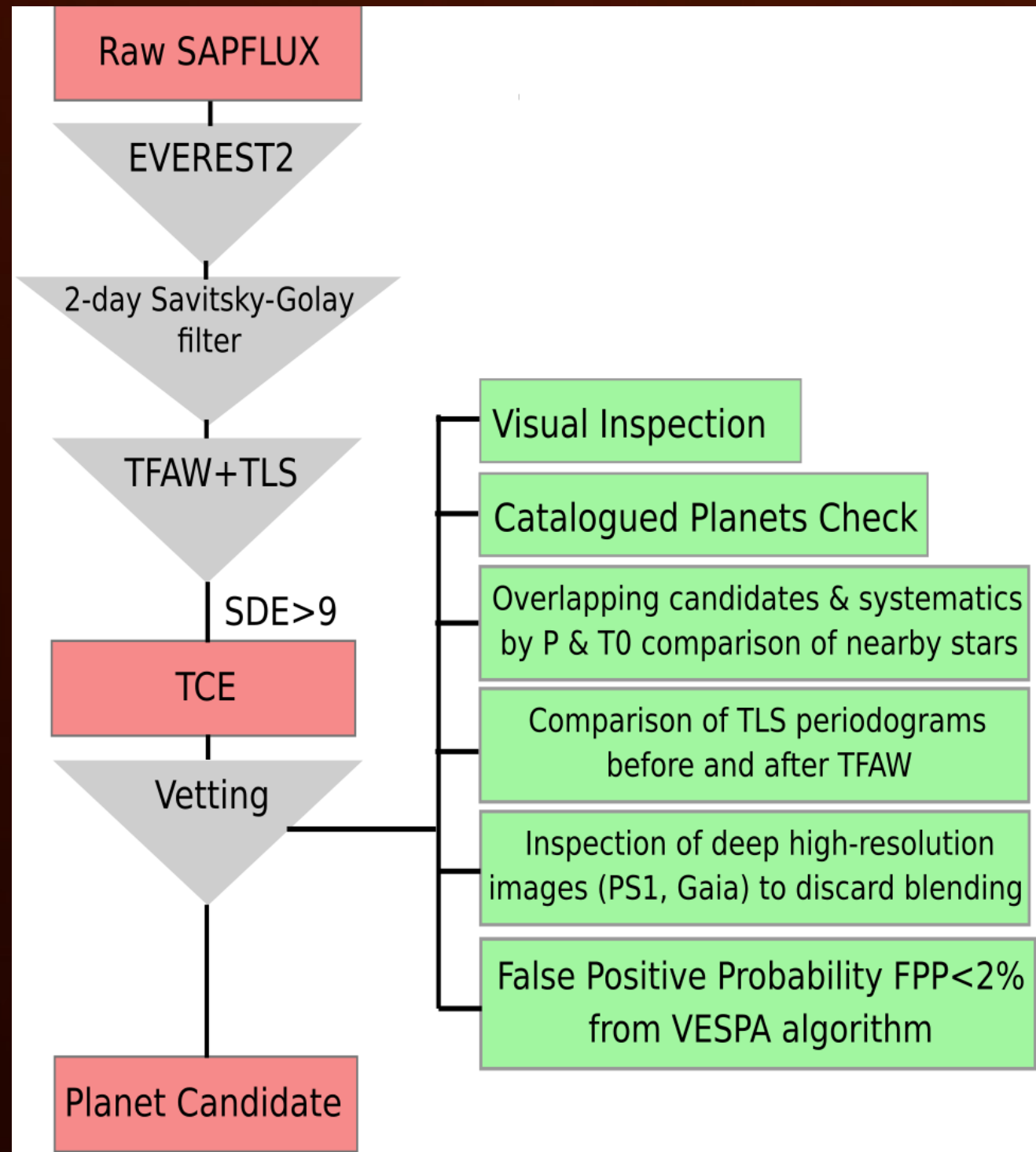
TRANSIT SEARCH

- ▶ Transit Least Squares (TLS) [4] optimized to detect small planets.
- ▶ We combine TLS with TFAW's frequency analysis step to enhance the detection of transiting planet candidates.
- ▶ Stellar parameters obtained from "K2 star parameters from Gaia & LAMOST" [3] and EPIC catalogs.
- ▶ We consider **significant periods** those with $SDE \geq 9.0$ (false-positive rate $< 10^{-4}$).

VETTING AND VALIDATION

- ▶ All light curves that have a significant detection undergo TFAW's iterative signal reconstruction and denoising. We visually inspect them and keep the ones which show transit-like features.
- ▶ The full vetting procedure consists on:

- ▶ Transit 0.5 days away from the beginning/end of any light curve gaps.
- ▶ Rule out eclipsing binary nature by checking odd/even transit depths.
- ▶ Catalog comparison to discard already found candidates.
- ▶ Check EVEREST 2.0 [6] aperture image for contaminating sources.
- ▶ Rule out that no other light curve(s) in the same CCD module present transit-like features with similar periods and T_0 .
- ▶ Comparison of TLS periodograms before/after TFAW.
- ▶ Inspection of high resolution images from Pan-STARRS1 and Gaia DR2 to discard close stellar companions.



- ▶ VESPA [7] computes the probabilities of the transiting signal to be caused by six different astrophysical false positive scenarios with transiting planets.
- ▶ Only targets with **FPP lower than 2%** are considered as valid planetary candidates.

REFERENCES

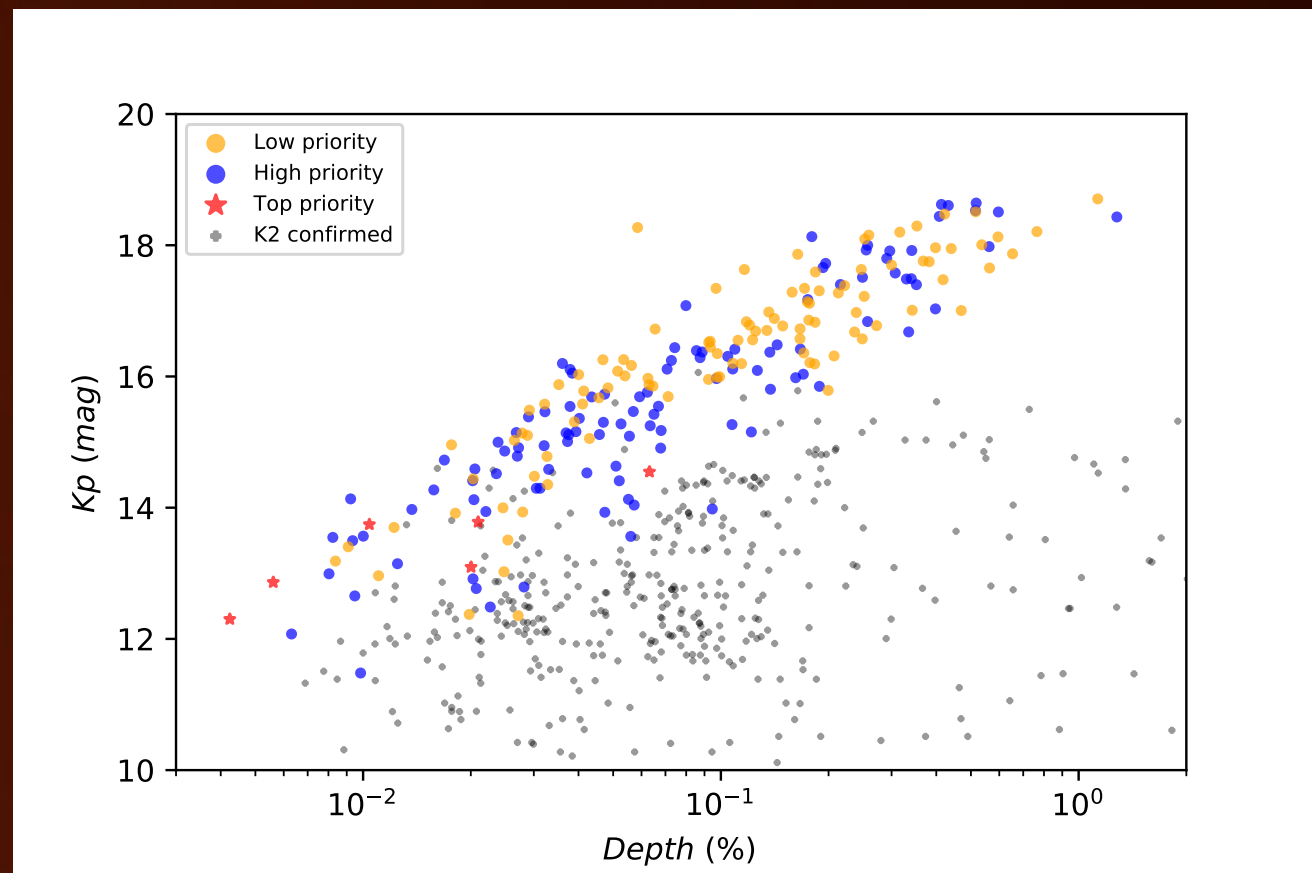
- [1] D. del Ser and O. Fors. In: *MNRAS* 498.2 (Oct. 2020), pp. 2778–2797.
- [2] D. del Ser, O. Fors, and J. Núñez. In: *A&A* 619, A86 (Nov. 2018), A86.
- [3] Kevin K. Hardegger-Ullman et al. In: *ApJS* 247.1, 28 (Mar. 2020), p. 28.
- [4] Michael Hippke and René Heller. In: *A&A* 623, A39 (Mar. 2019), A39.
- [5] G. Kovács, S. Zucker, and T. Mazeh. In: *MNRAS* 356 (Jan. 2005), pp. 557–567.
- [6] Rodrigo Luger et al. In: *AJ* 156.3, 99 (Sept. 2018), p. 99.
- [7] Timothy D. Morton. In: *ApJ* 761.1, 6 (Dec. 2012), p. 6.

ACKNOWLEDGEMENTS

MdA acknowledges financial support from the Universitat de Barcelona-Reial Acadèmia de Ciències i Arts de Barcelona (RACAB) collaboration grant 2020.2.RACAB.1. DdS acknowledges financial support from RACAB. DdS and OF acknowledge support from the State Agency for Research of the Spanish Ministry of Science and Innovation under grant PID2019-105510GB-C31 and through the Unit of Excellence María de Maeztu 2020-2023 award to the Institute of Cosmos Sciences (CEX2019-000918-M).

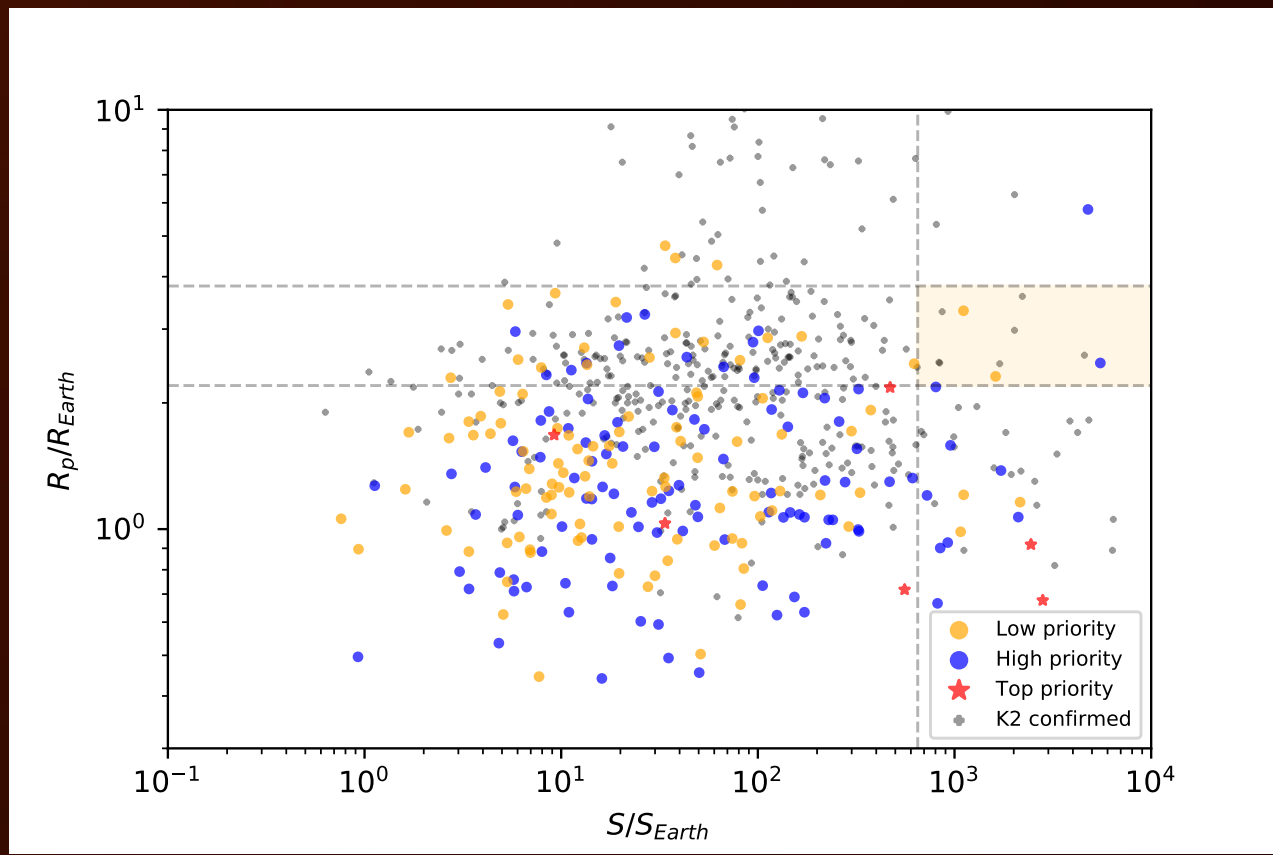
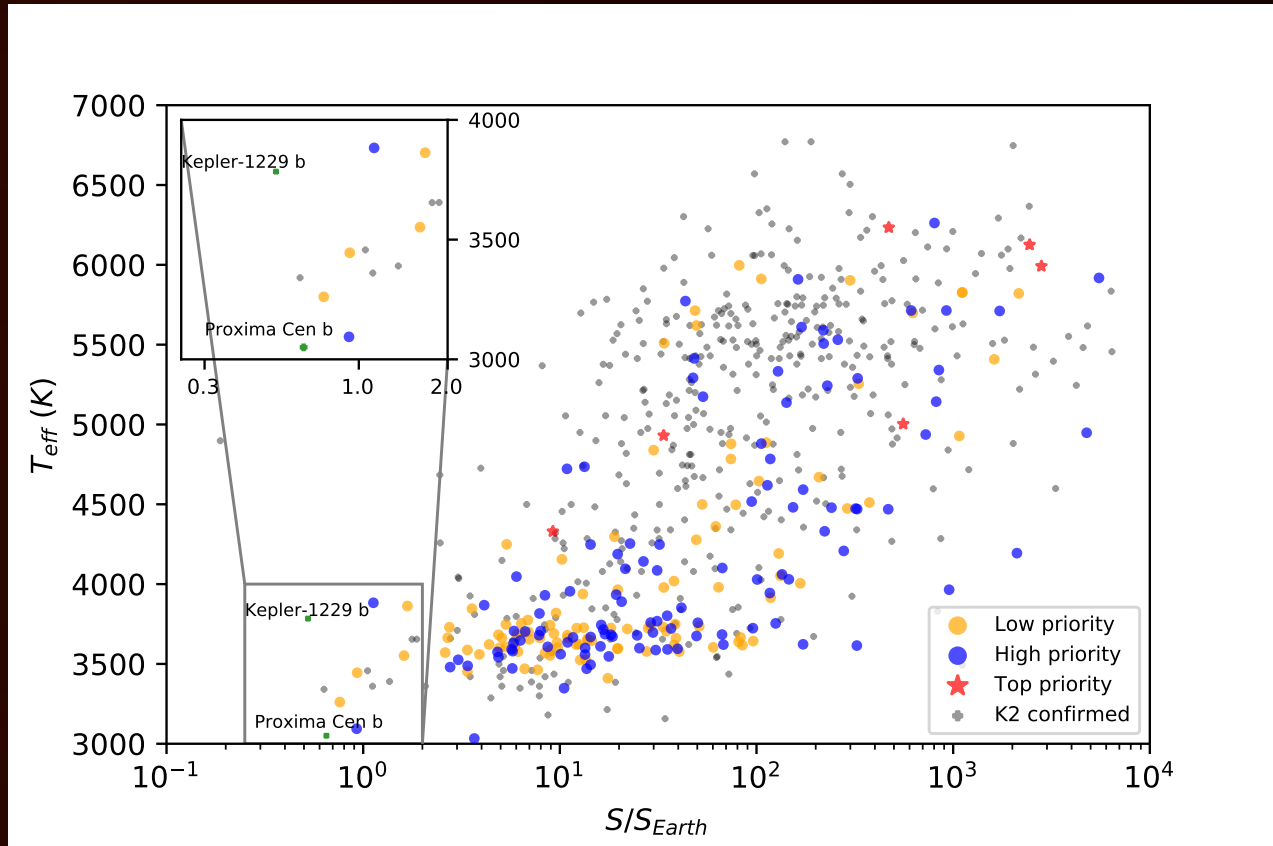
STATISTICAL RESULTS

- ▶ We present a sample of **220 new planet candidates** detected with TFAW and TLS from K2 campaigns C1-C8 and C12-C18.
- ▶ All have passed our vetting procedure and validated by VESPA.
- ▶ Classified in three priority ranks: 6 "**top**" (red): detected in two or more K2 campaigns; 110 "**high**" (blue): vetted and validated; and 104 "**low**" (orange): vetted and validated but either have $SDEs \sim 9$, $FPP \sim 2\%$ or need further reanalysis.



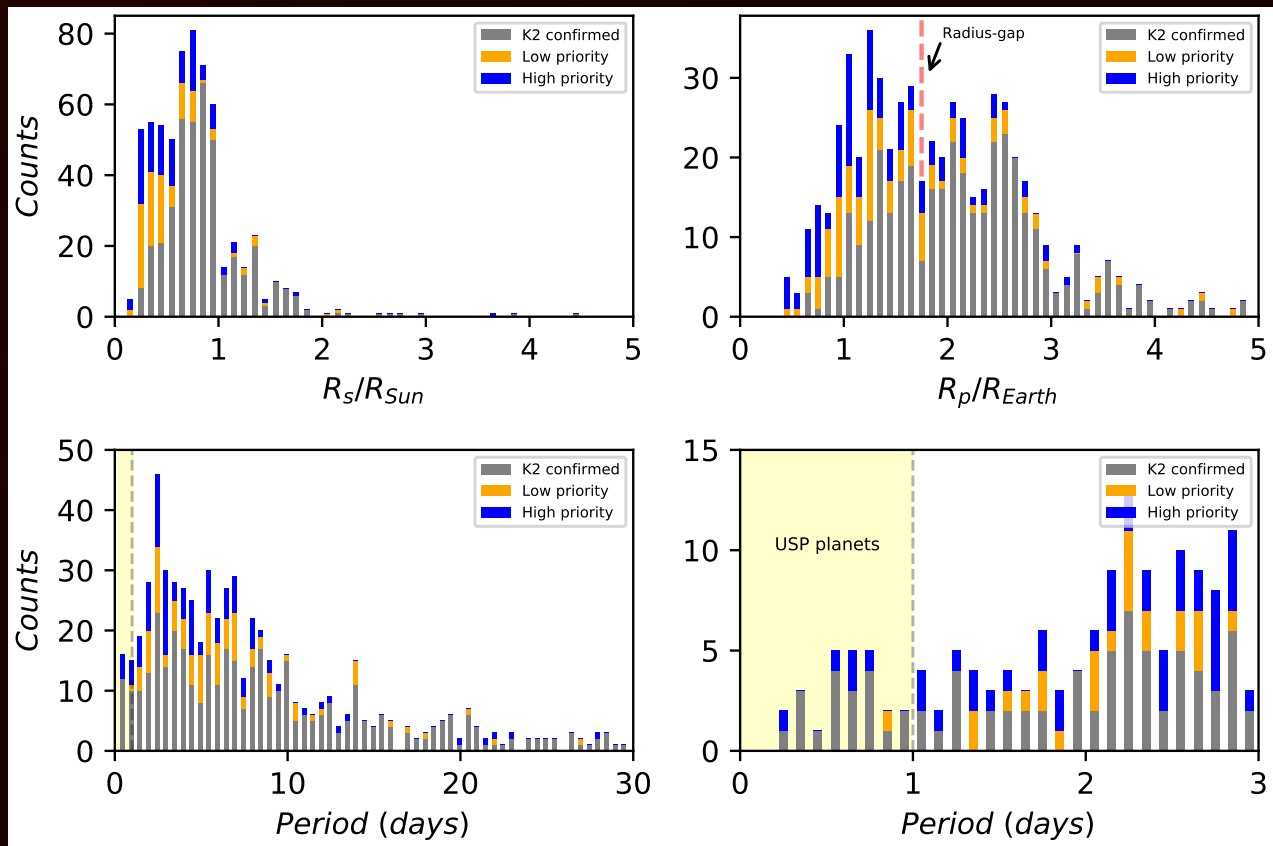
- ▶ TFAW opens a **new niche** for exoplanetary candidate search.
- ▶ It allows to detect transiting objects **around fainter stars** than any other previous survey.

- ▶ Most of our candidates orbit low-mass stars.
- ▶ Four candidates lie in the **conservative HZ** of their host stars.
- ▶ Two other lie in the **optimistic HZ**.



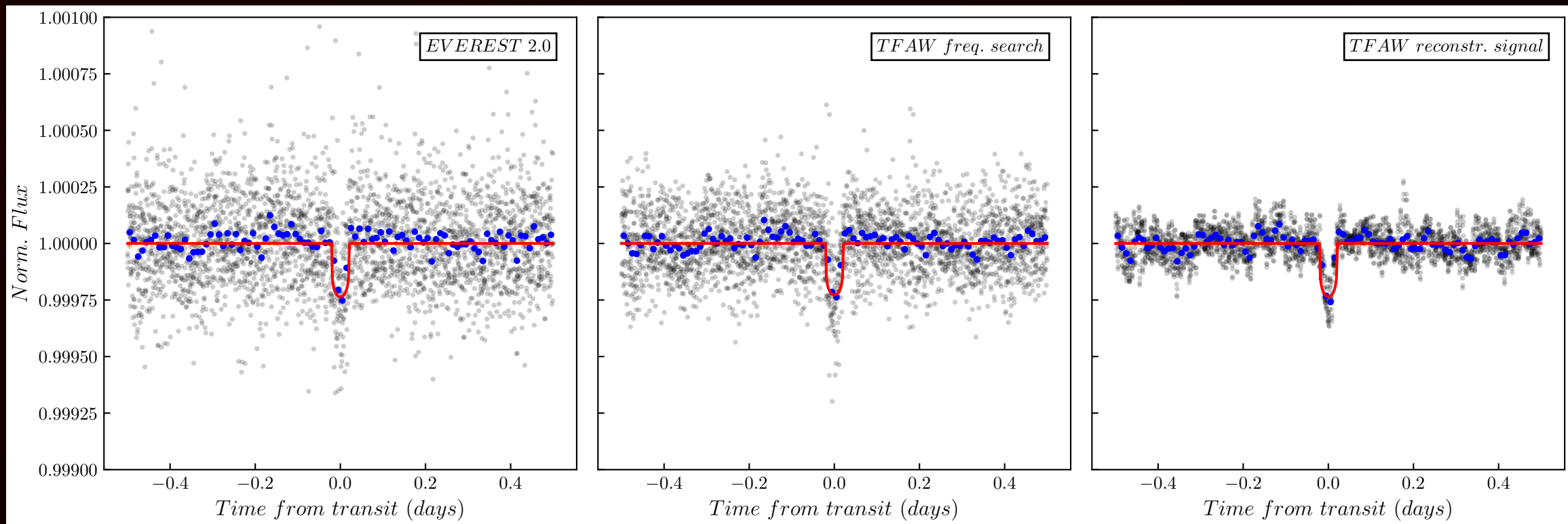
- ▶ No Jupiter-sized candidates found around M-dwarfs.
- ▶ Four candidates lie within the **Hot-Super-Earth desert**.

- ▶ We mainly populate the **small planet radius** range ($< 1.5R_{\oplus}$).
- ▶ We **duplicate** the sample of candidates within the **small planet radius gap** ($\sim 1.8R_{\oplus}$).
- ▶ We also add some candidates in the **Ultra-Short-Period (USP)** range.



EPIC 248828117.02: A NEW EARTH-SIZED CANDIDATE FROM C14 FOUND BY TFAW

- ▶ We present EPIC 248828117.02 to illustrate the noise filtering efficiency of TFAW.
- ▶ EPIC 248828117.02 is a $1.3R_{\oplus}$ planet candidate orbiting a G3 star with a 2.896 day orbit.



Normalized phase-folded EPIC 248828117.02 light curve with TLS model data marked in red for EVEREST 2.0 (left), TFAW's frequency analysis step (middle) and for the TFAW-reconstructed signal (right)). Blue represents the binned data.