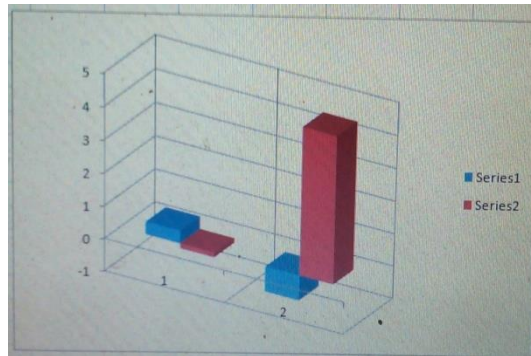


## Supplementary Figure – D614 vs N501 ( SARS-COV-2 ) Mutants Data Analysis

Bioenergetics data ( DEL2G ) of interaction between D614G mutants vs N501Y mutants are statistically analysed to find out the correlation study .

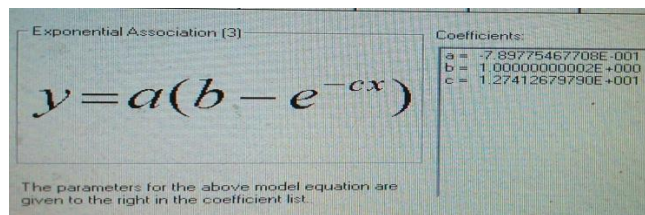


Data Presentation ( Fig-1, REF :)

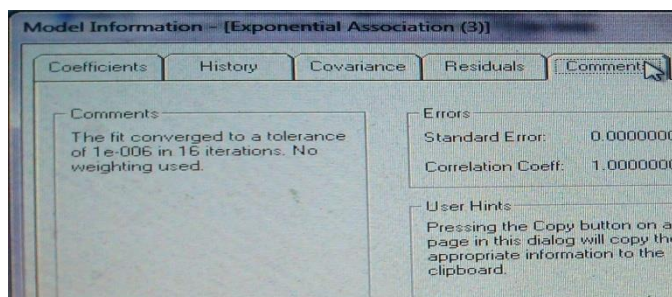
Series 1- D614( DEL2G in kcal / mole ) , Series 2 – DN501( DEL2G in kcal /mole

REF : S.Teng et al , P.7 ,( Table -1 ,2 ) ,Systemic effects of missense mutations on SARS-CoV-2 spike glycoprotein stability and receptor-binding affinity , Briefings in Bioinformatics, 00(00), 2020, doi: 10.1093/bib/bbaa233 ,Case Study ..

### Data Analysis:



Exponential fit ( Fig-2 )



Correlation Table ( Fig-3 )