



SolACE - Solutions for improving Agroecosystem and Crop Efficiency for water and nutrient use

Deliverable D6.3 SolACE Public Website

Planned delivery date (as in DoA): Month 3

Actual submission date: 31 July 2017

Work package: 6

Work package leader: Helga Willer, Research Institute of Organic Agriculture FiBL

Deliverable leader: Helga Willer

Author: Helga Willer

Version: 1.0

This Deliverable is part of a project that has received funding from the European Union's Horizon 2020 research and innovation programme under grant agreement No 727247.	
Dissemination Level	
PU Public	PU
CI Classified, as referred to Commission Decision 2001/844/EC	
CO Confidential, only for members of the consortium (including the Commission Services)	

Research and Innovation action: GA no. 727247

Start date of the project: May 1st, 2017

Dissemination level: PU

Table of Contents

1.	Introduction	3
2.	The website, its contents, features, and plans	3
2.1	Website features	3
2.1.1	Look and feel	3
2.1.2	Responsive design	4
2.1.3	Integration of Google Maps	4
2.1.4	News archiving	5
2.1.5	Integration of the SolACE Twitter Account	5
2.2	Website contents	5
2.2.1	Homepage – www.solace-eu.net	5
2.2.2	About – www.solace-eu.net/about.html	5
2.2.3	Get involved – www.solace-eu.net/get-involved.html	6
2.2.4	List of partners – www.solace-eu.net/partners.html	6
2.2.5	Focus crops: Bread wheat, durum wheat, and potato – www.solace-eu.net/focus-crops.html	6
2.2.6	Farmers' networks: not yet online	7
2.2.7	Publications – www.solace-eu.net/publications.html	7
2.2.8	Site info – www.solace-eu.net/site-information.html	8
3.	Social Media	8
3.1	The SolACE Twitter account @SolACE_EU_NET	8
3.2.	YouTube	8
3.3	Further social media accounts	8
4.	Actions for further development of the SolACE website	9

Table of figures

Figure 1: The SolACE homepage	4
Figure 2: Interactive map on the SolACE website showing the location of the project partners.	4
Figure 3: Focus crop section on SolACE-eu.net	6
Figure 4: Example of a farmer network page (to go online later summer 2017)	7
Figure 5: The SolACE Community on ZENODO)	7
Figure 6: The SolACE Twitter account	8

1. Introduction

The SolACE project website, built by the Research Institute of Organic Agriculture FiBL, is the central collection and information point for all materials generated in the project and contains all relevant information about the project and its outcome. It is continually developed further.

According to the grant agreement, the following items are planned to be made available:

- › list of partners (including contact addresses, web links, *etc.*);
- › descriptions of project aims and work packages;
- › project news, related news, job postings;
- › calendar of project events;
- › outreach activities organised by individual partners;
- › SolACE newsletters and press releases;
- › Publications and dissemination materials;
- › Information on the SolACE conferences (programme, registration, *etc.*);
- › Simple online discussion forum;
- › Online surveys.

The project website www.solace-eu.net went online at the first day of the Kick-off meeting, which took place in Montpellier from June 26 to 28, 2017 and contained the basic information.

At the kick-off meeting, additional suggestions for the project website were made; some of these have already been implemented.

On the following pages the current status and concept for the further development of the website are explained with plans/suggestions for future activities (highlighted in blue).

2. The website, its contents, features, and plans

2.1 Website features

2.1.1 Look and feel

The website shows the SolACE logo on the upper left and the EU flag on the right. The basic colour of the website is blue, using the same blue as that of the logo. To highlight selected texts, e.g. on the right margin, a lighter version of the SolACE blue is used.

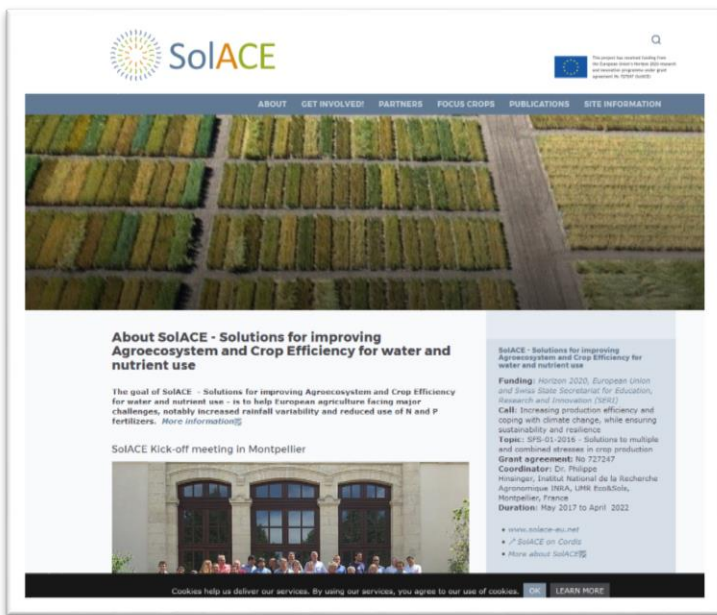


Figure 1: The SolACE homepage

2.1.2 Responsive design

The SolACE project website is responsive. Responsive web design allows a website to be viewed in response to the size of the screen or web browser it is viewed with – i.e. the SolACE website is mobile friendly and can be viewed easily on Smartphones and other devices.

2.1.3 Integration of Google Maps

A special feature is the integration of Google Maps, which is currently used to show the locations of the project partners. This feature will also be used for other parts of the website.



Figure 2: Interactive map on the SolACE website showing the location of the project partners.

Action 1: Add maps (including background information) for the farmers' networks, and potentially the field experiments and platforms.

2.1.4 News archiving

The website contains a feature for the automatic archiving of news. News can also be made available/archived by theme. For instance, all news relating to the farmers' networks could be made available on the related section of the website. .

2.1.5 Integration of the SolACE Twitter Account

The SolACE Twitter account was ready on June 27, 2017. It contains Tweets shared by the SolACE project (i.e. FiBL and WP 6 co-leader LEAF); related tweets from project partners are retweeted. The SolACE Twitter account is fully integrated into the homepage, where it is currently located next to the news section.

2.2 Website contents

2.2.1 Homepage – www.solace-eu.net

The homepage contains

- › An introductory sentence about SolACE;
- › An info box about SolACE with the key coordinates;
- › A picture from the Kick-off meeting (to be exchanged for other pictures depending on featured themes);
- › SolACE news;
- › SolACE Tweets.

SolACE events, job postings or outreach activities of the partners will also be announced on the homepage (either directly on the homepage or via Twitter).

Action 2: Keep SolACE homepage alive with news, tweets and changing the picture.

2.2.2 About – www.solace-eu.net/about.html

The “About” pages at the SolACE website informs about the project and its aims in general, the funding bodies, and contain a short description of all work packages. The work package descriptions include their goals, information on the tasks as well as contact information for the work package leader and co-leader.

Action 3: Ask work package leaders occasionally to update information and include relevant work package results.

2.2.3 Get involved – www.solace-eu.net/get-involved.html

The idea for this section stems from the Kick-off meeting. With this section we hope to involve more stakeholders and actors into the project. This section will soon include a registration form for the stakeholder forum as well as a subscription form for the project newsletter.

This section will also host a discussion forum when the need arises or give access to online surveys.

Action 4: Install registration for stakeholder forum and subscription form for project newsletter. Make “get involved” page more attractive.

2.2.4 List of partners – www.solace-eu.net/partners.html

The list of partners was ready for the launch of the website on June 26. In addition to the contacts and the links to the partners’ websites, the partners’ pages include descriptions of the partners, a listing of the people involved in SolACE as well as the partners’ logos.

At the main page of the partners’ pages, there is an interactive map showing the geographical distribution of the partners. When clicking on a flag, the information on the individual partners/partner pages will appear.

Action 5: Remind partners annually to check their websites and send updates.

2.2.5 Focus crops: Bread wheat, durum wheat, and potato – www.solace-eu.net/focus-crops.html

This section is another suggestion from the Kick-off meeting. Currently, this section contains only some basic information, but in the medium term should be filled with pictures, project results or links to related activities, such as the information on the farmers’ networks focusing on these crops.



Figure 3: Focus crop section on SolACE-eu.net

Action 6: Include more information on the focus crop section

2.2.6 Farmers' networks: not yet online

For each farmers' network, a dedicated section will be made available on the website. At these pages, basic information about the farmers' networks and their activities as well as contact details of the coordinators is presented. Currently, the existing information (pictures and texts) is compiled and edited to go online towards the end of summer 2017.



Figure 4: Example of a farmers' network page (to go online later summer 2017).

Action 7: Compile information on farmers' networks and go online late summer 2017

Action 8: Keep farmers' network pages updated and link with videos and other output of these networks

Action 9: Consider making pages similar to the farmers' network pages for the field trials and phenotyping platforms

2.2.7 Publications – www.solace-eu.net/publications.html

At the "publications" page, a link is made to SolACE community on Zenodo.org, where all SolACE output is stored. From ZENODO, the publications are automatically uploaded to OpenAIRE. However, selected publications will be highlighted on the SolACE website. It will also be attempted to make an RSS feed, so that the latest additions to the SolACE repository can be shown on the website.

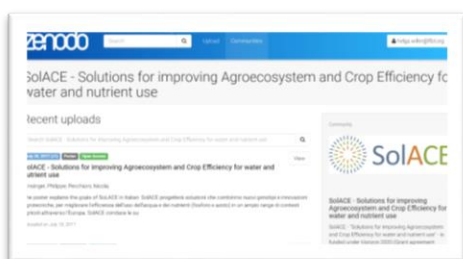


Figure 5: The SolACE Community on ZENODO).

By storing and publishing (after the embargo period) the scientific publications and other output on ZENODO, SolACE ensures that bibliographic metadata are included such as the funding body, the name of the action, acronym and grant number (already predefined in ZENODO), the publication date, and a persistent identifier. Via ZENODO the publications are automatically stored on OpenAIRE, the European Union’s electronic gateway for peer-reviewed articles and other important publications (www.openaire.eu).

Action 10: Embed and make visible latest SolACE publications on the “Publications” page.

2.2.8 Site info – www.solace-eu.net/site-information.html

The “Site information” page shows the contact addresses for the project and the project website, the disclaimer and acknowledgement for the European Union and the Swiss State Secretariat for Education, Research and Innovation (SERI) as well as the privacy policy.

3. Social Media

3.1 The SolACE Twitter account @SolACE_EU_NET

The SolACE Twitter was set up in June 2017. It is used for the Tweets from the project (posted by FiBL and the WP 6 co-leader LEAF), and related Tweets are retweeted. The hashtag to be used will be #SolACEEU.

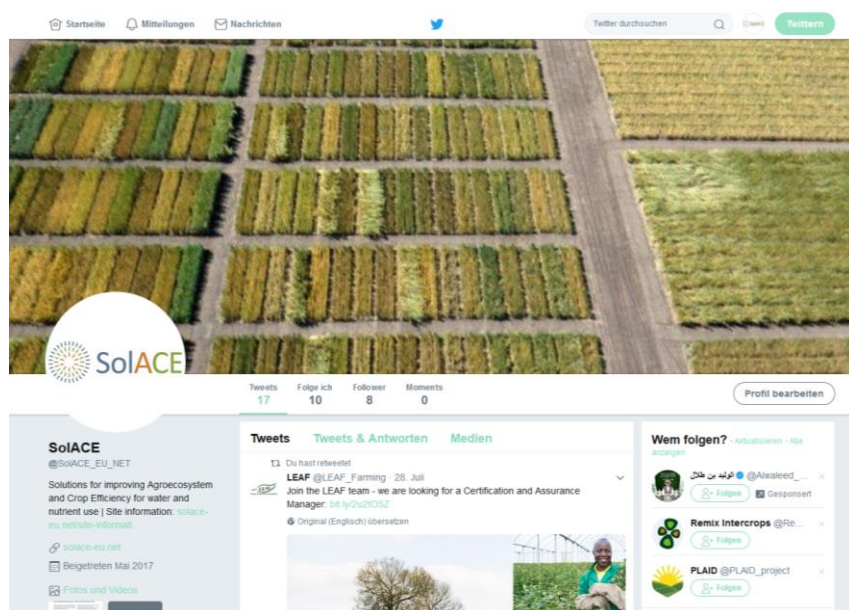


Figure 6: The SolACE Twitter account

3.2 YouTube

A YouTube Account was set up by LEAF and since July 31, 2017, the YouTube video from the Kick-off meeting is online.

3.3 Further social media accounts

A Facebook account still needs to be up. If need arises, further account like Linked-In or Google+ will be considered.

4. Actions for further development of the SolACE website

In the coming months the actions outlined above will be implemented. Should new needs arise, the necessary steps will be taken:

- Action 1: Add maps (including background information) for the farmers' networks, and potentially the field experiments and platforms. 5
- Action 2: Keep SolACE homepage alive with news, tweets and changing picture. 5
- Action 3: Ask work package leaders occasionally to update information and include relevant work package results. 5
- Action 4: Install registration for stakeholder forum and subscription form for project newsletter. Make "get involved" page more attractive. 6
- Action 5: Remind partners annually to check their websites and send updates. 6
- Action 6: Include more information on the focus crop section 6
- Action 6: Compile information on farmers' networks and go online late summer 2017 7
- Action 7: Keep farmers' networks pages updated and link with videos and other output of the networks 7
- Action 8: Consider making pages similar to the farmer network pages for the field trials and phenotyping platforms 7
- Action 9: Embed and make visible latest SolACE publications on the "Publications" page. 8